TEST REPORT
COMPLIANCE EMISSION TEST
MEDLINE INDUSTRIES
EtO ABATEMENT SYSTEM
WAUKEGAN, ILLINOIS

STI
097190AFG200312T.pdf

ETR
03-12-2020
10-I

Prepared For:

Medline Industries
3 Lake Drive
Northfield, IL 60093

Initial Review
Approved
By Kevin Mattison on 03/27/20

Prepared By:

Montrose Air Quality Services, LLC
951 Old Rand Road, Unit 106
Wauconda, IL 60084

Document No.: **M928ET-663754-RT-415**
Test Dates: **March 10, 11, and 12, 2020**
Submittal Date: **March 24, 2020**

STAC
ACCREDITED
TO ASTM D7036 ONLY
CERT #3925.01

MONTROSE
AIR QUALITY SERVICES

TABLE OF CONTENTS

SECTION **PAGE**

REVIEW AND CERTIFICATION 4
1.0 SUMMARY OF TEST PROGRAM AND RESULTS 5
1.1 TEST PROGRAM OBJECTIVES 5
1.2 TEST PROGRAM PARTICIPANTS 5
1.3 QUALITY STATEMENT 6
1.4 SUMMARY OF TEST RESULTS 6
2.0 SOURCE DESCRIPTION 7
2.1 FACILITY AND SOURCE DESCRIPTION 7
2.1.1 Overview 7
2.1.2 Process Description 7
2.1.3 Control Equipment 7
2.2 SAMPLING LOCATIONS 8
2.3 OPERATING CONDITIONS AND PROCESS DATA 9
3.0 TEST METHOD DETAILS 13
3.1 LIST OF TEST METHODS 13
3.1.1 Sampling Locations (USEPA Method 1) 13
3.1.2 Velocity and Volumetric Flow Rate (USEPA Method 2) 13
3.1.3 Molecular Weight (USEPA Method 3A) 13
3.1.4 Moisture Content 15
3.1.5 Gas Dilution System Verification (USEPA Method 205) 15
3.1.6 Ethylene Oxide and Moisture Determination (USEPA Method 320 and ASTM D6348-12) 15
3.2 MODIFICATIONS TO THE METHODS 18
3.3 ADDITIONAL TESTING NOTES 19
4.0 TEST RESULTS 20
APPENDIX A CALCULATION SUMMARIES 24
APPENDIX B FIELD DATA 245
APPENDIX C REFERENCE METHOD MONITORING DATA 273
APPENDIX D FTIR DATA 402
APPENDIX E MEDLINE PROCESS DATA 798
APPENDIX F CALIBRATION DATA 833
APPENDIX G TEST PROGRAM QUALIFICATIONS 895

SECTION **PAGE**

LIST OF TABLES

TABLE 1-1 SUMMARY OF TEST PROGRAM 5
TABLE 1-2 SUMMARY OF AVERAGE TEST RESULTS 6
TABLE 4-1 EtO ABATEMENT SYSTEM COMMON STACK TEST RESULTS 21
TABLE 4-2 EtO ABATEMENT SYSTEM INLET 1 TEST RESULTS 22
TABLE 4-3 EtO ABATEMENT SYSTEM INLET 2 TEST RESULTS 22
TABLE 4-4 EtO ABATEMENT SYSTEM INLET 3 TEST RESULTS 23
TABLE 4-5 EtO ABATEMENT SYSTEM INLET 4 TEST RESULTS 23

LIST OF FIGURES

FIGURE 2-1 SIMPLIFIED BLOCK DIGRAM 8
FIGURE 2-2 DAY 1 (3/10/20) CHAMBER SCHEDULE 10
FIGURE 2-3 DAY 2 (3/11/20) CHAMBER SCHEDULE 11
FIGURE 2-4 DAY 3 (3/12/20) CHAMBER SCHEDULE 12
FIGURE 3-1 REFERENCE METHOD O_2 AND CO_2 SAMPLING SYSTEM 14
FIGURE 3-2 FTIR SAMPLING SYSTEM 17

REVIEW AND CERTIFICATION

All work, calculations, and other activities and tasks performed and presented in this document were carried out by me or under my direction and supervision. I hereby certify that, to the best of my knowledge, Montrose operated in conformance with the requirements of the Montrose Quality Management System and ASTM D7036-04 during this test project.

Signature: D. Chapman Date: 03/23/2020

Name: Donald Chapman, QSTI Title: Vice President, Technical

I have reviewed, technically and editorially, details, calculations, results, conclusions, and other appropriate written materials contained herein. I hereby certify that, to the best of my knowledge, the presented material is authentic, accurate, and conforms to the requirements of the Montrose Quality Management System and ASTM D7036-04.

Signature: Henry M. Taylor Date: 03/23/2020

Name: Henry M. Taylor, QSTO Title: Senior Quality Assurance Specialist

1.0 SUMMARY OF TEST PROGRAM AND RESULTS

1.1 TEST PROGRAM OBJECTIVES

Montrose Air Quality Services, LLC (Montrose) was contracted by Medline Industries (Medline) to perform a compliance emission test at their facility located in Waukegan, Illinois.

The compliance test was conducted to determine the ethylene oxide (EtO) concentration, emission rate, and destruction and removal efficiency (DRE) of the newly installed emission controls at the facility. Testing was conducted on the EtO Abatement System common stack and four inlets.

Testing was conducted in accordance with the sampling and analytical procedures presented in Test Plan No. 928ET-663754-PP-11R3 dated January 23, 2020. A summary of the test program is presented in Table 1-1.

TABLE 1-1
SUMMARY OF TEST PROGRAM

Test Dates	Source	Activity/ Parameters	Test Methods	No. of Runs	Run Duration
3/10, 3/11, & 3/12/20	EtO Abatement System Common Stack and 4 Inlets	Compliance Test/ EtO	1, 2, 3A, 205, 320,	3	~ 10 Hours

1.2 TEST PROGRAM PARTICIPANTS

A list of project participants is included below:

Facility Information

Source Location:	Medline Industries 1160 South Northpoint Boulevard Waukegan, IL 60085	
Project Contact:	Mr. Jasper Titus	Mr. Joe Montemurro
Role:	Director EHS	Associate Director – Sterilization
Telephone:	847-837-2784	224-572-6440
Email:	jtitus@medline.com	jmontemurro@medline.com

Testing Company Information

Testing Firm:	Montrose Air Quality Services, LLC
Contact:	Mr. Donald Chapman
Title:	Vice President, Technical
Telephone:	847-487-1580 Ext. 12406
Email:	dchapman@montrose-env.com

Mr. Jasper Titus and Mr. Joe Montemurro of Medline coordinated the test and monitored process operations during testing. Mr. Don Chapman, Mr. Rob Burton, Mr. Jeremy Clark, Mr. Steve Flaherty, Mr. Craig James, Mr. Vannak Khy, and Mr. Robert Kolar of Montrose performed the test. Mr. Don Chapman was the onsite field test supervisor and qualified source testing individual for the test. Mr. Kevin Mattison of the Illinois Environmental Protection Agency witnessed the testing.

1.3 QUALITY STATEMENT

Montrose is qualified to conduct this test program and has established a quality management system that led to accreditation with ASTM Standard D7036-04 (Standard Practice for Competence of Air Emission Testing Bodies). Montrose participates in annual functional assessments for conformance with D7036-04 which are conducted by the American Association for Laboratory Accreditation (A2LA). All testing performed by Montrose is supervised on site by at least one Qualified Individual (QI) as defined in D7036-04 Section 8.3.2. Data quality objectives for estimating measurement uncertainty within the documented limits in the test methods are met by using approved test protocols for each project as defined in D7036-04 Sections 7.2.1 and 12.10. Additional quality assurance information is presented in the report appendices.

1.4 SUMMARY OF TEST RESULTS

The test results are detailed in Section 4.0 of this document. The test results show that the emissions were within their respective permit compliance limits. A summary of the average test results is presented in Table 1-2.

TABLE 1-2
SUMMARY OF AVERAGE TEST RESULTS

Source	Test Dates	Parameter	Units	Average Result	Compliance Limit
EtO Abatement System Common Stack	3/10 - 3/12/20	EtO	ppbv db	32.78	200
			lb/month	8.1	15
			lb/year	97	150
			DRE, %	99.99	99.9

2.0 SOURCE DESCRIPTION

2.1 FACILITY AND SOURCE DESCRIPTION

2.1.1 Overview

Medline operates a ten-chamber sterilization facility in Waukegan, Illinois. Products to be sterilized are placed in a sterilization chamber and are exposed to EtO, a sterilant gas, at a predetermined temperature, humidity level, and pressure. The EtO penetrates product packaging (e.g., cardboard shipping box, plastic shrink wrap, paper box, and product wrapping) and destroys bacteria and viruses on the product. The product remains sterile until use because bacteria and viruses cannot penetrate the product wrapping. Medline operates three 26-pallet chambers, four 13-pallet chambers, two 6-pallet chambers and one 3-pallet chamber.

2.1.2 Process Description

The typical sterilization cycle consists of six phases: (1) pre-sterilization conditioning, (2) sterilization, (3) evacuation, (4) nitrogen wash, (5) chamber exhaust, and (6) aeration. Each of these phases is discussed briefly below:

After the products have been loaded into the chamber and the airtight door is sealed, a partial vacuum is drawn inside the chamber. This initial vacuum, or drawdown, prevents dilution of the EtO. The chamber temperature and relative humidity is adjusted to ensure proper sterilization and the EtO is introduced into the chamber to achieve the desired concentration of EtO.

Following sufficient exposure time, the EtO is evacuated from the chamber with a vacuum pump. This post-cycle vacuum phase typically lasts about 25 minutes. The pressure in the chamber is then increased by introducing nitrogen. The combination of evacuation and nitrogen wash phases is repeated multiple times to remove as much of the EtO from the product as possible. The purpose of the nitrogen washes is to allow residual EtO to diffuse from the product.

At the end of the sterilization cycle the chamber is returned to atmospheric pressure by introducing air. When the chamber door is opened to unload product, the rear chamber vent system is activated to prevent the sterilization operators from being exposed to elevated levels of EtO that may be present inside the chamber

Following their removal from the sterilization chamber, the sterile products are placed in an aeration room and kept there for several hours or days depending on the product. The purpose of aeration is to allow further diffusion of residual EtO from the products prior to shipping in order to comply with the FDA and EPA guidelines for residual EtO.

2.1.3 Control Equipment

A simplified block process flow diagram showing the four inlet sampling locations and the stack sampling location is shown in Figure 2-1.

FIGURE 2-1
SIMPLIFIED BLOCK DIGRAM

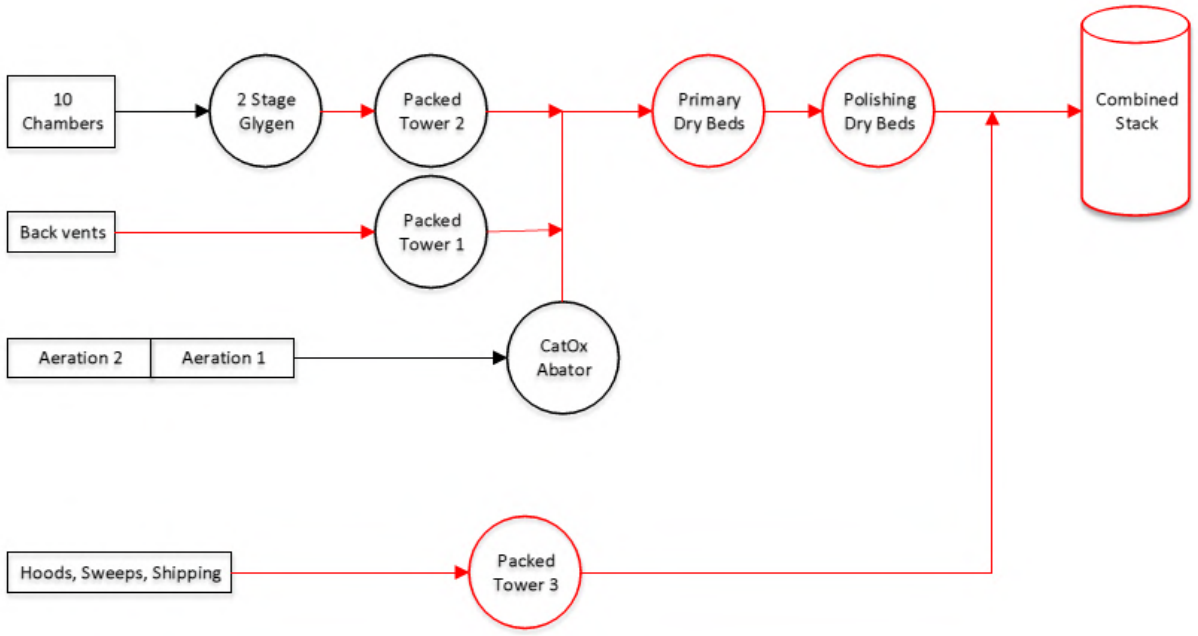

The 10 sterilization chambers (Inlet 1) are ducted to two stage Glygen™ scrubbers in series (primary controls) followed by Packed Tower #2 (secondary control) for removal of EtO. The gas stream then enters the primary and polishing dry beds for secondary removal and polishing before exiting to atmosphere in the common stack.

The backvents (Inlet 2) are ducted to Packed Tower #1 for primary removal of EtO. The gas stream then enters the primary and polishing dry beds and exits to the common stack.

The aeration rooms (Inlet 3) are ducted to the CatOx Abator (catalytic oxidizer) for primary removal of EtO. The gas stream then enters the primary and polishing dry beds before exiting to atmosphere in the common stack.

The hoods, sweeps and shipping area vents (Inlet 4) are ducted to Packed Tower #3 for removal of EtO. This gas stream vents to the common stack.

2.2 SAMPLING LOCATIONS

The sampling locations and number of velocity traverse points were as follows:

EtO Abatement System Sampling Location	Duct Diameter (inches)	Port Location Upstream from Disturbance (inches)	Port Location Downstream from Disturbance (inches)	No. of Ports	Velocity Traverse Points per Port	Total Points
Common Stack	60	120	498	2	8	16
Inlet 1 (10 Chambers)	14	28	100	2	8	16
Inlet 2 (Backvents)	16	56	86	2	8	16
Inlet 3 (Aeration Rooms)	40	36	810	2	8	16
Inlet 4 (Hoods, Sweeps, Shipping)	54	26	144	2	8	16

2.3 OPERATING CONDITIONS AND PROCESS DATA

During the compliance test, the facility was operating at greater than 90% of maximum production. Process data was collected by plant personnel or data acquisition and included the following parameters:

- Amount of EtO introduced into each sterilization chamber during the test period (total lbs)
- Operating schedule of all processes during the test period
- Oxidizer operating temperature (°F)
- Scrubbant flow rate for each scrubber (gal/min)
- pH of the scrubbant for each scrubber
- Inlet temperature of packed tower device for each scrubber (°F)
- Temperature of the gas entering each dry bed (°F)
- Flow rate of gas entering the dry beds as indicated by damper being on or off

The process data graphs are included in Appendix E.

In addition, the operations of each sterilizer were tracked and recorded to document the stage of each process over the course of each test run. The chamber schedules for each day of testing are shown in Figures 2-2 through 2-4.

FIGURE 2-2
DAY 1 (3/10/20) CHAMBER SCHEDULE

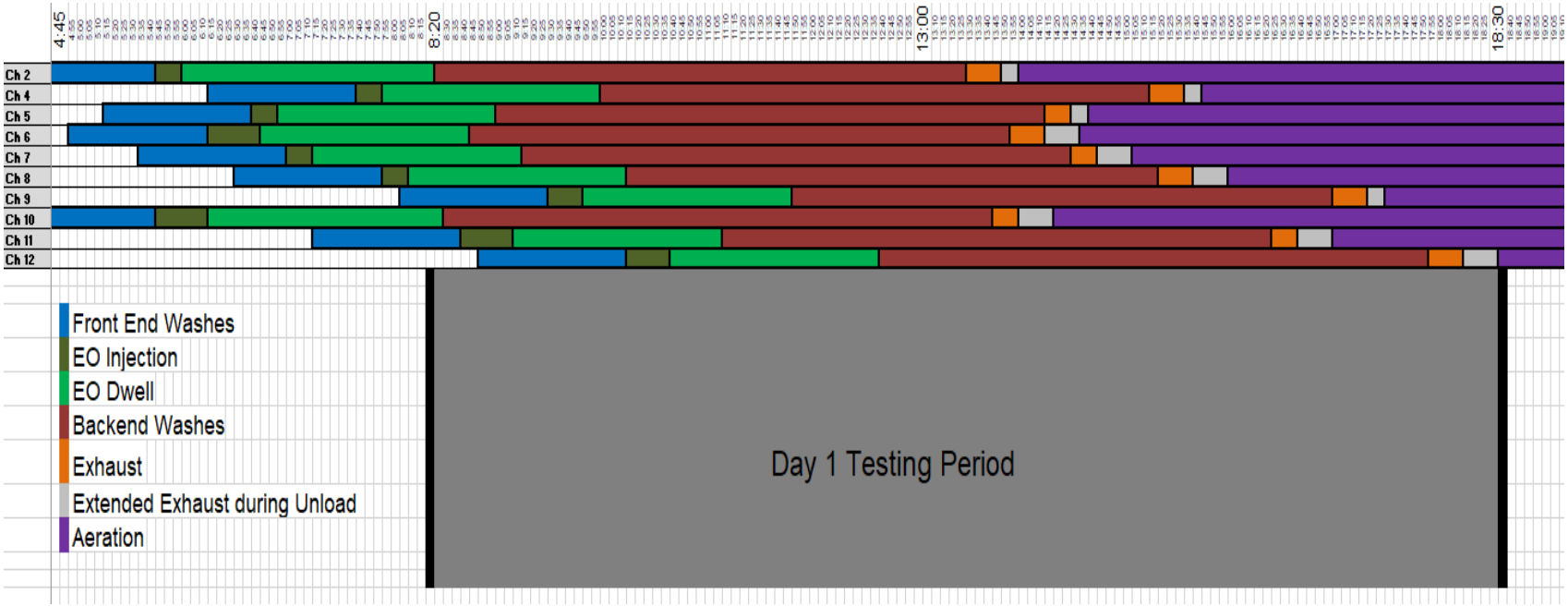

The testing spanned an approximate 10-hour period to include the backend vacuum/N_2 washes of all chambers where EO is evacuated as well as all chambers venting and being unloaded into aeration. At the beginning of Day 1 of testing there were over 100 sterilized pallets housed in the shipping warehouse. To allow room for product to be unloaded from the chambers, aeration began the test at 58.19% full based on pallet capacity and ended at 73.75% full once chambers were unloaded. 815.3 lbs of EO were used during processing of the 10 chambers included in the testing window for Day 1.

FIGURE 2-3
DAY 2 (3/11/20) CHAMBER SCHEDULE

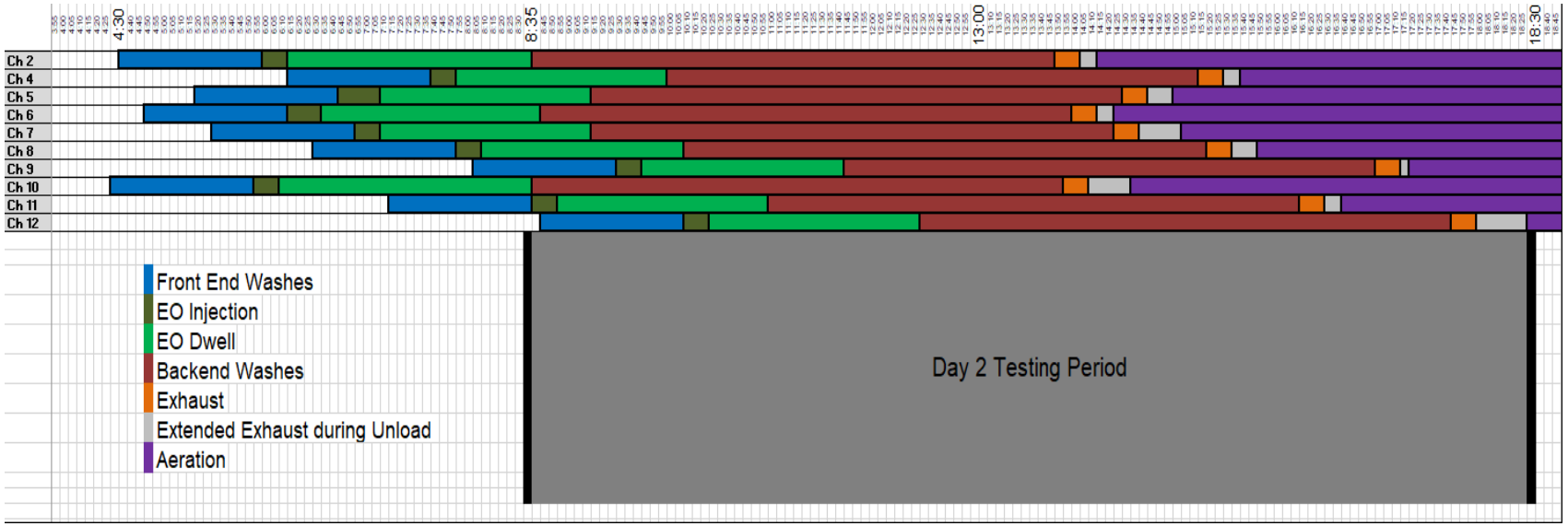

The testing spanned an approximate 10-hour period to include the backend vacuum/N_2 washes of all chambers where EO is evacuated as well as all chambers venting and being unloaded into aeration. At the beginning of Day 2 of testing there were over 100 sterilized pallets housed in the shipping warehouse. To allow room for product to be unloaded from the chambers, aeration began the test at 69.73% full based on pallet capacity and ended at 88.13% full once chambers were unloaded. 773.7 lbs of EO were used during processing of the 10 chambers included in the testing window for Day 2.

FIGURE 2-4
DAY 3 (3/12/20) CHAMBER SCHEDULE

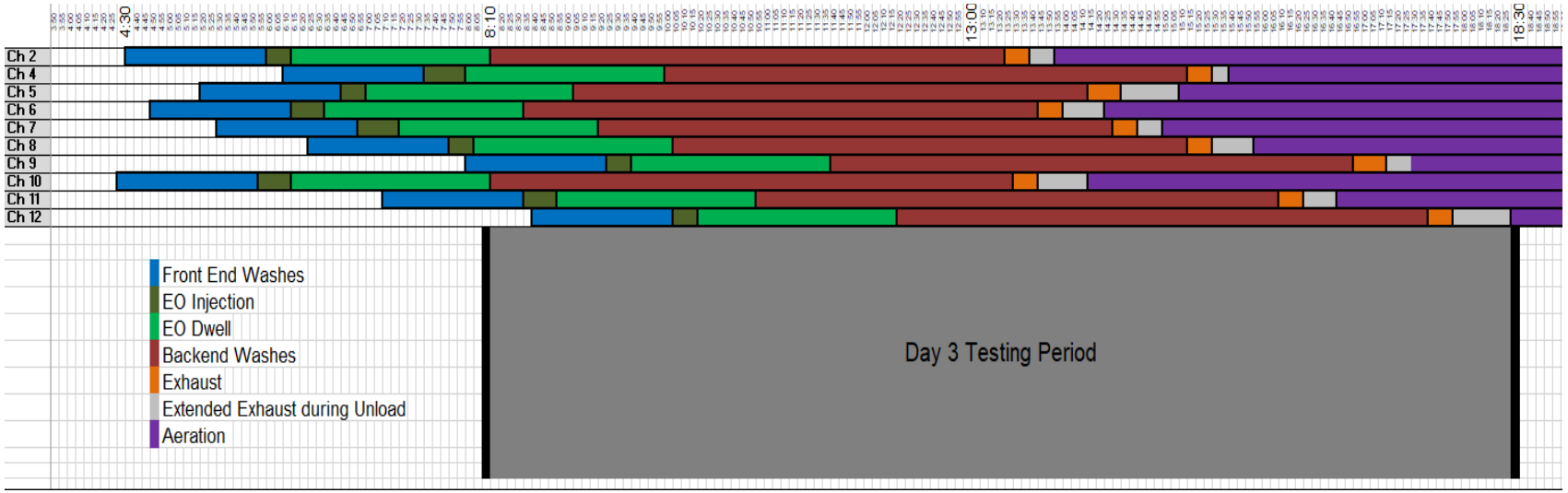

The testing spanned an approximate 10-hour period to include the backend vacuum/N_2 washes of all chambers where EO is evacuated as well as all chambers venting and being unloaded into aeration. At the beginning of Day 3 of testing there were over 100 sterilized pallets housed in the shipping warehouse. To allow room for product to be unloaded from the chambers, aeration began the test at 83.78% full based on pallet capacity and ended at 92.98% full once chambers were unloaded. 787.1 lbs of EO were used during processing of the 10 chambers included in the testing window for Day 3.

3.0 TEST METHOD DETAILS

3.1 LIST OF TEST METHODS

Testing was conducted pursuant to the following procedures:

- Code of Federal Regulations, Title 40, Part 60 (40 CFR 60), Appendix A, USEPA Methods 1, 2, and 3A
- 40 CFR 51, Appendix M, USEPA Method 205
- 40 CFR 63, Appendix A, USEPA Method 320
- ASTM D6348-12 – Standard Test Method for Determination of Gaseous Compounds by Extractive Direct Interface FTIR Spectroscopy
- Quality Assurance Handbook for Air Pollution Measurement Systems, Volume III, Stationary Source Specific Methods

3.1.1 Sampling Locations (USEPA Method 1)

The sampling point locations that were used for the determination of gas velocity and volumetric flow rate were determined following the procedural requirements of USEPA Method 1. The sampling locations and number of velocity traverse points are provided in Subsection 2.2. A preliminary flow traverse was performed at each of the sampling locations prior to the compliance testing. The pitot tubes were secured at the traverse point that approximated the average gas velocity traverse measurement at each sampling location.

3.1.2 Velocity and Volumetric Flow Rate (USEPA Method 2)

Gas velocity and volumetric flow rate were determined in accordance with USEPA Method 2 procedures using Type-S pitot tubes. The velocity was continuously monitored at 1-minute intervals by measuring the pitot tubes differential pressure (DP) drops with Millennium Instruments, Inc. pressure transducer systems. The Common Stack and Inlets 2, 3, and 4 were measured using Dwyer Instruments DP cells. Inlet 1 was measured using high-pressure rated Setra DP transducers. Temperature measurements were conducted using a digital temperature meter and chromel-alumel thermocouple.

3.1.3 Molecular Weight (USEPA Method 3A)

The gas composition at Inlet 1 consisted of EtO and nitrogen. FTIR measurements were used for the EtO concentration, and the nitrogen content was calculated as the difference. The gas composition at Inlets 2, 3, and 4 is equivalent to ambient air; therefore, a dry molecular weight of 29.0 lb/lb-mole was used for the gas density and flow calculations.

The oxygen (O_2) and carbon dioxide (CO_2) concentrations at the common stack were determined in accordance with USEPA Method 3A using a Servomex, Inc. Model 1440 combination paramagnetic O_2 and non-dispersive infrared CO_2 analyzer.

As shown in Figure 3-1, the Method 3A sampling system consisted of a heated probe with an in-stack filter followed by a calibration tee assembly. The probe system was connected to a heated Teflon sampling line that transported the gas sample through an ice-cooled condenser and an electronic chiller to remove moisture. The dry sample gas was then transported to a manifold system by a Teflon-lined sample pump and Teflon sample line. The manifold was connected with sample gas intake lines for the analyzers.

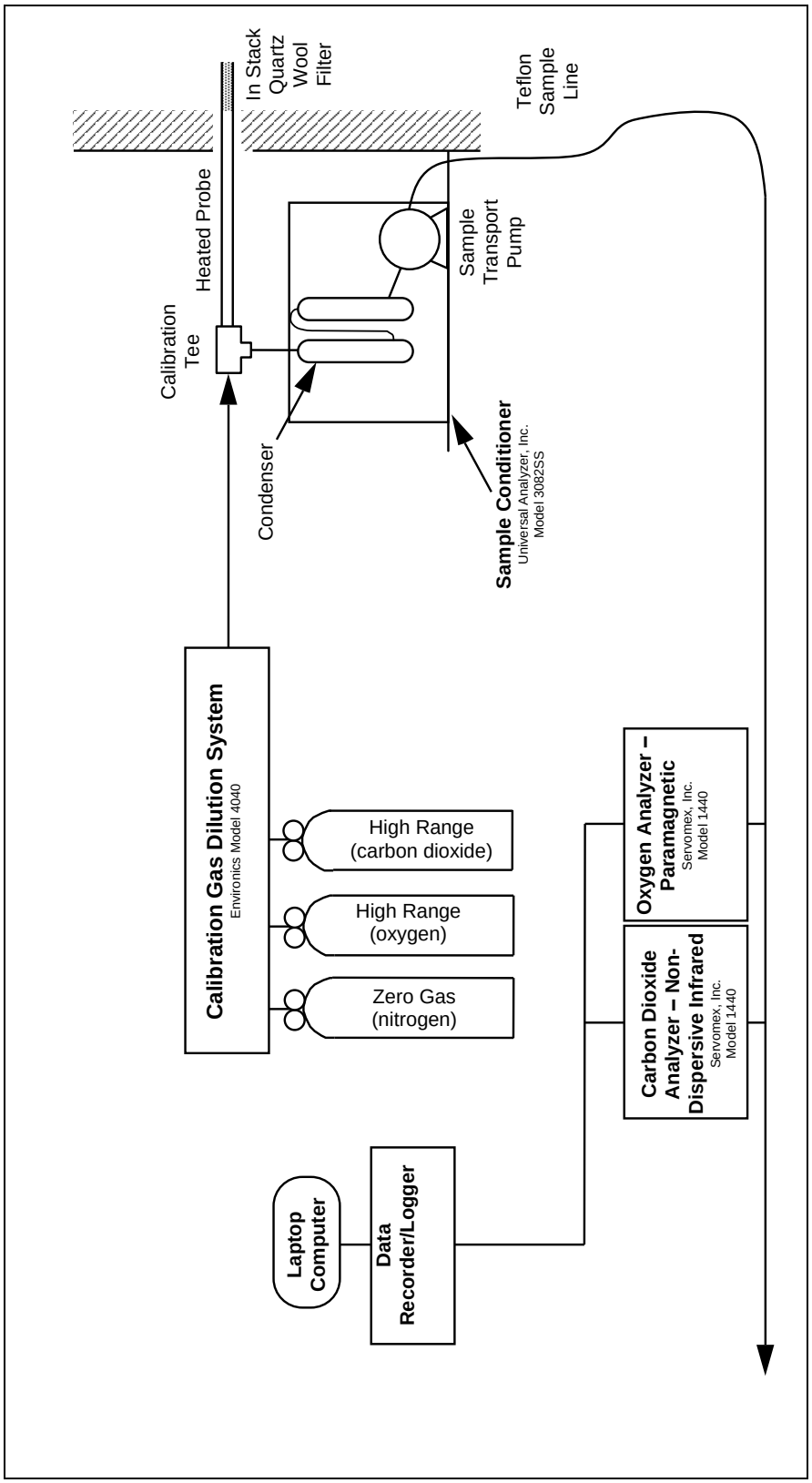

FIGURE 3-1
REFERENCE METHOD O_2 AND CO_2 SAMPLING SYSTEM

The sampling system was calibrated with applicable zero, mid-range, and high-range gases as specified in USEPA Method 3A. The calibration gases were generated from Protocol 1 calibration gases using an Environics Model 4040 Gas Dilution System. The dilution system was verified on site in accordance with USEPA Method 205.

A response time test, calibration error test, and measurement system bias test were performed prior to testing, and a pre/post calibration drift test was performed on each analyzer. The average zero and calibration drift values were used to correct each analyzer's raw data for instrument zero and drift for each respective test run.

The analyzer data were collected at 15-second intervals, and 1-minute averages were calculated by a data acquisition system consisting of an Omega OMB-DAQ-56 datalogger connected to a computer for digital data storage and reduction.

3.1.4 Moisture Content

Following the accepted alternate procedure in USEPA Method 4, Section 16.3, the moisture content was determined using FTIR measurements in accordance with USEPA Method 320 and ASTM D6348-12.

3.1.5 Gas Dilution System Verification (USEPA Method 205)

All analyzer diluted calibration standards were prepared using an Environics Model 4040 Gas Dilution System that was verified by a field evaluation at the job site following the procedures in USEPA Method 205.

The Environics Model 4040 employs four mass flow controllers (MFC). MFC No. 1 is normally designated for the nitrogen diluent. To verify the accuracy of MFC Nos. 1 and 2, the Servomex, Inc. Model 1440 O_2 analyzer was used. To verify the accuracy of MFC Nos. 1 and 3, the Servomex, Inc. Model 1440 CO_2 analyzer was used.

The analyzers were pre-calibrated following the applicable methods. Following calibration, two diluted standards and an EPA Protocol 1 standard were alternately introduced in triplicate, and an average instrument response was calculated for each standard. No single response differed by more than ± 2% from the average response for each standard. The difference between the instrument average and the predicted concentration was less than ± 2% for each diluted standard. The difference between the certified gas concentration and the average instrument response for the EPA Protocol 1 standard was less than ± 2%.

3.1.6 Ethylene Oxide and Moisture Determination (USEPA Method 320 and ASTM D6348-12)

Ethylene oxide and moisture sampling at the Common Stack was conducted using a MAX Analytical FTIR system enhanced with StarBoost™ technology. StarBoost™ is a MAX Analytical add-on to an existing MKS Model 2030 FTIR analyzer. It combines infrared filtering, signal amplification, and advanced software algorithms to greatly increase the signal intensity, resulting in much lower detection limits. The StarBoost™ meets USEPA Method 320 and ASTM D6348 criteria. As part of the filtering, StarBoost™ systems measure fewer gases simultaneously than standard FTIR analyzers. The useable IR region is determined by the targeted analytes and selected filter.

The Starboost™ was also equipped with MAX T.O.M. technology to aid in collecting zeroed background interference data to enhance accurate measurements at low-level concentrations of volatile organic compounds.

At the inlets, conventional MKS Model 2030 FTIR instrumentation was utilized. Due to the high levels of EtO at Inlet 1 (> 50%), an M&C Dilution panel Model DIL-1/H was used to deliver an approximately 100:1 diluted gas sample to the respective MKS FTIR analyzer.

As shown in Figure 3-2, the sample delivery system consisted of a heated stainless-steel sampling probe, calibration tee, heated Teflon sampling line, fast loop bypass pump, and sample manifold. The sample gas was withdrawn from the test location at a constant rate. The probe and sample line were operated at approximately 370 °F to prevent the condensation of moisture and EtO. The wet gas was directed to the FTIR spectrometer gas cell. Results from the analyzer are determined on a “wet” volume basis.

A calibration transfer standard (CTS) was introduced into the system and two spectra were recorded at least 2 minutes apart. The second spectrum was no greater than the first and was within the uncertainty of the gas standard; therefore, it was used as the CTS spectrum.

After the required pre-test procedures were performed, stack gas was sampled continuously. Sample interferograms, processed absorbance spectra, background interferograms, CTS sample interferograms, and CTS absorbance spectra were recorded. Sample conditions, instrument settings, and test records were also recorded throughout the test. A new CTS spectrum was obtained after each sampling run. The post-test CTS spectrum was compared to the pre-test spectrum. The peak absorbance from each spectrum were within 5% of the mean value.

A system recovery check using the analyte spiking technique was performed prior to testing. First, some of the effluent gas was sampled to determine native concentration of target analytes. The analyte spike calibration gas was introduced to the FTIR gas cell, and the results were determined using the analytical algorithm. Results from the calibration gas were recorded and compared to the certified value of the calibration gas. The results were within the allowable range of 10% or 5 ppm for reactive condensable gases.

The analyte spike calibration gas was then directed through the entire sampling system and allowed to mix with effluent gas sample (or ambient air at the inlets) at a known flow rate. The flow ratio of calibration gas to ambient air or source effluent must be no greater than a ratio of 1:10 (one-part calibration gas to ten-parts total flow) for the determination of sample recovery. The dilution factor of the analyte spike concentration gas was calculated, and the bias between the observed spike value and the expected response was determined. The percent recovery of the spiked analytes was calculated. Spike recovery results must meet the data quality objectives of the test program. The average spiked concentration was within 70% - 130% of the expected concentration.

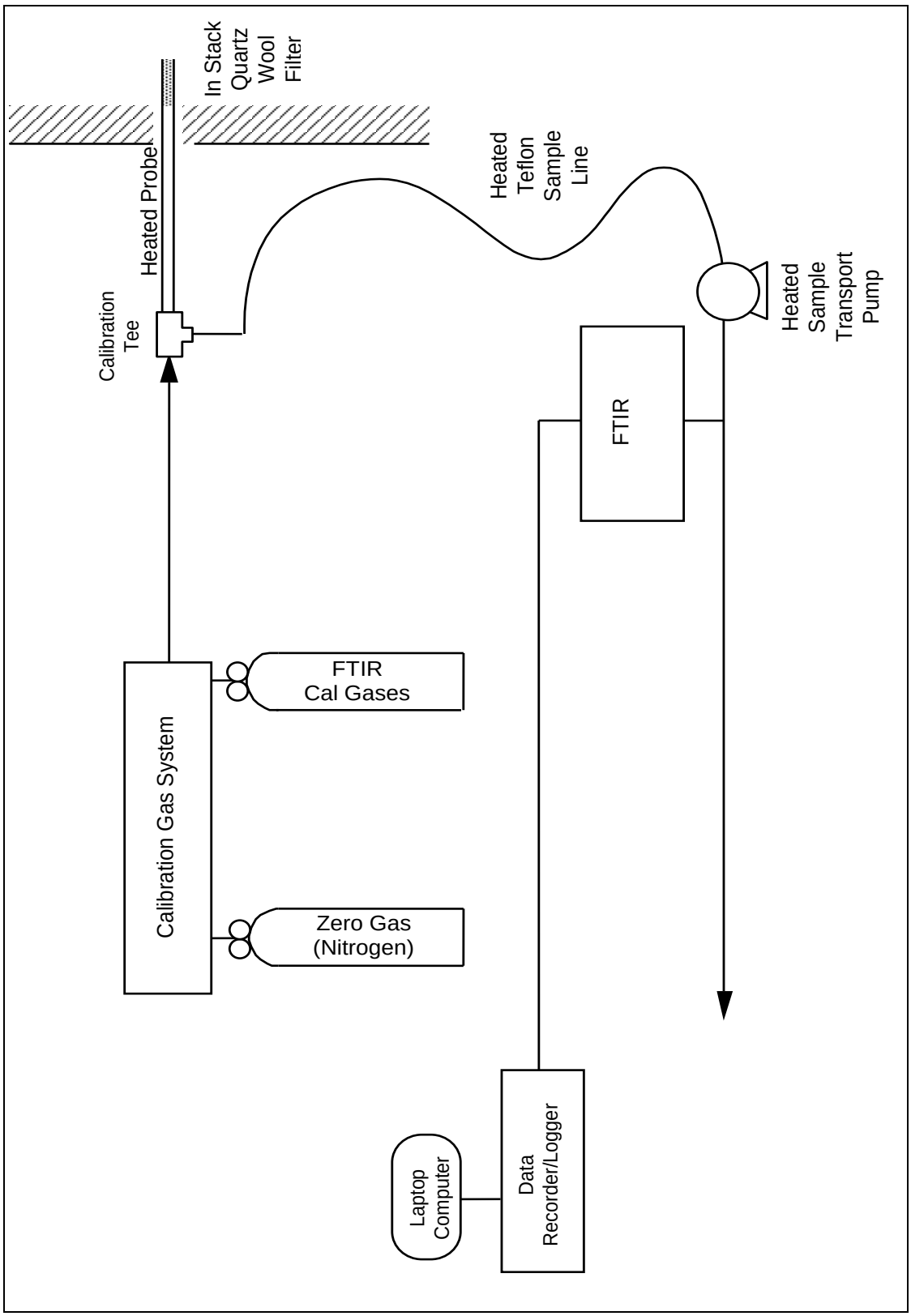

FIGURE 3-2
FTIR SAMPLING SYSTEM

3.2 MODIFICATIONS TO THE METHODS

EtO cylinders were only available in ± 5% certifications without an alternative (Alt) testing procedure ALT-114 and ALT-118; "Alternative Approaches to NIST-Traceable Reference Gases".

https://cfpub.epa.gov/si/si_public_record_report.cfm?Lab=NRMRL&dirEntryId=336073

Ryan, J. ALT-114 and ALT-118 Alternative Approaches to NIST-Traceable Reference Gases. Presented at "The 41st Stationary Source Sampling and Analysis for Air Pollutants Conference, Tucson, AZ, April 9 - 14, 2017."

Montrose could not find a calibration gas manufacturer that would blend an EtO cylinder in the ppm range at the required EPA protocol gas accuracy certification of ± 2%. The best the current available gas vendors could certify their EtO gas cylinders was ± 5%. Montrose also could not find a vendor who would perform Alt 114 procedures for certification of the EtO gas concentrations. Therefore, it was requested that the EtO cylinders accuracy of ± 5% be accepted in lieu of the protocol requirement of ± 2%. It should be noted that calibration cylinders of many organic compounds are not commercially available at ± 2% accuracy due to stability, vapor pressure, or reactivity issues of the specific compound.

Additionally, because of Montrose's experience with EtO and discussions with EPA Office of Air Quality Planning and Standards (OAQPS) who also indicated instability of EtO in cylinders below 2 ppmv, a 50 ppmv cylinder was used to determine calibration stability as per PS-15, Sections 10 and 11. Another 2 ppmv cylinder of EtO with a tracer gas of 500 ppm ethane was used to determine the dynamic spike dilution factor (Method 320) and was transported directly to the FTIR sample cell initially to provide an accurate cylinder tag value for the cylinder used for the dynamic spiking.

The CTS used for the path length and associated quality control measurements in Method 320 was 50 to 500 ppm methane. This was not a modification to the method, but is placed in this section to point out the difference between CTS and the tracer gas used. It should be noted the CTS for the inlet locations was ~ 100 ppm ethylene.

Because of the variable EtO concentrations and potential for high EtO concentrations at all inlet test locations, dynamic spiking as required by Method 320 was conducted into ambient air and not into the sample stream. Because the sample streams are essentially ambient air, the sample streams have similar potential interferences.

Because of the variable nature of the flow rate from the sterilization chambers and back vents, the gas velocity at all test locations was continually monitored using a permanently mounted pitot tube and digital pressure transducer. A preliminary flow traverse was conducted at the start of each test day following EPA Methods 1 and 2. The pitot tube was then placed at the point of average velocity. Gas velocity readings were recorded every minute during each test run using an electronic Data Acquisition System (DAS). A preliminary flow traverse was conducted prior to the test program (not at the start of each test day) following EPA Methods 1 and 2.

Because of the potential for high readings of EtO from the sterilization chamber, Montrose used a dilution probe in line with the Method 320 sampling system at the Inlet 1 test location. The dilution ratio was verified using a high-range methane calibration gas.

3.3 ADDITIONAL TESTING NOTES

- Inlet 1 – The extremely low gas flow of concentrated ethylene oxide at the inlet could not be measured because it was well below the detection limits of the pitot and DP cell gas velocity system. It should be noted that the gas flow of less than 24 cfm is below the available commercial process gas flow measuring devices for this type of gas matrix.

  The ethylene oxide gas flow rate was calculated based on the material balance of the weight of ethylene oxide entering the system during each test run.

- The actual weight of ethylene oxide for each run was measured using Medline's process scale. The removal efficiency of the EO removal systems was also calculated for each run using the weight of ethylene oxide measured by the scale.

- Inlet 1 – The FTIR and dilution system was purged with nitrogen to zero the instrument because of possible liquid buildup in the dilution system for 5 minutes during Test Run No. 1. No other dilution system issues were observed during the testing.

- Inlet 2 – The FTIR interferometer did not scan for 44 minutes during Test Run No. 2 due to cooling issues. The detector was filled with liquid nitrogen and no other issues were observed during the testing. All pre-test and post-test calibrations passed during each of the test runs.

- The scrubbant flow rate for Packed Bed 3 did not record on the plant's data system during parts of Test Run Nos. 1 and 2. This was noticed during Test Run No. 1; therefore, process screen shots of the scrubbant flow rate were taken to estimate the liquid flow. The process graphs for these runs were extrapolated based on the data points available. The data acquisition was fixed during Test Run No. 2, and the scrubber flow rate was successfully recorded on the data system for the rest of the compliance testing.

  It should be noted that the average Packed Bed 3 scrubbant flow rate was very consistent on the packed bed during the test program.

4.0 TEST RESULTS

The test results are presented in Tables 4-1 through 4-5.

The calculation summaries, field data, reference method monitoring data, FTIR data, Medline process data, calibration data, and test program qualifications are included in the appendices.

TABLE 4-1
EtO ABATEMENT SYSTEM COMMON STACK TEST RESULTS

TEST RUN NO. :	**1**	**2**	**3**	
TEST DATE :	**3/10/2020**	**3/11/2020**	**3/12/2020**	
TEST TIME :	**08:21-18:34**	**08:35-18:30**	**08:10-18:30**	**Average**
Stack Gas Parameters				
Temperature, av. °F	77.5	79.0	80.5	79.0
Velocity, av. ft/sec	44	44	45	44
Volumetric flow, acfm	52,358	52,145	52,461	52,322
Volumetric flow, scfm	50,455	49,915	49,711	50,027
Volumetric flow, scfh	3,027,310	2,994,887	2,982,678	3,001,625
Volumetric flow, dscfh	2,985,409	2,953,452	2,929,998	2,956,286
Moisture, av. % vol.	1.4	1.4	1.8	1.5
Carbon dioxide, av. % vol. db	0.2	0.2	0.2	0.2
Oxygen, av. % vol. db	20.6	20.5	20.4	20.5
Common Stack EtO				
Concentration, ppmv wb	0.036	0.033	0.028	0.032
Concentration, ppbv wb	36.19	33.15	27.53	32.29
Concentration, ppbv db	36.70	33.61	28.03	32.78
Total lb during test	0.128	0.113	0.097	0.113
Emission rate, lb/hr	0.013	0.011	0.009	0.011
Emission rate, lb/month	9.1	8.3	6.9	8.1
Emission rate, lb/year	110	99	82	97
DRE, % by weight	99.98	99.99	99.99	99.99
Inlets EtO				
Total lb during test				
Inlet 1	815.3	773.7	787.1	792.0
Inlet 2	4.56	4.54	4.67	4.59
Inlet 3	21.29	22.90	29.53	24.57
Inlet 4	0.094	0.138	0.174	0.135
Total	841.2	801.3	821.5	821.3

TABLE 4-2
EtO ABATEMENT SYSTEM INLET 1 TEST RESULTS

TEST RUN NO.	**:**	**1**	**2**	**3**	
TEST DATE	**:**	**3/10/2020**	**3/11/2020**	**3/12/2020**	
TEST TIME	**:**	**08:21-18:34**	**08:35-18:30**	**08:10-18:30**	**Average**
Inlet Gas Parameters					
Temperature, av. °F		66.9	67.8	67.5	67.4
Velocity, av. ft/sec		0.4	0.4	0.4	0.4
Volumetric flow, acfm		17	19	17	18
Volumetric flow, scfm		22	24	22	23
Volumetric flow, scfh		1,325	1,468	1,338	1,377
Volumetric flow, dscfh		1,262	1,354	1,212	1,276
Moisture, av. % vol.		4.7	7.8	9.4	7.3
EtO, av. % vol. db		53.5	47.6	51.7	51.0
Nitrogen, av. % vol. db		46.5	52.4	48.3	49.0
EtO					
Concentration, ppmv wb		535,474	476,495	517,129	509,699
Total lb during test (by scales)		815.3	773.7	787.1	792.0
Loading rate, lb/hr		81.1	80.0	79.1	80.1

TABLE 4-3
EtO ABATEMENT SYSTEM INLET 2 TEST RESULTS

TEST RUN NO.	**:**	**1**	**2**	**3**	
TEST DATE	**:**	**3/10/2020**	**3/11/2020**	**3/12/2020**	
TEST TIME	**:**	**08:21-18:34**	**08:35-18:30**	**08:10-18:30**	**Average**
Inlet Gas Parameters					
Temperature, av. °F		81.2	76.3	80.2	79.2
Velocity, av. ft/sec		21	21	21	21
Volumetric flow, acfm		1,792	1,785	1,777	1,785
Volumetric flow, scfm		1,723	1,726	1,694	1,714
Volumetric flow, scfh		103,366	103,559	101,654	102,860
Volumetric flow, dscfh		102,120	102,086	100,127	101,445
Moisture, av. % vol.		1.2	1.4	1.5	1.4
Carbon dioxide, av. % vol. db		0.0	0.0	0.0	0.0
Oxygen, av. % vol. db		20.9	20.9	20.9	20.9
EtO					
Concentration, ppmv wb		37.8	38.6	38.8	38.4
Total lb during test		4.56	4.54	4.67	4.59
Loading rate, lb/hr		0.45	0.46	0.45	0.45

TABLE 4-4
EtO ABATEMENT SYSTEM INLET 3 TEST RESULTS

TEST RUN NO.	**:**	**1**	**2**	**3**	
TEST DATE	**:**	**3/10/2020**	**3/11/2020**	**3/12/2020**	
TEST TIME	**:**	**08:21-18:34**	**08:35-18:30**	**08:10-18:30**	**Average**
Inlet Gas Parameters					
Temperature, av. °F		125.3	110.2	114.8	116.7
Velocity, av. ft/sec		38	38	38	38
Volumetric flow, acfm		20,081	19,846	19,994	19,974
Volumetric flow, scfm		17,874	18,074	17,930	17,959
Volumetric flow, scfh		1,072,431	1,084,460	1,075,778	1,077,556
Volumetric flow, dscfh		1,060,630	1,071,728	1,061,086	1,064,481
Moisture, av. % vol.		1.1	1.2	1.4	1.2
Carbon dioxide, av. % vol. db		0.0	0.0	0.0	0.0
Oxygen, av. % vol. db		20.9	20.9	20.9	20.9
EtO					
Concentration, ppmv wb		17.0	18.6	23.3	19.6
Total lb during test		21.29	22.90	29.53	24.57
Loading rate, lb/hr		2.09	2.31	2.86	2.42

TABLE 4-5
EtO ABATEMENT SYSTEM INLET 4 TEST RESULTS

TEST RUN NO.	**:**	**1**	**2**	**3**	
TEST DATE	**:**	**3/10/2020**	**3/11/2020**	**3/12/2020**	
TEST TIME	**:**	**08:21-18:34**	**08:35-18:30**	**08:10-18:30**	**Average**
Inlet Gas Parameters					
Temperature, av. °F		65.4	66.8	64.6	65.6
Velocity, av. ft/sec		33	32	31	32
Volumetric flow, acfm		31,510	30,960	29,945	30,805
Volumetric flow, scfm		31,790	31,163	30,227	31,060
Volumetric flow, scfh		1,907,372	1,869,775	1,813,628	1,863,592
Volumetric flow, dscfh		1,894,351	1,854,442	1,797,207	1,848,667
Moisture, av. % vol.		0.7	0.8	0.9	0.8
Carbon dioxide, av. % vol. db		0.0	0.0	0.0	0.0
Oxygen, av. % vol. db		20.9	20.9	20.9	20.9
EtO					
Concentration, ppmv wb		0.04	0.07	0.14	0.08
Total lb during test		0.094	0.138	0.174	0.135
Loading rate, lb/hr		0.009	0.014	0.030	0.018

APPENDIX A
CALCULATION SUMMARIES

MONTROSE
AIR QUALITY SERVICES

USEPA Method 2
Volumetric Flow Rate Sample Calculations (Circular Ducts)

Client:	Medline
Location:	Waukegan, IL
Source:	Common Stack
Date:	3/10/2020
Run #:	1
Run Time:	0821-18:34

Data Input

Carbon Dioxide (CO_2):	0.18	**%**
Oxygen (O_2):	20.58	**%**
Nitrogen (N_2):	79.24	**%**
Fractional Moisture Content (B_{wo})	0.0138	**fractional**
Stack Temperature (T_s):	77.5	**°F**
Pitot Coefficient (C_p):	0.84	**dimensionless**
Average square root of ΔP	0.7748	**inches H_2O**
Barometric Pressure (P_{bar}):	29.39	**inches Hg**
Static Pressure (S_t)	-0.52	**inches H_2O**
Stack diameter:	60.00	**inches**
Stack area (A_s):	19.6350	**ft^2**

Sample calculations @ standard conditions (29.92 inches Hg, 68.0 °F):

Dry molecular weight of stack gas:

$$M_d = (0.44 \times \%CO_2) + (0.32 \times \%O_2) + (0.28 \times \%N_2)$$ = **28.852 lb/lb-mole**

Molecular weight of stack gas, wet basis:

$$M_s = (M_d \times (1 - B_{ws})) + (18 \times B_{ws})$$ = **28.702 lb/lb-mole**

Absolute stack gas pressure:

$$P_s = P_{bar} + \left(\frac{S_t}{13.6}\right)$$ = **29.352 inches Hg**

Stack gas velocity:

$$V_s = 85.49 \times C_p \times \sqrt{\Delta P} \times \sqrt{\frac{(T_s + 460)}{(P_s \times M_s)}}$$ = **44.4 feet/second**

Stack gas volumetric flow rate:

$$Q_a = A_s \times V_s \times 60$$ = **52,358 acfm**

Stack gas volumetric flow rate, wet basis:

$$Q_{sw} = Q_a \times \left[\left(\frac{528°R}{29.92in.Hg}\right) \times \left(\frac{P_s}{T_s + 460}\right)\right]$$ = **50,455 scfm**

$$Q_{sw} = Q_a \times \left[\left(\frac{528°R}{29.92in.Hg}\right) \times \left(\frac{P_s}{T_s + 460}\right)\right] \times 60$$ = **3,027,310 scfh**

Stack gas volumetric flow rate, dry basis:

$$Q_{std} = Q_{sw} \times (1 - B_{wo})$$ = **49,757 dscfm**

$$Q_{std} = Q_{sw} \times (1 - B_{wo}) \times 60$$ = **2,985,409 dscfh**

MONTROSE
AIR QUALITY SERVICES

USEPA Method 2
Volumetric Flow Rate Sample Calculations (Circular Ducts)

Client:	Medline
Location:	Waukegan, IL
Source:	Common Stack
Date:	3/10/2020
Run #:	2
Run Time:	08:35-18:30

Data Input

Carbon Dioxide (CO_2):	0.19	**%**
Oxygen (O_2):	20.52	**%**
Nitrogen (N_2):	79.29	**%**
Fractional Moisture Content (B_{wo})	0.0138	**fractional**
Stack Temperature (T_s):	79.0	**°F**
Pitot Coefficient (C_p):	0.84	**dimensionless**
Average square root of ΔP	0.7691	**inches H_2O**
Barometric Pressure (P_{bar}):	29.28	**inches Hg**
Static Pressure (S_t)	-0.55	**inches H_2O**
Stack diameter:	60.00	**inches**
Stack area (A_s):	19.6350	**ft^2**

Sample calculations @ standard conditions (29.92 inches Hg, 68.0 °F):

Dry molecular weight of stack gas:

$$M_d = (0.44 \times \%CO_2) + (0.32 \times \%O_2) + (0.28 \times \%N_2)$$ = **28.851 lb/lb-mole**

Molecular weight of stack gas, wet basis:

$$M_s = (M_d \times (1 - B_{ws})) + (18 \times B_{ws})$$ = **28.701 lb/lb-mole**

Absolute stack gas pressure:

$$P_s = P_{bar} + \left(\frac{S_t}{13.6}\right)$$ = **29.240 inches Hg**

Stack gas velocity:

$$V_s = 85.49 \times C_p \times \sqrt{\Delta P} \times \sqrt{\frac{(T_s + 460)}{(P_s \times M_s)}}$$ = **44.3 feet/second**

Stack gas volumetric flow rate:

$$Q_a = A_s \times V_s \times 60$$ = **52,145 acfm**

Stack gas volumetric flow rate, wet basis:

$$Q_{sw} = Q_a \times \left[\left(\frac{528°R}{29.92in.Hg}\right) \times \left(\frac{P_s}{T_s + 460}\right)\right]$$ = **49,915 scfm**

$$Q_{sw} = Q_a \times \left[\left(\frac{528°R}{29.92in.Hg}\right) \times \left(\frac{P_s}{T_s + 460}\right)\right] \times 60$$ = **2,994,887 scfh**

Stack gas volumetric flow rate, dry basis:

$$Q_{std} = Q_{sw} \times (1 - B_{wo})$$ = **49,224 dscfm**

$$Q_{std} = Q_{sw} \times (1 - B_{wo}) \times 60$$ = **2,953,452 dscfh**

MONTROSE
AIR QUALITY SERVICES

USEPA Method 2
Volumetric Flow Rate Sample Calculations (Circular Ducts)

Client:	Medline
Location:	Waukegan, IL
Source:	Common Stack
Date:	3/12/2020
Run #:	3
Run Time:	08:10-18:30

Data Input

Carbon Dioxide (CO_2):	0.21	**%**
Oxygen (O_2):	20.43	**%**
Nitrogen (N_2):	79.36	**%**
Fractional Moisture Content (B_{wo})	0.0177	**fractional**
Stack Temperature (T_s):	80.5	**°F**
Pitot Coefficient (C_p):	0.84	**dimensionless**
Average square root of ΔP	0.7692	**inches H_2O**
Barometric Pressure (P_{bar}):	29.07	**inches Hg**
Static Pressure (S_t)	-0.62	**inches H_2O**
Stack diameter:	60.00	**inches**
Stack area (A_s):	19.6350	**ft^2**

Sample calculations @ standard conditions (29.92 inches Hg, 68.0 °F):

Dry molecular weight of stack gas:

$$M_d = (0.44 \times \%CO_2) + (0.32 \times \%O_2) + (0.28 \times \%N_2)$$ = **28.851 lb/lb-mole**

Molecular weight of stack gas, wet basis:

$$M_s = (M_d \times (1 - B_{ws})) + (18 \times B_{ws})$$ = **28.659 lb/lb-mole**

Absolute stack gas pressure:

$$P_s = P_{bar} + \left(\frac{S_t}{13.6}\right)$$ = **29.024 inches Hg**

Stack gas velocity:

$$V_s = 85.49 \times C_p \times \sqrt{\Delta P} \times \sqrt{\frac{(T_s + 460)}{(P_s \times M_s)}}$$ = **44.5 feet/second**

Stack gas volumetric flow rate:

$$Q_a = A_s \times V_s \times 60$$ = **52,461 acfm**

Stack gas volumetric flow rate, wet basis:

$$Q_{sw} = Q_a \times \left[\left(\frac{528°R}{29.92in.Hg}\right) \times \left(\frac{P_s}{T_s + 460}\right)\right]$$ = **49,711 scfm**

$$Q_{sw} = Q_a \times \left[\left(\frac{528°R}{29.92in.Hg}\right) \times \left(\frac{P_s}{T_s + 460}\right)\right] \times 60$$ = **2,982,678 scfh**

Stack gas volumetric flow rate, dry basis:

$$Q_{std} = Q_{sw} \times (1 - B_{wo})$$ = **48,833 dscfm**

$$Q_{std} = Q_{sw} \times (1 - B_{wo}) \times 60$$ = **2,929,998 dscfh**

MONTROSE
AIR QUALITY SERVICES

USEPA Method 3-A
Oxygen
Calibration Drift Correction

Company: Medline
Location: Waukegan, IL
Source: Common Stack
Test Date: 3/10/2020
Test Run #: 1
Test Time: 18:21-18:34

Data Input:

Average chart reading (C):	20.52 **% db**
Average pre/post-test zero calibration reading (C_o):	0.06 **% db**
Calibration gas concentration (C_{ma}):	21.0 **% db**
Average pre/post-test calibration gas reading (C_m):	20.94 **% db**

Sample calculations @ standard conditions (29.92 inches Hg, 68.0 °F):

Oxygen
Corrected for zero and calibration drift:

$$C_{gas} = \left(\overline{C} - C_o\right)\frac{C_{ma}}{C_m - C_o} = \textbf{20.58 \% db}$$

MONTROSE AIR QUALITY SERVICES

USEPA Method 3-A
Oxygen
Calibration Drift Correction

Company: Medline
Location: Waukegan, IL
Source: Common Stack
Test Date: 3/11/2020
Test Run #: 2
Test Time: 08:35-18:30

Data Input:

Average chart reading (C):	20.37 **% db**
Average pre/post-test zero calibration reading (C_o):	0.05 **% db**
Calibration gas concentration (C_{ma}):	21.0 **% db**
Average pre/post-test calibration gas reading (C_m):	20.85 **% db**

Sample calculations @ standard conditions (29.92 inches Hg, 68.0 °F):

Oxygen
Corrected for zero and calibration drift:

$$C_{gas} = \left(\overline{C} - C_o\right)\frac{C_{ma}}{C_m - C_o} = \textbf{20.52 \% db}$$

MONTROSE
AIR QUALITY SERVICES

USEPA Method 3-A
Oxygen
Calibration Drift Correction

Company: Medline
Location: Waukegan, IL
Source: Common Stack
Test Date: 3/12/2020
Test Run #: 3
Test Time: 08:10-18:30

Data Input:

Average chart reading (C):	20.28 **% db**
Average pre/post-test zero calibration reading (C_o):	-0.01 **% db**
Calibration gas concentration (C_{ma}):	21.0 **% db**
Average pre/post-test calibration gas reading (C_m):	20.85 **% db**

Sample calculations @ standard conditions (29.92 inches Hg, 68.0 °F):

Oxygen
Corrected for zero and calibration drift:

$$C_{gas} = \left(\bar{C} - C_O\right)\frac{C_{ma}}{C_m - C_O} = \textbf{20.43 \% db}$$

MONTROSE AIR QUALITY SERVICES

USEPA Method 3-A
CO2
Calibration Drift Correction

Company: Medline
Location: Waukegan, IL
Source: Common Stack
Test Date: 3/10/2020
Test Run #: 1
Test Time: 18:21-18:34

Data Input:

Average chart reading (C):	0.23 **% db**
Average pre/post-test zero calibration reading (C_o):	0.06 **% db**
Calibration gas concentration (C_{ma}):	2.5 **% db**
Average pre/post-test calibration gas reading (C_m):	2.49 **% db**

Sample calculations @ standard conditions (29.92 inches Hg, 68.0 °F):

CO2

Corrected for zero and calibration drift:

$$C_{gas} = \left(\overline{C} - C_O\right)\frac{C_{ma}}{C_m - C_O} = \textbf{0.18 \% db}$$

MONTROSE AIR QUALITY SERVICES

USEPA Method 3-A
CO2
Calibration Drift Correction

Company: Medline
Location: Waukegan, IL
Source: Common Stack
Test Date: 3/11/2020
Test Run #: 2
Test Time: 08:35-18:30

Data Input:

Average chart reading (C):	0.22 **% db**
Average pre/post-test zero calibration reading (C_o):	0.03 **% db**
Calibration gas concentration (C_{ma}):	2.5 **% db**
Average pre/post-test calibration gas reading (C_m):	2.51 **% db**

Sample calculations @ standard conditions (29.92 inches Hg, 68.0 °F):

CO2

Corrected for zero and calibration drift:

$$C_{gas} = \left(\overline{C} - C_o\right)\frac{C_{ma}}{C_m - C_o} = \textbf{0.19 \% db}$$

MONTROSE AIR QUALITY SERVICES

USEPA Method 3-A
CO2
Calibration Drift Correction

Company: Medline
Location: Waukegan, IL
Source: Common Stack
Test Date: 3/12/2020
Test Run #: 3
Test Time: 08:10-18:30

Data Input:

Average chart reading (C):	0.15 **% db**
Average pre/post-test zero calibration reading (C_o):	-0.06 **% db**
Calibration gas concentration (C_{ma}):	2.5 **% db**
Average pre/post-test calibration gas reading (C_m):	2.44 **% db**

Sample calculations @ standard conditions (29.92 inches Hg, 68.0 °F):

CO2

Corrected for zero and calibration drift:

$$C_{gas} = \left(\overline{C} - C_o\right)\frac{C_{ma}}{C_m - C_o}$$ = **0.21 % db**

MONTROSE AIR QUALITY SERVICES

FTIR VOC CALCULATION SUMMARY

COMPANY : Medline
LOCATION : Waukegan, IL
SOURCE : Common Stack
TEST DATE : 3/10/2020
TEST RUN NO. : 1

$$C_{gas,lb/scf} = C_{gas} \times \left(\frac{MW\ lb/lb-mole}{385.26 \times 10^6\ ft^3/lb-mole} \right)$$

GAS FLOW RATE 3,027,310 **scfh**

$$E = Q_s \times C_{gas,lb/scf}$$

ORGANIC COMPOUND	MOLECULAR WEIGHT	STACK GAS CONCENTRATION (lb/scf) x10^{-6}	STACK GAS CONCENTRATION (ppm v wb)	STACK GAS CONCENTRATION (ppb v wb)	EMISSION RATE (lb/hr)	Less Than Flag
Ethylene Oxide	44.05	0.004	0.036	36.191	0.0125	N/A
			Total VOC =		**0.013**	

MONTROSE
AIR QUALITY SERVICES

FTIR VOC CALCULATION SUMMARY

COMPANY : Medline
LOCATION : Waukegan, IL
SOURCE : Common Stack
TEST DATE : 3/11/2020
TEST RUN NO. : 2

$$C_{gas,lb/scf} = C_{gas} \times \left(\frac{MW\ lb/lb-mole}{385.26 \times 10^6\ ft^3/lb-mole} \right)$$

GAS FLOW RATE 2,994,887 **scfh**

$$E = Q_s \times C_{gas,lb/scf}$$

ORGANIC COMPOUND	MOLECULAR WEIGHT	STACK GAS CONCENTRATION (lb/scf) x10^{-6}	STACK GAS CONCENTRATION (ppm v wb)	STACK GAS CONCENTRATION (ppb v wb)	EMISSION RATE (lb/hr)	Less Than Flag
Ethylene Oxide	44.05	0.004	0.033	33.15	0.011	N/A
			Total VOC =		**0.011**	

MONTROSE
AIR QUALITY SERVICES

FTIR VOC CALCULATION SUMMARY

COMPANY : Medline
LOCATION : Waukegan, IL
SOURCE : Common Stack
TEST DATE : 3/12/2020
TEST RUN NO. : 3

$$C_{gas,lb/scf} = C_{gas} \times \left(\frac{MW\ lb/lb-mole}{385.26 \times 10^6\ ft^3/lb-mole} \right)$$

GAS FLOW RATE 2,982,678 **scfh**

$$E = Q_s \times C_{gas,lb/scf}$$

ORGANIC COMPOUND	MOLECULAR WEIGHT	STACK GAS CONCENTRATION (lb/scf) x10^{-6}	STACK GAS CONCENTRATION (ppm v wb)	STACK GAS CONCENTRATION (ppb v wb)	EMISSION RATE (lb/hr)	Less Than Flag
Ethylene Oxide	44.05	0.003	0.028	27.53	0.009	N/A
			Total VOC =		**0.009**	

MONTROSE
AIR QUALITY SERVICES

USEPA Method 2
Volumetric Flow Rate Sample Calculations (Circular Ducts)

Client:	Medline
Location:	Waukegan, IL
Source:	Inlet #1
Date:	3/10/2020
Run #:	1
Run Time:	0821-18:34

Data Input

Ethylene Oxide (EO):	53.55	**%**	
Oxygen (O_2):	0.00	**%**	
Nitrogen (N_2):	46.45	**%**	
Fractional Moisture Content (B_{wo})	0.0473	**fractional**	
Stack Temperature (T_s):	66.9	**°F**	
Pitot Coefficient (C_p):	0.84	**dimensionless**	
Average square root of ΔP	0.0091	**inches H_2O**	
Barometric Pressure (P_{bar}):	29.43	**inches Hg**	
Static Pressure (S_t)	142.61	**inches H_2O**	27.7076 **Converts PSIG to in water**
Stack diameter:	11.29	**inches**	
Stack area (A_s):	0.6952	**ft^2**	

Sample calculations @ standard conditions (29.92 inches Hg, 68.0 °F):

Dry molecular weight of stack gas:

$$M_d = (0.4405 \times \%EO) + (0.28 \times \%N_2)$$ = **36.594 lb/lb-mole**

Molecular weight of stack gas, wet basis:

$$M_s = (M_d \times (1 - B_{ws})) + (18 \times B_{ws})$$ = **35.714 lb/lb-mole**

Absolute stack gas pressure:

$$P_s = P_{bar} + \left(\frac{S_t}{13.6}\right)$$ = **39.916 inches Hg**

Stack gas velocity:

$$V_s = 85.49 \times C_p \times \sqrt{\Delta P} \times \sqrt{\frac{(T_s + 460)}{(P_s \times M_s)}}$$ = **0.4 feet/second**
23.8 feet/minute

Stack gas volumetric flow rate:

$$Q_a = A_s \times V_s \times 60$$ = **17 acfm**

Stack gas volumetric flow rate, wet basis:

$$Q_{sw} = Q_a \times \left[\left(\frac{528°R}{29.92in.Hg}\right) \times \left(\frac{P_s}{T_s + 460}\right)\right]$$ = **22 scfm**

$$Q_{sw} = Q_a \times \left[\left(\frac{528°R}{29.92in.Hg}\right) \times \left(\frac{P_s}{T_s + 460}\right)\right] \times 60$$ = **1,325 scfh**

Stack gas volumetric flow rate, dry basis:

$$Q_{std} = Q_{sw} \times (1 - B_{wo})$$ = **21 dscfm**

$$Q_{std} = Q_{sw} \times (1 - B_{wo}) \times 60$$ = **1,262 dscfh**

MONTROSE
AIR QUALITY SERVICES

USEPA Method 2
Volumetric Flow Rate Sample Calculations (Circular Ducts)

Client:	Medline
Location:	Waukegan, IL
Source:	Inlet #1
Date:	3/10/2020
Run #:	2
Run Time:	08:35-18:30

Data Input

Ethylene Oxide (EO):	47.65	**%**
Oxygen (O_2):	0.00	**%**
Nitrogen (N_2):	52.35	**%**
Fractional Moisture Content (B_{wo})	0.0779	**fractional**
Stack Temperature (T_s):	67.8	**°F**
Pitot Coefficient (C_p):	0.84	**dimensionless**
Average square root of ΔP	0.0100	**inches H_2O**
Barometric Pressure (P_{bar}):	29.32	**inches Hg**
Static Pressure (S_t)	131.49	**inches H_2O**
Stack diameter:	11.29	**inches**
Stack area (A_s):	0.6952	**ft^2**

Sample calculations @ standard conditions (29.92 inches Hg, 68.0 °F):

Dry molecular weight of stack gas:

$$M_d = (0.4405 \times \%EO) + (0.28 \times \%N_2)$$ = **35.648 lb/lb-mole**

Molecular weight of stack gas, wet basis:

$$M_s = (M_d \times (1 - B_{ws})) + (18 \times B_{ws})$$ = **34.272 lb/lb-mole**

Absolute stack gas pressure:

$$P_s = P_{bar} + \left(\frac{S_t}{13.6}\right)$$ = **38.989 inches Hg**

Stack gas velocity:

$$V_s = 85.49 \times C_p \times \sqrt{\Delta P} \times \sqrt{\frac{(T_s + 460)}{(P_s \times M_s)}}$$ = **0.4 feet/second**
27.0 feet/minute

Stack gas volumetric flow rate:

$$Q_a = A_s \times V_s \times 60$$ = **19 acfm**

Stack gas volumetric flow rate, wet basis:

$$Q_{sw} = Q_a \times \left[\left(\frac{528°R}{29.92in.Hg}\right) \times \left(\frac{P_s}{T_s + 460}\right)\right]$$ = **24 scfm**

$$Q_{sw} = Q_a \times \left[\left(\frac{528°R}{29.92in.Hg}\right) \times \left(\frac{P_s}{T_s + 460}\right)\right] \times 60$$ = **1,468 scfh**

Stack gas volumetric flow rate, dry basis:

$$Q_{std} = Q_{sw} \times (1 - B_{wo})$$ = **23 dscfm**

$$Q_{std} = Q_{sw} \times (1 - B_{wo}) \times 60$$ = **1,354 dscfh**

MONTROSE
AIR QUALITY SERVICES

USEPA Method 2
Volumetric Flow Rate Sample Calculations (Circular Ducts)

Client:	Medline
Location:	Waukegan, IL
Source:	Inlet #1
Date:	3/12/2020
Run #:	3
Run Time:	08:10-18:30

Data Input

Ethylene Oxide (EO):	51.71	**%**
Oxygen (O_2):	0.00	**%**
Nitrogen (N_2):	48.29	**%**
Fractional Moisture Content (B_{wo})	0.0936	**fractional**
Stack Temperature (T_s):	67.5	**°F**
Pitot Coefficient (C_p):	0.84	**dimensionless**
Average square root of ΔP	0.0092	**inches H_2O**
Barometric Pressure (P_{bar}):	29.09	**inches Hg**
Static Pressure (S_t)	128.24	**inches H_2O**
Stack diameter:	11.29	**inches**
Stack area (A_s):	0.6952	**ft^2**

Sample calculations @ standard conditions (29.92 inches Hg, 68.0 °F):

Dry molecular weight of stack gas:

$$M_d = (0.4405 \times \%EO) + (0.28 \times \%N_2)$$ = **36.300 lb/lb-mole**

Molecular weight of stack gas, wet basis:

$$M_s = (M_d \times (1 - B_{ws})) + (18 \times B_{ws})$$ = **34.586 lb/lb-mole**

Absolute stack gas pressure:

$$P_s = P_{bar} + \left(\frac{S_t}{13.6}\right)$$ = **38.519 inches Hg**

Stack gas velocity:

$$V_s = 85.49 \times C_p \times \sqrt{\Delta P} \times \sqrt{\frac{(T_s + 460)}{(P_s \times M_s)}}$$ = **0.4 feet/second**
24.9 feet/minute

Stack gas volumetric flow rate:

$$Q_a = A_s \times V_s \times 60$$ = **17 acfm**

Stack gas volumetric flow rate, wet basis:

$$Q_{sw} = Q_a \times \left[\left(\frac{528°R}{29.92in.Hg}\right) \times \left(\frac{P_s}{T_s + 460}\right)\right]$$ = **22 scfm**

$$Q_{sw} = Q_a \times \left[\left(\frac{528°R}{29.92in.Hg}\right) \times \left(\frac{P_s}{T_s + 460}\right)\right] \times 60$$ = **1,338 scfh**

Stack gas volumetric flow rate, dry basis:

$$Q_{std} = Q_{sw} \times (1 - B_{wo})$$ = **20 dscfm**

$$Q_{std} = Q_{sw} \times (1 - B_{wo}) \times 60$$ = **1,212 dscfh**

MONTROSE
AIR QUALITY SERVICES

FTIR VOC CALCULATION SUMMARY

COMPANY : Medline
LOCATION : Waukegan, IL
SOURCE : Inlet #1
TEST DATE : 3/10/2020
TEST RUN NO. : 1

$$C_{gas,lb/scf} = C_{gas} \times \left(\frac{MW\ lb/lb-mole}{385.26 \times 10^6\ ft^3/lb-mole} \right)$$

GAS FLOW RATE 1,325 **scfh**

$$E = Q_s \times C_{gas,lb/scf}$$

ORGANIC COMPOUND	MOLECULAR WEIGHT	STACK GAS CONCENTRATION (lb/scf) x10^{-6}	STACK GAS CONCENTRATION (ppm v wb)	EMISSION RATE (lb/hr)	Less Than Flag
Ethylene Oxide	44.05	61,225	535,474	81.1	N/A
			Total VOC =	**81.1**	

MONTROSE
AIR QUALITY SERVICES

FTIR VOC CALCULATION SUMMARY

COMPANY : Medline
LOCATION : Waukegan, IL
SOURCE : Inlet #1
TEST DATE : 3/11/2020
TEST RUN NO. : 2

$$C_{gas,lb/scf} = C_{gas} \times \left(\frac{MW\ lb/lb-mole}{385.26 \times 10^6\ ft^3/lb-mole} \right)$$

GAS FLOW RATE 1,468 **scfh**

$$E = Q_s \times C_{gas,lb/scf}$$

ORGANIC COMPOUND	MOLECULAR WEIGHT	STACK GAS CONCENTRATION (lb/scf) x10^{-6}	STACK GAS CONCENTRATION (ppm v wb)	EMISSION RATE (lb/hr)	Less Than Flag
Ethylene Oxide	44.05	54,482	476,495	80.0	N/A
			Total VOC =	**80.0**	

MONTROSE
AIR QUALITY SERVICES

FTIR VOC CALCULATION SUMMARY

COMPANY : Medline
LOCATION : Waukegan, IL
SOURCE : Inlet #1
TEST DATE : 3/12/2020
TEST RUN NO. : 3

$$C_{gas,lb/scf} = C_{gas} \times \left(\frac{MW\ lb/lb-mole}{385.26 \times 10^6\ ft^3/lb-mole} \right)$$

GAS FLOW RATE 1,338 **scfh**

$$E = Q_s \times C_{gas,lb/scf}$$

ORGANIC COMPOUND	MOLECULAR WEIGHT	STACK GAS CONCENTRATION (lb/scf) x10^{-6}	STACK GAS CONCENTRATION (ppm v wb)	EMISSION RATE (lb/hr)	Less Than Flag
Ethylene Oxide	44.05	59,128	517,129	79.1	N/A
			Total VOC =	**79.1**	

MONTROSE
AIR QUALITY SERVICES

USEPA Method 2
Volumetric Flow Rate Sample Calculations (Circular Ducts)

Client:	Medline
Location:	Waukegan, IL
Source:	Inlet #2
Date:	3/10/2020
Run #:	1
Run Time:	0821-18:34

Data Input

Carbon Dioxide (CO_2):	0.00	**%**
Oxygen (O_2):	20.90	**%**
Nitrogen (N_2):	79.10	**%**
Fractional Moisture Content (B_{wo})	0.0121	**fractional**
Stack Temperature (T_s):	81.2	**°F**
Pitot Coefficient (C_p):	0.84	**dimensionless**
Average square root of ΔP	0.3724	**inches H_2O**
Barometric Pressure (P_{bar}):	29.41	**inches Hg**
Static Pressure (S_t)	1.10	**inches H_2O**
Stack diameter:	16.00	**inches**
Stack area (A_s):	1.3963	**ft^2**

Sample calculations @ standard conditions (29.92 inches Hg, 68.0 °F):

Dry molecular weight of stack gas:

$$M_d = (0.44 \times \%CO_2) + (0.32 \times \%O_2) + (0.28 \times \%N_2)$$ = **28.836 lb/lb-mole**

Molecular weight of stack gas, wet basis:

$$M_s = (M_d \times (1 - B_{ws})) + (18 \times B_{ws})$$ = **28.705 lb/lb-mole**

Absolute stack gas pressure:

$$P_s = P_{bar} + \left(\frac{S_t}{13.6}\right)$$ = **29.491 inches Hg**

Stack gas velocity:

$$V_s = 85.49 \times C_p \times \sqrt{\Delta P} \times \sqrt{\frac{(T_s + 460)}{(P_s \times M_s)}}$$ = **21.4 feet/second**

Stack gas volumetric flow rate:

$$Q_a = A_s \times V_s \times 60$$ = **1,792 acfm**

Stack gas volumetric flow rate, wet basis:

$$Q_{sw} = Q_a \times \left[\left(\frac{528°R}{29.92in.Hg}\right) \times \left(\frac{P_s}{T_s + 460}\right)\right]$$ = **1,723 scfm**

$$Q_{sw} = Q_a \times \left[\left(\frac{528°R}{29.92in.Hg}\right) \times \left(\frac{P_s}{T_s + 460}\right)\right] \times 60$$ = **103,366 scfh**

Stack gas volumetric flow rate, dry basis:

$$Q_{std} = Q_{sw} \times (1 - B_{wo})$$ = **1,702 dscfm**

$$Q_{std} = Q_{sw} \times (1 - B_{wo}) \times 60$$ = **102,120 dscfh**

MONTROSE
AIR QUALITY SERVICES

USEPA Method 2
Volumetric Flow Rate Sample Calculations (Circular Ducts)

Client: Medline
Location: Waukegan, IL
Source: Inlet #2
Date: 3/10/2020
Run #: 2
Run Time: 08:35-18:30

Data Input

Carbon Dioxide (CO_2):	0.00	**%**
Oxygen (O_2):	20.90	**%**
Nitrogen (N_2):	79.10	**%**
Fractional Moisture Content (B_{wo})	0.0142	**fractional**
Stack Temperature (T_s):	76.3	**°F**
Pitot Coefficient (C_p):	0.84	**dimensionless**
Average square root of ΔP	0.3719	**inches H_2O**
Barometric Pressure (P_{bar}):	29.30	**inches Hg**
Static Pressure (S_t)	1.20	**inches H_2O**
Stack diameter:	16.00	**inches**
Stack area (A_s):	1.3963	**ft^2**

Sample calculations @ standard conditions (29.92 inches Hg, 68.0 °F):

Dry molecular weight of stack gas:

$$M_d = (0.44 \times \%CO_2) + (0.32 \times \%O_2) + (0.28 \times \%N_2)$$ = **28.836 lb/lb-mole**

Molecular weight of stsck gas, wet basis:

$$M_s = (M_d \times (1 - B_{ws})) + (18 \times B_{ws})$$ = **28.682 lb/lb-mole**

Absolute stack gas pressure:

$$P_s = P_{bar} + \left(\frac{S_t}{13.6}\right)$$ = **29.388 inches Hg**

Stack gas velocity:

$$V_s = 85.49 \times C_p \times \sqrt{\Delta P} \times \sqrt{\frac{(T_s + 460)}{(P_s \times M_s)}}$$ = **21.3 feet/second**

Stack gas volumetric flow rate:

$$Q_a = A_s \times V_s \times 60$$ = **1,785 acfm**

Stack gas volumetric flow rate, wet basis:

$$Q_{sw} = Q_a \times \left[\left(\frac{528°R}{29.92in.Hg}\right) \times \left(\frac{P_s}{T_s + 460}\right)\right]$$ = **1,726 scfm**

$$Q_{sw} = Q_a \times \left[\left(\frac{528°R}{29.92in.Hg}\right) \times \left(\frac{P_s}{T_s + 460}\right)\right] \times 60$$ = **103,559 scfh**

Stack gas volumetric flow rate, dry basis:

$$Q_{std} = Q_{sw} \times (1 - B_{wo})$$ = **1,701 dscfm**

$$Q_{std} = Q_{sw} \times (1 - B_{wo}) \times 60$$ = **102,086 dscfh**

MONTROSE
AIR QUALITY SERVICES

USEPA Method 2
Volumetric Flow Rate Sample Calculations (Circular Ducts)

Client: Medline
Location: Waukegan, IL
Source: Inlet #2
Date: 3/12/2020
Run #: 3
Run Time: 08:10-18:30

Data Input

Carbon Dioxide (CO_2):	0.00	**%**
Oxygen (O_2):	20.90	**%**
Nitrogen (N_2):	79.10	**%**
Fractional Moisture Content (B_{wo})	0.0150	**fractional**
Stack Temperature (T_s):	80.2	**°F**
Pitot Coefficient (C_p):	0.84	**dimensionless**
Average square root of ΔP	0.3677	**inches H_2O**
Barometric Pressure (P_{bar}):	29.09	**inches Hg**
Static Pressure (S_t)	1.25	**inches H_2O**
Stack diameter:	16.00	**inches**
Stack area (A_s):	1.3963	**ft^2**

Sample calculations @ standard conditions (29.92 inches Hg, 68.0 °F):

Dry molecular weight of stack gas:

$$M_d = (0.44 \times \%CO_2) + (0.32 \times \%O_2) + (0.28 \times \%N_2)$$ = **28.836 lb/lb-mole**

Molecular weight of stack gas, wet basis:

$$M_s = (M_d \times (1 - B_{ws})) + (18 \times B_{ws})$$ = **28.673 lb/lb-mole**

Absolute stack gas pressure:

$$P_s = P_{bar} + \left(\frac{S_t}{13.6}\right)$$ = **29.182 inches Hg**

Stack gas velocity:

$$V_s = 85.49 \times C_p \times \sqrt{\Delta P} \times \sqrt{\frac{(T_s + 460)}{(P_s \times M_s)}}$$ = **21.2 feet/second**

Stack gas volumetric flow rate:

$$Q_a = A_s \times V_s \times 60$$ = **1,777 acfm**

Stack gas volumetric flow rate, wet basis:

$$Q_{sw} = Q_a \times \left[\left(\frac{528°R}{29.92in.Hg}\right) \times \left(\frac{P_s}{T_s + 460}\right)\right]$$ = **1,694 scfm**

$$Q_{sw} = Q_a \times \left[\left(\frac{528°R}{29.92in.Hg}\right) \times \left(\frac{P_s}{T_s + 460}\right)\right] \times 60$$ = **101,654 scfh**

Stack gas volumetric flow rate, dry basis:

$$Q_{std} = Q_{sw} \times (1 - B_{wo})$$ = **1,669 dscfm**

$$Q_{std} = Q_{sw} \times (1 - B_{wo}) \times 60$$ = **100,127 dscfh**

MONTROSE
AIR QUALITY SERVICES

FTIR VOC CALCULATION SUMMARY

COMPANY : Medline
LOCATION : Waukegan, IL
SOURCE : Inlet #2
TEST DATE : 3/10/2020
TEST RUN NO. : 1

$$C_{gas,lb/scf} = C_{gas} \times \left(\frac{MW\ lb/lb-mole}{385.26 \times 10^6\ ft^3/lb-mole} \right)$$

GAS FLOW RATE 103,366 **scfh**

$$E = Q_s \times C_{gas,lb/scf}$$

ORGANIC COMPOUND	MOLECULAR WEIGHT	STACK GAS CONCENTRATION (lb/scf) x10^{-6}	STACK GAS CONCENTRATION (ppm v wb)	STACK GAS CONCENTRATION (ppb v wb)	EMISSION RATE (lb/hr)	Less Than Flag
Ethylene Oxide	44.05	4.320	37.79	37,785	0.4466	N/A
			Total VOC =		**0.447**	

MONTROSE
AIR QUALITY SERVICES

FTIR VOC CALCULATION SUMMARY

COMPANY : Medline
LOCATION : Waukegan, IL
SOURCE : Inlet #2
TEST DATE : 3/11/2020
TEST RUN NO. : 2

$$C_{gas,lb/scf} = C_{gas} \times \left(\frac{MW\ lb/lb-mole}{385.26 \times 10^6\ ft^3/lb-mole} \right)$$

GAS FLOW RATE 103,559 **scfh**

$$E = Q_s \times C_{gas,lb/scf}$$

ORGANIC COMPOUND	MOLECULAR WEIGHT	STACK GAS CONCENTRATION (lb/scf) x10^{-6}	STACK GAS CONCENTRATION (ppm v wb)	STACK GAS CONCENTRATION (ppb v wb)	EMISSION RATE (lb/hr)	Less Than Flag
Ethylene Oxide	44.05	4.417	38.63	38,634	0.457	N/A
			Total VOC =		**0.457**	

MONTROSE
AIR QUALITY SERVICES

FTIR VOC CALCULATION SUMMARY

COMPANY : Medline
LOCATION : Waukegan, IL
SOURCE : Inlet #2
TEST DATE : 3/12/2020
TEST RUN NO. : 3

$$C_{gas,lb/scf} = C_{gas} \times \left(\frac{MW\ lb/lb-mole}{385.26 \times 10^6\ ft^3/lb-mole} \right)$$

GAS FLOW RATE 101,654 **scfh**

$$E = Q_s \times C_{gas,lb/scf}$$

ORGANIC COMPOUND	MOLECULAR WEIGHT	STACK GAS CONCENTRATION (lb/scf) x10^{-6}	STACK GAS CONCENTRATION (ppm v wb)	STACK GAS CONCENTRATION (ppb v wb)	EMISSION RATE (lb/hr)	Less Than Flag
Ethylene Oxide	44.05	4.436	38.79	38,795	0.451	N/A
			Total VOC =		**0.451**	

MONTROSE
AIR QUALITY SERVICES

USEPA Method 2
Volumetric Flow Rate Sample Calculations (Circular Ducts)

Client:	Medline
Location:	Waukegan, IL
Source:	Inlet #3
Date:	3/10/2020
Run #:	1
Run Time:	0821-18:34

Data Input

Carbon Dioxide (CO_2):	0.00	**%**
Oxygen (O_2):	20.90	**%**
Nitrogen (N_2):	79.10	**%**
Fractional Moisture Content (B_{wo})	0.0110	**fractional**
Stack Temperature (T_s):	125.3	**°F**
Pitot Coefficient (C_p):	0.84	**dimensionless**
Average square root of ΔP	0.6427	**inches H_2O**
Barometric Pressure (P_{bar}):	29.41	**inches Hg**
Static Pressure (S_t)	1.50	**inches H_2O**
Stack diameter:	40.00	**inches**
Stack area (A_s):	8.7266	**ft^2**

Sample calculations @ standard conditions (29.92 inches Hg, 68.0 °F):

Dry molecular weight of stack gas:

$$M_d = (0.44 \times \%CO_2) + (0.32 \times \%O_2) + (0.28 \times \%N_2)$$ = **28.836 lb/lb-mole**

Molecular weight of stack gas, wet basis:

$$M_s = (M_d \times (1 - B_{ws})) + (18 \times B_{ws})$$ = **28.717 lb/lb-mole**

Absolute stack gas pressure:

$$P_s = P_{bar} + \left(\frac{S_t}{13.6}\right)$$ = **29.520 inches Hg**

Stack gas velocity:

$$V_s = 85.49 \times C_p \times \sqrt{\Delta P} \times \sqrt{\frac{(T_s + 460)}{(P_s \times M_s)}}$$ = **38.4 feet/second**

Stack gas volumetric flow rate:

$$Q_a = A_s \times V_s \times 60$$ = **20,081 acfm**

Stack gas volumetric flow rate, wet basis:

$$Q_{sw} = Q_a \times \left[\left(\frac{528°R}{29.92in.Hg}\right) \times \left(\frac{P_s}{T_s + 460}\right)\right]$$ = **17,874 scfm**

$$Q_{sw} = Q_a \times \left[\left(\frac{528°R}{29.92in.Hg}\right) \times \left(\frac{P_s}{T_s + 460}\right)\right] \times 60$$ = **1,072,431 scfh**

Stack gas volumetric flow rate, dry basis:

$$Q_{std} = Q_{sw} \times (1 - B_{wo})$$ = **17,677 dscfm**

$$Q_{std} = Q_{sw} \times (1 - B_{wo}) \times 60$$ = **1,060,630 dscfh**

MONTROSE
AIR QUALITY SERVICES

USEPA Method 2
Volumetric Flow Rate Sample Calculations (Circular Ducts)

Client: Medline
Location: Waukegan, IL
Source: Inlet #3
Date: 3/10/2020
Run #: 2
Run Time: 08:35-18:30

Data Input

Carbon Dioxide (CO_2):	0.00	**%**
Oxygen (O_2):	20.90	**%**
Nitrogen (N_2):	79.10	**%**
Fractional Moisture Content (B_{wo})	0.0117	**fractional**
Stack Temperature (T_s):	110.2	**°F**
Pitot Coefficient (C_p):	0.84	**dimensionless**
Average square root of ΔP	0.6425	**inches H_2O**
Barometric Pressure (P_{bar}):	29.30	**inches Hg**
Static Pressure (S_t)	1.70	**inches H_2O**
Stack diameter:	40.00	**inches**
Stack area (A_s):	8.7266	**ft^2**

Sample calculations @ standard conditions (29.92 inches Hg, 68.0 °F):

Dry molecular weight of stack gas:

$$M_d = (0.44 \times \%CO_2) + (0.32 \times \%O_2) + (0.28 \times \%N_2)$$ = **28.836 lb/lb-mole**

Molecular weight of stack gas, wet basis:

$$M_s = (M_d \times (1 - B_{ws})) + (18 \times B_{ws})$$ = **28.709 lb/lb-mole**

Absolute stack gas pressure:

$$P_s = P_{bar} + \left(\frac{S_t}{13.6}\right)$$ = **29.425 inches Hg**

Stack gas velocity:

$$V_s = 85.49 \times C_p \times \sqrt{\Delta P} \times \sqrt{\frac{(T_s + 460)}{(P_s \times M_s)}}$$ = **37.9 feet/second**

Stack gas volumetric flow rate:

$$Q_a = A_s \times V_s \times 60$$ = **19,846 acfm**

Stack gas volumetric flow rate, wet basis:

$$Q_{sw} = Q_a \times \left[\left(\frac{528°R}{29.92in.Hg}\right) \times \left(\frac{P_s}{T_s + 460}\right)\right]$$ = **18,074 scfm**

$$Q_{sw} = Q_a \times \left[\left(\frac{528°R}{29.92in.Hg}\right) \times \left(\frac{P_s}{T_s + 460}\right)\right] \times 60$$ = **1,084,460 scfh**

Stack gas volumetric flow rate, dry basis:

$$Q_{std} = Q_{sw} \times (1 - B_{wo})$$ = **17,862 dscfm**

$$Q_{std} = Q_{sw} \times (1 - B_{wo}) \times 60$$ = **1,071,728 dscfh**

MONTROSE
AIR QUALITY SERVICES

USEPA Method 2
Volumetric Flow Rate Sample Calculations (Circular Ducts)

Client:	Medline
Location:	Waukegan, IL
Source:	Inlet #3
Date:	3/12/2020
Run #:	3
Run Time:	08:10-18:30

Data Input

Carbon Dioxide (CO_2):	0.00	**%**
Oxygen (O_2):	20.90	**%**
Nitrogen (N_2):	79.10	**%**
Fractional Moisture Content (B_{wo})	0.0137	**fractional**
Stack Temperature (T_s):	114.8	**°F**
Pitot Coefficient (C_p):	0.84	**dimensionless**
Average square root of ΔP	0.6420	**inches H_2O**
Barometric Pressure (P_{bar}):	29.09	**inches Hg**
Static Pressure (S_t)	1.60	**inches H_2O**
Stack diameter:	40.00	**inches**
Stack area (A_s):	8.7266	**ft^2**

Sample calculations @ standard conditions (29.92 inches Hg, 68.0 °F):

Dry molecular weight of stack gas:

$$M_d = (0.44 \times \%CO_2) + (0.32 \times \%O_2) + (0.28 \times \%N_2)$$ = **28.836 lb/lb-mole**

Molecular weight of stack gas, wet basis:

$$M_s = (M_d \times (1 - B_{ws})) + (18 \times B_{ws})$$ = **28.688 lb/lb-mole**

Absolute stack gas pressure:

$$P_s = P_{bar} + \left(\frac{S_t}{13.6}\right)$$ = **29.208 inches Hg**

Stack gas velocity:

$$V_s = 85.49 \times C_p \times \sqrt{\Delta P} \times \sqrt{\frac{(T_s + 460)}{(P_s \times M_s)}}$$ = **38.2 feet/second**

Stack gas volumetric flow rate:

$$Q_a = A_s \times V_s \times 60$$ = **19,994 acfm**

Stack gas volumetric flow rate, wet basis:

$$Q_{sw} = Q_a \times \left[\left(\frac{528°R}{29.92in.Hg}\right) \times \left(\frac{P_s}{T_s + 460}\right)\right]$$ = **17,930 scfm**

$$Q_{sw} = Q_a \times \left[\left(\frac{528°R}{29.92in.Hg}\right) \times \left(\frac{P_s}{T_s + 460}\right)\right] \times 60$$ = **1,075,778 scfh**

Stack gas volumetric flow rate, dry basis:

$$Q_{std} = Q_{sw} \times (1 - B_{wo})$$ = **17,685 dscfm**

$$Q_{std} = Q_{sw} \times (1 - B_{wo}) \times 60$$ = **1,061,086 dscfh**

MONTROSE
AIR QUALITY SERVICES

FTIR VOC CALCULATION SUMMARY

COMPANY : Inlet #3
LOCATION : Waukegan, IL
SOURCE : Inlet #3
TEST DATE : 3/10/2020
TEST RUN NO. : 1

$$C_{gas,lb/scf} = C_{gas} \times \left(\frac{MW\ lb/lb-mole}{385.26 \times 10^6\ ft^3/lb-mole} \right)$$

GAS FLOW RATE 1,072,431 **scfh**

$$E = Q_s \times C_{gas,lb/scf}$$

ORGANIC COMPOUND	MOLECULAR WEIGHT	STACK GAS CONCENTRATION (lb/scf) x10^{-6}	STACK GAS CONCENTRATION (ppm v wb)	STACK GAS CONCENTRATION (ppb v wb)	EMISSION RATE (lb/hr)	Less Than Flag
Ethylene Oxide	44.05	1.948	17.04	17,035	2.0889	N/A
			Total VOC =		**2.089**	

MONTROSE
AIR QUALITY SERVICES

FTIR VOC CALCULATION SUMMARY

COMPANY : Inlet #3
LOCATION : Waukegan, IL
SOURCE : Inlet #3
TEST DATE : 3/11/2020
TEST RUN NO. : 2

$$C_{gas,lb/scf} = C_{gas} \times \left(\frac{MW\ lb/lb-mole}{385.26 \times 10^6\ ft^3/lb-mole} \right)$$

GAS FLOW RATE 1,084,460 **scfh**

$$E = Q_s \times C_{gas,lb/scf}$$

ORGANIC COMPOUND	MOLECULAR WEIGHT	STACK GAS CONCENTRATION (lb/scf) x10^{-6}	STACK GAS CONCENTRATION (ppm v wb)	STACK GAS CONCENTRATION (ppb v wb)	EMISSION RATE (lb/hr)	Less Than Flag
Ethylene Oxide	44.05	2.130	18.63	18,631	2.310	N/A
			Total VOC =		**2.310**	

MONTROSE
AIR QUALITY SERVICES

FTIR VOC CALCULATION SUMMARY

COMPANY : Inlet #3
LOCATION : Waukegan, IL
SOURCE : Inlet #3
TEST DATE : 3/12/2020
TEST RUN NO. : 3

$$C_{gas,lb/scf} = C_{gas} \times \left(\frac{MW\ lb/lb-mole}{385.26 \times 10^6\ ft^3/lb-mole} \right)$$

GAS FLOW RATE 1,075,778 **scfh**

$$E = Q_s \times C_{gas,lb/scf}$$

ORGANIC COMPOUND	MOLECULAR WEIGHT	STACK GAS CONCENTRATION (lb/scf) x10^{-6}	STACK GAS CONCENTRATION (ppm v wb)	STACK GAS CONCENTRATION (ppb v wb)	EMISSION RATE (lb/hr)	Less Than Flag
Ethylene Oxide	44.05	2.660	23.26	23,261	2.861	N/A
			Total VOC =		**2.861**	

MONTROSE
AIR QUALITY SERVICES

USEPA Method 2
Volumetric Flow Rate Sample Calculations (Circular Ducts)

Client:	Medline
Location:	Waukegan, IL
Source:	Inlet #4
Date:	3/10/2020
Run #:	1
Run Time:	0821-18:34

Data Input

Carbon Dioxide (CO_2):	0.00	**%**
Oxygen (O_2):	20.90	**%**
Nitrogen (N_2):	79.10	**%**
Fractional Moisture Content (B_{wo})	0.0068	**fractional**
Stack Temperature (T_s):	65.4	**°F**
Pitot Coefficient (C_p):	0.84	**dimensionless**
Average square root of ΔP	0.5896	**inches H_2O**
Barometric Pressure (P_{bar}):	29.41	**inches Hg**
Static Pressure (S_t)	8.50	**inches H_2O**
Stack diameter:	54.00	**inches**
Stack area (A_s):	15.9043	**ft^2**

Sample calculations @ standard conditions (29.92 inches Hg, 68.0 °F):

Dry molecular weight of stack gas:

$$M_d = (0.44 \times \%CO_2) + (0.32 \times \%O_2) + (0.28 \times \%N_2)$$ = **28.836 lb/lb-mole**

Molecular weight of stack gas, wet basis:

$$M_s = (M_d \times (1 - B_{ws})) + (18 \times B_{ws})$$ = **28.762 lb/lb-mole**

Absolute stack gas pressure:

$$P_s = P_{bar} + \left(\frac{S_t}{13.6}\right)$$ = **30.035 inches Hg**

Stack gas velocity:

$$V_s = 85.49 \times C_p \times \sqrt{\Delta P} \times \sqrt{\frac{(T_s + 460)}{(P_s \times M_s)}}$$ = **33.0 feet/second**

Stack gas volumetric flow rate:

$$Q_a = A_s \times V_s \times 60$$ = **31,510 acfm**

Stack gas volumetric flow rate, wet basis:

$$Q_{sw} = Q_a \times \left[\left(\frac{528°R}{29.92in.Hg}\right) \times \left(\frac{P_s}{T_s + 460}\right)\right]$$ = **31,790 scfm**

$$Q_{sw} = Q_a \times \left[\left(\frac{528°R}{29.92in.Hg}\right) \times \left(\frac{P_s}{T_s + 460}\right)\right] \times 60$$ = **1,907,372 scfh**

Stack gas volumetric flow rate, dry basis:

$$Q_{std} = Q_{sw} \times (1 - B_{wo})$$ = **31,573 dscfm**

$$Q_{std} = Q_{sw} \times (1 - B_{wo}) \times 60$$ = **1,894,351 dscfh**

MONTROSE
AIR QUALITY SERVICES

USEPA Method 2
Volumetric Flow Rate Sample Calculations (Circular Ducts)

Client:	Medline
Location:	Waukegan, IL
Source:	Inlet #4
Date:	3/10/2020
Run #:	2
Run Time:	08:35-18:30

Data Input

Carbon Dioxide (CO_2):	0.00	**%**
Oxygen (O_2):	20.90	**%**
Nitrogen (N_2):	79.10	**%**
Fractional Moisture Content (B_{wo})	0.0082	**fractional**
Stack Temperature (T_s):	66.8	**°F**
Pitot Coefficient (C_p):	0.84	**dimensionless**
Average square root of ΔP	0.5785	**inches H_2O**
Barometric Pressure (P_{bar}):	29.30	**inches Hg**
Static Pressure (S_t)	10.20	**inches H_2O**
Stack diameter:	54.00	**inches**
Stack area (A_s):	15.9043	**ft^2**

Sample calculations @ standard conditions (29.92 inches Hg, 68.0 °F):

Dry molecular weight of stack gas:

$$M_d = (0.44 \times \%CO_2) + (0.32 \times \%O_2) + (0.28 \times \%N_2)$$ = **28.836 lb/lb-mole**

Molecular weight of stack gas, wet basis:

$$M_s = (M_d \times (1 - B_{ws})) + (18 \times B_{ws})$$ = **28.747 lb/lb-mole**

Absolute stack gas pressure:

$$P_s = P_{bar} + \left(\frac{S_t}{13.6}\right)$$ = **30.050 inches Hg**

Stack gas velocity:

$$V_s = 85.49 \times C_p \times \sqrt{\Delta P} \times \sqrt{\frac{(T_s + 460)}{(P_s \times M_s)}}$$ = **32.4 feet/second**

Stack gas volumetric flow rate:

$$Q_a = A_s \times V_s \times 60$$ = **30,960 acfm**

Stack gas volumetric flow rate, wet basis:

$$Q_{sw} = Q_a \times \left[\left(\frac{528°R}{29.92in.Hg}\right) \times \left(\frac{P_s}{T_s + 460}\right)\right]$$ = **31,163 scfm**

$$Q_{sw} = Q_a \times \left[\left(\frac{528°R}{29.92in.Hg}\right) \times \left(\frac{P_s}{T_s + 460}\right)\right] \times 60$$ = **1,869,775 scfh**

Stack gas volumetric flow rate, dry basis:

$$Q_{std} = Q_{sw} \times (1 - B_{wo})$$ = **30,907 dscfm**

$$Q_{std} = Q_{sw} \times (1 - B_{wo}) \times 60$$ = **1,854,442 dscfh**

MONTROSE
AIR QUALITY SERVICES

USEPA Method 2
Volumetric Flow Rate Sample Calculations (Circular Ducts)

Client: Medline
Location: Waukegan, IL
Source: Inlet #4
Date: 3/12/2020
Run #: 3
Run Time: 08:10-18:30

Data Input

Carbon Dioxide (CO_2):	0.00	**%**
Oxygen (O_2):	20.90	**%**
Nitrogen (N_2):	79.10	**%**
Fractional Moisture Content (B_{wo})	0.0091	**fractional**
Stack Temperature (T_s):	64.6	**°F**
Pitot Coefficient (C_p):	0.84	**dimensionless**
Average square root of ΔP	0.5603	**inches H_2O**
Barometric Pressure (P_{bar}):	29.09	**inches Hg**
Static Pressure (S_t)	12.50	**inches H_2O**
Stack diameter:	54.00	**inches**
Stack area (A_s):	15.9043	**ft^2**

Sample calculations @ standard conditions (29.92 inches Hg, 68.0 °F):

Dry molecular weight of stack gas:

$$M_d = (0.44 \times \%CO_2) + (0.32 \times \%O_2) + (0.28 \times \%N_2)$$ = **28.836 lb/lb-mole**

Molecular weight of stack gas, wet basis:

$$M_s = (M_d \times (1 - B_{ws})) + (18 \times B_{ws})$$ = **28.738 lb/lb-mole**

Absolute stack gas pressure:

$$P_s = P_{bar} + \left(\frac{S_t}{13.6}\right)$$ = **30.009 inches Hg**

Stack gas velocity:

$$V_s = 85.49 \times C_p \times \sqrt{\Delta P} \times \sqrt{\frac{(T_s + 460)}{(P_s \times M_s)}}$$ = **31.4 feet/second**

Stack gas volumetric flow rate:

$$Q_a = A_s \times V_s \times 60$$ = **29,945 acfm**

Stack gas volumetric flow rate, wet basis:

$$Q_{sw} = Q_a \times \left[\left(\frac{528°R}{29.92in.Hg}\right) \times \left(\frac{P_s}{T_s + 460}\right)\right]$$ = **30,227 scfm**

$$Q_{sw} = Q_a \times \left[\left(\frac{528°R}{29.92in.Hg}\right) \times \left(\frac{P_s}{T_s + 460}\right)\right] \times 60$$ = **1,813,628 scfh**

Stack gas volumetric flow rate, dry basis:

$$Q_{std} = Q_{sw} \times (1 - B_{wo})$$ = **29,953 dscfm**

$$Q_{std} = Q_{sw} \times (1 - B_{wo}) \times 60$$ = **1,797,207 dscfh**

MONTROSE
AIR QUALITY SERVICES

FTIR VOC CALCULATION SUMMARY

COMPANY : Inlet #3
LOCATION : Waukegan, IL
SOURCE : Inlet #4
TEST DATE : 3/10/2020
TEST RUN NO. : 1

$$C_{gas,lb/scf} = C_{gas} \times \left(\frac{MW\ lb/lb-mole}{385.26 \times 10^6\ ft^3/lb-mole} \right)$$

GAS FLOW RATE 1,907,372 **scfh**

$$E = Q_s \times C_{gas,lb/scf}$$

ORGANIC COMPOUND	MOLECULAR WEIGHT	STACK GAS CONCENTRATION (lb/scf) x10^{-6}	STACK GAS CONCENTRATION (ppm v wb)	STACK GAS CONCENTRATION (ppb v wb)	EMISSION RATE (lb/hr)	Less Than Flag
Ethylene Oxide	44.05	0.005	0.043	43	0.0093	N/A
			Total VOC =		**0.009**	

MONTROSE
AIR QUALITY SERVICES

FTIR VOC CALCULATION SUMMARY

COMPANY : Inlet #3
LOCATION : Waukegan, IL
SOURCE : Inlet #4
TEST DATE : 3/11/2020
TEST RUN NO. : 2

$$C_{gas,lb/scf} = C_{gas} \times \left(\frac{MW\ lb/lb-mole}{385.26 \times 10^6\ ft^3 / lb-mole} \right)$$

GAS FLOW RATE 1,869,775 **scfh**

$$E = Q_s \times C_{gas,lb/scf}$$

ORGANIC COMPOUND	MOLECULAR WEIGHT	STACK GAS CONCENTRATION (lb/scf) x10^{-6}	STACK GAS CONCENTRATION (ppm v wb)	STACK GAS CONCENTRATION (ppb v wb)	EMISSION RATE (lb/hr)	Less Than Flag
Ethylene Oxide	44.05	0.007	0.066	66	0.014	N/A
			Total VOC =		**0.014**	

MONTROSE
AIR QUALITY SERVICES

FTIR VOC CALCULATION SUMMARY

COMPANY : Inlet #3
LOCATION : Waukegan, IL
SOURCE : Inlet #4
TEST DATE : 3/12/2020
TEST RUN NO. : 3

$$C_{gas,lb/scf} = C_{gas} \times \left(\frac{MW\ lb/lb-mole}{385.26 \times 10^6\ ft^3 / lb-mole} \right)$$

GAS FLOW RATE 1,813,628 **scfh**

$$E = Q_s \times C_{gas,lb/scf}$$

ORGANIC COMPOUND	MOLECULAR WEIGHT	STACK GAS CONCENTRATION (lb/scf) x10^{-6}	STACK GAS CONCENTRATION (ppm v wb)	STACK GAS CONCENTRATION (ppb v wb)	EMISSION RATE (lb/hr)	Less Than Flag
Ethylene Oxide	44.05	0.016	0.143	143	0.030	N/A
			Total VOC =		**0.030**	

Emission Calculations

Client: Medline
Location: Waukegan, IL
Source: Common Stack
Date: 3/10/2020

As: 19.635 sqft
Cp: 0.84
Barometric: 29.39 in Hg
O2: 20.58 % vol
CO2: 0.18 % vol

Clock Time	Static (in H2O)	TC (Deg F)	Raw DP (in H2O)	SQRT DP (in H2O)	EO (ppm v)	EO (ppb v)	Water (% vol)	Ps (in Hg)	Ts (deg R)	Vs (fps)	Qact (acfm)	Qstd (scfh)	EO Em (lb/hr)	EO Total (lbs)
3/10/20 8:21	-0.52	75.1	0.593	0.7698	0.015	14.6	1.414	29.35	535.09	44.06	51,907	3,014,774	0.005	0.0001
3/10/20 8:22	-0.52	75.5	0.578	0.7603	0.019	19.0	1.414	29.35	535.54	43.54	51,289	2,976,401	0.006	0.0002
3/10/20 8:23	-0.52	75.9	0.595	0.7710	0.025	24.5	1.414	29.35	535.91	44.16	52,030	3,017,305	0.008	0.0003
3/10/20 8:24	-0.52	75.8	0.592	0.7696	0.013	13.2	1.415	29.35	535.75	44.08	51,926	3,012,149	0.005	0.0004
3/10/20 8:25	-0.52	75.3	0.610	0.7811	0.020	19.5	1.412	29.35	535.28	44.71	52,677	3,058,421	0.007	0.0005
3/10/20 8:26	-0.52	76.1	0.595	0.7711	0.016	15.9	1.413	29.35	536.10	44.18	52,043	3,017,012	0.005	0.0006
3/10/20 8:27	-0.52	76.0	0.596	0.7722	0.014	14.5	1.414	29.35	535.97	44.23	52,111	3,021,684	0.005	0.0007
3/10/20 8:28	-0.52	75.2	0.595	0.7712	0.016	16.1	1.412	29.35	535.19	44.14	52,003	3,019,812	0.006	0.0008
3/10/20 8:29	-0.52	76.1	0.604	0.7769	0.017	17.2	1.413	29.35	536.07	44.50	52,430	3,039,586	0.006	0.0009
3/10/20 8:30	-0.52	75.6	0.551	0.7425	0.015	15.0	1.412	29.35	535.60	42.52	50,089	2,906,421	0.005	0.0010
3/10/20 8:31	-0.52	75.1	0.609	0.7803	0.019	18.6	1.411	29.35	535.11	44.66	52,616	3,055,888	0.006	0.0011
3/10/20 8:32	-0.52	75.9	0.628	0.7926	0.018	18.2	1.411	29.35	535.92	45.40	53,484	3,101,596	0.006	0.0012
3/10/20 8:33	-0.52	75.7	0.633	0.7955	0.008	8.0	1.410	29.35	535.73	45.56	53,670	3,113,460	0.003	0.0012
3/10/20 8:34	-0.52	75.4	0.621	0.7882	0.026	25.5	1.409	29.35	535.36	45.12	53,162	3,086,122	0.009	0.0014
3/10/20 8:35	-0.52	75.5	0.584	0.7644	0.015	15.5	1.411	29.35	535.54	43.77	51,564	2,992,300	0.005	0.0015
3/10/20 8:36	-0.52	76.2	0.589	0.7674	0.019	19.1	1.410	29.35	536.18	43.97	51,797	3,002,263	0.007	0.0016
3/10/20 8:37	-0.52	75.5	0.627	0.7916	0.017	17.1	1.411	29.35	535.50	45.32	53,395	3,098,855	0.006	0.0017
3/10/20 8:38	-0.52	75.7	0.570	0.7549	0.015	14.6	1.412	29.35	535.72	43.23	50,928	2,954,476	0.005	0.0018
3/10/20 8:39	-0.52	76.2	0.604	0.7771	0.016	15.9	1.412	29.35	536.21	44.52	52,454	3,040,187	0.006	0.0019
3/10/20 8:40	-0.52	75.5	0.602	0.7760	0.017	16.6	1.412	29.35	535.55	44.43	52,343	3,037,538	0.006	0.0020
3/10/20 8:41	-0.52	75.6	0.638	0.7987	0.018	18.0	1.414	29.35	535.64	45.74	53,886	3,126,512	0.006	0.0021
3/10/20 8:42	-0.52	76.2	0.622	0.7884	0.020	19.6	1.413	29.35	536.16	45.17	53,215	3,084,573	0.007	0.0022
3/10/20 8:43	-0.52	75.8	0.572	0.7565	0.021	21.3	1.414	29.35	535.83	43.33	51,045	2,960,632	0.007	0.0023
3/10/20 8:44	-0.52	75.6	0.600	0.7749	0.016	16.0	1.413	29.35	535.57	44.37	52,271	3,033,185	0.006	0.0024
3/10/20 8:45	-0.52	76.2	0.612	0.7824	0.016	15.8	1.414	29.35	536.16	44.83	52,811	3,061,156	0.006	0.0025
3/10/20 8:46	-0.52	75.7	0.614	0.7838	0.013	13.2	1.416	29.35	535.69	44.89	52,883	3,068,013	0.005	0.0026
3/10/20 8:47	-0.52	75.5	0.576	0.7587	0.020	20.4	1.417	29.35	535.50	43.44	51,181	2,970,342	0.007	0.0027
3/10/20 8:48	-0.52	76.2	0.596	0.7719	0.019	18.7	1.416	29.35	536.16	44.22	52,099	3,019,900	0.006	0.0028
3/10/20 8:49	-0.52	75.7	0.637	0.7979	0.017	17.3	1.417	29.35	535.74	45.69	53,832	3,122,806	0.006	0.0029
3/10/20 8:50	-0.52	75.4	0.615	0.7840	0.015	15.5	1.417	29.35	535.45	44.89	52,880	3,069,214	0.005	0.0030
3/10/20 8:51	-0.52	76.2	0.594	0.7706	0.017	17.0	1.417	29.35	536.16	44.15	52,016	3,015,084	0.006	0.0031
3/10/20 8:52	-0.52	75.8	0.625	0.7903	0.015	15.2	1.418	29.35	535.77	45.26	53,324	3,093,168	0.005	0.0032
3/10/20 8:53	-0.52	75.5	0.615	0.7839	0.014	14.0	1.418	29.35	535.48	44.88	52,877	3,068,882	0.005	0.0032
3/10/20 8:54	-0.52	76.1	0.577	0.7598	0.018	18.4	1.418	29.35	536.14	43.53	51,283	2,972,707	0.006	0.0033
3/10/20 8:55	-0.52	75.8	0.571	0.7558	0.017	17.0	1.417	29.35	535.77	43.29	50,998	2,958,237	0.006	0.0034
3/10/20 8:56	-0.52	75.5	0.600	0.7748	0.014	13.6	1.416	29.35	535.47	44.36	52,262	3,033,244	0.005	0.0035
3/10/20 8:57	-0.52	76.2	0.581	0.7624	0.016	16.3	1.418	29.35	536.17	43.68	51,458	2,982,637	0.006	0.0036
3/10/20 8:58	-0.52	75.9	0.570	0.7548	0.017	17.2	1.416	29.35	535.85	43.23	50,930	2,953,851	0.006	0.0037
3/10/20 8:59	-0.52	75.4	0.611	0.7817	0.019	19.1	1.417	29.35	535.37	44.75	52,721	3,060,426	0.007	0.0038
3/10/20 9:00	-0.52	76.1	0.581	0.7620	0.016	16.3	1.414	29.35	536.13	43.65	51,428	2,981,204	0.006	0.0039
3/10/20 9:01	-0.52	76.3	0.705	0.8394	0.022	22.2	1.413	29.35	536.33	48.10	56,665	3,283,520	0.008	0.0041
3/10/20 9:02	-0.52	75.3	0.570	0.7547	0.019	18.8	1.412	29.35	535.35	43.20	50,897	2,954,713	0.006	0.0042
3/10/20 9:03	-0.52	76.1	0.624	0.7900	0.020	19.8	1.411	29.35	536.13	45.26	53,320	3,090,848	0.007	0.0043
3/10/20 9:04	-0.52	75.9	0.608	0.7795	0.019	19.2	1.413	29.35	535.90	44.65	52,599	3,050,387	0.007	0.0044
3/10/20 9:05	-0.52	75.3	0.606	0.7787	0.018	18.3	1.412	29.35	535.31	44.58	52,518	3,049,028	0.006	0.0045
3/10/20 9:06	-0.52	76.1	0.583	0.7634	0.018	17.9	1.410	29.35	536.12	43.74	51,525	2,986,844	0.006	0.0046
3/10/20 9:07	-0.52	76.2	0.569	0.7544	0.024	24.0	1.410	29.35	536.17	43.22	50,918	2,951,396	0.008	0.0047

Emission Calculations

Client: Medline
Location: Waukegan, IL
Source: Common Stack
Date: 3/10/2020

As: 19.635 sqft
Cp: 0.84
Barometric: 29.39 in Hg
O2: 20.58 % vol
CO2: 0.18 % vol

Clock Time	Static (in H2O)	TC (Deg F)	Raw DP (in H2O)	SQRT DP (in H2O)	EO (ppm v)	EO (ppb v)	Water (% vol)	Ps (in Hg)	Ts (deg R)	Vs (fps)	Qact (acfm)	Qstd (scfh)	EO Em (lb/hr)	EO Total (lbs)
3/10/20 9:08	-0.52	75.2	0.616	0.7848	0.035	35.2	1.408	29.35	535.22	44.92	52,923	3,073,076	0.012	0.0049
3/10/20 9:09	-0.52	76.1	0.570	0.7547	0.037	36.9	1.407	29.35	536.08	43.23	50,931	2,952,655	0.012	0.0051
3/10/20 9:10	-0.52	76.0	0.607	0.7792	0.033	32.7	1.406	29.35	535.99	44.64	52,586	3,049,062	0.011	0.0053
3/10/20 9:11	-0.52	75.1	0.591	0.7689	0.029	29.4	1.407	29.35	535.08	44.01	51,844	3,011,191	0.010	0.0055
3/10/20 9:12	-0.52	75.9	0.604	0.7774	0.032	31.6	1.406	29.35	535.92	44.53	52,461	3,042,244	0.011	0.0057
3/10/20 9:13	-0.52	76.1	0.597	0.7729	0.043	43.1	1.407	29.35	536.09	44.27	52,160	3,023,839	0.015	0.0059
3/10/20 9:14	-0.52	75.3	0.582	0.7626	0.032	32.1	1.407	29.35	535.25	43.65	51,430	2,986,172	0.011	0.0061
3/10/20 9:15	-0.52	75.9	0.582	0.7628	0.030	30.3	1.406	29.35	535.89	43.69	51,469	2,984,914	0.010	0.0063
3/10/20 9:16	-0.52	76.1	0.545	0.7381	0.026	26.3	1.406	29.35	536.15	42.29	49,818	2,887,740	0.009	0.0064
3/10/20 9:17	-0.52	75.4	0.568	0.7534	0.033	32.6	1.406	29.35	535.36	43.13	50,812	2,949,721	0.011	0.0066
3/10/20 9:18	-0.52	75.8	0.588	0.7667	0.032	32.0	1.405	29.35	535.80	43.91	51,729	3,000,513	0.011	0.0068
3/10/20 9:19	-0.52	76.1	0.599	0.7741	0.036	35.7	1.406	29.35	536.13	44.35	52,245	3,028,536	0.012	0.0070
3/10/20 9:20	-0.52	75.4	0.576	0.7587	0.028	27.9	1.407	29.35	535.39	43.44	51,175	2,970,611	0.009	0.0072
3/10/20 9:21	-0.52	75.8	0.579	0.7610	0.027	27.1	1.405	29.35	535.76	43.58	51,343	2,978,318	0.009	0.0073
3/10/20 9:22	-0.52	76.2	0.580	0.7614	0.031	31.4	1.407	29.35	536.16	43.62	51,389	2,978,770	0.011	0.0075
3/10/20 9:23	-0.52	75.5	0.587	0.7660	0.032	32.5	1.405	29.35	535.49	43.86	51,671	2,998,811	0.011	0.0077
3/10/20 9:24	-0.52	75.7	0.593	0.7699	0.033	33.4	1.405	29.35	535.73	44.09	51,941	3,013,187	0.012	0.0079
3/10/20 9:25	-0.52	76.1	0.598	0.7732	0.027	27.0	1.403	29.35	536.13	44.29	52,184	3,024,957	0.009	0.0080
3/10/20 9:26	-0.52	75.6	0.582	0.7629	0.034	34.1	1.403	29.35	535.63	43.69	51,465	2,986,113	0.012	0.0082
3/10/20 9:27	-0.52	75.6	0.603	0.7762	0.039	39.1	1.401	29.35	535.56	44.44	52,360	3,038,457	0.014	0.0085
3/10/20 9:28	-0.52	76.2	0.569	0.7540	0.029	29.2	1.400	29.35	536.19	43.20	50,891	2,949,721	0.010	0.0086
3/10/20 9:29	-0.52	75.8	0.591	0.7685	0.025	24.6	1.401	29.35	535.76	44.01	51,850	3,007,720	0.008	0.0088
3/10/20 9:30	-0.52	75.4	0.617	0.7854	0.031	31.3	1.400	29.35	535.41	44.97	52,975	3,074,962	0.011	0.0089
3/10/20 9:31	-0.52	76.1	0.652	0.8074	0.033	32.7	1.400	29.35	536.14	46.26	54,494	3,158,827	0.012	0.0091
3/10/20 9:32	-0.52	75.9	0.607	0.7789	0.029	28.6	1.400	29.35	535.86	44.61	52,557	3,048,170	0.010	0.0093
3/10/20 9:33	-0.52	75.4	0.596	0.7718	0.032	32.2	1.400	29.35	535.37	44.18	52,050	3,021,523	0.011	0.0095
3/10/20 9:34	-0.52	76.1	0.570	0.7552	0.026	26.3	1.400	29.35	536.13	43.26	50,969	2,954,569	0.009	0.0096
3/10/20 9:35	-0.52	75.9	0.567	0.7531	0.033	32.9	1.398	29.35	535.86	43.13	50,813	2,946,987	0.011	0.0098
3/10/20 9:36	-0.52	75.3	0.649	0.8054	0.033	33.2	1.400	29.35	535.30	46.11	54,317	3,153,549	0.012	0.0100
3/10/20 9:37	-0.52	76.1	0.571	0.7555	0.035	34.5	1.400	29.35	536.08	43.28	50,989	2,955,984	0.012	0.0102
3/10/20 9:38	-0.52	75.9	0.571	0.7559	0.031	31.4	1.400	29.35	535.94	43.30	51,009	2,957,937	0.011	0.0104
3/10/20 9:39	-0.52	75.3	0.626	0.7911	0.033	33.3	1.399	29.35	535.26	45.28	53,348	3,097,484	0.012	0.0106
3/10/20 9:40	-0.52	76.0	0.557	0.7462	0.037	37.1	1.395	29.35	536.04	42.74	50,358	2,919,586	0.012	0.0108
3/10/20 9:41	-0.52	76.0	0.597	0.7726	0.028	27.9	1.396	29.35	536.01	44.26	52,138	3,022,985	0.010	0.0110
3/10/20 9:42	-0.52	75.1	0.578	0.7602	0.030	30.3	1.396	29.35	535.12	43.51	51,259	2,976,963	0.010	0.0111
3/10/20 9:43	-0.52	76.0	0.590	0.7683	0.040	39.9	1.394	29.35	535.99	44.01	51,848	3,006,270	0.014	0.0114
3/10/20 9:44	-0.52	76.1	0.648	0.8050	0.039	39.0	1.397	29.35	536.08	46.12	54,331	3,149,777	0.014	0.0116
3/10/20 9:45	-0.52	75.2	0.577	0.7597	0.033	33.4	1.397	29.35	535.15	43.48	51,225	2,974,813	0.011	0.0118
3/10/20 9:46	-0.52	76.0	0.594	0.7707	0.038	37.6	1.395	29.35	535.98	44.15	52,009	3,015,732	0.013	0.0120
3/10/20 9:47	-0.52	76.1	0.616	0.7849	0.031	30.7	1.394	29.35	536.10	44.97	52,974	3,070,970	0.011	0.0122
3/10/20 9:48	-0.52	75.6	0.602	0.7759	0.032	32.5	1.395	29.35	535.61	44.43	52,340	3,037,021	0.011	0.0124
3/10/20 9:49	-0.52	75.9	0.561	0.7489	0.031	30.5	1.397	29.35	535.86	42.89	50,529	2,930,575	0.010	0.0125
3/10/20 9:50	-0.52	76.2	0.587	0.7661	0.033	33.0	1.399	29.35	536.15	43.89	51,706	2,997,175	0.011	0.0127
3/10/20 9:51	-0.52	75.3	0.591	0.7684	0.029	29.0	1.398	29.35	535.35	43.99	51,826	3,008,605	0.010	0.0129
3/10/20 9:52	-0.52	75.9	0.604	0.7774	0.027	27.1	1.395	29.35	535.91	44.53	52,459	3,042,208	0.009	0.0130
3/10/20 9:53	-0.52	76.4	0.640	0.7998	0.027	26.7	1.395	29.35	536.38	45.83	53,993	3,128,414	0.010	0.0132
3/10/20 9:54	-0.52	75.8	0.597	0.7727	0.033	33.1	1.395	29.35	535.82	44.25	52,133	3,023,780	0.011	0.0134
3/10/20 9:55	-0.52	75.5	0.585	0.7649	0.030	30.0	1.394	29.35	535.54	43.79	51,593	2,993,998	0.010	0.0136

Emission Calculations

Client: Medline
Location: Waukegan, IL
Source: Common Stack
Date: 3/10/2020

As: 19.635 sqft
Cp: 0.84
Barometric: 29.39 in Hg
O2: 20.58 % vol
CO2: 0.18 % vol

Clock Time	Static (in H2O)	TC (Deg F)	Raw DP (in H2O)	SQRT DP (in H2O)	EO (ppm v)	EO (ppb v)	Water (% vol)	Ps (in Hg)	Ts (deg R)	Vs (fps)	Qact (acfm)	Qstd (scfh)	EO Em (lb/hr)	EO Total (lbs)
3/10/20 9:56	-0.52	76.2	0.605	0.7779	0.028	27.8	1.392	29.35	536.17	44.57	52,506	3,043,464	0.010	0.0137
3/10/20 9:57	-0.52	75.8	0.633	0.7958	0.034	33.7	1.392	29.35	535.77	45.57	53,691	3,114,488	0.012	0.0139
3/10/20 9:58	-0.52	75.4	0.572	0.7564	0.031	31.4	1.393	29.35	535.45	43.30	51,016	2,961,068	0.011	0.0141
3/10/20 9:59	-0.52	76.1	0.595	0.7710	0.029	29.4	1.392	29.35	536.14	44.17	52,039	3,016,514	0.010	0.0143
3/10/20 10:00	-0.52	75.9	0.632	0.7949	0.032	32.0	1.392	29.35	535.93	45.53	53,636	3,110,324	0.011	0.0145
3/10/20 10:01	-0.52	75.7	0.575	0.7580	0.033	32.8	1.390	29.35	535.71	43.40	51,135	2,966,515	0.011	0.0146
3/10/20 10:02	-0.52	76.2	0.616	0.7850	0.031	30.6	1.391	29.35	536.19	44.98	52,987	3,071,175	0.011	0.0148
3/10/20 10:03	-0.52	76.5	0.636	0.7974	0.032	32.1	1.392	29.35	536.49	45.70	53,838	3,118,775	0.011	0.0150
3/10/20 10:04	-0.52	75.9	0.610	0.7808	0.039	39.3	1.391	29.35	535.85	44.72	52,681	3,055,405	0.014	0.0152
3/10/20 10:05	-0.52	76.1	0.594	0.7705	0.033	32.5	1.392	29.35	536.10	44.14	51,997	3,014,349	0.011	0.0154
3/10/20 10:06	-0.52	76.6	0.594	0.7704	0.030	29.8	1.393	29.35	536.60	44.15	52,017	3,012,701	0.010	0.0156
3/10/20 10:07	-0.52	76.4	0.591	0.7688	0.041	40.9	1.393	29.35	536.36	44.05	51,900	3,007,264	0.014	0.0158
3/10/20 10:08	-0.52	75.7	0.581	0.7620	0.037	36.8	1.390	29.35	535.69	43.63	51,405	2,982,282	0.013	0.0160
3/10/20 10:09	-0.52	76.4	0.624	0.7899	0.032	32.0	1.389	29.35	536.44	45.26	53,325	3,089,321	0.011	0.0162
3/10/20 10:10	-0.52	76.5	0.579	0.7607	0.035	35.3	1.391	29.35	536.55	43.60	51,362	2,975,026	0.012	0.0164
3/10/20 10:11	-0.52	76.0	0.552	0.7430	0.039	38.7	1.390	29.35	536.00	42.56	50,142	2,907,331	0.013	0.0167
3/10/20 10:12	-0.52	76.2	0.583	0.7635	0.036	35.9	1.388	29.35	536.20	43.74	51,531	2,986,744	0.012	0.0169
3/10/20 10:13	-0.52	76.7	0.610	0.7809	0.041	41.1	1.389	29.35	536.72	44.76	52,732	3,053,421	0.014	0.0171
3/10/20 10:14	-0.52	76.3	0.588	0.7671	0.044	43.6	1.390	29.35	536.32	43.95	51,780	3,000,485	0.015	0.0173
3/10/20 10:15	-0.52	75.6	0.642	0.8009	0.041	41.1	1.392	29.35	535.57	45.86	54,028	3,135,155	0.015	0.0176
3/10/20 10:16	-0.52	76.5	0.637	0.7981	0.045	45.3	1.393	29.35	536.46	45.73	53,879	3,121,300	0.016	0.0179
3/10/20 10:17	-0.52	76.8	0.605	0.7781	0.054	53.8	1.392	29.35	536.75	44.60	52,543	3,042,315	0.019	0.0182
3/10/20 10:18	-0.52	75.9	0.584	0.7642	0.058	57.7	1.392	29.35	535.94	43.77	51,567	2,990,335	0.020	0.0185
3/10/20 10:19	-0.52	76.2	0.587	0.7660	0.063	62.8	1.393	29.35	536.23	43.88	51,701	2,996,429	0.022	0.0189
3/10/20 10:20	-0.52	76.6	0.584	0.7645	0.062	61.7	1.392	29.35	536.63	43.81	51,618	2,989,424	0.021	0.0192
3/10/20 10:21	-0.52	76.3	0.627	0.7917	0.062	62.1	1.390	29.35	536.27	45.36	53,440	3,096,999	0.022	0.0196
3/10/20 10:22	-0.52	76.0	0.567	0.7530	0.061	60.5	1.389	29.35	535.96	43.13	50,812	2,946,417	0.020	0.0199
3/10/20 10:23	-0.52	76.2	0.598	0.7733	0.062	61.7	1.388	29.35	536.20	44.30	52,194	3,025,179	0.021	0.0203
3/10/20 10:24	-0.52	76.0	0.592	0.7692	0.076	76.4	1.389	29.35	536.03	44.06	51,910	3,009,702	0.026	0.0207
3/10/20 10:25	-0.52	75.1	0.608	0.7795	0.070	70.4	1.388	29.35	535.13	44.61	52,559	3,052,420	0.025	0.0211
3/10/20 10:26	-0.52	76.1	0.588	0.7668	0.074	73.8	1.385	29.35	536.06	43.93	51,749	3,000,176	0.025	0.0215
3/10/20 10:27	-0.52	76.2	0.634	0.7961	0.073	73.3	1.385	29.35	536.21	45.61	53,734	3,114,385	0.026	0.0220
3/10/20 10:28	-0.52	75.7	0.603	0.7765	0.076	75.7	1.383	29.35	535.73	44.46	52,384	3,038,867	0.026	0.0224
3/10/20 10:29	-0.52	76.1	0.609	0.7804	0.078	77.8	1.382	29.35	536.11	44.71	52,672	3,053,356	0.027	0.0229
3/10/20 10:30	-0.52	76.4	0.584	0.7642	0.078	77.9	1.382	29.35	536.41	43.79	51,589	2,988,953	0.027	0.0233
3/10/20 10:31	-0.52	76.3	0.577	0.7597	0.077	76.8	1.381	29.35	536.34	43.53	51,284	2,971,696	0.026	0.0237
3/10/20 10:32	-0.52	75.9	0.596	0.7720	0.083	82.8	1.380	29.35	535.86	44.21	52,090	3,021,047	0.029	0.0242
3/10/20 10:33	-0.52	76.6	0.572	0.7562	0.080	80.1	1.380	29.35	536.62	43.34	51,062	2,957,237	0.027	0.0247
3/10/20 10:34	-0.52	76.6	0.609	0.7803	0.084	84.1	1.377	29.35	536.55	44.72	52,684	3,051,579	0.029	0.0252
3/10/20 10:35	-0.52	75.6	0.594	0.7707	0.085	84.6	1.378	29.35	535.56	44.13	51,987	3,016,808	0.029	0.0256
3/10/20 10:36	-0.52	76.1	0.568	0.7534	0.085	84.6	1.379	29.35	536.05	43.16	50,842	2,947,646	0.029	0.0261
3/10/20 10:37	-0.52	76.8	0.603	0.7763	0.082	81.7	1.378	29.35	536.79	44.50	52,427	3,035,323	0.028	0.0266
3/10/20 10:38	-0.52	75.3	0.573	0.7567	0.084	84.5	1.378	29.35	535.25	43.31	51,028	2,962,815	0.029	0.0271
3/10/20 10:39	-0.52	75.8	0.613	0.7827	0.088	88.4	1.378	29.35	535.77	44.82	52,805	3,063,077	0.031	0.0276
3/10/20 10:40	-0.52	76.3	0.575	0.7586	0.089	88.7	1.377	29.35	536.31	43.46	51,203	2,967,105	0.030	0.0281
3/10/20 10:41	-0.52	75.5	0.612	0.7824	0.082	82.3	1.375	29.35	535.47	44.79	52,769	3,062,668	0.029	0.0286
3/10/20 10:42	-0.52	75.8	0.630	0.7935	0.088	88.0	1.374	29.35	535.80	45.44	53,534	3,105,182	0.031	0.0291
3/10/20 10:43	-0.52	76.2	0.562	0.7495	0.085	85.1	1.376	29.35	536.25	42.94	50,586	2,931,739	0.029	0.0296

Emission Calculations

Client: Medline
Location: Waukegan, IL
Source: Common Stack
Date: 3/10/2020

As: 19.635 sqft
Cp: 0.84
Barometric: 29.39 in Hg
O2: 20.58 % vol
CO2: 0.18 % vol

Clock Time	Static (in H2O)	TC (Deg F)	Raw DP (in H2O)	SQRT DP (in H2O)	EO (ppm v)	EO (ppb v)	Water (% vol)	Ps (in Hg)	Ts (deg R)	Vs (fps)	Qact (acfm)	Qstd (scfh)	EO Em (lb/hr)	EO Total (lbs)
3/10/20 10:44	-0.52	75.9	0.610	0.7808	0.082	82.5	1.375	29.35	535.88	44.72	52,681	3,055,239	0.029	0.0300
3/10/20 10:45	-0.52	75.4	0.611	0.7816	0.085	84.7	1.374	29.35	535.37	44.74	52,712	3,059,922	0.030	0.0305
3/10/20 10:46	-0.52	76.1	0.608	0.7799	0.082	81.6	1.371	29.35	536.13	44.68	52,632	3,051,002	0.028	0.0310
3/10/20 10:47	-0.52	76.0	0.581	0.7623	0.085	84.9	1.372	29.35	535.95	43.66	51,438	2,982,742	0.029	0.0315
3/10/20 10:48	-0.52	75.2	0.539	0.7339	0.085	84.5	1.370	29.35	535.17	42.00	49,485	2,873,691	0.028	0.0320
3/10/20 10:49	-0.52	76.0	0.567	0.7527	0.089	88.5	1.367	29.35	536.04	43.12	50,796	2,945,031	0.030	0.0325
3/10/20 10:50	-0.52	76.2	0.608	0.7799	0.080	80.5	1.368	29.35	536.16	44.68	52,633	3,050,891	0.028	0.0329
3/10/20 10:51	-0.52	75.2	0.609	0.7801	0.085	84.9	1.367	29.35	535.22	44.65	52,600	3,054,314	0.030	0.0334
3/10/20 10:52	-0.52	75.9	0.603	0.7768	0.091	90.6	1.369	29.35	535.90	44.49	52,413	3,039,568	0.031	0.0339
3/10/20 10:53	-0.52	76.1	0.554	0.7440	0.082	82.0	1.367	29.35	536.14	42.62	50,214	2,910,777	0.027	0.0344
3/10/20 10:54	-0.52	75.5	0.624	0.7901	0.075	74.7	1.368	29.35	535.50	45.24	53,293	3,092,916	0.026	0.0348
3/10/20 10:55	-0.52	75.8	0.587	0.7662	0.075	75.2	1.368	29.35	535.75	43.87	51,668	2,998,379	0.026	0.0353
3/10/20 10:56	-0.52	76.2	0.553	0.7433	0.077	76.6	1.366	29.35	536.18	42.58	50,166	2,907,776	0.025	0.0357
3/10/20 10:57	-0.52	75.8	0.605	0.7777	0.065	65.3	1.365	29.35	535.82	44.54	52,469	3,043,299	0.023	0.0361
3/10/20 10:58	-0.52	75.5	0.633	0.7957	0.062	61.8	1.363	29.35	535.51	45.56	53,672	3,114,801	0.022	0.0364
3/10/20 10:59	-0.52	76.3	0.580	0.7617	0.074	74.2	1.366	29.35	536.31	43.64	51,415	2,979,411	0.025	0.0369
3/10/20 11:00	-0.52	76.0	0.606	0.7784	0.065	64.8	1.364	29.35	536.03	44.59	52,527	3,045,447	0.023	0.0372
3/10/20 11:01	-0.52	75.2	0.565	0.7517	0.066	66.5	1.364	29.35	535.24	43.03	50,690	2,943,299	0.022	0.0376
3/10/20 11:02	-0.52	76.1	0.575	0.7586	0.058	58.2	1.364	29.35	536.07	43.45	51,190	2,967,694	0.020	0.0379
3/10/20 11:03	-0.52	76.6	0.557	0.7462	0.060	59.9	1.364	29.35	536.59	42.76	50,380	2,917,939	0.020	0.0383
3/10/20 11:04	-0.52	75.8	0.588	0.7665	0.050	49.7	1.364	29.35	535.76	43.89	51,710	2,999,617	0.017	0.0386
3/10/20 11:05	-0.52	76.5	0.597	0.7727	0.055	54.9	1.366	29.35	536.55	44.28	52,165	3,021,560	0.019	0.0389
3/10/20 11:06	-0.52	76.7	0.614	0.7835	0.059	59.3	1.366	29.35	536.66	44.91	52,904	3,063,692	0.021	0.0392
3/10/20 11:07	-0.52	75.9	0.587	0.7658	0.057	57.2	1.365	29.35	535.92	43.86	51,674	2,996,616	0.020	0.0395
3/10/20 11:08	-0.52	76.3	0.635	0.7966	0.061	61.0	1.365	29.35	536.27	45.64	53,765	3,115,808	0.022	0.0399
3/10/20 11:09	-0.52	76.8	0.567	0.7532	0.045	45.0	1.363	29.35	536.83	43.17	50,864	2,944,662	0.015	0.0402
3/10/20 11:10	-0.52	76.2	0.621	0.7882	0.047	47.5	1.364	29.35	536.16	45.15	53,193	3,083,284	0.017	0.0404
3/10/20 11:11	-0.52	76.0	0.597	0.7723	0.048	47.8	1.365	29.35	536.01	44.24	52,117	3,021,790	0.017	0.0407
3/10/20 11:12	-0.52	76.7	0.566	0.7525	0.039	38.9	1.366	29.35	536.69	43.13	50,813	2,942,466	0.013	0.0409
3/10/20 11:13	-0.52	76.5	0.608	0.7797	0.036	36.3	1.364	29.35	536.52	44.68	52,638	3,049,081	0.013	0.0411
3/10/20 11:14	-0.52	75.8	0.610	0.7811	0.047	47.4	1.364	29.35	535.77	44.73	52,696	3,056,749	0.017	0.0414
3/10/20 11:15	-0.52	76.5	0.624	0.7901	0.041	40.8	1.365	29.35	536.54	45.28	53,340	3,089,652	0.014	0.0417
3/10/20 11:16	-0.52	76.5	0.555	0.7449	0.035	34.8	1.365	29.35	536.54	42.69	50,292	2,913,100	0.012	0.0419
3/10/20 11:17	-0.52	75.7	0.651	0.8071	0.042	42.2	1.366	29.35	535.70	46.22	54,447	3,158,732	0.015	0.0421
3/10/20 11:18	-0.52	76.4	0.603	0.7763	0.032	31.6	1.366	29.35	536.36	44.48	52,405	3,036,475	0.011	0.0423
3/10/20 11:19	-0.52	76.6	0.595	0.7714	0.034	33.7	1.368	29.35	536.63	44.21	52,082	3,016,273	0.012	0.0425
3/10/20 11:20	-0.52	76.0	0.610	0.7812	0.033	32.8	1.368	29.35	536.04	44.75	52,714	3,056,232	0.011	0.0427
3/10/20 11:21	-0.52	76.3	0.596	0.7723	0.038	38.4	1.367	29.35	536.30	44.25	52,127	3,020,736	0.013	0.0429
3/10/20 11:22	-0.52	77.5	0.576	0.7592	0.038	37.5	1.367	29.35	537.50	43.55	51,303	2,966,342	0.013	0.0431
3/10/20 11:23	-0.52	76.2	0.641	0.8004	0.029	29.3	1.367	29.35	536.23	45.86	54,025	3,131,121	0.010	0.0433
3/10/20 11:24	-0.52	75.9	0.594	0.7708	0.036	36.4	1.366	29.35	535.91	44.15	52,012	3,016,272	0.013	0.0435
3/10/20 11:25	-0.52	77.0	0.582	0.7626	0.040	39.7	1.365	29.35	537.02	43.72	51,511	2,981,015	0.014	0.0437
3/10/20 11:26	-0.52	76.9	0.640	0.7999	0.034	34.2	1.367	29.35	536.90	45.85	54,021	3,126,975	0.012	0.0439
3/10/20 11:27	-0.52	75.7	0.594	0.7706	0.037	36.8	1.367	29.35	535.67	44.13	51,987	3,016,176	0.013	0.0441
3/10/20 11:28	-0.52	76.9	0.617	0.7857	0.030	30.4	1.367	29.35	536.89	45.04	53,062	3,071,544	0.011	0.0443
3/10/20 11:29	-0.52	76.7	0.636	0.7977	0.038	37.7	1.369	29.35	536.73	45.72	53,868	3,119,168	0.013	0.0445
3/10/20 11:30	-0.52	75.9	0.615	0.7841	0.033	32.5	1.369	29.35	535.89	44.91	52,905	3,068,182	0.011	0.0447
3/10/20 11:31	-0.52	76.6	0.633	0.7956	0.036	36.0	1.367	29.35	536.62	45.60	53,719	3,111,121	0.013	0.0449

Emission Calculations

Client: Medline
Location: Waukegan, IL
Source: Common Stack
Date: 3/10/2020

As: 19.635 sqft
Cp: 0.84
Barometric: 29.39 in Hg
O2: 20.58 % vol
CO2: 0.18 % vol

Clock Time	Static (in H2O)	TC (Deg F)	Raw DP (in H2O)	SQRT DP (in H2O)	EO (ppm v)	EO (ppb v)	Water (% vol)	Ps (in Hg)	Ts (deg R)	Vs (fps)	Qact (acfm)	Qstd (scfh)	EO Em (lb/hr)	EO Total (lbs)
3/10/20 11:32	-0.52	77.1	0.685	0.8277	0.032	32.0	1.366	29.35	537.08	47.46	55,910	3,235,242	0.012	0.0451
3/10/20 11:33	-0.52	76.5	0.626	0.7913	0.025	25.1	1.366	29.35	536.50	45.35	53,423	3,094,716	0.009	0.0453
3/10/20 11:34	-0.52	76.4	0.596	0.7717	0.038	37.8	1.369	29.35	536.39	44.22	52,092	3,018,215	0.013	0.0455
3/10/20 11:35	-0.52	77.0	0.589	0.7675	0.032	32.2	1.368	29.35	537.03	44.00	51,838	2,999,920	0.011	0.0457
3/10/20 11:36	-0.52	76.8	0.597	0.7727	0.050	49.8	1.369	29.35	536.81	44.29	52,183	3,021,089	0.017	0.0460
3/10/20 11:37	-0.52	76.1	0.651	0.8070	0.035	35.1	1.365	29.35	536.12	46.23	54,464	3,157,237	0.013	0.0462
3/10/20 11:38	-0.52	77.0	0.626	0.7913	0.020	19.5	1.365	29.35	536.96	45.37	53,446	3,093,373	0.007	0.0463
3/10/20 11:39	-0.52	77.0	0.628	0.7927	0.021	21.2	1.369	29.35	536.96	45.45	53,540	3,098,821	0.007	0.0464
3/10/20 11:40	-0.52	76.0	0.599	0.7742	0.021	20.8	1.370	29.35	536.04	44.35	52,246	3,029,076	0.007	0.0465
3/10/20 11:41	-0.52	76.7	0.577	0.7593	0.037	36.6	1.370	29.35	536.72	43.52	51,275	2,969,032	0.012	0.0467
3/10/20 11:42	-0.52	77.1	0.631	0.7945	0.016	16.5	1.373	29.35	537.09	45.55	53,667	3,105,371	0.006	0.0468
3/10/20 11:43	-0.52	76.5	0.590	0.7683	0.032	32.4	1.374	29.35	536.50	44.03	51,870	3,004,750	0.011	0.0470
3/10/20 11:44	-0.52	76.4	0.578	0.7603	0.022	21.6	1.375	29.35	536.45	43.57	51,325	2,973,420	0.007	0.0472
3/10/20 11:45	-0.52	77.1	0.583	0.7633	0.022	22.4	1.371	29.35	537.08	43.77	51,563	2,983,712	0.008	0.0473
3/10/20 11:46	-0.52	76.7	0.623	0.7893	0.024	24.2	1.370	29.35	536.74	45.24	53,299	3,086,109	0.009	0.0474
3/10/20 11:47	-0.52	76.2	0.630	0.7937	0.030	30.1	1.371	29.35	536.15	45.47	53,568	3,105,118	0.011	0.0476
3/10/20 11:48	-0.52	76.9	0.601	0.7749	0.023	22.6	1.371	29.35	536.94	44.43	52,338	3,029,322	0.008	0.0477
3/10/20 11:49	-0.52	77.0	0.606	0.7787	0.018	18.3	1.372	29.35	536.99	44.64	52,592	3,043,781	0.006	0.0478
3/10/20 11:50	-0.52	76.1	0.614	0.7833	0.021	21.1	1.372	29.35	536.09	44.87	52,864	3,064,609	0.007	0.0480
3/10/20 11:51	-0.52	76.8	0.604	0.7771	0.025	24.5	1.371	29.35	536.76	44.54	52,477	3,038,393	0.009	0.0481
3/10/20 11:52	-0.52	77.1	0.624	0.7902	0.011	10.9	1.372	29.35	537.08	45.31	53,376	3,088,627	0.004	0.0482
3/10/20 11:53	-0.52	76.7	0.633	0.7958	0.011	11.3	1.376	29.35	536.68	45.61	53,735	3,111,741	0.004	0.0482
3/10/20 11:54	-0.52	77.2	0.575	0.7582	0.019	18.9	1.375	29.35	537.24	43.48	51,220	2,962,983	0.006	0.0483
3/10/20 11:55	-0.52	77.5	0.591	0.7686	0.031	30.8	1.377	29.35	537.49	44.08	51,936	3,003,012	0.011	0.0485
3/10/20 11:56	-0.52	76.5	0.632	0.7947	0.013	13.1	1.378	29.35	536.47	45.54	53,649	3,107,939	0.005	0.0486
3/10/20 11:57	-0.52	77.4	0.627	0.7919	0.014	13.9	1.377	29.35	537.42	45.42	53,509	3,094,337	0.005	0.0487
3/10/20 11:58	-0.52	77.2	0.591	0.7686	0.023	22.8	1.380	29.35	537.24	44.07	51,924	3,003,722	0.008	0.0488
3/10/20 11:59	-0.52	76.8	0.619	0.7866	0.019	18.7	1.380	29.35	536.83	45.09	53,120	3,075,250	0.007	0.0489
3/10/20 12:00	-0.52	77.6	0.617	0.7852	0.022	22.0	1.379	29.35	537.56	45.04	53,061	3,067,704	0.008	0.0490
3/10/20 12:01	-0.52	76.9	0.636	0.7977	0.006	6.4	1.379	29.35	536.91	45.73	53,879	3,118,692	0.002	0.0491
3/10/20 12:02	-0.52	76.9	0.588	0.7669	0.017	16.8	1.381	29.35	536.91	43.96	51,794	2,998,027	0.006	0.0492
3/10/20 12:03	-0.52	77.5	0.603	0.7768	0.020	20.1	1.384	29.35	537.49	44.56	52,492	3,035,161	0.007	0.0493
3/10/20 12:04	-0.52	77.1	0.558	0.7469	0.013	13.3	1.384	29.35	537.11	42.82	50,452	2,919,237	0.004	0.0494
3/10/20 12:05	-0.52	77.1	0.582	0.7630	0.017	16.8	1.385	29.35	537.12	43.75	51,544	2,982,374	0.006	0.0495
3/10/20 12:06	-0.52	78.0	0.657	0.8107	0.031	30.8	1.383	29.35	537.96	46.52	54,810	3,166,429	0.011	0.0497
3/10/20 12:07	-0.52	77.6	0.623	0.7896	0.030	29.7	1.384	29.35	537.63	45.29	53,362	3,084,646	0.010	0.0498
3/10/20 12:08	-0.52	77.3	0.643	0.8017	0.035	35.3	1.386	29.35	537.26	45.98	54,167	3,133,369	0.013	0.0500
3/10/20 12:09	-0.52	77.5	0.594	0.7706	0.033	32.6	1.388	29.35	537.53	44.21	52,080	3,011,064	0.011	0.0502
3/10/20 12:10	-0.52	77.0	0.601	0.7755	0.027	27.3	1.386	29.35	536.99	44.46	52,381	3,031,539	0.009	0.0504
3/10/20 12:11	-0.52	77.3	0.591	0.7686	0.023	23.4	1.385	29.35	537.27	44.08	51,930	3,003,915	0.008	0.0505
3/10/20 12:12	-0.52	77.9	0.626	0.7913	0.019	19.4	1.386	29.35	537.90	45.40	53,491	3,090,557	0.007	0.0506
3/10/20 12:13	-0.52	77.7	0.583	0.7636	0.018	17.8	1.388	29.35	537.71	43.81	51,612	2,983,085	0.006	0.0507
3/10/20 12:14	-0.52	77.1	0.647	0.8041	0.011	10.8	1.390	29.35	537.06	46.10	54,313	3,142,980	0.004	0.0508
3/10/20 12:15	-0.52	77.9	0.632	0.7947	0.022	22.1	1.392	29.35	537.88	45.60	53,721	3,103,935	0.008	0.0509
3/10/20 12:16	-0.52	77.8	0.633	0.7957	0.019	19.4	1.390	29.35	537.85	45.66	53,791	3,108,195	0.007	0.0510
3/10/20 12:17	-0.52	76.9	0.640	0.8002	0.019	19.3	1.391	29.35	536.91	45.87	54,045	3,128,317	0.007	0.0512
3/10/20 12:18	-0.52	77.7	0.593	0.7703	0.029	29.4	1.394	29.35	537.73	44.19	52,064	3,009,021	0.010	0.0513
3/10/20 12:19	-0.52	77.9	0.635	0.7969	0.021	20.5	1.394	29.35	537.89	45.73	53,870	3,112,498	0.007	0.0514

Emission Calculations

Client: Medline
Location: Waukegan, IL
Source: Common Stack
Date: 3/10/2020

As: 19.635 sqft
Cp: 0.84
Barometric: 29.39 in Hg
O2: 20.58 % vol
CO2: 0.18 % vol

Clock Time	Static (in H2O)	TC (Deg F)	Raw DP (in H2O)	SQRT DP (in H2O)	EO (ppm v)	EO (ppb v)	Water (% vol)	Ps (in Hg)	Ts (deg R)	Vs (fps)	Qact (acfm)	Qstd (scfh)	EO Em (lb/hr)	EO Total (lbs)
3/10/20 12:20	-0.52	77.0	0.626	0.7910	0.022	22.5	1.392	29.35	536.96	45.35	53,428	3,092,305	0.008	0.0516
3/10/20 12:21	-0.52	77.7	0.601	0.7755	0.017	17.2	1.389	29.35	537.71	44.49	52,416	3,029,531	0.006	0.0517
3/10/20 12:22	-0.52	77.9	0.615	0.7839	0.017	17.3	1.389	29.35	537.90	44.98	52,993	3,061,814	0.006	0.0518
3/10/20 12:23	-0.52	77.4	0.584	0.7643	0.011	10.9	1.389	29.35	537.42	43.84	51,643	2,986,451	0.004	0.0518
3/10/20 12:24	-0.52	78.1	0.587	0.7664	0.020	19.8	1.392	29.35	538.06	43.99	51,820	2,993,091	0.007	0.0520
3/10/20 12:25	-0.52	78.4	0.568	0.7539	0.026	25.6	1.393	29.35	538.41	43.28	50,991	2,943,352	0.009	0.0521
3/10/20 12:26	-0.52	77.8	0.625	0.7908	0.028	28.0	1.394	29.35	537.82	45.38	53,458	3,089,092	0.010	0.0523
3/10/20 12:27	-0.52	77.8	0.640	0.7999	0.024	24.3	1.395	29.35	537.76	45.89	54,067	3,124,637	0.009	0.0524
3/10/20 12:28	-0.52	78.4	0.616	0.7850	0.022	22.3	1.397	29.35	538.36	45.07	53,094	3,065,028	0.008	0.0525
3/10/20 12:29	-0.52	78.1	0.624	0.7896	0.023	22.6	1.400	29.35	538.10	45.32	53,391	3,083,638	0.008	0.0527
3/10/20 12:30	-0.52	77.4	0.612	0.7824	0.011	10.9	1.398	29.35	537.36	44.88	52,868	3,057,651	0.004	0.0527
3/10/20 12:31	-0.52	78.2	0.628	0.7927	0.010	10.2	1.396	29.35	538.21	45.50	53,601	3,095,155	0.004	0.0528
3/10/20 12:32	-0.52	78.3	0.601	0.7752	0.014	14.3	1.397	29.35	538.31	44.50	52,424	3,026,621	0.005	0.0529
3/10/20 12:33	-0.52	77.5	0.608	0.7798	0.024	23.7	1.401	29.35	537.52	44.73	52,699	3,046,945	0.008	0.0530
3/10/20 12:34	-0.52	78.0	0.600	0.7748	0.035	35.5	1.401	29.35	537.97	44.46	52,382	3,026,106	0.012	0.0532
3/10/20 12:35	-0.52	78.4	0.600	0.7745	0.025	25.1	1.398	29.35	538.37	44.46	52,379	3,023,691	0.009	0.0534
3/10/20 12:36	-0.52	77.9	0.612	0.7822	0.022	22.3	1.398	29.35	537.92	44.88	52,879	3,055,060	0.008	0.0535
3/10/20 12:37	-0.52	77.6	0.602	0.7756	0.016	16.5	1.402	29.35	537.59	44.50	52,420	3,030,438	0.006	0.0536
3/10/20 12:38	-0.52	78.3	0.548	0.7404	0.017	16.9	1.406	29.35	538.32	42.50	50,074	2,890,881	0.006	0.0537
3/10/20 12:39	-0.52	78.6	0.617	0.7855	0.019	19.5	1.407	29.35	538.64	45.11	53,139	3,066,030	0.007	0.0538
3/10/20 12:40	-0.52	77.3	0.645	0.8029	0.017	16.9	1.408	29.35	537.30	46.05	54,247	3,137,755	0.006	0.0539
3/10/20 12:41	-0.52	78.2	0.604	0.7773	0.019	18.7	1.406	29.35	538.17	44.62	52,562	3,035,380	0.006	0.0540
3/10/20 12:42	-0.52	78.8	0.626	0.7915	0.025	25.0	1.404	29.35	538.82	45.46	53,551	3,088,768	0.009	0.0542
3/10/20 12:43	-0.52	78.5	0.641	0.8006	0.032	32.3	1.403	29.35	538.50	45.97	54,151	3,125,218	0.012	0.0543
3/10/20 12:44	-0.52	77.8	0.615	0.7843	0.029	29.0	1.400	29.35	537.80	45.00	53,019	3,063,907	0.010	0.0545
3/10/20 12:45	-0.52	78.5	0.598	0.7733	0.036	36.5	1.396	29.35	538.51	44.40	52,307	3,018,753	0.013	0.0547
3/10/20 12:46	-0.52	78.4	0.556	0.7453	0.037	37.5	1.394	29.35	538.41	42.79	50,409	2,909,758	0.012	0.0549
3/10/20 12:47	-0.52	78.1	0.582	0.7632	0.035	35.3	1.394	29.35	538.10	43.80	51,601	2,980,220	0.012	0.0551
3/10/20 12:48	-0.52	78.1	0.583	0.7636	0.032	32.0	1.398	29.35	538.13	43.83	51,633	2,981,971	0.011	0.0553
3/10/20 12:49	-0.52	78.7	0.621	0.7879	0.026	26.0	1.403	29.35	538.74	45.25	53,307	3,075,137	0.009	0.0555
3/10/20 12:50	-0.52	78.8	0.624	0.7898	0.016	16.2	1.404	29.35	538.77	45.36	53,437	3,082,484	0.006	0.0556
3/10/20 12:51	-0.52	77.8	0.661	0.8127	0.022	22.0	1.401	29.35	537.83	46.63	54,938	3,174,624	0.008	0.0557
3/10/20 12:52	-0.52	77.9	0.652	0.8072	0.022	21.8	1.402	29.35	537.88	46.32	54,566	3,152,770	0.008	0.0558
3/10/20 12:53	-0.52	78.4	0.620	0.7875	0.028	28.2	1.405	29.35	538.41	45.21	53,265	3,074,613	0.010	0.0560
3/10/20 12:54	-0.52	78.4	0.629	0.7933	0.029	29.1	1.409	29.35	538.42	45.55	53,660	3,097,331	0.010	0.0562
3/10/20 12:55	-0.52	77.8	0.615	0.7843	0.006	5.6	1.412	29.35	537.79	45.00	53,020	3,063,991	0.002	0.0562
3/10/20 12:56	-0.52	78.3	0.580	0.7613	0.017	16.8	1.412	29.35	538.29	43.70	51,487	2,972,645	0.006	0.0563
3/10/20 12:57	-0.52	78.2	0.599	0.7738	0.025	25.3	1.409	29.35	538.25	44.42	52,331	3,021,572	0.009	0.0564
3/10/20 12:58	-0.52	77.8	0.601	0.7753	0.029	28.9	1.409	29.35	537.80	44.49	52,409	3,028,635	0.010	0.0566
3/10/20 12:59	-0.52	78.4	0.614	0.7835	0.023	23.1	1.408	29.35	538.37	44.98	52,992	3,059,084	0.008	0.0567
3/10/20 13:00	-0.52	78.9	0.582	0.7631	0.028	28.1	1.409	29.35	538.86	43.83	51,634	2,977,973	0.010	0.0569
3/10/20 13:01	-0.52	78.7	0.610	0.7810	0.017	16.9	1.410	29.35	538.69	44.85	52,836	3,048,199	0.006	0.0570
3/10/20 13:02	-0.52	78.0	0.626	0.7909	0.037	37.5	1.407	29.35	537.97	45.39	53,475	3,089,235	0.013	0.0572
3/10/20 13:03	-0.52	78.4	0.607	0.7788	0.032	31.5	1.406	29.35	538.43	44.71	52,675	3,040,421	0.011	0.0574
3/10/20 13:04	-0.52	78.8	0.615	0.7842	0.039	38.7	1.406	29.35	538.82	45.04	53,062	3,060,522	0.014	0.0576
3/10/20 13:05	-0.52	78.5	0.601	0.7749	0.033	32.5	1.409	29.35	538.45	44.49	52,415	3,025,282	0.011	0.0578
3/10/20 13:06	-0.52	78.0	0.611	0.7818	0.022	21.8	1.414	29.35	538.02	44.87	52,859	3,053,373	0.008	0.0579
3/10/20 13:07	-0.52	78.8	0.624	0.7897	0.019	18.8	1.416	29.35	538.81	45.36	53,436	3,082,190	0.007	0.0581

Emission Calculations

Client: Medline
Location: Waukegan, IL
Source: Common Stack
Date: 3/10/2020

As: 19.635 sqft
Cp: 0.84
Barometric: 29.39 in Hg
O2: 20.58 % vol
CO2: 0.18 % vol

Clock Time	Static (in H2O)	TC (Deg F)	Raw DP (in H2O)	SQRT DP (in H2O)	EO (ppm v)	EO (ppb v)	Water (% vol)	Ps (in Hg)	Ts (deg R)	Vs (fps)	Qact (acfm)	Qstd (scfh)	EO Em (lb/hr)	EO Total (lbs)
3/10/20 13:08	-0.52	78.7	0.582	0.7627	0.012	12.2	1.416	29.35	538.66	43.80	51,598	2,977,033	0.004	0.0581
3/10/20 13:09	-0.52	77.8	0.638	0.7989	0.020	19.7	1.414	29.35	537.77	45.84	54,002	3,120,799	0.007	0.0582
3/10/20 13:10	-0.52	78.6	0.594	0.7708	0.019	19.0	1.412	29.35	538.58	44.26	52,141	3,008,787	0.007	0.0583
3/10/20 13:11	-0.52	78.8	0.597	0.7727	0.021	21.3	1.410	29.35	538.79	44.38	52,279	3,015,501	0.007	0.0585
3/10/20 13:12	-0.52	78.2	0.616	0.7849	0.024	23.8	1.410	29.35	538.20	45.05	53,079	3,065,058	0.008	0.0586
3/10/20 13:13	-0.52	78.3	0.609	0.7804	0.031	30.8	1.409	29.35	538.26	44.80	52,775	3,047,170	0.011	0.0588
3/10/20 13:14	-0.52	78.8	0.616	0.7850	0.019	19.3	1.412	29.35	538.81	45.08	53,114	3,063,586	0.007	0.0589
3/10/20 13:15	-0.52	78.6	0.639	0.7991	0.016	15.9	1.414	29.35	538.64	45.89	54,062	3,119,283	0.006	0.0590
3/10/20 13:16	-0.52	77.8	0.626	0.7910	0.014	14.4	1.413	29.35	537.81	45.39	53,472	3,089,981	0.005	0.0591
3/10/20 13:17	-0.52	78.6	0.584	0.7645	0.015	15.5	1.413	29.35	538.58	43.90	51,714	2,984,124	0.005	0.0592
3/10/20 13:18	-0.52	78.9	0.610	0.7813	0.026	25.9	1.415	29.35	538.87	44.87	52,866	3,048,983	0.009	0.0593
3/10/20 13:19	-0.52	78.4	0.594	0.7707	0.018	18.3	1.415	29.35	538.43	44.25	52,130	3,008,968	0.006	0.0594
3/10/20 13:20	-0.52	77.8	0.571	0.7558	0.016	16.1	1.410	29.35	537.83	43.37	51,091	2,952,258	0.005	0.0595
3/10/20 13:21	-0.52	79.1	0.616	0.7848	0.017	17.3	1.411	29.35	539.07	45.08	53,113	3,062,100	0.006	0.0596
3/10/20 13:22	-0.52	79.5	0.598	0.7736	0.018	18.1	1.417	29.35	539.47	44.46	52,374	3,017,177	0.006	0.0597
3/10/20 13:23	-0.52	79.0	0.628	0.7923	0.008	8.0	1.416	29.35	539.03	45.52	53,623	3,091,679	0.003	0.0598
3/10/20 13:24	-0.52	77.9	0.575	0.7586	0.021	20.8	1.415	29.35	537.91	43.53	51,282	2,962,918	0.007	0.0599
3/10/20 13:25	-0.52	78.6	0.584	0.7643	0.018	18.3	1.411	29.35	538.62	43.89	51,702	2,983,244	0.006	0.0600
3/10/20 13:26	-0.52	79.3	0.606	0.7784	0.021	20.7	1.412	29.35	539.32	44.73	52,693	3,036,424	0.007	0.0601
3/10/20 13:27	-0.52	78.5	0.613	0.7830	0.012	12.4	1.416	29.35	538.49	44.96	52,964	3,056,801	0.004	0.0602
3/10/20 13:28	-0.52	78.0	0.609	0.7804	0.017	17.4	1.415	29.35	538.00	44.79	52,767	3,048,189	0.006	0.0603
3/10/20 13:29	-0.52	79.1	0.569	0.7543	0.010	10.0	1.414	29.35	539.07	43.33	51,051	2,943,216	0.003	0.0603
3/10/20 13:30	-0.52	79.7	0.572	0.7564	0.012	12.5	1.413	29.35	539.74	43.48	51,227	2,949,622	0.004	0.0604
3/10/20 13:31	-0.52	78.7	0.611	0.7818	0.013	13.5	1.414	29.35	538.73	44.90	52,894	3,051,368	0.005	0.0605
3/10/20 13:32	-0.52	78.0	0.598	0.7731	0.022	22.5	1.413	29.35	538.02	44.37	52,272	3,019,461	0.008	0.0606
3/10/20 13:33	-0.52	78.8	0.554	0.7441	0.015	14.8	1.413	29.35	538.79	42.74	50,347	2,904,120	0.005	0.0607
3/10/20 13:34	-0.52	78.8	0.609	0.7802	0.017	16.6	1.414	29.35	538.75	44.81	52,787	3,045,047	0.006	0.0608
3/10/20 13:35	-0.52	77.8	0.602	0.7759	0.008	8.1	1.413	29.35	537.84	44.52	52,451	3,030,797	0.003	0.0608
3/10/20 13:36	-0.52	78.6	0.616	0.7849	0.009	8.7	1.411	29.35	538.57	45.07	53,098	3,064,002	0.003	0.0609
3/10/20 13:37	-0.52	78.9	0.608	0.7795	0.015	14.7	1.415	29.35	538.86	44.77	52,744	3,041,999	0.005	0.0610
3/10/20 13:38	-0.52	78.4	0.650	0.8061	0.011	11.5	1.417	29.35	538.43	46.28	54,524	3,147,121	0.004	0.0610
3/10/20 13:39	-0.52	78.7	0.567	0.7529	0.011	11.0	1.419	29.35	538.69	43.24	50,940	2,938,829	0.004	0.0611
3/10/20 13:40	-0.52	79.3	0.592	0.7692	0.012	11.8	1.418	29.35	539.34	44.20	52,073	3,000,615	0.004	0.0612
3/10/20 13:41	-0.52	79.1	0.594	0.7706	0.016	15.6	1.414	29.35	539.10	44.27	52,158	3,006,846	0.005	0.0613
3/10/20 13:42	-0.52	77.8	0.576	0.7591	0.011	11.2	1.412	29.35	537.81	43.56	51,317	2,965,493	0.004	0.0613
3/10/20 13:43	-0.52	78.6	0.601	0.7752	0.012	12.2	1.410	29.35	538.58	44.51	52,439	3,025,932	0.004	0.0614
3/10/20 13:44	-0.52	79.2	0.626	0.7910	0.029	29.5	1.408	29.35	539.21	45.45	53,541	3,085,934	0.010	0.0616
3/10/20 13:45	-0.52	78.2	0.604	0.7770	0.016	16.4	1.413	29.35	538.17	44.60	52,545	3,034,415	0.006	0.0617
3/10/20 13:46	-0.52	78.7	0.602	0.7761	0.009	9.1	1.419	29.35	538.73	44.57	52,508	3,029,088	0.003	0.0617
3/10/20 13:47	-0.52	79.3	0.623	0.7891	0.014	14.2	1.419	29.35	539.29	45.34	53,418	3,078,363	0.005	0.0618
3/10/20 13:48	-0.52	78.5	0.592	0.7695	0.019	19.3	1.417	29.35	538.53	44.18	52,051	3,003,885	0.007	0.0619
3/10/20 13:49	-0.52	78.0	0.597	0.7725	0.018	17.9	1.415	29.35	538.03	44.33	52,229	3,016,929	0.006	0.0620
3/10/20 13:50	-0.52	78.8	0.582	0.7629	0.014	14.4	1.413	29.35	538.84	43.82	51,620	2,977,280	0.005	0.0621
3/10/20 13:51	-0.52	78.8	0.596	0.7723	0.015	14.7	1.410	29.35	538.84	44.35	52,254	3,013,872	0.005	0.0622
3/10/20 13:52	-0.52	78.4	0.582	0.7628	0.016	16.5	1.410	29.35	538.38	43.79	51,589	2,978,012	0.006	0.0623
3/10/20 13:53	-0.52	78.9	0.588	0.7665	0.014	14.0	1.411	29.35	538.90	44.03	51,866	2,991,134	0.005	0.0624
3/10/20 13:54	-0.52	79.3	0.630	0.7934	0.015	15.2	1.410	29.35	539.31	45.59	53,708	3,095,020	0.005	0.0624
3/10/20 13:55	-0.52	78.3	0.583	0.7632	0.034	33.7	1.408	29.35	538.33	43.81	51,617	2,979,940	0.011	0.0626

Emission Calculations

Client: Medline
Location: Waukegan, IL
Source: Common Stack
Date: 3/10/2020

As: 19.635 sqft
Cp: 0.84
Barometric: 29.39 in Hg
O2: 20.58 % vol
CO2: 0.18 % vol

Clock Time	Static (in H2O)	TC (Deg F)	Raw DP (in H2O)	SQRT DP (in H2O)	EO (ppm v)	EO (ppb v)	Water (% vol)	Ps (in Hg)	Ts (deg R)	Vs (fps)	Qact (acfm)	Qstd (scfh)	EO Em (lb/hr)	EO Total (lbs)
3/10/20 13:56	-0.52	78.2	0.587	0.7660	0.026	26.2	1.405	29.35	538.16	43.96	51,795	2,991,119	0.009	0.0628
3/10/20 13:57	-0.52	78.8	0.577	0.7595	0.034	33.9	1.406	29.35	538.80	43.62	51,387	2,964,008	0.011	0.0630
3/10/20 13:58	-0.52	79.0	0.572	0.7562	0.029	28.7	1.407	29.35	538.97	43.44	51,176	2,950,927	0.010	0.0631
3/10/20 13:59	-0.52	77.9	0.604	0.7774	0.036	36.0	1.406	29.35	537.91	44.61	52,554	3,036,356	0.013	0.0633
3/10/20 14:00	-0.52	78.5	0.603	0.7768	0.037	36.5	1.404	29.35	538.49	44.60	52,543	3,032,462	0.013	0.0636
3/10/20 14:01	-0.52	79.0	0.661	0.8132	0.034	33.6	1.403	29.35	539.02	46.71	55,033	3,173,044	0.012	0.0638
3/10/20 14:02	-0.52	79.1	0.591	0.7686	0.034	33.6	1.409	29.35	539.09	44.16	52,021	2,998,984	0.012	0.0639
3/10/20 14:03	-0.52	78.3	0.625	0.7904	0.027	26.9	1.409	29.35	538.35	45.38	53,460	3,086,192	0.009	0.0641
3/10/20 14:04	-0.52	79.1	0.570	0.7552	0.032	32.5	1.406	29.35	539.05	43.38	51,108	2,946,572	0.011	0.0643
3/10/20 14:05	-0.52	79.3	0.554	0.7440	0.032	32.2	1.407	29.35	539.29	42.75	50,366	2,902,476	0.011	0.0645
3/10/20 14:06	-0.52	78.6	0.603	0.7763	0.024	23.7	1.409	29.35	538.57	44.58	52,517	3,030,495	0.008	0.0646
3/10/20 14:07	-0.52	78.7	0.595	0.7716	0.021	21.4	1.411	29.35	538.73	44.31	52,206	3,011,637	0.007	0.0647
3/10/20 14:08	-0.52	79.3	0.648	0.8049	0.014	14.2	1.411	29.35	539.27	46.25	54,482	3,139,790	0.005	0.0648
3/10/20 14:09	-0.52	78.6	0.630	0.7935	0.011	11.1	1.409	29.35	538.56	45.56	53,680	3,097,645	0.004	0.0649
3/10/20 14:10	-0.52	78.3	0.592	0.7693	0.027	27.4	1.410	29.35	538.33	44.16	52,028	3,003,645	0.009	0.0650
3/10/20 14:11	-0.52	79.3	0.622	0.7885	0.017	16.9	1.414	29.35	539.28	45.31	53,374	3,075,880	0.006	0.0651
3/10/20 14:12	-0.52	79.3	0.589	0.7675	0.017	17.3	1.416	29.35	539.30	44.10	51,956	2,994,130	0.006	0.0652
3/10/20 14:13	-0.52	78.5	0.596	0.7719	0.021	21.3	1.417	29.35	538.54	44.32	52,215	3,013,218	0.007	0.0654
3/10/20 14:14	-0.52	78.8	0.580	0.7618	0.019	19.2	1.413	29.35	538.79	43.75	51,547	2,973,323	0.007	0.0655
3/10/20 14:15	-0.52	79.3	0.599	0.7741	0.019	19.4	1.413	29.35	539.29	44.48	52,400	3,019,675	0.007	0.0656
3/10/20 14:16	-0.52	78.9	0.571	0.7556	0.026	25.5	1.411	29.35	538.88	43.40	51,127	2,948,634	0.009	0.0657
3/10/20 14:17	-0.52	78.5	0.560	0.7482	0.021	21.4	1.413	29.35	538.53	42.96	50,612	2,920,775	0.007	0.0658
3/10/20 14:18	-0.52	79.4	0.625	0.7905	0.019	19.3	1.412	29.35	539.43	45.43	53,518	3,083,344	0.007	0.0660
3/10/20 14:19	-0.52	79.1	0.614	0.7836	0.026	25.6	1.412	29.35	539.07	45.02	53,036	3,057,616	0.009	0.0661
3/10/20 14:20	-0.52	78.2	0.634	0.7961	0.023	23.3	1.412	29.35	538.19	45.69	53,831	3,108,576	0.008	0.0662
3/10/20 14:21	-0.52	79.0	0.577	0.7598	0.023	23.2	1.411	29.35	539.01	43.65	51,419	2,964,743	0.008	0.0664
3/10/20 14:22	-0.52	79.4	0.600	0.7747	0.021	20.7	1.413	29.35	539.36	44.51	52,442	3,021,770	0.007	0.0665
3/10/20 14:23	-0.52	78.9	0.627	0.7915	0.018	17.7	1.414	29.35	538.94	45.47	53,563	3,088,709	0.006	0.0666
3/10/20 14:24	-0.52	78.7	0.594	0.7705	0.024	24.1	1.413	29.35	538.72	44.25	52,126	3,007,140	0.008	0.0667
3/10/20 14:25	-0.52	79.3	0.625	0.7903	0.024	24.3	1.412	29.35	539.29	45.41	53,494	3,082,764	0.009	0.0669
3/10/20 14:26	-0.52	79.1	0.592	0.7692	0.022	21.7	1.412	29.35	539.10	44.19	52,061	3,001,257	0.007	0.0670
3/10/20 14:27	-0.52	78.4	0.640	0.8002	0.017	17.5	1.413	29.35	538.35	45.94	54,119	3,124,251	0.006	0.0671
3/10/20 14:28	-0.52	79.4	0.551	0.7421	0.018	18.3	1.412	29.35	539.35	42.64	50,237	2,894,731	0.006	0.0672
3/10/20 14:29	-0.52	79.2	0.636	0.7976	0.024	24.1	1.410	29.35	539.21	45.82	53,984	3,111,492	0.009	0.0673
3/10/20 14:30	-0.52	78.4	0.593	0.7698	0.020	20.1	1.409	29.35	538.44	44.20	52,069	3,005,352	0.007	0.0675
3/10/20 14:31	-0.52	79.0	0.618	0.7859	0.030	30.3	1.410	29.35	539.04	45.14	53,185	3,066,393	0.011	0.0676
3/10/20 14:32	-0.52	79.3	0.636	0.7975	0.019	18.9	1.411	29.35	539.31	45.82	53,985	3,110,948	0.007	0.0678
3/10/20 14:33	-0.52	79.5	0.608	0.7796	0.018	18.1	1.410	29.35	539.53	44.80	52,781	3,040,328	0.006	0.0679
3/10/20 14:34	-0.52	78.8	0.571	0.7555	0.021	20.8	1.408	29.35	538.76	43.39	51,117	2,948,674	0.007	0.0680
3/10/20 14:35	-0.52	78.9	0.626	0.7911	0.035	35.0	1.409	29.35	538.91	45.44	53,535	3,087,284	0.012	0.0682
3/10/20 14:36	-0.52	79.8	0.611	0.7815	0.039	38.9	1.411	29.35	539.83	44.92	52,926	3,046,982	0.014	0.0684
3/10/20 14:37	-0.52	79.2	0.609	0.7803	0.020	19.7	1.413	29.35	539.25	44.83	52,820	3,044,144	0.007	0.0685
3/10/20 14:38	-0.52	79.1	0.619	0.7869	0.024	24.3	1.413	29.35	539.10	45.21	53,257	3,070,194	0.009	0.0687
3/10/20 14:39	-0.52	79.2	0.601	0.7753	0.023	23.1	1.409	29.35	539.24	44.55	52,480	3,024,587	0.008	0.0688
3/10/20 14:40	-0.52	79.5	0.608	0.7797	0.038	38.5	1.410	29.35	539.48	44.81	52,792	3,041,229	0.013	0.0690
3/10/20 14:41	-0.52	78.3	0.600	0.7747	0.020	19.5	1.413	29.35	538.26	44.47	52,393	3,025,105	0.007	0.0691
3/10/20 14:42	-0.52	79.1	0.624	0.7899	0.024	24.3	1.415	29.35	539.07	45.38	53,458	3,081,941	0.009	0.0693
3/10/20 14:43	-0.52	79.3	0.572	0.7562	0.028	27.5	1.415	29.35	539.30	43.45	51,188	2,949,823	0.009	0.0694

Emission Calculations

Client: Medline
Location: Waukegan, IL
Source: Common Stack
Date: 3/10/2020

As: 19.635 sqft
Cp: 0.84
Barometric: 29.39 in Hg
O2: 20.58 % vol
CO2: 0.18 % vol

Clock Time	Static (in H2O)	TC (Deg F)	Raw DP (in H2O)	SQRT DP (in H2O)	EO (ppm v)	EO (ppb v)	Water (% vol)	Ps (in Hg)	Ts (deg R)	Vs (fps)	Qact (acfm)	Qstd (scfh)	EO Em (lb/hr)	EO Total (lbs)
3/10/20 14:44	-0.52	78.8	0.573	0.7567	0.029	29.1	1.409	29.35	538.79	43.46	51,199	2,953,250	0.010	0.0696
3/10/20 14:45	-0.52	79.1	0.592	0.7695	0.046	46.0	1.408	29.35	539.12	44.21	52,079	3,002,194	0.016	0.0699
3/10/20 14:46	-0.52	79.3	0.580	0.7612	0.037	36.9	1.410	29.35	539.34	43.74	51,533	2,969,474	0.013	0.0701
3/10/20 14:47	-0.52	79.0	0.614	0.7838	0.027	27.4	1.411	29.35	538.99	45.03	53,045	3,058,593	0.010	0.0702
3/10/20 14:48	-0.52	78.3	0.547	0.7398	0.023	22.9	1.411	29.35	538.34	42.47	50,034	2,888,478	0.008	0.0703
3/10/20 14:49	-0.52	79.3	0.614	0.7836	0.029	28.7	1.409	29.35	539.30	45.02	53,042	3,056,701	0.010	0.0705
3/10/20 14:50	-0.52	79.2	0.639	0.7992	0.043	43.2	1.408	29.35	539.22	45.92	54,095	3,117,788	0.015	0.0708
3/10/20 14:51	-0.52	78.3	0.604	0.7774	0.041	41.3	1.412	29.35	538.29	44.63	52,577	3,035,560	0.014	0.0710
3/10/20 14:52	-0.52	79.0	0.614	0.7833	0.028	27.6	1.415	29.35	539.00	45.00	53,011	3,056,573	0.010	0.0712
3/10/20 14:53	-0.52	79.3	0.638	0.7986	0.025	25.4	1.415	29.35	539.28	45.89	54,060	3,115,477	0.009	0.0713
3/10/20 14:54	-0.52	78.5	0.596	0.7723	0.016	15.9	1.413	29.35	538.50	44.34	52,238	3,014,844	0.005	0.0714
3/10/20 14:55	-0.52	78.9	0.610	0.7810	0.033	33.2	1.411	29.35	538.91	44.86	52,846	3,047,584	0.012	0.0716
3/10/20 14:56	-0.52	79.3	0.608	0.7798	0.024	24.4	1.408	29.35	539.30	44.81	52,787	3,041,956	0.009	0.0717
3/10/20 14:57	-0.52	78.6	0.586	0.7655	0.041	41.3	1.408	29.35	538.65	43.96	51,788	2,987,988	0.014	0.0720
3/10/20 14:58	-0.52	78.7	0.629	0.7932	0.039	38.9	1.409	29.35	538.66	45.55	53,659	3,095,907	0.014	0.0722
3/10/20 14:59	-0.52	79.2	0.642	0.8010	0.035	34.9	1.406	29.35	539.22	46.02	54,218	3,124,852	0.012	0.0724
3/10/20 15:00	-0.52	79.2	0.582	0.7629	0.042	41.9	1.405	29.35	539.22	43.83	51,638	2,976,179	0.014	0.0727
3/10/20 15:01	-0.52	78.4	0.571	0.7554	0.038	37.9	1.406	29.35	538.39	43.37	51,095	2,949,420	0.013	0.0729
3/10/20 15:02	-0.52	79.2	0.656	0.8097	0.049	48.9	1.409	29.35	539.21	46.52	54,806	3,158,799	0.018	0.0732
3/10/20 15:03	-0.52	79.3	0.600	0.7743	0.047	46.8	1.406	29.35	539.30	44.49	52,412	3,020,365	0.016	0.0734
3/10/20 15:04	-0.52	78.5	0.605	0.7781	0.041	41.2	1.404	29.35	538.47	44.67	52,629	3,037,534	0.014	0.0737
3/10/20 15:05	-0.52	79.0	0.588	0.7667	0.037	36.7	1.405	29.35	539.01	44.04	51,884	2,991,538	0.013	0.0739
3/10/20 15:06	-0.52	79.3	0.624	0.7901	0.044	44.3	1.406	29.35	539.27	45.39	53,480	3,082,047	0.016	0.0741
3/10/20 15:07	-0.52	78.7	0.603	0.7766	0.045	44.8	1.409	29.35	538.65	44.60	52,538	3,031,260	0.016	0.0744
3/10/20 15:08	-0.52	78.8	0.602	0.7759	0.048	47.7	1.405	29.35	538.77	44.56	52,495	3,028,153	0.016	0.0747
3/10/20 15:09	-0.52	79.4	0.602	0.7758	0.039	38.9	1.406	29.35	539.37	44.58	52,516	3,025,976	0.013	0.0749
3/10/20 15:10	-0.52	79.1	0.611	0.7819	0.040	39.7	1.406	29.35	539.08	44.92	52,919	3,050,814	0.014	0.0751
3/10/20 15:11	-0.52	78.7	0.631	0.7942	0.047	46.7	1.408	29.35	538.72	45.61	53,734	3,099,900	0.017	0.0754
3/10/20 15:12	-0.52	79.2	0.567	0.7531	0.054	53.7	1.410	29.35	539.22	43.27	50,973	2,937,853	0.018	0.0757
3/10/20 15:13	-0.52	79.0	0.619	0.7870	0.036	36.1	1.408	29.35	539.01	45.21	53,256	3,070,690	0.013	0.0759
3/10/20 15:14	-0.52	78.3	0.613	0.7830	0.052	52.5	1.406	29.35	538.29	44.95	52,954	3,057,309	0.018	0.0762
3/10/20 15:15	-0.52	79.1	0.579	0.7607	0.046	46.5	1.402	29.35	539.11	43.70	51,481	2,967,744	0.016	0.0765
3/10/20 15:16	-0.52	79.4	0.590	0.7681	0.042	42.3	1.400	29.35	539.37	44.14	51,998	2,996,109	0.015	0.0767
3/10/20 15:17	-0.52	78.2	0.577	0.7595	0.045	44.5	1.402	29.35	538.25	43.60	51,364	2,965,769	0.015	0.0770
3/10/20 15:18	-0.52	79.1	0.636	0.7977	0.044	44.1	1.402	29.35	539.06	45.82	53,985	3,112,362	0.016	0.0772
3/10/20 15:19	-0.52	79.4	0.620	0.7874	0.048	47.7	1.400	29.35	539.45	45.25	53,308	3,071,116	0.017	0.0775
3/10/20 15:20	-0.52	78.6	0.599	0.7736	0.043	43.0	1.399	29.35	538.63	44.42	52,335	3,019,692	0.015	0.0778
3/10/20 15:21	-0.52	79.1	0.601	0.7752	0.045	45.0	1.398	29.35	539.14	44.53	52,465	3,024,296	0.016	0.0780
3/10/20 15:22	-0.52	79.6	0.568	0.7535	0.040	40.0	1.397	29.35	539.56	43.31	51,019	2,938,659	0.013	0.0783
3/10/20 15:23	-0.52	78.7	0.629	0.7928	0.046	46.0	1.396	29.35	538.71	45.53	53,634	3,094,202	0.016	0.0785
3/10/20 15:24	-0.52	78.8	0.578	0.7599	0.034	33.9	1.394	29.35	538.78	43.64	51,415	2,965,806	0.012	0.0787
3/10/20 15:25	-0.52	80.3	0.594	0.7704	0.036	35.8	1.392	29.35	540.29	44.30	52,196	3,002,387	0.012	0.0789
3/10/20 15:26	-0.52	78.9	0.612	0.7820	0.039	39.3	1.397	29.35	538.91	44.91	52,914	3,051,517	0.014	0.0791
3/10/20 15:27	-0.52	78.6	0.587	0.7663	0.038	37.6	1.397	29.35	538.58	44.00	51,836	2,991,179	0.013	0.0794
3/10/20 15:28	-0.52	79.3	0.581	0.7620	0.038	37.8	1.397	29.35	539.26	43.78	51,581	2,972,689	0.013	0.0796
3/10/20 15:29	-0.52	79.1	0.581	0.7625	0.047	47.2	1.394	29.35	539.14	43.80	51,606	2,974,792	0.016	0.0798
3/10/20 15:30	-0.52	78.1	0.578	0.7603	0.043	42.6	1.393	29.35	538.10	43.64	51,410	2,969,196	0.014	0.0801
3/10/20 15:31	-0.52	79.1	0.564	0.7509	0.043	43.5	1.393	29.35	539.07	43.13	50,816	2,929,608	0.015	0.0803

Emission Calculations

Client: Medline
Location: Waukegan, IL
Source: Common Stack
Date: 3/10/2020

As: 19.635 sqft
Cp: 0.84
Barometric: 29.39 in Hg
O2: 20.58 % vol
CO2: 0.18 % vol

Clock Time	Static (in H2O)	TC (Deg F)	Raw DP (in H2O)	SQRT DP (in H2O)	EO (ppm v)	EO (ppb v)	Water (% vol)	Ps (in Hg)	Ts (deg R)	Vs (fps)	Qact (acfm)	Qstd (scfh)	EO Em (lb/hr)	EO Total (lbs)
3/10/20 15:32	-0.52	79.2	0.563	0.7505	0.033	33.1	1.392	29.35	539.21	43.12	50,799	2,927,935	0.011	0.0805
3/10/20 15:33	-0.52	78.1	0.614	0.7835	0.037	37.0	1.390	29.35	538.15	44.97	52,975	3,059,361	0.013	0.0807
3/10/20 15:34	-0.52	78.3	0.574	0.7578	0.037	36.7	1.388	29.35	538.26	43.50	51,248	2,958,962	0.012	0.0809
3/10/20 15:35	-0.52	78.8	0.651	0.8068	0.032	32.3	1.385	29.35	538.79	46.34	54,589	3,148,787	0.012	0.0811
3/10/20 15:36	-0.52	78.6	0.599	0.7740	0.032	32.0	1.386	29.35	538.58	44.44	52,353	3,021,029	0.011	0.0813
3/10/20 15:37	-0.52	77.8	0.592	0.7697	0.039	39.1	1.389	29.35	537.84	44.16	52,029	3,006,394	0.013	0.0815
3/10/20 15:38	-0.52	78.5	0.582	0.7630	0.029	28.8	1.386	29.35	538.54	43.81	51,607	2,978,214	0.010	0.0817
3/10/20 15:39	-0.52	79.0	0.602	0.7760	0.039	38.6	1.382	29.35	539.04	44.58	52,515	3,027,768	0.013	0.0819
3/10/20 15:40	-0.52	78.4	0.558	0.7470	0.029	29.4	1.380	29.35	538.44	42.88	50,523	2,916,147	0.010	0.0821
3/10/20 15:41	-0.52	77.9	0.631	0.7946	0.035	34.9	1.380	29.35	537.92	45.60	53,717	3,103,496	0.012	0.0823
3/10/20 15:42	-0.52	78.7	0.649	0.8056	0.036	36.4	1.381	29.35	538.72	46.26	54,501	3,144,134	0.013	0.0825
3/10/20 15:43	-0.52	78.8	0.545	0.7385	0.035	35.4	1.380	29.35	538.82	42.41	49,967	2,882,011	0.012	0.0827
3/10/20 15:44	-0.52	78.3	0.621	0.7878	0.039	38.7	1.378	29.35	538.32	45.23	53,280	3,075,939	0.014	0.0829
3/10/20 15:45	-0.52	78.0	0.635	0.7967	0.038	38.1	1.381	29.35	537.98	45.72	53,860	3,111,434	0.014	0.0832
3/10/20 15:46	-0.52	78.8	0.564	0.7511	0.038	38.2	1.381	29.35	538.76	43.13	50,814	2,931,156	0.013	0.0834
3/10/20 15:47	-0.52	78.8	0.633	0.7959	0.039	39.3	1.380	29.35	538.81	45.71	53,847	3,105,842	0.014	0.0836
3/10/20 15:48	-0.52	78.1	0.549	0.7411	0.046	45.5	1.376	29.35	538.10	42.53	50,107	2,893,937	0.015	0.0839
3/10/20 15:49	-0.52	78.3	0.612	0.7825	0.041	41.5	1.376	29.35	538.32	44.92	52,918	3,055,039	0.014	0.0841
3/10/20 15:50	-0.52	78.8	0.640	0.8002	0.048	47.8	1.376	29.35	538.84	45.96	54,140	3,122,621	0.017	0.0844
3/10/20 15:51	-0.52	78.6	0.604	0.7774	0.038	38.5	1.373	29.35	538.63	44.64	52,590	3,034,399	0.013	0.0846
3/10/20 15:52	-0.52	77.4	0.624	0.7902	0.040	40.5	1.370	29.35	537.39	45.32	53,391	3,087,730	0.014	0.0848
3/10/20 15:53	-0.52	78.3	0.604	0.7774	0.041	40.9	1.370	29.35	538.33	44.62	52,571	3,034,951	0.014	0.0851
3/10/20 15:54	-0.52	78.2	0.612	0.7826	0.037	37.1	1.372	29.35	538.25	44.92	52,918	3,055,482	0.013	0.0853
3/10/20 15:55	-0.52	77.4	0.608	0.7796	0.043	43.4	1.371	29.35	537.37	44.71	52,676	3,046,456	0.015	0.0855
3/10/20 15:56	-0.52	78.3	0.577	0.7593	0.043	42.7	1.368	29.35	538.29	43.59	51,350	2,964,696	0.014	0.0858
3/10/20 15:57	-0.52	78.3	0.600	0.7743	0.042	41.8	1.366	29.35	538.27	44.44	52,358	3,023,016	0.014	0.0860
3/10/20 15:58	-0.52	77.4	0.647	0.8041	0.038	38.5	1.366	29.35	537.38	46.12	54,331	3,142,139	0.014	0.0863
3/10/20 15:59	-0.52	78.3	0.611	0.7813	0.043	42.7	1.367	29.35	538.29	44.85	52,838	3,050,577	0.015	0.0865
3/10/20 16:00	-0.52	78.5	0.686	0.8282	0.045	44.9	1.364	29.35	538.50	47.55	56,016	3,232,828	0.017	0.0868
3/10/20 16:01	-0.52	77.4	0.599	0.7739	0.045	45.2	1.364	29.35	537.39	44.38	52,289	3,023,991	0.016	0.0870
3/10/20 16:02	-0.52	79.0	0.568	0.7533	0.039	39.2	1.363	29.35	539.01	43.27	50,977	2,939,199	0.013	0.0873
3/10/20 16:03	-0.52	78.3	0.606	0.7783	0.040	40.0	1.362	29.35	538.27	44.68	52,632	3,038,860	0.014	0.0875
3/10/20 16:04	-0.52	77.5	0.638	0.7984	0.039	38.5	1.364	29.35	537.47	45.80	53,952	3,119,664	0.014	0.0877
3/10/20 16:05	-0.52	78.3	0.557	0.7465	0.043	42.7	1.365	29.35	538.28	42.85	50,478	2,914,383	0.014	0.0880
3/10/20 16:06	-0.52	78.3	0.605	0.7778	0.051	51.2	1.363	29.35	538.28	44.64	52,594	3,036,556	0.018	0.0883
3/10/20 16:07	-0.52	77.4	0.615	0.7840	0.045	44.6	1.361	29.35	537.43	44.96	52,972	3,063,228	0.016	0.0885
3/10/20 16:08	-0.52	78.4	0.582	0.7628	0.043	43.0	1.360	29.35	538.38	43.79	51,584	2,977,745	0.015	0.0888
3/10/20 16:09	-0.52	78.2	0.574	0.7576	0.038	37.6	1.363	29.35	538.18	43.48	51,224	2,958,002	0.013	0.0890
3/10/20 16:10	-0.52	77.6	0.600	0.7743	0.040	39.6	1.363	29.35	537.58	44.42	52,329	3,025,212	0.014	0.0892
3/10/20 16:11	-0.52	78.3	0.572	0.7566	0.044	43.9	1.365	29.35	538.30	43.43	51,162	2,953,834	0.015	0.0895
3/10/20 16:12	-0.52	78.3	0.566	0.7524	0.043	42.9	1.363	29.35	538.32	43.19	50,881	2,937,468	0.014	0.0897
3/10/20 16:13	-0.52	77.4	0.596	0.7718	0.045	44.8	1.365	29.35	537.36	44.26	52,148	3,015,985	0.015	0.0899
3/10/20 16:14	-0.52	78.2	0.614	0.7833	0.040	40.1	1.364	29.35	538.19	44.96	52,966	3,058,600	0.014	0.0902
3/10/20 16:15	-0.52	78.4	0.572	0.7563	0.037	36.8	1.363	29.35	538.36	43.42	51,147	2,952,605	0.012	0.0904
3/10/20 16:16	-0.52	77.5	0.614	0.7836	0.052	52.2	1.362	29.35	537.51	44.95	52,950	3,061,510	0.018	0.0907
3/10/20 16:17	-0.52	78.1	0.628	0.7926	0.040	39.8	1.361	29.35	538.08	45.49	53,587	3,095,072	0.014	0.0909
3/10/20 16:18	-0.52	78.4	0.593	0.7701	0.043	43.5	1.360	29.35	538.43	44.21	52,085	3,006,366	0.015	0.0912
3/10/20 16:19	-0.52	77.7	0.576	0.7587	0.042	42.0	1.361	29.35	537.73	43.53	51,282	2,963,869	0.014	0.0914

Emission Calculations

Client: Medline
Location: Waukegan, IL
Source: Common Stack
Date: 3/10/2020

As: 19.635 sqft
Cp: 0.84
Barometric: 29.39 in Hg
O2: 20.58 % vol
CO2: 0.18 % vol

Clock Time	Static (in H2O)	TC (Deg F)	Raw DP (in H2O)	SQRT DP (in H2O)	EO (ppm v)	EO (ppb v)	Water (% vol)	Ps (in Hg)	Ts (deg R)	Vs (fps)	Qact (acfm)	Qstd (scfh)	EO Em (lb/hr)	EO Total (lbs)
3/10/20 16:20	-0.52	77.9	0.622	0.7884	0.045	44.7	1.364	29.35	537.92	45.24	53,297	3,079,247	0.016	0.0917
3/10/20 16:21	-0.52	78.4	0.568	0.7538	0.041	40.5	1.363	29.35	538.40	43.27	50,979	2,942,687	0.014	0.0919
3/10/20 16:22	-0.52	77.8	0.578	0.7605	0.042	41.7	1.362	29.35	537.84	43.64	51,408	2,970,528	0.014	0.0921
3/10/20 16:23	-0.52	77.8	0.586	0.7656	0.041	40.8	1.361	29.35	537.84	43.93	51,753	2,990,465	0.014	0.0924
3/10/20 16:24	-0.52	78.4	0.594	0.7710	0.040	39.7	1.362	29.35	538.38	44.26	52,140	3,009,806	0.014	0.0926
3/10/20 16:25	-0.52	78.0	0.582	0.7628	0.041	40.6	1.362	29.35	538.03	43.77	51,568	2,978,705	0.014	0.0928
3/10/20 16:26	-0.52	77.5	0.581	0.7625	0.043	43.4	1.361	29.35	537.52	43.74	51,525	2,979,086	0.015	0.0931
3/10/20 16:27	-0.52	78.3	0.564	0.7507	0.045	45.2	1.360	29.35	538.34	43.09	50,765	2,930,640	0.015	0.0933
3/10/20 16:28	-0.52	78.3	0.627	0.7919	0.040	40.1	1.358	29.35	538.26	45.45	53,549	3,091,819	0.014	0.0936
3/10/20 16:29	-0.52	77.4	0.602	0.7761	0.045	45.3	1.357	29.35	537.37	44.51	52,440	3,032,806	0.016	0.0938
3/10/20 16:30	-0.52	78.4	0.639	0.7992	0.043	43.2	1.358	29.35	538.38	45.88	54,048	3,119,925	0.015	0.0941
3/10/20 16:31	-0.52	78.4	0.611	0.7817	0.041	41.1	1.358	29.35	538.43	44.88	52,869	3,051,645	0.014	0.0943
3/10/20 16:32	-0.52	77.6	0.590	0.7680	0.047	46.7	1.357	29.35	537.64	44.06	51,906	3,000,444	0.016	0.0946
3/10/20 16:33	-0.52	78.2	0.590	0.7679	0.040	39.5	1.355	29.35	538.22	44.08	51,925	2,998,291	0.014	0.0948
3/10/20 16:34	-0.52	78.4	0.568	0.7537	0.047	47.4	1.356	29.35	538.38	43.27	50,973	2,942,430	0.016	0.0951
3/10/20 16:35	-0.52	78.0	0.596	0.7720	0.042	42.4	1.356	29.35	537.97	44.30	52,190	3,014,982	0.015	0.0953
3/10/20 16:36	-0.52	77.9	0.619	0.7864	0.044	43.9	1.359	29.35	537.85	45.12	53,160	3,071,707	0.015	0.0956
3/10/20 16:37	-0.52	78.4	0.622	0.7887	0.035	35.4	1.358	29.35	538.39	45.28	53,341	3,079,079	0.012	0.0958
3/10/20 16:38	-0.52	78.0	0.629	0.7930	0.040	39.7	1.358	29.35	538.02	45.51	53,613	3,096,949	0.014	0.0960
3/10/20 16:39	-0.52	77.5	0.594	0.7707	0.035	34.5	1.357	29.35	537.52	44.21	52,080	3,011,169	0.012	0.0962
3/10/20 16:40	-0.52	78.3	0.581	0.7624	0.040	40.4	1.357	29.35	538.30	43.76	51,554	2,976,391	0.014	0.0965
3/10/20 16:41	-0.52	78.4	0.618	0.7859	0.040	39.7	1.354	29.35	538.42	45.11	53,149	3,067,833	0.014	0.0967
3/10/20 16:42	-0.52	77.4	0.628	0.7927	0.036	35.8	1.352	29.35	537.40	45.46	53,556	3,097,220	0.013	0.0969
3/10/20 16:43	-0.52	78.2	0.601	0.7752	0.040	39.8	1.353	29.35	538.21	44.49	52,415	3,026,664	0.014	0.0971
3/10/20 16:44	-0.52	78.4	0.597	0.7724	0.039	39.3	1.353	29.35	538.36	44.34	52,234	3,015,396	0.014	0.0974
3/10/20 16:45	-0.52	77.5	0.554	0.7444	0.047	47.1	1.354	29.35	537.53	42.70	50,306	2,908,492	0.016	0.0976
3/10/20 16:46	-0.52	78.0	0.584	0.7642	0.048	47.5	1.354	29.35	538.04	43.85	51,665	2,984,262	0.016	0.0979
3/10/20 16:47	-0.52	78.4	0.571	0.7557	0.036	36.2	1.352	29.35	538.40	43.38	51,108	2,950,113	0.012	0.0981
3/10/20 16:48	-0.52	77.8	0.517	0.7192	0.036	35.7	1.352	29.35	537.81	41.26	48,614	2,809,271	0.011	0.0983
3/10/20 16:49	-0.52	77.8	0.603	0.7765	0.039	38.8	1.351	29.35	537.82	44.55	52,488	3,033,021	0.013	0.0985
3/10/20 16:50	-0.52	78.4	0.662	0.8135	0.047	47.3	1.351	29.35	538.39	46.70	55,016	3,175,769	0.017	0.0988
3/10/20 16:51	-0.52	78.1	0.630	0.7939	0.042	42.0	1.352	29.35	538.10	45.56	53,676	3,100,131	0.015	0.0990
3/10/20 16:52	-0.52	77.6	0.561	0.7490	0.039	38.7	1.350	29.35	537.57	42.96	50,615	2,926,168	0.013	0.0993
3/10/20 16:53	-0.52	78.3	0.603	0.7766	0.045	45.0	1.352	29.35	538.34	44.58	52,517	3,031,808	0.016	0.0995
3/10/20 16:54	-0.52	78.3	0.592	0.7694	0.037	37.4	1.353	29.35	538.28	44.16	52,025	3,003,701	0.013	0.0997
3/10/20 16:55	-0.52	77.4	0.555	0.7450	0.039	39.2	1.353	29.35	537.37	42.73	50,334	2,911,025	0.013	0.0999
3/10/20 16:56	-0.52	78.1	0.577	0.7596	0.041	41.1	1.354	29.35	538.07	43.59	51,355	2,966,256	0.014	0.1002
3/10/20 16:57	-0.52	78.4	0.553	0.7435	0.031	31.1	1.353	29.35	538.39	42.68	50,282	2,902,514	0.010	0.1003
3/10/20 16:58	-0.52	77.8	0.582	0.7632	0.042	42.1	1.353	29.35	537.81	43.78	51,583	2,980,799	0.014	0.1006
3/10/20 16:59	-0.52	77.8	0.602	0.7761	0.046	46.4	1.352	29.35	537.85	44.53	52,463	3,031,439	0.016	0.1009
3/10/20 17:00	-0.52	78.3	0.608	0.7799	0.049	49.2	1.352	29.35	538.35	44.77	52,744	3,044,841	0.017	0.1011
3/10/20 17:01	-0.52	78.1	0.627	0.7921	0.054	54.3	1.352	29.35	538.08	45.46	53,552	3,093,040	0.019	0.1015
3/10/20 17:02	-0.52	77.7	0.553	0.7436	0.053	52.6	1.354	29.35	537.66	42.66	50,257	2,904,997	0.017	0.1018
3/10/20 17:03	-0.52	78.4	0.616	0.7847	0.048	47.6	1.352	29.35	538.36	45.04	53,064	3,063,269	0.017	0.1020
3/10/20 17:04	-0.52	78.2	0.648	0.8050	0.052	52.4	1.354	29.35	538.23	46.20	54,432	3,142,983	0.019	0.1023
3/10/20 17:05	-0.52	77.3	0.609	0.7804	0.051	51.2	1.354	29.35	537.34	44.76	52,729	3,049,706	0.018	0.1026
3/10/20 17:06	-0.52	78.2	0.600	0.7749	0.053	52.8	1.354	29.35	538.18	44.47	52,392	3,025,478	0.018	0.1029
3/10/20 17:07	-0.52	78.4	0.643	0.8019	0.047	46.9	1.353	29.35	538.38	46.03	54,233	3,130,623	0.017	0.1032

Emission Calculations

Client: Medline
Location: Waukegan, IL
Source: Common Stack
Date: 3/10/2020

As: 19.635 sqft
Cp: 0.84
Barometric: 29.39 in Hg
O2: 20.58 % vol
CO2: 0.18 % vol

Clock Time	Static (in H2O)	TC (Deg F)	Raw DP (in H2O)	SQRT DP (in H2O)	EO (ppm v)	EO (ppb v)	Water (% vol)	Ps (in Hg)	Ts (deg R)	Vs (fps)	Qact (acfm)	Qstd (scfh)	EO Em (lb/hr)	EO Total (lbs)
3/10/20 17:08	-0.52	77.6	0.599	0.7742	0.053	53.5	1.354	29.35	537.63	44.41	52,321	3,024,521	0.018	0.1035
3/10/20 17:09	-0.52	78.0	0.581	0.7620	0.055	55.0	1.353	29.35	538.04	43.73	51,519	2,975,801	0.019	0.1038
3/10/20 17:10	-0.52	78.6	0.617	0.7853	0.054	54.1	1.353	29.35	538.64	45.09	53,121	3,064,971	0.019	0.1042
3/10/20 17:11	-0.52	77.9	0.618	0.7864	0.055	55.0	1.352	29.35	537.94	45.12	53,159	3,071,176	0.019	0.1045
3/10/20 17:12	-0.52	77.8	0.615	0.7845	0.060	59.7	1.352	29.35	537.83	45.01	53,025	3,064,038	0.021	0.1048
3/10/20 17:13	-0.52	78.4	0.567	0.7533	0.054	54.1	1.352	29.35	538.39	43.24	50,941	2,940,587	0.018	0.1051
3/10/20 17:14	-0.52	78.1	0.613	0.7829	0.057	57.2	1.351	29.35	538.10	44.93	52,935	3,057,273	0.020	0.1055
3/10/20 17:15	-0.52	77.5	0.594	0.7704	0.050	49.5	1.352	29.35	537.48	44.19	52,056	3,009,987	0.017	0.1058
3/10/20 17:16	-0.52	78.4	0.595	0.7710	0.041	40.7	1.353	29.35	538.36	44.26	52,142	3,010,068	0.014	0.1060
3/10/20 17:17	-0.52	78.4	0.622	0.7886	0.051	50.5	1.352	29.35	538.42	45.27	53,334	3,078,475	0.018	0.1063
3/10/20 17:18	-0.52	77.4	0.592	0.7694	0.053	53.2	1.353	29.35	537.36	44.12	51,980	3,006,265	0.018	0.1066
3/10/20 17:19	-0.52	78.4	0.593	0.7698	0.048	48.3	1.353	29.35	538.36	44.19	52,059	3,005,270	0.017	0.1069
3/10/20 17:20	-0.52	78.4	0.612	0.7820	0.052	52.3	1.354	29.35	538.42	44.89	52,890	3,052,896	0.018	0.1072
3/10/20 17:21	-0.52	77.4	0.570	0.7548	0.051	51.0	1.352	29.35	537.41	43.29	50,998	2,949,207	0.017	0.1075
3/10/20 17:22	-0.52	78.3	0.600	0.7743	0.049	48.6	1.351	29.35	538.28	44.44	52,357	3,022,930	0.017	0.1077
3/10/20 17:23	-0.52	78.3	0.594	0.7706	0.051	51.0	1.350	29.35	538.35	44.23	52,111	3,008,313	0.018	0.1080
3/10/20 17:24	-0.52	77.4	0.586	0.7652	0.053	53.4	1.350	29.35	537.38	43.88	51,699	2,989,921	0.018	0.1083
3/10/20 17:25	-0.52	78.6	0.601	0.7752	0.051	50.9	1.348	29.35	538.57	44.51	52,432	3,025,617	0.018	0.1086
3/10/20 17:26	-0.52	78.3	0.592	0.7694	0.050	49.7	1.349	29.35	538.35	44.17	52,032	3,003,745	0.017	0.1089
3/10/20 17:27	-0.52	77.4	0.611	0.7813	0.051	50.7	1.351	29.35	537.37	44.81	52,790	3,053,116	0.018	0.1092
3/10/20 17:28	-0.52	78.4	0.651	0.8068	0.050	50.1	1.350	29.35	538.43	46.32	54,567	3,149,653	0.018	0.1095
3/10/20 17:29	-0.52	78.3	0.611	0.7817	0.052	52.1	1.347	29.35	538.28	44.87	52,857	3,051,758	0.018	0.1098
3/10/20 17:30	-0.52	77.4	0.587	0.7662	0.050	50.1	1.346	29.35	537.39	43.94	51,770	2,993,933	0.017	0.1101
3/10/20 17:31	-0.52	78.3	0.599	0.7738	0.050	49.7	1.346	29.35	538.30	44.42	52,327	3,021,078	0.017	0.1104
3/10/20 17:32	-0.52	78.3	0.590	0.7680	0.054	54.0	1.349	29.35	538.33	44.08	51,934	2,998,203	0.019	0.1107
3/10/20 17:33	-0.52	77.4	0.574	0.7577	0.053	52.8	1.349	29.35	537.42	43.46	51,195	2,960,529	0.018	0.1110
3/10/20 17:34	-0.52	78.4	0.585	0.7649	0.054	53.9	1.350	29.35	538.36	43.91	51,728	2,986,167	0.018	0.1113
3/10/20 17:35	-0.52	78.2	0.581	0.7623	0.061	61.0	1.352	29.35	538.22	43.75	51,545	2,976,338	0.021	0.1116
3/10/20 17:36	-0.52	77.5	0.609	0.7804	0.061	61.4	1.351	29.35	537.49	44.76	52,736	3,049,264	0.021	0.1120
3/10/20 17:37	-0.52	78.3	0.576	0.7586	0.060	60.0	1.349	29.35	538.34	43.55	51,301	2,961,629	0.020	0.1123
3/10/20 17:38	-0.52	78.2	0.593	0.7699	0.056	55.9	1.348	29.35	538.15	44.19	52,057	3,006,320	0.019	0.1127
3/10/20 17:39	-0.52	77.5	0.630	0.7934	0.056	55.9	1.348	29.35	537.48	45.51	53,611	3,099,923	0.020	0.1130
3/10/20 17:40	-0.52	78.3	0.570	0.7552	0.056	56.4	1.349	29.35	538.35	43.35	51,074	2,948,442	0.019	0.1133
3/10/20 17:41	-0.52	78.2	0.610	0.7812	0.055	55.0	1.348	29.35	538.20	44.84	52,822	3,050,240	0.019	0.1136
3/10/20 17:42	-0.52	77.5	0.606	0.7783	0.063	63.4	1.349	29.35	537.49	44.64	52,593	3,040,982	0.022	0.1140
3/10/20 17:43	-0.52	78.3	0.636	0.7974	0.048	47.7	1.346	29.35	538.34	45.77	53,921	3,112,899	0.017	0.1143
3/10/20 17:44	-0.52	78.3	0.573	0.7570	0.051	51.4	1.344	29.35	538.26	43.45	51,185	2,955,363	0.017	0.1146
3/10/20 17:45	-0.52	77.4	0.577	0.7599	0.045	44.6	1.345	29.35	537.42	43.58	51,342	2,969,005	0.015	0.1148
3/10/20 17:46	-0.52	78.4	0.603	0.7763	0.058	57.5	1.343	29.35	538.38	44.56	52,497	3,030,393	0.020	0.1151
3/10/20 17:47	-0.52	78.2	0.578	0.7601	0.051	50.7	1.343	29.35	538.21	43.62	51,393	2,967,582	0.017	0.1154
3/10/20 17:48	-0.52	77.7	0.601	0.7754	0.052	51.7	1.342	29.35	537.72	44.48	52,403	3,028,715	0.018	0.1157
3/10/20 17:49	-0.52	78.3	0.595	0.7715	0.047	47.4	1.341	29.35	538.33	44.28	52,171	3,011,847	0.016	0.1160
3/10/20 17:50	-0.52	78.2	0.636	0.7974	0.046	46.3	1.342	29.35	538.22	45.76	53,915	3,113,211	0.016	0.1163
3/10/20 17:51	-0.52	77.6	0.628	0.7925	0.054	53.8	1.341	29.35	537.57	45.46	53,551	3,095,927	0.019	0.1166
3/10/20 17:52	-0.52	78.4	0.603	0.7763	0.052	51.7	1.339	29.35	538.41	44.56	52,502	3,030,537	0.018	0.1169
3/10/20 17:53	-0.52	78.2	0.582	0.7626	0.059	58.7	1.340	29.35	538.24	43.77	51,562	2,977,228	0.020	0.1172
3/10/20 17:54	-0.52	77.3	0.596	0.7717	0.047	46.8	1.340	29.35	537.33	44.25	52,135	3,015,422	0.016	0.1175
3/10/20 17:55	-0.52	78.2	0.601	0.7750	0.053	52.6	1.339	29.35	538.19	44.48	52,400	3,025,884	0.018	0.1178

Emission Calculations

Client: Medline
Location: Waukegan, IL
Source: Common Stack
Date: 3/10/2020

As: 19.635 sqft
Cp: 0.84
Barometric: 29.39 in Hg
O2: 20.58 % vol
CO2: 0.18 % vol

Clock Time	Static (in H2O)	TC (Deg F)	Raw DP (in H2O)	SQRT DP (in H2O)	EO (ppm v)	EO (ppb v)	Water (% vol)	Ps (in Hg)	Ts (deg R)	Vs (fps)	Qact (acfm)	Qstd (scfh)	EO Em (lb/hr)	EO Total (lbs)
3/10/20 17:56	-0.52	78.9	0.580	0.7613	0.044	44.0	1.338	29.35	538.87	43.72	51,508	2,970,625	0.015	0.1180
3/10/20 17:57	-0.52	77.5	0.609	0.7803	0.052	52.4	1.336	29.35	537.51	44.75	52,723	3,048,365	0.018	0.1184
3/10/20 17:58	-0.52	78.1	0.598	0.7732	0.054	54.0	1.339	29.35	538.06	44.37	52,271	3,019,166	0.019	0.1187
3/10/20 17:59	-0.52	78.5	0.599	0.7739	0.055	54.9	1.337	29.35	538.49	44.43	52,340	3,020,728	0.019	0.1190
3/10/20 18:00	-0.52	77.9	0.660	0.8121	0.042	41.8	1.337	29.35	537.88	46.59	54,893	3,171,672	0.015	0.1192
3/10/20 18:01	-0.52	77.8	0.583	0.7637	0.054	54.4	1.336	29.35	537.82	43.81	51,617	2,982,718	0.019	0.1195
3/10/20 18:02	-0.52	78.2	0.595	0.7711	0.055	54.5	1.338	29.35	538.16	44.25	52,136	3,010,788	0.019	0.1199
3/10/20 18:03	-0.52	77.7	0.607	0.7791	0.049	49.4	1.336	29.35	537.71	44.69	52,654	3,043,303	0.017	0.1201
3/10/20 18:04	-0.52	77.6	0.608	0.7800	0.053	53.3	1.335	29.35	537.62	44.74	52,710	3,047,052	0.019	0.1205
3/10/20 18:05	-0.52	78.9	0.641	0.8009	0.042	41.7	1.335	29.35	538.91	45.99	54,186	3,124,859	0.015	0.1207
3/10/20 18:06	-0.52	77.8	0.612	0.7825	0.041	41.3	1.335	29.35	537.81	44.89	52,889	3,056,253	0.014	0.1209
3/10/20 18:07	-0.52	77.4	0.592	0.7693	0.049	48.6	1.337	29.35	537.43	44.12	51,978	3,005,728	0.017	0.1212
3/10/20 18:08	-0.52	78.2	0.553	0.7438	0.047	47.5	1.333	29.35	538.15	42.69	50,292	2,904,345	0.016	0.1215
3/10/20 18:09	-0.52	77.9	0.532	0.7297	0.045	44.8	1.333	29.35	537.89	41.86	49,321	2,849,657	0.015	0.1217
3/10/20 18:10	-0.52	77.4	0.602	0.7757	0.041	41.5	1.333	29.35	537.39	44.49	52,408	3,030,864	0.014	0.1220
3/10/20 18:11	-0.52	78.0	0.596	0.7720	0.043	42.5	1.332	29.35	537.96	44.30	52,187	3,014,862	0.015	0.1222
3/10/20 18:12	-0.52	78.0	0.581	0.7622	0.052	51.7	1.331	29.35	537.95	43.74	51,525	2,976,707	0.018	0.1225
3/10/20 18:13	-0.52	77.2	0.606	0.7786	0.048	48.5	1.331	29.35	537.18	44.64	52,593	3,042,760	0.017	0.1232
3/10/20 18:14	-0.52	78.1	0.552	0.7428	0.044	44.1	1.332	29.35	538.05	42.62	50,214	2,900,404	0.015	0.1234
3/10/20 18:15	-0.52	78.1	0.594	0.7706	0.039	39.2	1.332	29.35	538.09	44.22	52,097	3,008,927	0.013	0.1237
3/10/20 18:16	-0.52	77.1	0.592	0.7695	0.045	44.6	1.330	29.35	537.13	44.12	51,976	3,007,289	0.015	0.1239
3/10/20 18:17	-0.52	78.0	0.591	0.7689	0.048	48.1	1.329	29.35	537.98	44.12	51,977	3,002,640	0.017	0.1242
3/10/20 18:18	-0.52	78.1	0.539	0.7341	0.041	41.0	1.330	29.35	538.15	42.13	49,632	2,866,303	0.013	0.1244
3/10/20 18:19	-0.52	77.5	0.588	0.7669	0.046	46.1	1.332	29.35	537.51	43.98	51,818	2,996,068	0.016	0.1247
3/10/20 18:20	-0.52	77.6	0.585	0.7650	0.041	41.2	1.331	29.35	537.56	43.88	51,693	2,988,533	0.014	0.1249
3/10/20 18:21	-0.52	78.2	0.648	0.8049	0.046	46.4	1.331	29.35	538.19	46.19	54,419	3,142,464	0.017	0.1252
3/10/20 18:22	-0.52	77.7	0.589	0.7673	0.042	41.9	1.330	29.35	537.69	44.01	51,853	2,997,083	0.014	0.1254
3/10/20 18:23	-0.52	77.4	0.570	0.7549	0.047	47.3	1.331	29.35	537.41	43.29	51,001	2,949,364	0.016	0.1257
3/10/20 18:24	-0.52	78.1	0.599	0.7736	0.053	53.0	1.331	29.35	538.11	44.40	52,303	3,020,765	0.018	0.1260
3/10/20 18:25	-0.52	78.0	0.579	0.7607	0.050	49.9	1.329	29.35	537.99	43.65	51,421	2,970,420	0.017	0.1263
3/10/20 18:26	-0.52	77.1	0.629	0.7928	0.041	40.9	1.328	29.35	537.14	45.45	53,550	3,098,308	0.014	0.1265
3/10/20 18:27	-0.52	78.0	0.615	0.7839	0.049	49.3	1.327	29.35	538.03	44.98	52,994	3,061,076	0.017	0.1268
3/10/20 18:28	-0.52	78.0	0.596	0.7721	0.048	47.8	1.326	29.35	538.05	44.30	52,195	3,014,849	0.016	0.1271
3/10/20 18:29	-0.52	77.1	0.580	0.7618	0.044	44.4	1.325	29.35	537.15	43.68	51,460	2,977,367	0.015	0.1273
3/10/20 18:30	-0.52	78.0	0.604	0.7769	0.044	43.7	1.324	29.35	537.97	44.58	52,518	3,033,971	0.015	0.1276
3/10/20 18:31	-0.52	78.1	0.597	0.7728	0.040	40.5	1.325	29.35	538.11	44.35	52,246	3,017,441	0.014	0.1278
3/10/20 18:32	-0.52	77.3	0.608	0.7799	0.047	47.2	1.324	29.35	537.31	44.72	52,685	3,047,367	0.016	0.1281
3/10/20 18:33	-0.52	77.9	0.595	0.7714	0.045	44.6	1.324	29.35	537.87	44.26	52,142	3,012,796	0.015	0.1283
Averages	**-0.52**	**77.5**		**0.7748**	**0.036**	**36.19**	**1.384**	**29.35**	**537.51**	**44.41**	**52,358**	**3,027,310**	**0.013**	**0.1283**

Emission Calculations

Client: Medline
Location: Waukegan, IL
Source: Common Stack
Date: 3/11/2020

As:	19.635	sqft
Cp:	0.84	
Barometric:	29.28	in Hg
O2:	20.52	% vol
CO2	0.19	% vol

Clock Time	Static (in H2O)	TC (Deg F)	Raw DP (in H2O)	SQRT DP (in H2O)	EO (ppm v)	EO (ppb v)	Water (% vol)	Ps (in Hg)	Ts (deg R)	Vs (fps)	Qact (acfm)	Qstd (scfh)	EO Em (lb/hr)	EO Em (lbs)
3/11/20 8:35	-0.55	78.4	0.568	0.7537	0.025	24.8	1.411	29.24	538.36	43.35	51,076	2,937,207	0.008	0.0001
3/11/20 8:36	-0.55	78.1	0.617	0.7854	0.017	17.3	1.410	29.24	538.12	45.16	53,208	3,061,184	0.006	0.0002
3/11/20 8:37	-0.55	77.5	0.535	0.7317	0.023	23.1	1.411	29.24	537.53	42.06	49,546	2,853,617	0.008	0.0004
3/11/20 8:38	-0.55	78.3	0.569	0.7545	0.024	24.3	1.412	29.24	538.35	43.40	51,125	2,940,096	0.008	0.0005
3/11/20 8:39	-0.55	78.1	0.558	0.7467	0.018	18.0	1.412	29.24	538.11	42.94	50,585	2,910,355	0.006	0.0006
3/11/20 8:40	-0.55	77.5	0.609	0.7802	0.026	25.5	1.412	29.24	537.55	44.84	52,829	3,042,659	0.009	0.0007
3/11/20 8:41	-0.55	78.4	0.583	0.7637	0.024	24.1	1.414	29.24	538.36	43.93	51,750	2,976,013	0.008	0.0009
3/11/20 8:42	-0.55	78.2	0.613	0.7828	0.026	25.8	1.413	29.24	538.16	45.02	53,037	3,051,160	0.009	0.0010
3/11/20 8:43	-0.55	77.5	0.648	0.8047	0.028	27.7	1.414	29.24	537.50	46.25	54,489	3,138,512	0.010	0.0012
3/11/20 8:44	-0.55	78.3	0.596	0.7721	0.027	26.8	1.413	29.24	538.31	44.41	52,317	3,008,879	0.009	0.0014
3/11/20 8:45	-0.55	78.2	0.606	0.7787	0.027	26.9	1.414	29.24	538.22	44.78	52,758	3,034,770	0.009	0.0015
3/11/20 8:46	-0.55	77.5	0.565	0.7519	0.026	26.2	1.416	29.24	537.49	43.22	50,913	2,932,633	0.009	0.0017
3/11/20 8:47	-0.55	78.3	0.602	0.7761	0.024	24.3	1.417	29.24	538.34	44.64	52,590	3,024,421	0.008	0.0018
3/11/20 8:48	-0.55	78.2	0.596	0.7722	0.023	23.1	1.416	29.24	538.20	44.41	52,321	3,009,702	0.008	0.0019
3/11/20 8:49	-0.55	77.4	0.616	0.7850	0.031	31.4	1.417	29.24	537.42	45.12	53,152	3,061,998	0.011	0.0021
3/11/20 8:50	-0.55	78.3	0.585	0.7651	0.024	23.9	1.417	29.24	538.31	44.01	51,846	2,981,766	0.008	0.0022
3/11/20 8:51	-0.55	78.8	0.581	0.7621	0.027	26.7	1.417	29.24	538.84	43.86	51,667	2,968,574	0.009	0.0024
3/11/20 8:52	-0.55	77.4	0.595	0.7712	0.023	23.2	1.418	29.24	537.42	44.32	52,217	3,008,120	0.008	0.0025
3/11/20 8:53	-0.55	78.3	0.597	0.7729	0.026	26.3	1.418	29.24	538.27	44.46	52,373	3,012,279	0.009	0.0027
3/11/20 8:54	-0.55	78.2	0.608	0.7795	0.030	29.8	1.418	29.24	538.21	44.83	52,815	3,038,060	0.010	0.0029
3/11/20 8:55	-0.55	77.4	0.595	0.7716	0.031	30.9	1.418	29.24	537.37	44.34	52,237	3,009,501	0.011	0.0030
3/11/20 8:56	-0.55	78.3	0.596	0.7719	0.026	25.6	1.416	29.24	538.29	44.40	52,308	3,008,434	0.009	0.0032
3/11/20 8:57	-0.55	78.3	0.601	0.7750	0.029	28.8	1.418	29.24	538.26	44.58	52,517	3,020,618	0.010	0.0033
3/11/20 8:58	-0.55	77.3	0.605	0.7778	0.027	26.6	1.416	29.24	537.35	44.69	52,655	3,033,729	0.009	0.0035
3/11/20 8:59	-0.55	78.2	0.635	0.7970	0.035	35.1	1.417	29.24	538.16	45.84	53,998	3,106,440	0.012	0.0037
3/11/20 9:00	-0.55	78.3	0.617	0.7857	0.032	31.7	1.414	29.24	538.35	45.20	53,245	3,062,066	0.011	0.0039
3/11/20 9:01	-0.55	77.5	0.633	0.7956	0.032	31.9	1.413	29.24	537.49	45.72	53,867	3,102,718	0.011	0.0041
3/11/20 9:02	-0.55	78.0	0.624	0.7901	0.027	27.0	1.412	29.24	538.05	45.44	53,527	3,079,965	0.009	0.0042
3/11/20 9:03	-0.55	78.4	0.596	0.7718	0.032	32.0	1.411	29.24	538.36	44.39	52,297	3,007,452	0.011	0.0044
3/11/20 9:04	-0.55	77.7	0.582	0.7632	0.025	24.8	1.413	29.24	537.67	43.87	51,682	2,975,856	0.008	0.0046
3/11/20 9:05	-0.55	78.1	0.584	0.7645	0.042	42.1	1.412	29.24	538.09	43.96	51,791	2,979,791	0.014	0.0048
3/11/20 9:06	-0.55	78.4	0.595	0.7710	0.028	28.0	1.410	29.24	538.41	44.35	52,251	3,004,525	0.010	0.0050
3/11/20 9:07	-0.55	77.7	0.594	0.7709	0.029	29.2	1.408	29.24	537.71	44.32	52,208	3,005,989	0.010	0.0051
3/11/20 9:08	-0.55	77.9	0.562	0.7499	0.026	25.6	1.407	29.24	537.94	43.12	50,794	2,923,286	0.009	0.0053
3/11/20 9:09	-0.55	78.4	0.596	0.7720	0.027	26.6	1.406	29.24	538.41	44.41	52,317	3,008,288	0.009	0.0054
3/11/20 9:10	-0.55	77.7	0.601	0.7750	0.033	32.7	1.407	29.24	537.74	44.55	52,486	3,021,771	0.011	0.0056
3/11/20 9:11	-0.55	77.9	0.573	0.7566	0.024	23.6	1.406	29.24	537.94	43.50	51,253	2,949,683	0.008	0.0057
3/11/20 9:12	-0.55	78.4	0.566	0.7525	0.024	23.6	1.407	29.24	538.41	43.28	50,992	2,932,134	0.008	0.0059
3/11/20 9:13	-0.55	77.7	0.605	0.7777	0.026	25.6	1.407	29.24	537.74	44.71	52,669	3,032,330	0.009	0.0060
3/11/20 9:14	-0.55	77.9	0.592	0.7691	0.029	29.4	1.406	29.24	537.95	44.22	52,096	2,998,217	0.010	0.0062
3/11/20 9:15	-0.55	78.4	0.628	0.7923	0.027	27.2	1.406	29.24	538.43	45.58	53,695	3,087,451	0.010	0.0064
3/11/20 9:16	-0.55	77.9	0.569	0.7545	0.027	26.7	1.404	29.24	537.93	43.38	51,108	2,941,455	0.009	0.0065
3/11/20 9:17	-0.55	77.8	0.554	0.7441	0.027	27.2	1.404	29.24	537.82	42.78	50,398	2,901,151	0.009	0.0067
3/11/20 9:18	-0.55	78.4	0.589	0.7673	0.028	28.3	1.403	29.24	538.44	44.14	51,996	2,989,736	0.010	0.0068
3/11/20 9:19	-0.55	77.9	0.573	0.7569	0.030	30.0	1.407	29.24	537.93	43.52	51,270	2,950,760	0.010	0.0070
3/11/20 9:20	-0.55	77.8	0.607	0.7790	0.024	24.0	1.405	29.24	537.76	44.78	52,761	3,037,512	0.008	0.0071
3/11/20 9:21	-0.55	78.4	0.563	0.7501	0.028	28.0	1.407	29.24	538.40	43.14	50,829	2,922,837	0.009	0.0073

Emission Calculations

Client: Medline
Location: Waukegan, IL
Source: Common Stack
Date: 3/11/2020

As: 19.635 sqft
Cp: 0.84
Barometric: 29.28 in Hg
O2: 20.52 % vol
CO2 0.19 % vol

Clock Time	Static (in H2O)	TC (Deg F)	Raw DP (in H2O)	SQRT DP (in H2O)	EO (ppm v)	EO (ppb v)	Water (% vol)	Ps (in Hg)	Ts (deg R)	Vs (fps)	Qact (acfm)	Qstd (scfh)	EO Em (lb/hr)	EO Em (lbs)
3/11/20 9:22	-0.55	78.2	0.623	0.7894	0.036	35.8	1.405	29.24	538.18	45.40	53,486	3,076,848	0.013	0.0075
3/11/20 9:23	-0.55	77.4	0.583	0.7637	0.033	33.0	1.405	29.24	537.41	43.89	51,704	2,978,584	0.011	0.0077
3/11/20 9:24	-0.55	78.2	0.621	0.7881	0.031	30.8	1.403	29.24	538.23	45.33	53,398	3,071,490	0.011	0.0079
3/11/20 9:25	-0.55	78.3	0.635	0.7969	0.027	27.1	1.403	29.24	538.31	45.83	53,996	3,105,453	0.010	0.0080
3/11/20 9:26	-0.55	77.4	0.571	0.7556	0.035	35.3	1.401	29.24	537.35	43.42	51,157	2,947,398	0.012	0.0082
3/11/20 9:27	-0.55	78.2	0.646	0.8039	0.027	27.0	1.400	29.24	538.21	46.23	54,469	3,133,216	0.010	0.0084
3/11/20 9:28	-0.55	78.3	0.561	0.7487	0.034	34.2	1.401	29.24	538.30	43.06	50,729	2,917,607	0.011	0.0086
3/11/20 9:29	-0.55	77.4	0.571	0.7554	0.023	23.5	1.400	29.24	537.37	43.41	51,144	2,946,571	0.008	0.0087
3/11/20 9:30	-0.55	78.3	0.621	0.7879	0.028	27.9	1.400	29.24	538.26	45.32	53,386	3,070,648	0.010	0.0089
3/11/20 9:31	-0.55	78.3	0.600	0.7747	0.019	18.8	1.400	29.24	538.34	44.56	52,497	3,019,034	0.006	0.0090
3/11/20 9:32	-0.55	77.3	0.588	0.7670	0.036	35.8	1.400	29.24	537.32	44.07	51,925	2,991,797	0.012	0.0092
3/11/20 9:33	-0.55	78.1	0.593	0.7697	0.034	33.9	1.400	29.24	538.15	44.27	52,150	3,000,160	0.012	0.0094
3/11/20 9:34	-0.55	78.3	0.600	0.7743	0.033	32.7	1.398	29.24	538.35	44.54	52,471	3,017,503	0.011	0.0096
3/11/20 9:35	-0.55	77.4	0.594	0.7708	0.037	36.9	1.400	29.24	537.35	44.29	52,181	3,006,424	0.013	0.0098
3/11/20 9:36	-0.55	78.2	0.600	0.7747	0.033	33.3	1.400	29.24	538.23	44.56	52,491	3,019,355	0.012	0.0100
3/11/20 9:37	-0.55	78.3	0.601	0.7754	0.031	31.2	1.400	29.24	538.30	44.60	52,543	3,021,932	0.011	0.0101
3/11/20 9:38	-0.55	77.4	0.625	0.7904	0.031	30.6	1.399	29.24	537.40	45.42	53,510	3,082,745	0.011	0.0103
3/11/20 9:39	-0.55	78.1	0.623	0.7894	0.019	19.5	1.395	29.24	538.10	45.39	53,476	3,076,770	0.007	0.0104
3/11/20 9:40	-0.55	78.4	0.618	0.7864	0.027	27.5	1.396	29.24	538.40	45.23	53,289	3,064,278	0.010	0.0106
3/11/20 9:41	-0.55	77.7	0.551	0.7420	0.037	36.7	1.396	29.24	537.72	42.65	50,247	2,893,002	0.012	0.0108
3/11/20 9:42	-0.55	77.9	0.577	0.7593	0.023	23.1	1.394	29.24	537.88	43.66	51,432	2,960,336	0.008	0.0109
3/11/20 9:43	-0.55	78.4	0.614	0.7836	0.020	19.9	1.397	29.24	538.44	45.07	53,101	3,053,267	0.007	0.0110
3/11/20 9:44	-0.55	77.9	0.589	0.7677	0.031	31.4	1.397	29.24	537.95	44.14	51,999	2,992,584	0.011	0.0112
3/11/20 9:45	-0.55	77.6	0.559	0.7479	0.028	27.9	1.395	29.24	537.64	42.99	50,643	2,916,236	0.009	0.0114
3/11/20 9:46	-0.55	78.4	0.599	0.7740	0.032	31.7	1.394	29.24	538.40	44.52	52,447	3,015,827	0.011	0.0116
3/11/20 9:47	-0.55	78.1	0.618	0.7860	0.025	25.3	1.395	29.24	538.08	45.20	53,247	3,063,712	0.009	0.0117
3/11/20 9:48	-0.55	77.8	0.621	0.7882	0.022	22.3	1.397	29.24	537.80	45.31	53,380	3,072,927	0.008	0.0118
3/11/20 9:49	-0.55	78.4	0.599	0.7736	0.026	26.4	1.399	29.24	538.35	44.50	52,423	3,014,724	0.009	0.0120
3/11/20 9:50	-0.55	78.1	0.644	0.8023	0.021	21.2	1.398	29.24	538.09	46.14	54,353	3,127,238	0.008	0.0121
3/11/20 9:51	-0.55	77.5	0.609	0.7801	0.030	30.1	1.395	29.24	537.52	44.84	52,822	3,042,384	0.010	0.0123
3/11/20 9:52	-0.55	78.5	0.543	0.7371	0.018	18.5	1.395	29.24	538.52	42.40	49,954	2,871,868	0.006	0.0124
3/11/20 9:53	-0.55	78.3	0.587	0.7662	0.026	26.1	1.395	29.24	538.28	44.07	51,917	2,986,044	0.009	0.0125
3/11/20 9:54	-0.55	77.4	0.584	0.7643	0.025	24.8	1.394	29.24	537.37	43.92	51,745	2,981,186	0.008	0.0127
3/11/20 9:55	-0.55	78.2	0.610	0.7810	0.030	30.3	1.392	29.24	538.16	44.91	52,909	3,043,816	0.011	0.0129
3/11/20 9:56	-0.55	78.4	0.589	0.7671	0.026	26.2	1.393	29.24	538.37	44.12	51,983	2,989,342	0.009	0.0130
3/11/20 9:57	-0.55	77.9	0.586	0.7654	0.026	26.2	1.392	29.24	537.93	44.01	51,847	2,983,967	0.009	0.0132
3/11/20 9:58	-0.55	78.0	0.594	0.7706	0.032	31.6	1.392	29.24	537.97	44.31	52,202	3,004,132	0.011	0.0133
3/11/20 9:59	-0.55	78.4	0.563	0.7503	0.024	23.7	1.389	29.24	538.38	43.16	50,845	2,923,818	0.008	0.0135
3/11/20 10:00	-0.55	78.0	0.587	0.7660	0.020	19.9	1.391	29.24	538.04	44.05	51,892	2,985,946	0.007	0.0136
3/11/20 10:01	-0.55	78.0	0.586	0.7658	0.026	26.3	1.392	29.24	538.03	44.03	51,874	2,984,951	0.009	0.0137
3/11/20 10:02	-0.55	78.3	0.580	0.7615	0.026	26.0	1.391	29.24	538.29	43.80	51,598	2,967,629	0.009	0.0139
3/11/20 10:03	-0.55	78.3	0.536	0.7318	0.029	28.8	1.392	29.24	538.26	42.09	49,582	2,851,855	0.009	0.0140
3/11/20 10:04	-0.55	77.8	0.542	0.7363	0.024	24.3	1.393	29.24	537.78	42.33	49,865	2,870,664	0.008	0.0142
3/11/20 10:05	-0.55	78.2	0.583	0.7636	0.030	29.9	1.393	29.24	538.16	43.91	51,734	2,976,177	0.010	0.0143
3/11/20 10:06	-0.55	78.4	0.605	0.7778	0.031	30.9	1.390	29.24	538.38	44.74	52,707	3,030,913	0.011	0.0145
3/11/20 10:07	-0.55	77.6	0.614	0.7833	0.029	29.4	1.389	29.24	537.59	45.02	53,037	3,054,366	0.010	0.0147
3/11/20 10:08	-0.55	78.4	0.573	0.7566	0.025	25.2	1.391	29.24	538.35	43.52	51,271	2,948,474	0.009	0.0148
3/11/20 10:09	-0.55	78.8	0.577	0.7597	0.026	26.1	1.390	29.24	538.82	43.71	51,499	2,958,999	0.009	0.0150

Emission Calculations

Client: Medline
Location: Waukegan, IL
Source: Common Stack
Date: 3/11/2020

As:	19.635 sqft
Cp:	0.84
Barometric:	29.28 in Hg
O2:	20.52 % vol
CO2	0.19 % vol

Clock Time	Static (in H2O)	TC (Deg F)	Raw DP (in H2O)	SQRT DP (in H2O)	EO (ppm v)	EO (ppb v)	Water (% vol)	Ps (in Hg)	Ts (deg R)	Vs (fps)	Qact (acfm)	Qstd (scfh)	EO Em (lb/hr)	EO Em (lbs)
3/11/20 10:10	-0.55	78.6	0.571	0.7554	0.024	23.6	1.388	29.24	538.62	43.46	51,198	2,942,839	0.008	0.0151
3/11/20 10:11	-0.55	77.5	0.608	0.7799	0.027	26.5	1.389	29.24	537.49	44.82	52,807	3,041,701	0.009	0.0153
3/11/20 10:12	-0.55	78.2	0.551	0.7420	0.027	26.6	1.390	29.24	538.17	42.67	50,272	2,892,019	0.009	0.0154
3/11/20 10:13	-0.55	78.8	0.644	0.8024	0.032	32.0	1.392	29.24	538.81	46.17	54,397	3,125,613	0.011	0.0156
3/11/20 10:14	-0.55	78.2	0.577	0.7596	0.033	33.3	1.393	29.24	538.24	43.69	51,467	2,960,353	0.011	0.0158
3/11/20 10:15	-0.55	78.1	0.564	0.7513	0.035	35.0	1.392	29.24	538.07	43.20	50,893	2,928,315	0.012	0.0160
3/11/20 10:16	-0.55	78.7	0.564	0.7509	0.031	31.5	1.392	29.24	538.69	43.21	50,900	2,925,342	0.011	0.0162
3/11/20 10:17	-0.55	78.5	0.601	0.7751	0.042	42.4	1.393	29.24	538.48	44.59	52,529	3,020,123	0.015	0.0164
3/11/20 10:18	-0.55	78.2	0.614	0.7838	0.042	42.1	1.392	29.24	538.25	45.08	53,104	3,054,527	0.015	0.0166
3/11/20 10:19	-0.55	78.0	0.591	0.7686	0.038	38.4	1.390	29.24	538.01	44.20	52,067	2,996,168	0.013	0.0169
3/11/20 10:20	-0.55	78.7	0.586	0.7657	0.036	36.3	1.389	29.24	538.69	44.05	51,901	2,982,867	0.012	0.0171
3/11/20 10:21	-0.55	78.8	0.603	0.7765	0.042	42.1	1.388	29.24	538.83	44.68	52,642	3,024,637	0.015	0.0173
3/11/20 10:22	-0.55	78.3	0.567	0.7527	0.041	41.4	1.389	29.24	538.33	43.29	51,000	2,933,025	0.014	0.0175
3/11/20 10:23	-0.55	78.0	0.629	0.7930	0.040	39.9	1.388	29.24	538.04	45.60	53,721	3,091,178	0.014	0.0178
3/11/20 10:24	-0.55	78.5	0.603	0.7766	0.037	36.7	1.385	29.24	538.48	44.67	52,629	3,025,849	0.013	0.0180
3/11/20 10:25	-0.55	78.2	0.561	0.7493	0.041	41.0	1.385	29.24	538.25	43.09	50,766	2,920,006	0.014	0.0182
3/11/20 10:26	-0.55	77.8	0.584	0.7641	0.035	35.2	1.383	29.24	537.78	43.92	51,746	2,978,974	0.012	0.0184
3/11/20 10:27	-0.55	78.3	0.610	0.7810	0.041	41.5	1.382	29.24	538.27	44.91	52,914	3,043,444	0.014	0.0187
3/11/20 10:28	-0.55	78.7	0.599	0.7740	0.031	31.3	1.382	29.24	538.71	44.53	52,465	3,015,137	0.011	0.0188
3/11/20 10:29	-0.55	77.3	0.605	0.7779	0.031	30.9	1.381	29.24	537.34	44.70	52,664	3,034,310	0.011	0.0190
3/11/20 10:30	-0.55	78.2	0.592	0.7697	0.032	31.7	1.380	29.24	538.22	44.26	52,147	2,999,597	0.011	0.0192
3/11/20 10:31	-0.55	78.3	0.601	0.7753	0.031	30.7	1.380	29.24	538.33	44.59	52,534	3,021,217	0.011	0.0194
3/11/20 10:32	-0.55	77.4	0.620	0.7874	0.033	33.5	1.377	29.24	537.37	45.25	53,305	3,071,074	0.012	0.0196
3/11/20 10:33	-0.55	78.3	0.601	0.7752	0.027	27.4	1.378	29.24	538.26	44.58	52,525	3,021,169	0.009	0.0197
3/11/20 10:34	-0.55	78.3	0.589	0.7674	0.031	31.2	1.379	29.24	538.28	44.13	51,995	2,990,531	0.011	0.0199
3/11/20 10:35	-0.55	77.5	0.600	0.7749	0.028	28.2	1.378	29.24	537.49	44.53	52,462	3,021,820	0.010	0.0201
3/11/20 10:36	-0.55	78.2	0.598	0.7730	0.023	22.7	1.378	29.24	538.19	44.46	52,373	3,012,802	0.008	0.0202
3/11/20 10:37	-0.55	78.3	0.577	0.7598	0.028	27.5	1.378	29.24	538.33	43.70	51,483	2,960,790	0.009	0.0204
3/11/20 10:38	-0.55	77.4	0.614	0.7835	0.032	31.7	1.377	29.24	537.38	45.02	53,039	3,055,639	0.011	0.0205
3/11/20 10:39	-0.55	78.5	0.577	0.7594	0.021	21.2	1.375	29.24	538.50	43.68	51,464	2,958,770	0.007	0.0207
3/11/20 10:40	-0.55	78.8	0.637	0.7982	0.030	30.2	1.374	29.24	538.82	45.93	54,108	3,108,927	0.011	0.0208
3/11/20 10:41	-0.55	78.3	0.608	0.7795	0.029	29.0	1.376	29.24	538.25	44.83	52,813	3,037,714	0.010	0.0210
3/11/20 10:42	-0.55	78.2	0.591	0.7685	0.036	35.7	1.375	29.24	538.21	44.20	52,066	2,995,033	0.012	0.0212
3/11/20 10:43	-0.55	78.8	0.596	0.7723	0.030	30.0	1.374	29.24	538.84	44.44	52,352	3,007,921	0.010	0.0214
3/11/20 10:44	-0.55	78.6	0.656	0.8098	0.042	41.9	1.371	29.24	538.63	46.59	54,882	3,154,526	0.015	0.0216
3/11/20 10:45	-0.55	78.3	0.569	0.7541	0.045	45.5	1.370	29.24	538.27	43.37	51,094	2,938,792	0.015	0.0219
3/11/20 10:46	-0.55	78.7	0.595	0.7714	0.046	46.0	1.367	29.24	538.71	44.38	52,283	3,004,723	0.016	0.0221
3/11/20 10:47	-0.55	78.8	0.584	0.7641	0.047	47.2	1.369	29.24	538.78	43.97	51,797	2,976,370	0.016	0.0224
3/11/20 10:48	-0.55	77.8	0.625	0.7907	0.045	45.4	1.367	29.24	537.85	45.46	53,551	3,082,495	0.016	0.0227
3/11/20 10:49	-0.55	78.5	0.571	0.7559	0.034	33.7	1.369	29.24	538.48	43.48	51,225	2,945,169	0.011	0.0229
3/11/20 10:50	-0.55	78.8	0.672	0.8198	0.037	36.9	1.367	29.24	538.83	47.17	55,574	3,193,105	0.013	0.0231
3/11/20 10:51	-0.55	78.3	0.620	0.7872	0.031	31.2	1.368	29.24	538.31	45.27	53,338	3,067,588	0.011	0.0233
3/11/20 10:52	-0.55	78.2	0.571	0.7554	0.035	34.7	1.368	29.24	538.19	43.44	51,180	2,944,152	0.012	0.0235
3/11/20 10:53	-0.55	78.8	0.629	0.7928	0.031	30.8	1.366	29.24	538.81	45.62	53,744	3,088,104	0.011	0.0237
3/11/20 10:54	-0.55	78.6	0.588	0.7667	0.039	39.4	1.365	29.24	538.57	44.10	51,959	2,986,858	0.013	0.0239
3/11/20 10:55	-0.55	77.9	0.603	0.7768	0.030	29.7	1.363	29.24	537.87	44.66	52,610	3,028,208	0.010	0.0241
3/11/20 10:56	-0.55	78.7	0.620	0.7873	0.029	29.2	1.366	29.24	538.71	45.30	53,366	3,066,943	0.010	0.0242
3/11/20 10:57	-0.55	78.8	0.586	0.7656	0.022	22.0	1.364	29.24	538.78	44.05	51,899	2,982,196	0.007	0.0243

Emission Calculations

Client: Medline
Location: Waukegan, IL
Source: Common Stack
Date: 3/11/2020

As: 19.635 sqft
Cp: 0.84
Barometric: 29.28 in Hg
O2: 20.52 % vol
CO2 0.19 % vol

Clock Time	Static (in H2O)	TC (Deg F)	Raw DP (in H2O)	SQRT DP (in H2O)	EO (ppm v)	EO (ppb v)	Water (% vol)	Ps (in Hg)	Ts (deg R)	Vs (fps)	Qact (acfm)	Qstd (scfh)	EO Em (lb/hr)	EO Em (lbs)
3/11/20 10:58	-0.55	78.2	0.590	0.7680	0.015	14.7	1.364	29.24	538.18	44.16	52,028	2,993,022	0.005	0.0244
3/11/20 10:59	-0.55	78.3	0.626	0.7909	0.025	25.3	1.364	29.24	538.34	45.49	53,588	3,081,804	0.009	0.0246
3/11/20 11:00	-0.55	78.8	0.604	0.7772	0.027	27.4	1.364	29.24	538.83	44.72	52,687	3,027,260	0.009	0.0247
3/11/20 11:01	-0.55	78.5	0.601	0.7752	0.027	26.9	1.364	29.24	538.53	44.59	52,533	3,020,074	0.009	0.0249
3/11/20 11:02	-0.55	77.9	0.566	0.7525	0.027	27.4	1.366	29.24	537.86	43.26	50,962	2,933,402	0.009	0.0250
3/11/20 11:03	-0.55	78.7	0.562	0.7497	0.034	34.2	1.366	29.24	538.67	43.13	50,811	2,920,320	0.011	0.0252
3/11/20 11:04	-0.55	78.8	0.638	0.7985	0.034	34.2	1.365	29.24	538.83	45.95	54,128	3,110,072	0.012	0.0254
3/11/20 11:05	-0.55	78.3	0.575	0.7580	0.036	36.3	1.365	29.24	538.35	43.60	51,362	2,953,741	0.012	0.0256
3/11/20 11:06	-0.55	77.9	0.599	0.7740	0.037	36.5	1.363	29.24	537.93	44.50	52,425	3,017,217	0.013	0.0259
3/11/20 11:07	-0.55	78.6	0.600	0.7744	0.043	42.5	1.364	29.24	538.64	44.55	52,486	3,016,752	0.015	0.0261
3/11/20 11:08	-0.55	78.8	0.570	0.7547	0.043	43.0	1.365	29.24	538.84	43.42	51,157	2,939,266	0.014	0.0263
3/11/20 11:09	-0.55	78.5	0.602	0.7756	0.041	41.4	1.366	29.24	538.46	44.61	52,560	3,022,044	0.014	0.0266
3/11/20 11:10	-0.55	77.9	0.613	0.7828	0.041	41.1	1.364	29.24	537.93	45.00	53,017	3,051,288	0.014	0.0268
3/11/20 11:11	-0.55	78.5	0.558	0.7470	0.045	45.2	1.364	29.24	538.55	42.97	50,624	2,910,215	0.015	0.0271
3/11/20 11:12	-0.55	78.8	0.637	0.7979	0.042	42.0	1.365	29.24	538.82	45.91	54,090	3,107,905	0.015	0.0273
3/11/20 11:13	-0.55	78.6	0.610	0.7811	0.038	38.2	1.365	29.24	538.57	44.93	52,936	3,042,985	0.013	0.0275
3/11/20 11:14	-0.55	77.9	0.567	0.7528	0.040	40.5	1.366	29.24	537.92	43.28	50,987	2,934,541	0.014	0.0278
3/11/20 11:15	-0.55	78.7	0.574	0.7578	0.037	37.3	1.366	29.24	538.72	43.60	51,362	2,951,699	0.013	0.0280
3/11/20 11:16	-0.55	78.7	0.596	0.7723	0.028	28.2	1.368	29.24	538.73	44.43	52,346	3,008,213	0.010	0.0281
3/11/20 11:17	-0.55	77.9	0.648	0.8052	0.026	26.3	1.368	29.24	537.88	46.29	54,537	3,139,097	0.009	0.0283
3/11/20 11:18	-0.55	78.5	0.591	0.7686	0.031	31.5	1.367	29.24	538.52	44.21	52,090	2,994,618	0.011	0.0285
3/11/20 11:19	-0.55	78.9	0.635	0.7966	0.028	28.2	1.367	29.24	538.88	45.84	54,004	3,102,609	0.010	0.0286
3/11/20 11:20	-0.55	78.2	0.611	0.7819	0.029	28.6	1.367	29.24	538.22	44.96	52,971	3,046,970	0.010	0.0288
3/11/20 11:21	-0.55	78.2	0.571	0.7559	0.025	25.2	1.366	29.24	538.23	43.47	51,213	2,945,826	0.008	0.0289
3/11/20 11:22	-0.55	78.9	0.542	0.7364	0.025	24.6	1.365	29.24	538.94	42.38	49,925	2,867,937	0.008	0.0291
3/11/20 11:23	-0.55	78.5	0.611	0.7814	0.032	31.7	1.367	29.24	538.55	44.95	52,956	3,044,317	0.011	0.0293
3/11/20 11:24	-0.55	77.9	0.587	0.7663	0.035	34.7	1.367	29.24	537.88	44.05	51,900	2,987,252	0.012	0.0295
3/11/20 11:25	-0.55	78.7	0.607	0.7791	0.038	37.7	1.367	29.24	538.68	44.82	52,807	3,034,960	0.013	0.0297
3/11/20 11:26	-0.55	78.8	0.610	0.7807	0.031	30.7	1.369	29.24	538.78	44.92	52,921	3,040,913	0.011	0.0299
3/11/20 11:27	-0.55	78.0	0.590	0.7679	0.024	24.4	1.369	29.24	537.99	44.15	52,011	2,993,068	0.008	0.0300
3/11/20 11:28	-0.55	78.3	0.577	0.7598	0.028	27.7	1.367	29.24	538.35	43.70	51,483	2,960,691	0.009	0.0302
3/11/20 11:29	-0.55	78.8	0.592	0.7693	0.029	28.5	1.366	29.24	538.81	44.26	52,147	2,996,358	0.010	0.0303
3/11/20 11:30	-0.55	79.2	0.605	0.7779	0.028	27.6	1.366	29.24	539.17	44.78	52,752	3,029,081	0.010	0.0305
3/11/20 11:31	-0.55	77.7	0.559	0.7479	0.032	31.8	1.369	29.24	537.75	42.99	50,650	2,916,059	0.011	0.0307
3/11/20 11:32	-0.55	78.5	0.582	0.7630	0.026	26.2	1.368	29.24	538.48	43.89	51,703	2,972,605	0.009	0.0308
3/11/20 11:33	-0.55	80.7	0.600	0.7747	0.028	27.8	1.367	29.24	540.66	44.65	52,606	3,012,383	0.010	0.0310
3/11/20 11:34	-0.55	78.6	0.591	0.7684	0.033	33.2	1.365	29.24	538.59	44.21	52,079	2,993,663	0.011	0.0311
3/11/20 11:35	-0.55	77.8	0.626	0.7913	0.024	24.1	1.367	29.24	537.78	45.49	53,586	3,084,908	0.008	0.0313
3/11/20 11:36	-0.55	78.4	0.606	0.7787	0.029	29.2	1.370	29.24	538.44	44.79	52,765	3,033,897	0.010	0.0315
3/11/20 11:37	-0.55	78.8	0.621	0.7883	0.027	26.7	1.370	29.24	538.81	45.36	53,436	3,070,388	0.009	0.0316
3/11/20 11:38	-0.55	78.7	0.585	0.7649	0.036	35.9	1.373	29.24	538.67	44.01	51,846	2,979,757	0.012	0.0318
3/11/20 11:39	-0.55	78.0	0.561	0.7487	0.025	24.7	1.374	29.24	537.96	43.04	50,710	2,918,394	0.008	0.0320
3/11/20 11:40	-0.55	78.3	0.583	0.7638	0.025	24.6	1.375	29.24	538.26	43.93	51,750	2,976,587	0.008	0.0321
3/11/20 11:41	-0.55	78.8	0.594	0.7709	0.030	30.3	1.371	29.24	538.76	44.36	52,256	3,002,831	0.010	0.0323
3/11/20 11:42	-0.55	78.7	0.602	0.7759	0.027	27.2	1.370	29.24	538.66	44.64	52,588	3,022,488	0.009	0.0324
3/11/20 11:43	-0.55	77.8	0.573	0.7567	0.030	30.2	1.371	29.24	537.80	43.50	51,247	2,950,122	0.010	0.0326
3/11/20 11:44	-0.55	78.6	0.595	0.7711	0.029	28.8	1.371	29.24	538.59	44.36	52,261	3,004,070	0.010	0.0328
3/11/20 11:45	-0.55	78.9	0.565	0.7517	0.018	17.7	1.372	29.24	538.92	43.26	50,963	2,927,714	0.006	0.0329

Emission Calculations

Client: Medline
Location: Waukegan, IL
Source: Common Stack
Date: 3/11/2020

As: 19.635 sqft
Cp: 0.84
Barometric: 29.28 in Hg
O2: 20.52 % vol
CO2 0.19 % vol

Clock Time	Static (in H2O)	TC (Deg F)	Raw DP (in H2O)	SQRT DP (in H2O)	EO (ppm v)	EO (ppb v)	Water (% vol)	Ps (in Hg)	Ts (deg R)	Vs (fps)	Qact (acfm)	Qstd (scfh)	EO Em (lb/hr)	EO Em (lbs)
3/11/20 11:46	-0.55	78.1	0.622	0.7887	0.016	16.2	1.372	29.24	538.13	45.35	53,433	3,074,071	0.006	0.0330
3/11/20 11:47	-0.55	78.3	0.565	0.7517	0.023	22.7	1.371	29.24	538.32	43.23	50,930	2,929,074	0.008	0.0331
3/11/20 11:48	-0.55	79.0	0.580	0.7615	0.028	27.8	1.372	29.24	538.96	43.82	51,628	2,965,698	0.009	0.0332
3/11/20 11:49	-0.55	78.5	0.582	0.7631	0.029	29.0	1.376	29.24	538.51	43.90	51,714	2,973,094	0.010	0.0334
3/11/20 11:50	-0.55	77.9	0.571	0.7556	0.027	27.1	1.375	29.24	537.85	43.44	51,178	2,945,893	0.009	0.0336
3/11/20 11:51	-0.55	78.7	0.561	0.7488	0.025	25.1	1.377	29.24	538.66	43.08	50,753	2,917,007	0.008	0.0337
3/11/20 11:52	-0.55	78.8	0.574	0.7579	0.028	27.5	1.378	29.24	538.77	43.61	51,374	2,952,144	0.009	0.0338
3/11/20 11:53	-0.55	78.0	0.561	0.7491	0.020	19.8	1.377	29.24	537.96	43.07	50,742	2,920,225	0.007	0.0340
3/11/20 11:54	-0.55	78.4	0.651	0.8071	0.025	25.5	1.380	29.24	538.37	46.42	54,690	3,144,970	0.009	0.0341
3/11/20 11:55	-0.55	78.8	0.623	0.7891	0.022	22.0	1.380	29.24	538.84	45.40	53,490	3,073,322	0.008	0.0342
3/11/20 11:56	-0.55	78.5	0.604	0.7770	0.023	23.5	1.379	29.24	538.48	44.69	52,655	3,027,308	0.008	0.0344
3/11/20 11:57	-0.55	77.8	0.608	0.7796	0.018	17.5	1.379	29.24	537.80	44.82	52,800	3,039,500	0.006	0.0345
3/11/20 11:58	-0.55	78.5	0.597	0.7729	0.016	16.2	1.381	29.24	538.52	44.46	52,381	3,011,391	0.006	0.0346
3/11/20 11:59	-0.55	78.9	0.597	0.7723	0.027	27.0	1.384	29.24	538.88	44.44	52,360	3,008,116	0.009	0.0347
3/11/20 12:00	-0.55	78.6	0.605	0.7779	0.022	21.9	1.384	29.24	538.58	44.75	52,725	3,030,838	0.008	0.0349
3/11/20 12:01	-0.55	77.8	0.622	0.7889	0.025	25.1	1.385	29.24	537.78	45.35	53,429	3,075,892	0.009	0.0350
3/11/20 12:02	-0.55	78.9	0.654	0.8088	0.033	33.2	1.383	29.24	538.94	46.54	54,832	3,149,835	0.012	0.0352
3/11/20 12:03	-0.55	79.3	0.577	0.7593	0.020	20.0	1.384	29.24	539.29	43.71	51,494	2,956,146	0.007	0.0353
3/11/20 12:04	-0.55	79.1	0.608	0.7797	0.022	22.0	1.386	29.24	539.05	44.88	52,870	3,036,519	0.008	0.0354
3/11/20 12:05	-0.55	77.8	0.574	0.7578	0.022	22.1	1.388	29.24	537.80	43.57	51,325	2,954,602	0.007	0.0356
3/11/20 12:06	-0.55	78.4	0.577	0.7593	0.026	25.8	1.386	29.24	538.43	43.67	51,453	2,958,512	0.009	0.0357
3/11/20 12:07	-0.55	79.1	0.618	0.7861	0.020	19.7	1.385	29.24	539.15	45.25	53,304	3,060,859	0.007	0.0358
3/11/20 12:08	-0.55	78.5	0.646	0.8039	0.023	23.0	1.386	29.24	538.55	46.25	54,485	3,132,154	0.008	0.0360
3/11/20 12:09	-0.55	78.2	0.590	0.7682	0.023	22.9	1.388	29.24	538.18	44.18	52,044	2,993,925	0.008	0.0361
3/11/20 12:10	-0.55	78.7	0.601	0.7750	0.032	32.2	1.390	29.24	538.74	44.59	52,537	3,019,128	0.011	0.0363
3/11/20 12:11	-0.55	79.4	0.565	0.7517	0.025	24.5	1.392	29.24	539.36	43.27	50,982	2,926,357	0.008	0.0364
3/11/20 12:12	-0.55	77.9	0.602	0.7761	0.019	18.6	1.390	29.24	537.89	44.62	52,565	3,025,540	0.006	0.0365
3/11/20 12:13	-0.55	78.8	0.570	0.7552	0.028	27.8	1.391	29.24	538.82	43.46	51,199	2,941,774	0.009	0.0367
3/11/20 12:14	-0.55	79.3	0.567	0.7527	0.029	28.5	1.394	29.24	539.27	43.33	51,045	2,930,495	0.010	0.0368
3/11/20 12:15	-0.55	78.3	0.604	0.7769	0.023	22.9	1.394	29.24	538.30	44.68	52,638	3,027,407	0.008	0.0370
3/11/20 12:16	-0.55	78.2	0.593	0.7703	0.022	21.9	1.392	29.24	538.17	44.30	52,185	3,002,068	0.008	0.0371
3/11/20 12:17	-0.55	79.4	0.592	0.7691	0.015	14.7	1.389	29.24	539.42	44.28	52,166	2,994,017	0.005	0.0372
3/11/20 12:18	-0.55	78.7	0.569	0.7541	0.022	22.3	1.389	29.24	538.68	43.39	51,116	2,937,754	0.007	0.0373
3/11/20 12:19	-0.55	77.8	0.562	0.7495	0.024	24.3	1.389	29.24	537.79	43.08	50,758	2,922,050	0.008	0.0374
3/11/20 12:20	-0.55	79.0	0.565	0.7517	0.021	21.1	1.389	29.24	539.01	43.26	50,965	2,927,295	0.007	0.0376
3/11/20 12:21	-0.55	79.3	0.614	0.7833	0.021	21.0	1.392	29.24	539.29	45.09	53,121	3,049,578	0.007	0.0377
3/11/20 12:22	-0.55	78.6	0.562	0.7496	0.026	25.6	1.393	29.24	538.63	43.13	50,807	2,920,308	0.009	0.0378
3/11/20 12:23	-0.55	78.8	0.609	0.7803	0.023	22.5	1.394	29.24	538.76	44.90	52,892	3,039,379	0.008	0.0379
3/11/20 12:24	-0.55	79.3	0.574	0.7573	0.023	22.5	1.395	29.24	539.27	43.60	51,360	2,948,556	0.008	0.0381
3/11/20 12:25	-0.55	78.9	0.571	0.7559	0.024	24.1	1.400	29.24	538.92	43.50	51,249	2,944,151	0.008	0.0382
3/11/20 12:26	-0.55	78.5	0.604	0.7774	0.019	19.2	1.398	29.24	538.45	44.72	52,681	3,029,018	0.007	0.0383
3/11/20 12:27	-0.55	79.2	0.635	0.7969	0.028	27.8	1.396	29.24	539.21	45.87	54,045	3,103,041	0.010	0.0385
3/11/20 12:28	-0.55	79.1	0.571	0.7557	0.021	21.5	1.397	29.24	539.14	43.50	51,246	2,942,752	0.007	0.0386
3/11/20 12:29	-0.55	78.3	0.604	0.7770	0.020	19.6	1.401	29.24	538.31	44.69	52,653	3,028,175	0.007	0.0387
3/11/20 12:30	-0.55	79.1	0.590	0.7681	0.021	21.4	1.401	29.24	539.06	44.21	52,084	2,991,291	0.007	0.0388
3/11/20 12:31	-0.55	79.3	0.593	0.7703	0.023	22.6	1.398	29.24	539.28	44.35	52,244	2,999,277	0.008	0.0390
3/11/20 12:32	-0.55	77.9	0.581	0.7621	0.024	24.1	1.398	29.24	537.94	43.82	51,622	2,970,959	0.008	0.0391
3/11/20 12:33	-0.55	78.8	0.606	0.7783	0.024	24.4	1.402	29.24	538.82	44.78	52,760	3,031,513	0.008	0.0392

Emission Calculations

Client: Medline
Location: Waukegan, IL
Source: Common Stack
Date: 3/11/2020

As: 19.635 sqft
Cp: 0.84
Barometric: 29.28 in Hg
O2: 20.52 % vol
CO2 0.19 % vol

Clock Time	Static (in H2O)	TC (Deg F)	Raw DP (in H2O)	SQRT DP (in H2O)	EO (ppm v)	EO (ppb v)	Water (% vol)	Ps (in Hg)	Ts (deg R)	Vs (fps)	Qact (acfm)	Qstd (scfh)	EO Em (lb/hr)	EO Em (lbs)
3/11/20 12:34	-0.55	79.3	0.607	0.7788	0.024	23.6	1.406	29.24	539.27	44.84	52,822	3,032,523	0.008	0.0394
3/11/20 12:35	-0.55	79.1	0.605	0.7778	0.021	21.2	1.407	29.24	539.11	44.77	52,740	3,028,728	0.007	0.0395
3/11/20 12:36	-0.55	78.3	0.590	0.7682	0.020	20.3	1.408	29.24	538.27	44.19	52,055	2,994,035	0.007	0.0396
3/11/20 12:37	-0.55	78.9	0.617	0.7857	0.026	26.1	1.406	29.24	538.94	45.22	53,274	3,060,336	0.009	0.0398
3/11/20 12:38	-0.55	79.3	0.636	0.7977	0.022	22.3	1.404	29.24	539.32	45.92	54,102	3,105,709	0.008	0.0399
3/11/20 12:39	-0.55	79.1	0.572	0.7562	0.017	17.3	1.403	29.24	539.06	43.53	51,279	2,945,060	0.006	0.0400
3/11/20 12:40	-0.55	78.3	0.562	0.7494	0.023	22.7	1.400	29.24	538.26	43.10	50,777	2,920,582	0.008	0.0401
3/11/20 12:41	-0.55	79.0	0.584	0.7643	0.022	22.2	1.396	29.24	538.96	43.99	51,822	2,976,794	0.008	0.0403
3/11/20 12:42	-0.55	79.3	0.592	0.7691	0.022	22.1	1.394	29.24	539.31	44.28	52,161	2,994,351	0.008	0.0404
3/11/20 12:43	-0.55	79.0	0.616	0.7850	0.021	20.9	1.394	29.24	539.04	45.18	53,230	3,057,261	0.007	0.0405
3/11/20 12:44	-0.55	78.2	0.608	0.7796	0.030	30.5	1.398	29.24	538.23	44.84	52,822	3,038,415	0.011	0.0407
3/11/20 12:45	-0.55	79.0	0.606	0.7783	0.018	17.7	1.403	29.24	538.99	44.80	52,773	3,031,277	0.006	0.0408
3/11/20 12:46	-0.55	79.3	0.602	0.7761	0.024	24.0	1.404	29.24	539.31	44.68	52,640	3,021,883	0.008	0.0409
3/11/20 12:47	-0.55	78.8	0.574	0.7578	0.017	17.3	1.401	29.24	538.80	43.60	51,369	2,951,671	0.006	0.0410
3/11/20 12:48	-0.55	78.5	0.603	0.7762	0.019	19.1	1.402	29.24	538.45	44.65	52,603	3,024,516	0.007	0.0411
3/11/20 12:49	-0.55	79.2	0.574	0.7578	0.028	27.8	1.405	29.24	539.18	43.62	51,392	2,950,929	0.009	0.0413
3/11/20 12:50	-0.55	79.1	0.597	0.7723	0.028	27.7	1.409	29.24	539.14	44.46	52,375	3,007,537	0.010	0.0414
3/11/20 12:51	-0.55	78.3	0.639	0.7996	0.022	22.4	1.412	29.24	538.28	45.99	54,182	3,116,331	0.008	0.0416
3/11/20 12:52	-0.55	79.0	0.574	0.7577	0.025	24.5	1.412	29.24	538.96	43.61	51,373	2,951,039	0.008	0.0417
3/11/20 12:53	-0.55	79.3	0.579	0.7610	0.026	25.5	1.409	29.24	539.29	43.81	51,612	2,962,947	0.009	0.0419
3/11/20 12:54	-0.55	78.6	0.597	0.7728	0.025	24.6	1.409	29.24	538.65	44.46	52,381	3,010,685	0.008	0.0420
3/11/20 12:55	-0.55	78.7	0.625	0.7907	0.027	27.2	1.408	29.24	538.65	45.49	53,595	3,080,434	0.010	0.0422
3/11/20 12:56	-0.55	79.3	0.580	0.7618	0.026	26.2	1.409	29.24	539.30	43.86	51,666	2,965,978	0.009	0.0423
3/11/20 12:57	-0.55	78.9	0.613	0.7829	0.019	18.5	1.410	29.24	538.93	45.06	53,083	3,049,471	0.006	0.0424
3/11/20 12:58	-0.55	78.4	0.577	0.7593	0.021	21.0	1.407	29.24	538.43	43.68	51,459	2,958,899	0.007	0.0425
3/11/20 12:59	-0.55	79.4	0.599	0.7741	0.030	30.0	1.406	29.24	539.38	44.57	52,504	3,013,661	0.010	0.0427
3/11/20 13:00	-0.55	79.1	0.586	0.7658	0.029	29.2	1.406	29.24	539.09	44.08	51,926	2,982,105	0.010	0.0429
3/11/20 13:01	-0.55	78.7	0.576	0.7591	0.023	23.3	1.409	29.24	538.70	43.68	51,459	2,957,385	0.008	0.0430
3/11/20 13:02	-0.55	79.1	0.591	0.7688	0.024	23.9	1.414	29.24	539.14	44.25	52,133	2,993,683	0.008	0.0431
3/11/20 13:03	-0.55	79.2	0.613	0.7829	0.024	24.5	1.416	29.24	539.22	45.07	53,094	3,048,428	0.009	0.0433
3/11/20 13:04	-0.55	78.3	0.571	0.7553	0.028	28.2	1.416	29.24	538.25	43.44	51,179	2,943,739	0.009	0.0434
3/11/20 13:05	-0.55	79.0	0.626	0.7911	0.018	18.5	1.414	29.24	538.98	45.53	53,638	3,081,022	0.007	0.0435
3/11/20 13:06	-0.55	79.4	0.595	0.7711	0.022	22.2	1.412	29.24	539.42	44.40	52,305	3,001,987	0.008	0.0437
3/11/20 13:07	-0.55	78.5	0.600	0.7743	0.020	19.6	1.410	29.24	538.48	44.54	52,478	3,017,198	0.007	0.0438
3/11/20 13:08	-0.55	78.8	0.586	0.7652	0.024	23.6	1.410	29.24	538.85	44.04	51,880	2,980,753	0.008	0.0439
3/11/20 13:09	-0.55	79.3	0.636	0.7976	0.023	23.2	1.409	29.24	539.28	45.91	54,092	3,105,372	0.008	0.0441
3/11/20 13:10	-0.55	78.7	0.625	0.7906	0.028	28.3	1.412	29.24	538.71	45.49	53,590	3,079,807	0.010	0.0442
3/11/20 13:11	-0.55	78.7	0.592	0.7693	0.025	25.2	1.414	29.24	538.70	44.26	52,147	2,996,920	0.009	0.0444
3/11/20 13:12	-0.55	79.3	0.565	0.7518	0.025	25.2	1.412	29.24	539.26	43.28	50,988	2,927,280	0.008	0.0445
3/11/20 13:13	-0.55	78.9	0.578	0.7604	0.024	24.3	1.415	29.24	538.92	43.76	51,555	2,961,692	0.008	0.0446
3/11/20 13:14	-0.55	78.4	0.598	0.7735	0.018	18.4	1.415	29.24	538.42	44.49	52,419	3,014,116	0.006	0.0448
3/11/20 13:15	-0.55	79.2	0.550	0.7418	0.020	19.8	1.410	29.24	539.20	42.70	50,303	2,888,323	0.007	0.0449
3/11/20 13:16	-0.55	79.1	0.600	0.7744	0.020	19.7	1.411	29.24	539.13	44.58	52,514	3,015,643	0.007	0.0450
3/11/20 13:17	-0.55	78.2	0.586	0.7658	0.027	27.3	1.417	29.24	538.23	44.04	51,886	2,984,534	0.009	0.0451
3/11/20 13:18	-0.55	79.1	0.602	0.7760	0.027	26.8	1.416	29.24	539.12	44.67	52,624	3,021,981	0.009	0.0453
3/11/20 13:19	-0.55	79.2	0.617	0.7857	0.014	13.9	1.415	29.24	539.20	45.23	53,288	3,059,638	0.005	0.0454
3/11/20 13:20	-0.55	78.4	0.580	0.7617	0.026	25.6	1.411	29.24	538.36	43.81	51,616	2,968,338	0.009	0.0455
3/11/20 13:21	-0.55	78.9	0.569	0.7542	0.025	25.0	1.412	29.24	538.92	43.40	51,134	2,937,504	0.008	0.0456

Emission Calculations

Client: Medline
Location: Waukegan, IL
Source: Common Stack
Date: 3/11/2020

As:	19.635 sqft
Cp:	0.84
Barometric:	29.28 in Hg
O2:	20.52 % vol
CO2	0.19 % vol

Clock Time	Static (in H2O)	TC (Deg F)	Raw DP (in H2O)	SQRT DP (in H2O)	EO (ppm v)	EO (ppb v)	Water (% vol)	Ps (in Hg)	Ts (deg R)	Vs (fps)	Qact (acfm)	Qstd (scfh)	EO Em (lb/hr)	EO Em (lbs)
3/11/20 13:22	-0.55	79.4	0.583	0.7635	0.019	19.0	1.416	29.24	539.35	43.96	51,785	2,972,512	0.006	0.0458
3/11/20 13:23	-0.55	78.6	0.626	0.7912	0.028	27.8	1.415	29.24	538.63	45.52	53,629	3,082,493	0.010	0.0459
3/11/20 13:24	-0.55	78.9	0.627	0.7917	0.020	19.5	1.414	29.24	538.86	45.56	53,675	3,083,822	0.007	0.0460
3/11/20 13:25	-0.55	79.3	0.592	0.7692	0.021	21.3	1.413	29.24	539.31	44.28	52,172	2,994,959	0.007	0.0462
3/11/20 13:26	-0.55	78.9	0.636	0.7976	0.024	24.4	1.414	29.24	538.93	45.90	54,079	3,106,655	0.009	0.0463
3/11/20 13:27	-0.55	78.4	0.560	0.7481	0.019	19.3	1.413	29.24	538.44	43.04	50,701	2,915,201	0.006	0.0464
3/11/20 13:28	-0.55	79.3	0.582	0.7626	0.024	24.4	1.413	29.24	539.27	43.90	51,723	2,969,415	0.008	0.0465
3/11/20 13:29	-0.55	79.7	0.612	0.7822	0.023	23.4	1.414	29.24	539.68	45.05	53,073	3,044,626	0.008	0.0467
3/11/20 13:30	-0.55	78.8	0.603	0.7764	0.026	25.5	1.413	29.24	538.85	44.68	52,636	3,024,224	0.009	0.0468
3/11/20 13:31	-0.55	79.4	0.610	0.7809	0.023	22.7	1.411	29.24	539.35	44.96	52,966	3,040,306	0.008	0.0470
3/11/20 13:32	-0.55	79.8	0.586	0.7652	0.025	24.6	1.415	29.24	539.77	44.07	51,920	2,977,980	0.008	0.0471
3/11/20 13:33	-0.55	79.2	0.639	0.7994	0.022	22.1	1.417	29.24	539.24	46.02	54,218	3,112,843	0.008	0.0472
3/11/20 13:34	-0.55	78.7	0.621	0.7879	0.020	19.8	1.419	29.24	538.73	45.34	53,411	3,069,412	0.007	0.0473
3/11/20 13:35	-0.55	79.0	0.610	0.7811	0.024	23.6	1.418	29.24	539.00	44.96	52,962	3,042,079	0.008	0.0475
3/11/20 13:36	-0.55	79.5	0.586	0.7656	0.019	18.8	1.414	29.24	539.50	44.09	51,938	2,980,493	0.006	0.0476
3/11/20 13:37	-0.55	79.4	0.556	0.7453	0.017	16.7	1.412	29.24	539.44	42.91	50,557	2,901,553	0.006	0.0477
3/11/20 13:38	-0.55	79.6	0.547	0.7395	0.021	21.1	1.410	29.24	539.57	42.58	50,165	2,878,393	0.007	0.0478
3/11/20 13:39	-0.55	78.7	0.604	0.7772	0.022	22.4	1.408	29.24	538.68	44.72	52,684	3,027,940	0.008	0.0479
3/11/20 13:40	-0.55	79.1	0.597	0.7723	0.023	22.8	1.413	29.24	539.06	44.45	52,371	3,007,803	0.008	0.0481
3/11/20 13:41	-0.55	79.2	0.576	0.7592	0.017	16.6	1.419	29.24	539.24	43.71	51,490	2,956,215	0.006	0.0482
3/11/20 13:42	-0.55	78.9	0.595	0.7714	0.022	21.9	1.419	29.24	538.90	44.39	52,298	3,004,485	0.008	0.0483
3/11/20 13:43	-0.55	79.3	0.566	0.7525	0.019	18.8	1.417	29.24	539.31	43.32	51,035	2,929,756	0.006	0.0484
3/11/20 13:44	-0.55	79.8	0.547	0.7398	0.020	20.2	1.415	29.24	539.77	42.61	50,198	2,879,204	0.007	0.0485
3/11/20 13:45	-0.55	78.9	0.545	0.7384	0.021	21.4	1.413	29.24	538.92	42.50	50,067	2,876,174	0.007	0.0486
3/11/20 13:46	-0.55	79.1	0.604	0.7774	0.021	20.7	1.410	29.24	539.08	44.74	52,713	3,027,310	0.007	0.0487
3/11/20 13:47	-0.55	79.7	0.582	0.7626	0.013	13.3	1.410	29.24	539.70	43.92	51,739	2,967,939	0.005	0.0488
3/11/20 13:48	-0.55	79.5	0.580	0.7613	0.023	23.3	1.411	29.24	539.47	43.84	51,643	2,963,742	0.008	0.0489
3/11/20 13:49	-0.55	78.7	0.600	0.7743	0.019	18.7	1.410	29.24	538.68	44.55	52,484	3,016,378	0.006	0.0490
3/11/20 13:50	-0.55	79.4	0.580	0.7618	0.015	15.2	1.408	29.24	539.42	43.86	51,676	2,965,908	0.005	0.0491
3/11/20 13:51	-0.55	79.8	0.590	0.7684	0.029	29.1	1.405	29.24	539.79	44.25	52,137	2,990,309	0.010	0.0493
3/11/20 13:52	-0.55	78.8	0.539	0.7342	0.026	25.8	1.406	29.24	538.81	42.25	49,771	2,859,772	0.008	0.0494
3/11/20 13:53	-0.55	79.0	0.605	0.7779	0.024	23.6	1.407	29.24	539.04	44.77	52,745	3,029,423	0.008	0.0496
3/11/20 13:54	-0.55	79.3	0.611	0.7816	0.022	21.6	1.406	29.24	539.27	45.00	53,009	3,043,254	0.008	0.0497
3/11/20 13:55	-0.55	79.2	0.564	0.7513	0.022	21.6	1.404	29.24	539.22	43.25	50,949	2,925,267	0.007	0.0498
3/11/20 13:56	-0.55	78.4	0.593	0.7703	0.024	24.4	1.403	29.24	538.44	44.31	52,204	3,001,625	0.008	0.0500
3/11/20 13:57	-0.55	78.7	0.590	0.7681	0.024	23.9	1.409	29.24	538.74	44.20	52,069	2,992,223	0.008	0.0501
3/11/20 13:58	-0.55	79.7	0.596	0.7721	0.020	20.3	1.409	29.24	539.68	44.47	52,388	3,005,273	0.007	0.0502
3/11/20 13:59	-0.55	79.6	0.606	0.7782	0.017	17.1	1.406	29.24	539.55	44.81	52,792	3,029,229	0.006	0.0503
3/11/20 14:00	-0.55	78.9	0.608	0.7799	0.025	24.6	1.407	29.24	538.90	44.88	52,874	3,037,550	0.009	0.0505
3/11/20 14:01	-0.55	78.9	0.599	0.7737	0.022	22.0	1.410	29.24	538.91	44.53	52,455	3,013,486	0.008	0.0506
3/11/20 14:02	-0.55	79.1	0.596	0.7721	0.020	19.9	1.411	29.24	539.08	44.44	52,358	3,006,972	0.007	0.0507
3/11/20 14:03	-0.55	79.3	0.572	0.7564	0.025	25.0	1.410	29.24	539.28	43.54	51,299	2,945,023	0.008	0.0508
3/11/20 14:04	-0.55	79.6	0.588	0.7671	0.023	22.7	1.408	29.24	539.56	44.17	52,038	2,985,876	0.008	0.0510
3/11/20 14:05	-0.55	79.4	0.588	0.7671	0.020	20.1	1.410	29.24	539.36	44.16	52,028	2,986,451	0.007	0.0511
3/11/20 14:06	-0.55	79.3	0.599	0.7736	0.025	25.1	1.414	29.24	539.32	44.54	52,471	3,012,115	0.009	0.0512
3/11/20 14:07	-0.55	79.7	0.599	0.7738	0.023	22.5	1.416	29.24	539.72	44.57	52,504	3,011,756	0.008	0.0513
3/11/20 14:08	-0.55	78.7	0.605	0.7777	0.022	21.9	1.417	29.24	538.68	44.75	52,716	3,029,748	0.008	0.0515
3/11/20 14:09	-0.55	79.6	0.575	0.7586	0.023	23.4	1.413	29.24	539.65	43.68	51,464	2,952,502	0.008	0.0516

Emission Calculations

Client: Medline
Location: Waukegan, IL
Source: Common Stack
Date: 3/11/2020

As: 19.635 sqft
Cp: 0.84
Barometric: 29.28 in Hg
O2: 20.52 % vol
CO2 0.19 % vol

Clock Time	Static (in H2O)	TC (Deg F)	Raw DP (in H2O)	SQRT DP (in H2O)	EO (ppm v)	EO (ppb v)	Water (% vol)	Ps (in Hg)	Ts (deg R)	Vs (fps)	Qact (acfm)	Qstd (scfh)	EO Em (lb/hr)	EO Em (lbs)
3/11/20 14:10	-0.55	79.6	0.580	0.7616	0.022	21.6	1.413	29.24	539.63	43.86	51,673	2,964,593	0.007	0.0517
3/11/20 14:11	-0.55	78.7	0.619	0.7868	0.020	19.9	1.411	29.24	538.68	45.27	53,330	3,065,073	0.007	0.0518
3/11/20 14:12	-0.55	80.1	0.596	0.7719	0.029	29.2	1.413	29.24	540.08	44.47	52,394	3,003,423	0.010	0.0520
3/11/20 14:13	-0.55	79.7	0.569	0.7541	0.027	26.8	1.412	29.24	539.71	43.43	51,162	2,934,837	0.009	0.0522
3/11/20 14:14	-0.55	78.9	0.547	0.7397	0.019	19.2	1.412	29.24	538.90	42.57	50,148	2,880,978	0.006	0.0523
3/11/20 14:15	-0.55	79.2	0.591	0.7690	0.023	23.4	1.412	29.24	539.24	44.27	52,155	2,994,399	0.008	0.0524
3/11/20 14:16	-0.55	79.7	0.584	0.7639	0.020	20.3	1.411	29.24	539.70	44.00	51,832	2,973,306	0.007	0.0525
3/11/20 14:17	-0.55	79.4	0.582	0.7630	0.027	27.1	1.413	29.24	539.37	43.93	51,754	2,970,673	0.009	0.0527
3/11/20 14:18	-0.55	78.9	0.604	0.7774	0.023	23.1	1.414	29.24	538.94	44.74	52,711	3,027,980	0.008	0.0528
3/11/20 14:19	-0.55	79.6	0.619	0.7866	0.014	13.8	1.413	29.24	539.60	45.30	53,363	3,061,701	0.005	0.0529
3/11/20 14:20	-0.55	79.6	0.603	0.7762	0.019	19.4	1.412	29.24	539.64	44.70	52,662	3,021,247	0.007	0.0530
3/11/20 14:21	-0.55	78.9	0.567	0.7528	0.025	24.8	1.412	29.24	538.88	43.32	51,037	2,932,184	0.008	0.0531
3/11/20 14:22	-0.55	79.0	0.560	0.7485	0.023	23.2	1.413	29.24	539.03	43.08	50,751	2,914,915	0.008	0.0533
3/11/20 14:23	-0.55	79.5	0.558	0.7469	0.019	19.2	1.412	29.24	539.51	43.01	50,669	2,907,634	0.006	0.0534
3/11/20 14:24	-0.55	79.8	0.661	0.8130	0.029	29.0	1.410	29.24	539.76	46.83	55,165	3,164,155	0.010	0.0535
3/11/20 14:25	-0.55	79.7	0.584	0.7643	0.021	20.8	1.409	29.24	539.69	44.02	51,858	2,974,870	0.007	0.0537
3/11/20 14:26	-0.55	79.3	0.615	0.7839	0.032	32.2	1.410	29.24	539.35	45.13	53,169	3,052,003	0.011	0.0538
3/11/20 14:27	-0.55	78.9	0.568	0.7539	0.021	20.5	1.411	29.24	538.90	43.39	51,115	2,936,525	0.007	0.0540
3/11/20 14:28	-0.55	79.7	0.617	0.7855	0.031	31.1	1.410	29.24	539.67	45.24	53,293	3,057,304	0.011	0.0541
3/11/20 14:29	-0.55	79.5	0.600	0.7747	0.028	27.6	1.408	29.24	539.54	44.61	52,556	3,015,729	0.010	0.0543
3/11/20 14:30	-0.55	78.7	0.576	0.7589	0.023	22.6	1.409	29.24	538.73	43.67	51,442	2,956,291	0.008	0.0544
3/11/20 14:31	-0.55	79.6	0.640	0.8001	0.030	30.2	1.411	29.24	539.58	46.07	54,277	3,114,259	0.011	0.0546
3/11/20 14:32	-0.55	79.7	0.581	0.7622	0.035	35.5	1.413	29.24	539.70	43.89	51,712	2,966,428	0.012	0.0548
3/11/20 14:33	-0.55	78.8	0.574	0.7578	0.032	32.2	1.413	29.24	538.79	43.61	51,374	2,952,035	0.011	0.0550
3/11/20 14:34	-0.55	79.3	0.565	0.7518	0.030	29.5	1.409	29.24	539.35	43.28	50,992	2,927,011	0.010	0.0552
3/11/20 14:35	-0.55	79.7	0.577	0.7598	0.028	27.7	1.410	29.24	539.68	43.76	51,551	2,957,267	0.009	0.0553
3/11/20 14:36	-0.55	79.1	0.617	0.7856	0.037	37.1	1.413	29.24	539.07	45.22	53,268	3,059,248	0.013	0.0555
3/11/20 14:37	-0.55	79.2	0.586	0.7654	0.040	40.2	1.415	29.24	539.22	44.06	51,911	2,980,522	0.014	0.0558
3/11/20 14:38	-0.55	80.2	0.590	0.7681	0.037	36.6	1.415	29.24	540.24	44.26	52,142	2,988,110	0.013	0.0560
3/11/20 14:39	-0.55	79.4	0.643	0.8020	0.035	34.6	1.409	29.24	539.41	46.18	54,399	3,122,284	0.012	0.0562
3/11/20 14:40	-0.55	79.3	0.563	0.7502	0.034	34.4	1.408	29.24	539.32	43.19	50,882	2,920,853	0.011	0.0564
3/11/20 14:41	-0.55	79.6	0.570	0.7547	0.051	51.4	1.410	29.24	539.64	43.46	51,199	2,937,322	0.017	0.0567
3/11/20 14:42	-0.55	79.6	0.587	0.7662	0.034	34.0	1.411	29.24	539.62	44.12	51,983	2,982,445	0.012	0.0568
3/11/20 14:43	-0.55	78.7	0.574	0.7575	0.035	35.1	1.411	29.24	538.66	43.58	51,346	2,951,084	0.012	0.0570
3/11/20 14:44	-0.55	79.5	0.539	0.7342	0.037	37.5	1.409	29.24	539.46	42.28	49,805	2,858,332	0.012	0.0572
3/11/20 14:45	-0.55	79.7	0.574	0.7578	0.037	37.3	1.408	29.24	539.69	43.64	51,412	2,949,268	0.013	0.0575
3/11/20 14:46	-0.55	79.2	0.590	0.7679	0.047	46.6	1.412	29.24	539.16	44.20	52,072	2,990,073	0.016	0.0577
3/11/20 14:47	-0.55	79.2	0.575	0.7586	0.041	41.3	1.415	29.24	539.17	43.67	51,442	2,953,813	0.014	0.0580
3/11/20 14:48	-0.55	79.7	0.592	0.7691	0.041	41.2	1.415	29.24	539.72	44.29	52,183	2,993,334	0.014	0.0582
3/11/20 14:49	-0.55	79.5	0.591	0.7687	0.037	36.9	1.413	29.24	539.53	44.26	52,147	2,992,326	0.013	0.0584
3/11/20 14:50	-0.55	78.7	0.561	0.7487	0.037	36.5	1.409	29.24	538.68	43.08	50,752	2,916,890	0.012	0.0586
3/11/20 14:51	-0.55	79.4	0.582	0.7626	0.036	36.0	1.408	29.24	539.44	43.91	51,731	2,968,906	0.012	0.0588
3/11/20 14:52	-0.55	79.7	0.603	0.7765	0.032	32.3	1.410	29.24	539.74	44.72	52,684	3,021,951	0.011	0.0590
3/11/20 14:53	-0.55	79.5	0.631	0.7945	0.036	36.5	1.406	29.24	539.49	45.75	53,894	3,092,758	0.013	0.0592
3/11/20 14:54	-0.55	78.9	0.568	0.7533	0.035	35.4	1.405	29.24	538.90	43.35	51,074	2,934,148	0.012	0.0594
3/11/20 14:55	-0.55	78.8	0.591	0.7686	0.037	37.5	1.406	29.24	538.79	44.23	52,106	2,994,089	0.013	0.0596
3/11/20 14:56	-0.55	79.9	0.638	0.7990	0.037	36.7	1.409	29.24	539.87	46.02	54,219	3,109,283	0.013	0.0598
3/11/20 14:57	-0.55	80.2	0.570	0.7547	0.035	35.5	1.406	29.24	540.16	43.48	51,223	2,935,908	0.012	0.0600

Emission Calculations

Client: Medline
Location: Waukegan, IL
Source: Common Stack
Date: 3/11/2020

As: 19.635 sqft
Cp: 0.84
Barometric: 29.28 in Hg
O2: 20.52 % vol
CO2 0.19 % vol

Clock Time	Static (in H2O)	TC (Deg F)	Raw DP (in H2O)	SQRT DP (in H2O)	EO (ppm v)	EO (ppb v)	Water (% vol)	Ps (in Hg)	Ts (deg R)	Vs (fps)	Qact (acfm)	Qstd (scfh)	EO Em (lb/hr)	EO Em (lbs)
3/11/20 14:58	-0.55	80.1	0.616	0.7850	0.040	40.4	1.404	29.24	540.07	45.23	53,282	3,054,385	0.014	0.0603
3/11/20 14:59	-0.55	78.7	0.597	0.7727	0.033	32.8	1.405	29.24	538.67	44.46	52,377	3,010,348	0.011	0.0605
3/11/20 15:00	-0.55	79.9	0.566	0.7520	0.036	35.8	1.406	29.24	539.89	43.32	51,030	2,926,314	0.012	0.0607
3/11/20 15:01	-0.55	80.2	0.582	0.7626	0.040	39.9	1.409	29.24	540.21	43.94	51,767	2,966,810	0.014	0.0609
3/11/20 15:02	-0.55	79.2	0.546	0.7389	0.032	32.0	1.405	29.24	539.21	42.53	50,107	2,876,948	0.011	0.0611
3/11/20 15:03	-0.55	79.4	0.580	0.7614	0.039	38.8	1.406	29.24	539.40	43.84	51,648	2,964,403	0.013	0.0613
3/11/20 15:04	-0.55	80.1	0.562	0.7497	0.049	49.1	1.406	29.24	540.06	43.19	50,885	2,917,040	0.016	0.0616
3/11/20 15:05	-0.55	80.0	0.619	0.7866	0.043	43.3	1.408	29.24	540.05	45.32	53,389	3,060,662	0.015	0.0618
3/11/20 15:06	-0.55	79.2	0.595	0.7713	0.038	38.1	1.410	29.24	539.17	44.40	52,305	3,003,445	0.013	0.0620
3/11/20 15:07	-0.55	80.1	0.573	0.7570	0.042	42.4	1.408	29.24	540.05	43.61	51,380	2,945,463	0.014	0.0623
3/11/20 15:08	-0.55	80.0	0.631	0.7946	0.046	46.4	1.406	29.24	540.04	45.78	53,929	3,091,690	0.016	0.0625
3/11/20 15:09	-0.55	79.2	0.560	0.7483	0.043	42.9	1.402	29.24	539.18	43.07	50,743	2,913,671	0.014	0.0628
3/11/20 15:10	-0.55	80.0	0.581	0.7623	0.045	45.2	1.400	29.24	540.00	43.91	51,734	2,966,058	0.015	0.0630
3/11/20 15:11	-0.55	80.1	0.580	0.7615	0.046	46.0	1.402	29.24	540.13	43.87	51,687	2,962,639	0.016	0.0633
3/11/20 15:12	-0.55	79.1	0.579	0.7612	0.047	47.4	1.402	29.24	539.15	43.81	51,618	2,964,062	0.016	0.0636
3/11/20 15:13	-0.55	80.0	0.571	0.7557	0.050	49.9	1.400	29.24	540.04	43.54	51,289	2,940,324	0.017	0.0638
3/11/20 15:14	-0.55	80.3	0.593	0.7699	0.045	45.3	1.399	29.24	540.27	44.36	52,265	2,995,007	0.015	0.0641
3/11/20 15:15	-0.55	79.1	0.553	0.7439	0.050	50.4	1.398	29.24	539.13	42.82	50,445	2,896,811	0.017	0.0644
3/11/20 15:16	-0.55	80.0	0.598	0.7730	0.045	45.5	1.397	29.24	539.97	44.53	52,457	3,007,687	0.016	0.0646
3/11/20 15:17	-0.55	80.2	0.584	0.7639	0.050	49.7	1.396	29.24	540.19	44.01	51,854	2,971,889	0.017	0.0649
3/11/20 15:18	-0.55	79.4	0.572	0.7564	0.045	45.0	1.394	29.24	539.38	43.55	51,306	2,944,917	0.015	0.0652
3/11/20 15:19	-0.55	79.8	0.589	0.7677	0.042	41.8	1.392	29.24	539.82	44.22	52,093	2,987,615	0.014	0.0654
3/11/20 15:20	-0.55	80.2	0.575	0.7583	0.047	47.1	1.397	29.24	540.18	43.69	51,470	2,949,927	0.016	0.0657
3/11/20 15:21	-0.55	79.6	0.601	0.7752	0.048	47.9	1.397	29.24	539.63	44.64	52,590	3,017,180	0.017	0.0659
3/11/20 15:22	-0.55	79.6	0.615	0.7841	0.049	48.9	1.397	29.24	539.64	45.15	53,195	3,051,854	0.017	0.0662
3/11/20 15:23	-0.55	80.2	0.550	0.7413	0.044	43.9	1.394	29.24	540.17	42.71	50,315	2,883,790	0.014	0.0665
3/11/20 15:24	-0.55	79.8	0.560	0.7480	0.049	48.7	1.393	29.24	539.80	43.08	50,753	2,910,918	0.016	0.0667
3/11/20 15:25	-0.55	79.5	0.558	0.7469	0.042	42.0	1.393	29.24	539.47	43.01	50,666	2,907,619	0.014	0.0670
3/11/20 15:26	-0.55	80.1	0.624	0.7899	0.039	39.4	1.392	29.24	540.14	45.51	53,612	3,072,890	0.014	0.0672
3/11/20 15:27	-0.55	79.9	0.557	0.7464	0.047	46.6	1.390	29.24	539.93	42.99	50,650	2,904,285	0.015	0.0675
3/11/20 15:28	-0.55	79.3	0.561	0.7489	0.050	50.5	1.388	29.24	539.33	43.11	50,790	2,915,525	0.017	0.0677
3/11/20 15:29	-0.55	80.1	0.563	0.7503	0.041	41.1	1.385	29.24	540.14	43.23	50,927	2,919,039	0.014	0.0680
3/11/20 15:30	-0.55	80.0	0.647	0.8043	0.044	43.8	1.386	29.24	539.96	46.33	54,581	3,129,517	0.016	0.0682
3/11/20 15:31	-0.55	79.3	0.584	0.7641	0.042	42.5	1.389	29.24	539.26	43.99	51,822	2,975,152	0.014	0.0685
3/11/20 15:32	-0.55	80.1	0.564	0.7507	0.037	37.5	1.386	29.24	540.07	43.24	50,946	2,920,535	0.013	0.0687
3/11/20 15:33	-0.55	80.0	0.613	0.7831	0.038	37.5	1.382	29.24	540.01	45.11	53,147	3,046,984	0.013	0.0689
3/11/20 15:34	-0.55	79.2	0.635	0.7968	0.039	39.4	1.380	29.24	539.20	45.87	54,034	3,102,505	0.014	0.0691
3/11/20 15:35	-0.55	80.1	0.639	0.7994	0.042	42.3	1.380	29.24	540.08	46.05	54,257	3,110,208	0.015	0.0694
3/11/20 15:36	-0.55	80.0	0.596	0.7718	0.042	42.2	1.381	29.24	540.02	44.46	52,379	3,002,924	0.014	0.0696
3/11/20 15:37	-0.55	79.2	0.590	0.7682	0.042	41.7	1.380	29.24	539.16	44.22	52,091	2,991,152	0.014	0.0699
3/11/20 15:38	-0.55	79.9	0.570	0.7549	0.044	43.8	1.378	29.24	539.93	43.48	51,228	2,937,410	0.015	0.0701
3/11/20 15:39	-0.55	80.1	0.590	0.7680	0.037	37.1	1.381	29.24	540.14	44.25	52,125	2,987,666	0.013	0.0703
3/11/20 15:40	-0.55	79.4	0.625	0.7907	0.041	41.3	1.378	29.24	539.36	45.52	53,627	3,078,251	0.015	0.0706
3/11/20 15:41	-0.55	79.8	0.636	0.7975	0.039	39.1	1.376	29.24	539.78	45.93	54,109	3,103,502	0.014	0.0708
3/11/20 15:42	-0.55	80.2	0.600	0.7747	0.034	34.0	1.376	29.24	540.16	44.63	52,579	3,013,564	0.012	0.0710
3/11/20 15:43	-0.55	79.5	0.600	0.7747	0.032	32.1	1.376	29.24	539.51	44.61	52,552	3,015,623	0.011	0.0712
3/11/20 15:44	-0.55	79.8	0.553	0.7434	0.039	38.5	1.373	29.24	539.79	42.81	50,437	2,892,825	0.013	0.0714
3/11/20 15:45	-0.55	80.2	0.603	0.7763	0.038	37.5	1.370	29.24	540.24	44.73	52,696	3,019,845	0.013	0.0716

Emission Calculations

Client: Medline
Location: Waukegan, IL
Source: Common Stack
Date: 3/11/2020

As: 19.635 sqft
Cp: 0.84
Barometric: 29.28 in Hg
O2: 20.52 % vol
CO2 0.19 % vol

Clock Time	Static (in H2O)	TC (Deg F)	Raw DP (in H2O)	SQRT DP (in H2O)	EO (ppm v)	EO (ppb v)	Water (% vol)	Ps (in Hg)	Ts (deg R)	Vs (fps)	Qact (acfm)	Qstd (scfh)	EO Em (lb/hr)	EO Em (lbs)
3/11/20 15:46	-0.55	79.4	0.581	0.7622	0.044	44.1	1.370	29.24	539.42	43.88	51,699	2,967,228	0.015	0.0719
3/11/20 15:47	-0.55	79.8	0.602	0.7760	0.038	38.4	1.372	29.24	539.82	44.69	52,649	3,019,499	0.013	0.0721
3/11/20 15:48	-0.55	80.2	0.581	0.7625	0.042	42.4	1.371	29.24	540.16	43.93	51,753	2,966,205	0.014	0.0723
3/11/20 15:49	-0.55	79.4	0.602	0.7761	0.041	40.7	1.368	29.24	539.44	44.68	52,639	3,021,061	0.014	0.0725
3/11/20 15:50	-0.55	79.8	0.596	0.7720	0.043	42.5	1.366	29.24	539.84	44.46	52,382	3,004,076	0.015	0.0728
3/11/20 15:51	-0.55	80.2	0.632	0.7949	0.040	40.3	1.366	29.24	540.18	45.79	53,949	3,092,033	0.014	0.0730
3/11/20 15:52	-0.55	79.4	0.566	0.7524	0.034	34.5	1.367	29.24	539.43	43.32	51,032	2,928,897	0.012	0.0732
3/11/20 15:53	-0.55	79.8	0.593	0.7699	0.036	36.4	1.364	29.24	539.79	44.34	52,234	2,995,895	0.012	0.0734
3/11/20 15:54	-0.55	80.2	0.577	0.7595	0.041	40.5	1.364	29.24	540.21	43.76	51,549	2,954,292	0.014	0.0737
3/11/20 15:55	-0.55	79.5	0.588	0.7666	0.036	36.3	1.363	29.24	539.52	44.14	52,001	2,983,960	0.012	0.0739
3/11/20 15:56	-0.55	79.7	0.579	0.7607	0.040	39.5	1.362	29.24	539.69	43.80	51,604	2,960,317	0.013	0.0741
3/11/20 15:57	-0.55	80.2	0.567	0.7529	0.042	41.9	1.364	29.24	540.15	43.38	51,102	2,928,974	0.014	0.0743
3/11/20 15:58	-0.55	79.8	0.628	0.7922	0.034	33.9	1.365	29.24	539.76	45.62	53,749	3,082,922	0.012	0.0745
3/11/20 15:59	-0.55	79.6	0.595	0.7714	0.037	37.5	1.363	29.24	539.55	44.41	52,324	3,002,348	0.013	0.0747
3/11/20 16:00	-0.55	80.2	0.599	0.7737	0.042	41.9	1.361	29.24	540.16	44.57	52,511	3,009,728	0.014	0.0750
3/11/20 16:01	-0.55	79.7	0.576	0.7592	0.038	38.1	1.360	29.24	539.74	43.72	51,508	2,954,523	0.013	0.0752
3/11/20 16:02	-0.55	79.4	0.590	0.7680	0.049	48.8	1.363	29.24	539.39	44.22	52,091	2,989,916	0.017	0.0755
3/11/20 16:03	-0.55	80.2	0.561	0.7487	0.041	40.7	1.363	29.24	540.19	43.14	50,819	2,912,545	0.014	0.0757
3/11/20 16:04	-0.55	80.8	0.541	0.7356	0.039	39.1	1.365	29.24	540.82	42.40	49,957	2,859,777	0.013	0.0759
3/11/20 16:05	-0.55	79.3	0.590	0.7680	0.038	38.1	1.363	29.24	539.28	44.21	52,086	2,990,205	0.013	0.0761
3/11/20 16:06	-0.55	80.2	0.568	0.7537	0.039	39.5	1.365	29.24	540.19	43.42	51,153	2,931,725	0.013	0.0763
3/11/20 16:07	-0.55	80.0	0.569	0.7540	0.038	37.8	1.364	29.24	540.04	43.43	51,169	2,933,410	0.013	0.0766
3/11/20 16:08	-0.55	79.2	0.601	0.7752	0.035	35.2	1.363	29.24	539.20	44.62	52,570	3,018,445	0.012	0.0768
3/11/20 16:09	-0.55	80.1	0.596	0.7722	0.036	35.6	1.362	29.24	540.13	44.49	52,409	3,004,027	0.012	0.0770
3/11/20 16:10	-0.55	80.1	0.580	0.7614	0.034	34.1	1.361	29.24	540.08	43.86	51,672	2,962,035	0.012	0.0772
3/11/20 16:11	-0.55	79.2	0.588	0.7666	0.036	36.5	1.360	29.24	539.16	44.12	51,978	2,984,689	0.012	0.0774
3/11/20 16:12	-0.55	80.0	0.599	0.7740	0.035	35.2	1.361	29.24	540.04	44.58	52,523	3,011,043	0.012	0.0776
3/11/20 16:13	-0.55	80.1	0.611	0.7813	0.041	40.7	1.364	29.24	540.12	45.01	53,029	3,039,626	0.014	0.0778
3/11/20 16:14	-0.55	79.2	0.571	0.7559	0.035	35.2	1.363	29.24	539.18	43.51	51,258	2,943,211	0.012	0.0780
3/11/20 16:15	-0.55	80.0	0.552	0.7430	0.031	31.2	1.362	29.24	540.01	42.80	50,424	2,890,854	0.010	0.0782
3/11/20 16:16	-0.55	80.1	0.604	0.7769	0.035	34.9	1.361	29.24	540.13	44.75	52,724	3,022,100	0.012	0.0784
3/11/20 16:17	-0.55	79.2	0.578	0.7599	0.030	29.9	1.362	29.24	539.16	43.74	51,530	2,958,936	0.010	0.0785
3/11/20 16:18	-0.55	80.1	0.566	0.7523	0.043	42.5	1.362	29.24	540.10	43.34	51,059	2,926,776	0.014	0.0788
3/11/20 16:19	-0.55	80.2	0.636	0.7974	0.030	29.8	1.361	29.24	540.17	45.94	54,119	3,101,791	0.011	0.0789
3/11/20 16:20	-0.55	79.4	0.618	0.7862	0.033	32.9	1.360	29.24	539.36	45.26	53,320	3,060,598	0.012	0.0791
3/11/20 16:21	-0.55	79.8	0.589	0.7672	0.034	33.7	1.358	29.24	539.82	44.18	52,054	2,985,400	0.012	0.0793
3/11/20 16:22	-0.55	80.2	0.582	0.7628	0.029	28.7	1.361	29.24	540.16	43.94	51,769	2,967,177	0.010	0.0795
3/11/20 16:23	-0.55	79.4	0.620	0.7871	0.032	32.1	1.364	29.24	539.43	45.31	53,385	3,063,884	0.011	0.0797
3/11/20 16:24	-0.55	79.8	0.588	0.7666	0.035	34.7	1.363	29.24	539.80	44.15	52,010	2,982,928	0.012	0.0799
3/11/20 16:25	-0.55	80.2	0.589	0.7676	0.032	32.4	1.362	29.24	540.22	44.22	52,100	2,985,839	0.011	0.0801
3/11/20 16:26	-0.55	79.5	0.606	0.7783	0.022	22.0	1.361	29.24	539.51	44.81	52,790	3,029,330	0.008	0.0802
3/11/20 16:27	-0.55	79.8	0.621	0.7879	0.024	23.8	1.362	29.24	539.79	45.38	53,458	3,066,062	0.008	0.0803
3/11/20 16:28	-0.55	80.2	0.582	0.7632	0.027	26.8	1.361	29.24	540.20	43.97	51,798	2,968,611	0.009	0.0805
3/11/20 16:29	-0.55	79.5	0.597	0.7725	0.031	31.2	1.360	29.24	539.53	44.48	52,402	3,006,932	0.011	0.0807
3/11/20 16:30	-0.55	79.7	0.590	0.7683	0.037	37.4	1.358	29.24	539.65	44.24	52,121	2,990,163	0.013	0.0809
3/11/20 16:31	-0.55	80.4	0.604	0.7770	0.025	25.0	1.357	29.24	540.39	44.78	52,750	3,022,102	0.009	0.0810
3/11/20 16:32	-0.55	79.7	0.565	0.7517	0.032	31.6	1.358	29.24	539.68	43.28	50,993	2,925,305	0.011	0.0812
3/11/20 16:33	-0.55	79.5	0.592	0.7695	0.028	28.0	1.358	29.24	539.53	44.30	52,195	2,995,065	0.010	0.0814

Emission Calculations

Client: Medline
Location: Waukegan, IL
Source: Common Stack
Date: 3/11/2020

As: 19.635 sqft
Cp: 0.84
Barometric: 29.28 in Hg
O2: 20.52 % vol
CO2 0.19 % vol

Clock Time	Static (in H2O)	TC (Deg F)	Raw DP (in H2O)	SQRT DP (in H2O)	EO (ppm v)	EO (ppb v)	Water (% vol)	Ps (in Hg)	Ts (deg R)	Vs (fps)	Qact (acfm)	Qstd (scfh)	EO Em (lb/hr)	EO Em (lbs)
3/11/20 16:34	-0.55	80.2	0.582	0.7626	0.028	27.5	1.357	29.24	540.18	43.94	51,761	2,966,584	0.009	0.0815
3/11/20 16:35	-0.55	79.8	0.593	0.7699	0.027	27.3	1.355	29.24	539.84	44.34	52,236	2,995,692	0.009	0.0817
3/11/20 16:36	-0.55	79.4	0.599	0.7741	0.035	34.8	1.356	29.24	539.43	44.56	52,501	3,013,244	0.012	0.0819
3/11/20 16:37	-0.55	80.1	0.566	0.7522	0.032	32.4	1.356	29.24	540.14	43.33	51,051	2,926,125	0.011	0.0820
3/11/20 16:38	-0.55	79.9	0.587	0.7659	0.031	31.0	1.359	29.24	539.92	44.11	51,970	2,980,058	0.011	0.0822
3/11/20 16:39	-0.55	79.3	0.592	0.7695	0.031	30.8	1.356	29.24	539.33	44.30	52,185	2,995,592	0.011	0.0824
3/11/20 16:40	-0.55	80.1	0.631	0.7942	0.031	31.1	1.356	29.24	540.12	45.75	53,903	3,089,698	0.011	0.0826
3/11/20 16:41	-0.55	80.1	0.590	0.7682	0.027	27.0	1.358	29.24	540.06	44.25	52,132	2,988,541	0.009	0.0827
3/11/20 16:42	-0.55	79.2	0.581	0.7619	0.030	29.6	1.357	29.24	539.18	43.85	51,664	2,966,542	0.010	0.0829
3/11/20 16:43	-0.55	80.2	0.573	0.7570	0.039	39.0	1.357	29.24	540.22	43.62	51,383	2,944,726	0.013	0.0831
3/11/20 16:44	-0.55	80.1	0.606	0.7781	0.047	47.5	1.354	29.24	540.10	44.83	52,810	3,027,141	0.016	0.0834
3/11/20 16:45	-0.55	79.2	0.578	0.7604	0.036	35.9	1.352	29.24	539.15	43.77	51,560	2,960,694	0.012	0.0836
3/11/20 16:46	-0.55	79.9	0.597	0.7729	0.040	40.0	1.353	29.24	539.94	44.51	52,443	3,007,018	0.014	0.0838
3/11/20 16:47	-0.55	80.2	0.615	0.7845	0.043	42.9	1.353	29.24	540.19	45.19	53,244	3,051,529	0.015	0.0841
3/11/20 16:48	-0.55	79.3	0.568	0.7539	0.045	45.4	1.354	29.24	539.31	43.40	51,129	2,935,078	0.015	0.0843
3/11/20 16:49	-0.55	79.9	0.588	0.7667	0.046	45.8	1.354	29.24	539.90	44.16	52,027	2,983,372	0.016	0.0846
3/11/20 16:50	-0.55	80.4	0.590	0.7679	0.045	45.4	1.352	29.24	540.42	44.25	52,127	2,986,238	0.016	0.0848
3/11/20 16:51	-0.55	79.3	0.590	0.7682	0.048	48.1	1.352	29.24	539.31	44.22	52,095	2,990,569	0.016	0.0851
3/11/20 16:52	-0.55	80.1	0.595	0.7710	0.038	38.3	1.351	29.24	540.05	44.41	52,325	2,999,632	0.013	0.0853
3/11/20 16:53	-0.55	80.3	0.609	0.7801	0.045	45.3	1.351	29.24	540.26	44.95	52,952	3,034,413	0.016	0.0856
3/11/20 16:54	-0.55	79.3	0.560	0.7485	0.051	50.7	1.352	29.24	539.27	43.09	50,761	2,914,201	0.017	0.0859
3/11/20 16:55	-0.55	79.9	0.610	0.7810	0.048	48.3	1.350	29.24	539.90	44.98	52,995	3,038,900	0.017	0.0862
3/11/20 16:56	-0.55	80.5	0.593	0.7703	0.047	46.6	1.352	29.24	540.54	44.39	52,296	2,995,252	0.016	0.0864
3/11/20 16:57	-0.55	79.4	0.559	0.7475	0.042	42.4	1.353	29.24	539.43	43.04	50,701	2,909,856	0.014	0.0867
3/11/20 16:58	-0.55	79.7	0.615	0.7841	0.038	38.1	1.353	29.24	539.72	45.15	53,194	3,051,379	0.013	0.0869
3/11/20 16:59	-0.55	80.2	0.622	0.7887	0.046	45.6	1.354	29.24	540.19	45.44	53,533	3,068,095	0.016	0.0872
3/11/20 17:00	-0.55	79.6	0.578	0.7600	0.037	36.7	1.353	29.24	539.57	43.76	51,553	2,958,034	0.012	0.0874
3/11/20 17:01	-0.55	79.7	0.573	0.7566	0.049	49.3	1.353	29.24	539.65	43.57	51,329	2,944,704	0.017	0.0876
3/11/20 17:02	-0.55	80.2	0.594	0.7708	0.039	39.1	1.352	29.24	540.20	44.41	52,319	2,998,472	0.013	0.0879
3/11/20 17:03	-0.55	79.7	0.586	0.7654	0.039	39.3	1.352	29.24	539.68	44.07	51,923	2,978,640	0.013	0.0881
3/11/20 17:04	-0.55	79.5	0.599	0.7738	0.044	43.8	1.352	29.24	539.53	44.55	52,489	3,011,914	0.015	0.0883
3/11/20 17:05	-0.55	80.2	0.600	0.7743	0.037	37.3	1.354	29.24	540.19	44.61	52,551	3,011,866	0.013	0.0885
3/11/20 17:06	-0.55	79.9	0.590	0.7683	0.040	40.2	1.352	29.24	539.89	44.25	52,132	2,989,460	0.014	0.0888
3/11/20 17:07	-0.55	79.3	0.570	0.7552	0.045	45.1	1.354	29.24	539.34	43.47	51,215	2,939,908	0.015	0.0890
3/11/20 17:08	-0.55	80.2	0.573	0.7572	0.040	40.2	1.354	29.24	540.17	43.62	51,390	2,945,346	0.014	0.0893
3/11/20 17:09	-0.55	79.9	0.613	0.7831	0.049	48.6	1.354	29.24	539.90	45.11	53,139	3,047,128	0.017	0.0895
3/11/20 17:10	-0.55	79.4	0.565	0.7515	0.047	46.9	1.353	29.24	539.35	43.26	50,968	2,925,652	0.016	0.0898
3/11/20 17:11	-0.55	80.1	0.602	0.7760	0.044	43.9	1.354	29.24	540.12	44.70	52,662	3,018,578	0.015	0.0901
3/11/20 17:12	-0.55	80.0	0.582	0.7627	0.039	38.5	1.353	29.24	540.03	43.93	51,758	2,967,238	0.013	0.0903
3/11/20 17:13	-0.55	79.2	0.570	0.7551	0.044	43.6	1.353	29.24	539.23	43.46	51,205	2,939,947	0.015	0.0905
3/11/20 17:14	-0.55	80.1	0.598	0.7730	0.040	40.3	1.352	29.24	540.07	44.53	52,462	3,007,406	0.014	0.0907
3/11/20 17:15	-0.55	80.1	0.632	0.7952	0.045	45.1	1.352	29.24	540.05	45.81	53,967	3,093,780	0.016	0.0910
3/11/20 17:16	-0.55	79.1	0.552	0.7430	0.037	36.7	1.352	29.24	539.10	42.76	50,376	2,892,984	0.012	0.0912
3/11/20 17:17	-0.55	80.0	0.561	0.7489	0.042	42.1	1.351	29.24	540.04	43.14	50,820	2,913,405	0.014	0.0914
3/11/20 17:18	-0.55	80.1	0.547	0.7397	0.037	36.9	1.353	29.24	540.11	42.61	50,198	2,877,431	0.012	0.0917
3/11/20 17:19	-0.55	79.1	0.544	0.7376	0.043	43.4	1.352	29.24	539.12	42.45	50,015	2,872,158	0.014	0.0919
3/11/20 17:20	-0.55	80.0	0.586	0.7655	0.044	44.2	1.353	29.24	539.99	44.09	51,947	2,978,305	0.015	0.0921
3/11/20 17:21	-0.55	80.1	0.628	0.7927	0.044	43.9	1.353	29.24	540.13	45.66	53,796	3,083,525	0.015	0.0924

Emission Calculations

Client: Medline
Location: Waukegan, IL
Source: Common Stack
Date: 3/11/2020

As: 19.635 sqft
Cp: 0.84
Barometric: 29.28 in Hg
O2: 20.52 % vol
CO2 0.19 % vol

Clock Time	Static (in H2O)	TC (Deg F)	Raw DP (in H2O)	SQRT DP (in H2O)	EO (ppm v)	EO (ppb v)	Water (% vol)	Ps (in Hg)	Ts (deg R)	Vs (fps)	Qact (acfm)	Qstd (scfh)	EO Em (lb/hr)	EO Em (lbs)
3/11/20 17:22	-0.55	79.2	0.601	0.7752	0.043	43.3	1.354	29.24	539.16	44.62	52,563	3,018,240	0.015	0.0926
3/11/20 17:23	-0.55	81.5	0.581	0.7623	0.048	48.1	1.352	29.24	541.49	43.97	51,801	2,961,706	0.016	0.0929
3/11/20 17:24	-0.55	80.2	0.592	0.7693	0.058	58.0	1.351	29.24	540.19	44.32	52,213	2,992,430	0.020	0.0932
3/11/20 17:25	-0.55	79.2	0.594	0.7707	0.050	50.2	1.350	29.24	539.20	44.36	52,262	3,000,734	0.017	0.0935
3/11/20 17:26	-0.55	80.7	0.561	0.7491	0.049	49.3	1.350	29.24	540.74	43.18	50,866	2,912,298	0.016	0.0938
3/11/20 17:27	-0.55	80.1	0.603	0.7768	0.051	50.8	1.350	29.24	540.15	44.75	52,720	3,021,722	0.018	0.0941
3/11/20 17:28	-0.55	79.4	0.622	0.7889	0.049	48.7	1.351	29.24	539.36	45.41	53,500	3,070,940	0.017	0.0944
3/11/20 17:29	-0.55	79.8	0.595	0.7714	0.046	45.9	1.350	29.24	539.78	44.43	52,338	3,001,907	0.016	0.0947
3/11/20 17:30	-0.55	80.2	0.608	0.7794	0.047	46.7	1.347	29.24	540.22	44.90	52,902	3,031,766	0.016	0.0949
3/11/20 17:31	-0.55	79.6	0.582	0.7630	0.052	51.9	1.346	29.24	539.56	43.93	51,757	2,969,761	0.018	0.0952
3/11/20 17:32	-0.55	80.4	0.589	0.7676	0.044	44.0	1.346	29.24	540.40	44.23	52,107	2,985,256	0.015	0.0955
3/11/20 17:33	-0.55	80.2	0.551	0.7426	0.051	51.5	1.349	29.24	540.16	42.78	50,397	2,888,558	0.017	0.0957
3/11/20 17:34	-0.55	79.7	0.611	0.7817	0.049	49.0	1.349	29.24	539.75	45.02	53,035	3,042,065	0.017	0.0960
3/11/20 17:35	-0.55	79.5	0.546	0.7386	0.053	52.7	1.350	29.24	539.52	42.53	50,102	2,875,039	0.017	0.0963
3/11/20 17:36	-0.55	80.2	0.558	0.7467	0.055	54.8	1.352	29.24	540.16	43.02	50,680	2,904,767	0.018	0.0966
3/11/20 17:37	-0.55	79.9	0.585	0.7646	0.066	65.6	1.351	29.24	539.91	44.04	51,881	2,974,942	0.022	0.0970
3/11/20 17:38	-0.55	79.3	0.592	0.7696	0.053	53.4	1.349	29.24	539.34	44.30	52,194	2,996,040	0.018	0.0973
3/11/20 17:39	-0.55	80.2	0.581	0.7624	0.060	59.9	1.348	29.24	540.16	43.92	51,741	2,965,572	0.020	0.0976
3/11/20 17:40	-0.55	80.0	0.542	0.7361	0.051	50.6	1.348	29.24	539.95	42.40	49,947	2,863,835	0.017	0.0979
3/11/20 17:41	-0.55	79.5	0.578	0.7599	0.055	54.7	1.349	29.24	539.50	43.75	51,545	2,957,946	0.018	0.0982
3/11/20 17:42	-0.55	80.2	0.605	0.7780	0.060	59.6	1.348	29.24	540.15	44.82	52,803	3,026,459	0.021	0.0986
3/11/20 17:43	-0.55	80.2	0.585	0.7650	0.061	60.7	1.349	29.24	540.22	44.08	51,926	2,975,852	0.021	0.0989
3/11/20 17:44	-0.55	79.2	0.633	0.7958	0.069	68.8	1.346	29.24	539.23	45.81	53,964	3,098,312	0.024	0.0993
3/11/20 17:45	-0.55	80.1	0.594	0.7706	0.064	64.3	1.344	29.24	540.09	44.39	52,295	2,997,717	0.022	0.0997
3/11/20 17:46	-0.55	80.1	0.584	0.7643	0.061	61.4	1.345	29.24	540.07	44.02	51,866	2,973,185	0.021	0.1000
3/11/20 17:47	-0.55	79.2	0.566	0.7525	0.054	54.1	1.343	29.24	539.16	43.31	51,026	2,930,015	0.018	0.1003
3/11/20 17:48	-0.55	80.0	0.610	0.7812	0.059	59.3	1.343	29.24	540.01	45.00	53,009	3,039,051	0.021	0.1007
3/11/20 17:49	-0.55	80.1	0.601	0.7753	0.065	64.7	1.342	29.24	540.10	44.66	52,616	3,016,053	0.022	0.1010
3/11/20 17:50	-0.55	79.2	0.581	0.7620	0.063	62.5	1.341	29.24	539.22	43.86	51,673	2,966,851	0.021	0.1014
3/11/20 17:51	-0.55	79.8	0.566	0.7523	0.057	56.8	1.342	29.24	539.84	43.32	51,040	2,927,125	0.019	0.1017
3/11/20 17:52	-0.55	80.2	0.572	0.7566	0.059	59.4	1.341	29.24	540.19	43.59	51,349	2,942,912	0.020	0.1021
3/11/20 17:53	-0.55	79.7	0.581	0.7621	0.052	51.8	1.339	29.24	539.74	43.89	51,703	2,965,651	0.018	0.1023
3/11/20 17:54	-0.55	79.5	0.607	0.7792	0.051	51.0	1.340	29.24	539.52	44.86	52,854	3,032,928	0.018	0.1026
3/11/20 17:55	-0.55	80.2	0.543	0.7370	0.056	56.4	1.340	29.24	540.21	42.46	50,023	2,866,823	0.018	0.1029
3/11/20 17:56	-0.55	79.8	0.629	0.7932	0.058	58.2	1.339	29.24	539.84	45.68	53,819	3,086,460	0.021	0.1033
3/11/20 17:57	-0.55	79.6	0.606	0.7785	0.052	51.6	1.338	29.24	539.58	44.82	52,804	3,029,746	0.018	0.1036
3/11/20 17:58	-0.55	80.1	0.627	0.7916	0.051	50.7	1.336	29.24	540.15	45.60	53,727	3,079,439	0.018	0.1039
3/11/20 17:59	-0.55	79.9	0.558	0.7467	0.046	45.9	1.339	29.24	539.87	43.00	50,661	2,905,209	0.015	0.1041
3/11/20 18:00	-0.55	79.4	0.611	0.7819	0.053	52.5	1.337	29.24	539.39	45.01	53,030	3,043,752	0.018	0.1044
3/11/20 18:01	-0.55	80.2	0.579	0.7608	0.047	46.7	1.337	29.24	540.15	43.83	51,633	2,959,410	0.016	0.1047
3/11/20 18:02	-0.55	79.9	0.593	0.7702	0.046	46.3	1.336	29.24	539.87	44.36	52,257	2,996,786	0.016	0.1050
3/11/20 18:03	-0.55	79.3	0.596	0.7723	0.049	48.7	1.338	29.24	539.27	44.45	52,369	3,006,526	0.017	0.1053
3/11/20 18:04	-0.55	80.1	0.566	0.7525	0.045	45.3	1.336	29.24	540.11	43.35	51,066	2,927,119	0.015	0.1055
3/11/20 18:05	-0.55	80.0	0.554	0.7445	0.045	44.9	1.335	29.24	539.98	42.88	50,520	2,896,551	0.015	0.1058
3/11/20 18:06	-0.55	79.3	0.574	0.7578	0.049	49.4	1.335	29.24	539.27	43.62	51,390	2,950,275	0.017	0.1060
3/11/20 18:07	-0.55	80.1	0.600	0.7743	0.054	54.2	1.335	29.24	540.07	44.60	52,544	3,012,069	0.019	0.1063
3/11/20 18:08	-0.55	80.0	0.587	0.7663	0.048	47.7	1.337	29.24	540.02	44.14	52,000	2,981,164	0.016	0.1066
3/11/20 18:09	-0.55	79.1	0.570	0.7552	0.052	52.3	1.333	29.24	539.13	43.46	51,204	2,940,350	0.018	0.1069

Emission Calculations

Client: Medline
Location: Waukegan, IL
Source: Common Stack
Date: 3/11/2020

As:	19.635	sqft
Cp:	0.84	
Barometric:	29.28	in Hg
O2:	20.52	% vol
CO2	0.19	% vol

Clock Time	Static (in H2O)	TC (Deg F)	Raw DP (in H2O)	SQRT DP (in H2O)	EO (ppm v)	EO (ppb v)	Water (% vol)	Ps (in Hg)	Ts (deg R)	Vs (fps)	Qact (acfm)	Qstd (scfh)	EO Em (lb/hr)	EO Em (lbs)
3/11/20 18:10	-0.55	80.0	0.570	0.7550	0.041	40.9	1.333	29.24	540.02	43.49	51,232	2,937,163	0.014	0.1071
3/11/20 18:11	-0.55	80.1	0.622	0.7888	0.043	43.3	1.333	29.24	540.10	45.44	53,531	3,068,487	0.015	0.1074
3/11/20 18:12	-0.55	79.1	0.625	0.7903	0.046	45.5	1.332	29.24	539.13	45.48	53,585	3,077,152	0.016	0.1077
3/11/20 18:13	-0.55	80.0	0.555	0.7450	0.044	44.3	1.331	29.24	539.96	42.91	50,550	2,898,420	0.015	0.1079
3/11/20 18:14	-0.55	80.2	0.557	0.7464	0.049	49.0	1.331	29.24	540.15	43.00	50,655	2,903,370	0.016	0.1082
3/11/20 18:15	-0.55	79.2	0.663	0.8144	0.053	53.1	1.332	29.24	539.17	46.87	55,219	3,170,684	0.019	0.1085
3/11/20 18:16	-0.55	80.0	0.591	0.7690	0.055	54.5	1.332	29.24	539.97	44.29	52,183	2,991,911	0.019	0.1088
3/11/20 18:17	-0.55	80.2	0.579	0.7607	0.057	56.6	1.330	29.24	540.17	43.82	51,628	2,959,074	0.019	0.1091
3/11/20 18:18	-0.55	79.4	0.623	0.7894	0.055	55.5	1.329	29.24	539.41	45.45	53,539	3,072,876	0.019	0.1094
3/11/20 18:19	-0.55	79.8	0.590	0.7682	0.049	48.8	1.330	29.24	539.77	44.24	52,115	2,989,169	0.017	0.1097
3/11/20 18:20	-0.55	79.8	0.581	0.7622	0.047	46.6	1.332	29.24	539.78	43.89	51,708	2,965,767	0.016	0.1100
3/11/20 18:21	-0.55	79.7	0.560	0.7485	0.047	47.4	1.331	29.24	539.66	43.10	50,777	2,913,032	0.016	0.1103
3/11/20 18:22	-0.55	79.7	0.583	0.7637	0.042	42.1	1.331	29.24	539.67	43.97	51,805	2,971,914	0.014	0.1105
3/11/20 18:23	-0.55	80.2	0.561	0.7489	0.045	44.9	1.330	29.24	540.22	43.14	50,826	2,912,799	0.015	0.1107
3/11/20 18:24	-0.55	79.5	0.558	0.7472	0.047	46.6	1.331	29.24	539.53	43.02	50,680	2,908,170	0.015	0.1110
3/11/20 18:25	-0.55	79.7	0.622	0.7889	0.040	40.3	1.331	29.24	539.67	45.43	53,518	3,070,169	0.014	0.1112
3/11/20 18:26	-0.55	80.2	0.572	0.7564	0.049	49.3	1.329	29.24	540.20	43.57	51,335	2,942,062	0.017	0.1115
3/11/20 18:27	-0.55	79.7	0.636	0.7973	0.045	45.1	1.328	29.24	539.65	45.91	54,085	3,102,845	0.016	0.1118
3/11/20 18:28	-0.55	79.6	0.586	0.7658	0.050	49.9	1.327	29.24	539.61	44.09	51,944	2,980,204	0.017	0.1121
3/11/20 18:29	-0.55	80.2	0.624	0.7896	0.077	76.8	1.326	29.24	540.21	45.49	53,591	3,071,330	0.027	0.1125
Averages	**-0.55**	**79.0**		**0.7691**	**0.033**	**33.15**	**1.384**	**29.24**	**539.05**	**44.26**	**52,145**	**2,994,887**	**0.011**	**0.1125**

Emission Calculations

Client: Medline
Location: Waukegan, IL
Source: Common Stack
Date: 3/12/2020

As: 19.635 sqft
Cp: 0.84
Barometric: 29.07 in Hg
O2: 20.43 % vol
CO2: 0.21 % vol

Clock Time	Static (in H2O)	TC (Deg F)	Raw DP (in H2O)	SQRT DP (in H2O)	EO (ppm v)	EO (ppb v)	Water (% vol)	Ps (in Hg)	Ts (deg R)	Vs (fps)	Qact (acfm)	Qstd (scfh)	EO Em (lb/hr)	EO Total (lbs)
3/12/20 17:45	-0.62	83.7	0.623	0.7890	0.048	48.2	1.924	29.02	543.70	45.82	53,981	3,051,201	0.017	0.0811
3/12/20 17:46	-0.62	83.7	0.623	0.7891	0.044	44.3	1.923	29.02	543.72	45.83	53,991	3,051,614	0.015	0.0813
3/12/20 17:47	-0.62	82.8	0.588	0.7671	0.043	43.4	1.924	29.02	542.79	44.51	52,438	2,968,935	0.015	0.0816
3/12/20 17:48	-0.62	83.7	0.608	0.7795	0.049	48.6	1.927	29.02	543.75	45.27	53,334	3,014,342	0.017	0.0818
3/12/20 17:49	-0.62	83.5	0.627	0.7916	0.046	46.0	1.924	29.02	543.48	45.96	54,148	3,061,842	0.016	0.0821
3/12/20 17:50	-0.62	83.5	0.598	0.7734	0.048	47.7	1.922	29.02	543.52	44.91	52,904	2,991,290	0.016	0.0824
3/12/20 17:51	-0.62	83.8	0.552	0.7432	0.049	48.9	1.923	29.02	543.75	43.17	50,853	2,874,121	0.016	0.0826
3/12/20 17:52	-0.62	83.1	0.583	0.7638	0.056	56.2	1.925	29.02	543.09	44.33	52,229	2,955,480	0.019	0.0830
3/12/20 17:53	-0.62	84.1	0.650	0.8065	0.061	60.9	1.928	29.02	544.06	46.85	55,196	3,117,827	0.022	0.0833
3/12/20 17:54	-0.62	82.9	0.580	0.7618	0.053	53.3	1.929	29.02	542.91	44.21	52,086	2,948,394	0.018	0.0836
3/12/20 17:55	-0.62	83.8	0.624	0.7901	0.048	47.7	1.930	29.02	543.80	45.89	54,065	3,055,370	0.017	0.0839
3/12/20 17:56	-0.62	83.7	0.605	0.7776	0.052	52.5	1.931	29.02	543.69	45.16	53,200	3,007,074	0.018	0.0842
3/12/20 17:57	-0.62	83.0	0.600	0.7746	0.066	66.1	1.933	29.02	542.96	44.96	52,962	2,997,632	0.023	0.0846
3/12/20 17:58	-0.62	83.8	0.607	0.7788	0.059	58.8	1.929	29.02	543.81	45.23	53,289	3,011,463	0.020	0.0849
3/12/20 17:59	-0.62	83.4	0.615	0.7840	0.054	53.7	1.928	29.02	543.42	45.52	53,624	3,032,584	0.019	0.0852
3/12/20 18:00	-0.62	83.5	0.625	0.7904	0.069	69.0	1.927	29.02	543.54	45.89	54,069	3,057,051	0.024	0.0856
3/12/20 18:01	-0.62	83.8	0.607	0.7789	0.068	67.6	1.928	29.02	543.76	45.24	53,295	3,012,083	0.023	0.0860
3/12/20 18:02	-0.62	83.0	0.637	0.7981	0.065	64.9	1.929	29.02	543.02	46.32	54,568	3,088,242	0.023	0.0864
3/12/20 18:03	-0.62	83.9	0.572	0.7566	0.074	74.3	1.929	29.02	543.89	43.95	51,773	2,925,345	0.025	0.0868
3/12/20 18:04	-0.62	82.9	0.599	0.7736	0.078	78.3	1.928	29.02	542.90	44.90	52,892	2,994,025	0.027	0.0873
3/12/20 18:05	-0.62	83.8	0.637	0.7979	0.067	67.4	1.930	29.02	543.77	46.34	54,598	3,085,633	0.024	0.0877
3/12/20 18:06	-0.62	83.6	0.611	0.7814	0.069	69.4	1.927	29.02	543.55	45.37	53,456	3,022,319	0.024	0.0881
3/12/20 18:07	-0.62	83.1	0.573	0.7570	0.064	64.2	1.927	29.02	543.09	43.94	51,766	2,929,302	0.022	0.0884
3/12/20 18:08	-0.62	83.8	0.635	0.7966	0.064	64.4	1.928	29.02	543.84	46.27	54,506	3,080,096	0.023	0.0888
3/12/20 18:09	-0.62	83.3	0.581	0.7622	0.080	80.2	1.928	29.02	543.26	44.25	52,125	2,948,711	0.027	0.0892
3/12/20 18:10	-0.62	83.6	0.622	0.7886	0.074	73.9	1.927	29.02	543.59	45.79	53,950	3,050,058	0.026	0.0897
3/12/20 18:11	-0.62	83.7	0.598	0.7735	0.080	80.3	1.928	29.02	543.73	44.92	52,923	2,991,240	0.027	0.0901
3/12/20 18:12	-0.62	83.2	0.623	0.7890	0.068	67.7	1.925	29.02	543.21	45.80	53,957	3,052,575	0.024	0.0905
3/12/20 18:13	-0.62	83.8	0.596	0.7721	0.076	76.0	1.926	29.02	543.83	44.85	52,835	2,985,711	0.026	0.0910
3/12/20 18:14	-0.62	82.8	0.594	0.7707	0.080	79.7	1.930	29.02	542.82	44.72	52,689	2,982,971	0.027	0.0914
3/12/20 18:15	-0.62	83.9	0.597	0.7725	0.080	79.7	1.930	29.02	543.87	44.87	52,864	2,987,109	0.027	0.0919
3/12/20 18:16	-0.62	83.2	0.626	0.7912	0.066	65.9	1.933	29.02	543.17	45.93	54,107	3,061,307	0.023	0.0923
3/12/20 18:17	-0.62	84.2	0.642	0.8014	0.064	64.4	1.932	29.02	544.20	46.56	54,855	3,097,725	0.023	0.0926
3/12/20 18:18	-0.62	83.9	0.595	0.7711	0.066	66.4	1.931	29.02	543.87	44.79	52,766	2,981,615	0.023	0.0930
3/12/20 18:19	-0.62	83.1	0.632	0.7950	0.066	65.6	1.931	29.02	543.09	46.14	54,362	3,076,164	0.023	0.0934
3/12/20 18:20	-0.62	83.7	0.579	0.7609	0.062	62.1	1.930	29.02	543.68	44.19	52,060	2,942,755	0.021	0.0937
3/12/20 18:21	-0.62	83.6	0.624	0.7902	0.066	65.7	1.933	29.02	543.64	45.89	54,062	3,056,061	0.023	0.0941
3/12/20 18:22	-0.62	83.3	0.617	0.7856	0.065	65.0	1.934	29.02	543.29	45.61	53,732	3,039,379	0.023	0.0945
3/12/20 18:23	-0.62	83.9	0.599	0.7738	0.065	65.1	1.936	29.02	543.85	44.95	52,952	2,992,199	0.022	0.0949
3/12/20 18:24	-0.62	82.9	0.612	0.7820	0.064	63.5	1.935	29.02	542.87	45.38	53,462	3,026,503	0.022	0.0952
3/12/20 18:25	-0.62	83.9	0.604	0.7774	0.056	56.2	1.936	29.02	543.91	45.16	53,198	3,005,758	0.019	0.0956
3/12/20 18:26	-0.62	82.9	0.589	0.7578	0.049	67.9	1.335	29.40	539.27	43.50	51,244	2,957,990	0.017	0.0958
3/12/20 18:27	-0.62	83.7	0.608	0.7794	0.074	74.2	1.935	29.02	543.66	45.26	53,326	3,014,397	0.026	0.0963
3/12/20 18:28	-0.62	83.7	0.588	0.7667	0.069	69.4	1.936	29.02	543.74	44.53	52,463	2,965,143	0.024	0.0967
3/12/20 18:29	-0.62	82.8	0.606	0.7785	0.070	69.8	1.936	29.02	542.82	45.18	53,223	3,013,243	0.024	0.0971
Averages	**-0.62**	**80.5**		**0.7692**	**0.027**	**27.53**	**1.766**	**29.03**	**540.52**	**44.53**	**52,461**	**2,982,678**	**0.009**	**0.0971**

Emission Calculations

Client: Medline
Location: Waukegan, IL
Source: Inlet #1
Date: 3/10/2020

As: 0.6952 sqft
Cp: 0.84
Barometric: 29.43 in Hg
DF: 92.2

Clock Time	Static (PSI)	TC (Deg F)	Calculated SQRT DP (in H2O)	DIL EO (ppm vol wb)	Water (% vol)	EO (ppm vol wb)	EO (% vol wb)	Ps (in Hg)	Ts (deg R)	Vs (fps)	Qact (acfm)	Qstd (scfh)	EO Em (lb/hr)	EO Total (lbs)
3/10/20 8:21	4.40	60.9	0.0091	1,887	0.018	174,046	17.40	38.40	520.87	0.43	18	1,408	28	0.5
3/10/20 8:22	4.18	61.8	0.0091	1,878	0.012	173,143	17.31	37.96	521.81	0.44	18	1,398	28	1
3/10/20 8:23	4.43	60.8	0.0091	1,870	0.012	172,434	17.24	38.45	520.82	0.43	18	1,409	28	1
3/10/20 8:24	3.86	62.0	0.0091	1,857	0.016	171,201	17.12	37.30	522.05	0.44	18	1,387	27	2
3/10/20 8:25	3.57	60.9	0.0091	2,820	0.035	260,057	26.01	36.71	520.94	0.43	18	1,346	40	3
3/10/20 8:26	3.84	62.4	0.0091	5,621	0.054	518,310	51.83	37.25	522.40	0.40	17	1,275	76	4
3/10/20 8:27	3.39	62.0	0.0091	5,746	0.058	529,859	52.99	36.34	521.96	0.41	17	1,256	76	5
3/10/20 8:28	3.94	61.6	0.0091	5,730	0.053	528,332	52.83	37.45	521.56	0.40	17	1,276	77	6
3/10/20 8:29	3.93	62.3	0.0091	5,730	0.053	528,332	52.83	37.43	522.33	0.40	17	1,275	77	8
3/10/20 8:30	4.44	62.5	0.0091	5,730	0.053	528,332	52.83	38.47	522.55	0.40	17	1,293	78	9
3/10/20 8:31	4.08	61.9	0.0091	5,730	0.053	528,332	52.83	37.75	521.86	0.40	17	1,281	77	10
3/10/20 8:32	3.66	61.9	0.0091	5,730	0.053	528,332	52.83	36.88	521.89	0.41	17	1,266	76	11
3/10/20 8:33	4.07	61.8	0.0091	9,311	0.042	858,600	85.86	37.73	521.78	0.37	16	1,197	117	13
3/10/20 8:34	5.68	61.7	0.0091	9,477	0.039	873,862	87.39	41.00	521.65	0.36	15	1,244	124	16
3/10/20 8:35	5.70	63.7	0.0091	9,636	0.040	888,533	88.85	41.03	523.67	0.36	15	1,239	126	18
3/10/20 8:36	5.63	62.9	0.0091	9,849	0.037	908,217	90.82	40.89	522.85	0.36	15	1,233	128	20
3/10/20 8:37	5.66	59.8	0.0091	9,290	0.037	856,637	85.66	40.97	519.79	0.36	15	1,250	122	22
3/10/20 8:38	4.66	62.0	0.0091	6,383	0.048	588,553	58.86	38.93	521.95	0.39	16	1,284	86	23
3/10/20 8:39	5.22	61.9	0.0091	5,746	0.050	529,835	52.98	40.06	521.87	0.39	16	1,319	80	25
3/10/20 8:40	5.67	60.5	0.0091	5,617	0.053	517,927	51.79	40.98	520.45	0.39	16	1,340	79	26
3/10/20 8:41	5.65	63.3	0.0091	5,702	0.053	525,797	52.58	40.93	523.30	0.39	16	1,333	80	27
3/10/20 8:42	5.69	60.0	0.0091	6,201	0.049	571,812	57.18	41.02	520.00	0.38	16	1,325	87	29
3/10/20 8:43	5.49	60.5	0.0091	6,528	0.049	601,923	60.19	40.62	520.52	0.38	16	1,310	90	30
3/10/20 8:44	4.58	62.4	0.0091	6,068	0.049	559,537	55.95	38.77	522.38	0.39	16	1,289	82	32
3/10/20 8:45	5.67	60.1	0.0091	5,895	0.051	543,598	54.36	40.98	520.10	0.38	16	1,333	83	33
3/10/20 8:46	5.29	61.8	0.0091	6,138	0.049	566,021	56.60	40.22	521.76	0.39	16	1,312	85	34
3/10/20 8:47	5.73	60.3	0.0091	6,200	0.048	571,703	57.17	41.10	520.31	0.38	16	1,326	87	36
3/10/20 8:48	5.71	62.2	0.0091	7,811	0.038	720,280	72.03	41.06	522.21	0.37	15	1,283	106	38
3/10/20 8:49	5.53	62.7	0.0091	8,600	0.031	793,004	79.30	40.70	522.68	0.37	15	1,258	114	39
3/10/20 8:50	5.58	62.9	0.0091	9,223	0.036	850,469	85.05	40.79	522.92	0.36	15	1,245	121	41
3/10/20 8:51	5.97	61.8	0.0091	9,645	0.034	889,379	88.94	41.59	521.75	0.35	15	1,249	127	44
3/10/20 8:52	6.82	61.7	0.0091	10,020	0.032	923,983	92.40	43.33	521.75	0.35	14	1,267	134	46
3/10/20 8:53	6.40	64.1	0.0091	9,492	0.033	875,216	87.52	42.47	524.14	0.35	15	1,263	126	48
3/10/20 8:54	5.48	64.3	0.0091	8,096	0.023	746,568	74.66	40.59	524.26	0.37	15	1,266	108	50
3/10/20 8:55	4.82	61.2	0.0091	8,091	0.023	746,103	74.61	39.25	521.25	0.38	16	1,249	107	51
3/10/20 8:56	5.62	64.1	0.0091	7,124	0.029	656,908	65.69	40.89	524.08	0.38	16	1,294	97	53
3/10/20 8:57	4.53	64.3	0.0091	6,584	0.035	607,126	60.71	38.65	524.32	0.39	16	1,271	88	55
3/10/20 8:58	6.02	65.4	0.0091	6,549	0.037	603,839	60.38	41.69	525.40	0.38	16	1,320	91	56
3/10/20 8:59	6.31	62.3	0.0091	6,757	0.031	623,088	62.31	42.28	522.35	0.37	15	1,328	95	58
3/10/20 9:00	4.59	63.7	0.0091	6,893	0.034	635,637	63.56	38.77	523.71	0.39	16	1,266	92	59
3/10/20 9:01	5.94	63.4	0.0091	5,772	0.036	532,250	53.23	41.52	523.43	0.38	16	1,340	82	61
3/10/20 9:02	5.17	61.6	0.0091	5,552	0.038	511,975	51.20	39.97	521.62	0.39	16	1,323	77	62
3/10/20 9:03	6.05	63.0	0.0091	5,598	0.036	516,209	51.62	41.76	523.03	0.38	16	1,350	80	63
3/10/20 9:04	6.13	64.3	0.0091	5,645	0.036	520,529	52.05	41.92	524.28	0.38	16	1,349	80	65
3/10/20 9:05	6.36	64.8	0.0091	5,702	0.036	525,815	52.58	42.38	524.80	0.38	16	1,354	81	66
3/10/20 9:06	6.55	67.3	0.0091	5,743	0.039	529,524	52.95	42.78	527.32	0.38	16	1,356	82	67
3/10/20 9:07	6.04	66.0	0.0091	6,961	0.029	641,847	64.18	41.73	525.97	0.37	16	1,309	96	69
3/10/20 9:08	5.57	64.7	0.0091	7,907	0.025	729,080	72.91	40.78	524.75	0.37	15	1,273	106	71

Emission Calculations

Client: Medline
Location: Waukegan, IL
Source: Inlet #1
Date: 3/10/2020

As: 0.6952 sqft
Cp: 0.84
Barometric: 29.43 in Hg
DF: 92.2

Clock Time	Static (PSI)	TC (Deg F)	Calculated SQRT DP (in H2O)	DIL EO (ppm vol wb)	Water (% vol)	EO (ppm vol wb)	EO (% vol wb)	Ps (in Hg)	Ts (deg R)	Vs (fps)	Qact (acfm)	Qstd (scfh)	EO Em (lb/hr)	EO Total (lbs)
3/10/20 9:09	5.66	63.7	0.0091	7,933	0.028	731,479	73.15	40.97	523.66	0.37	15	1,276	107	72
3/10/20 9:10	5.69	64.1	0.0091	6,523	0.024	601,476	60.15	41.03	524.15	0.38	16	1,312	90	74
3/10/20 9:11	5.71	64.7	0.0091	6,398	0.020	589,961	59.00	41.06	524.71	0.38	16	1,315	89	75
3/10/20 9:12	5.83	63.3	0.0091	6,458	0.018	595,480	59.55	41.31	523.31	0.38	16	1,319	90	77
3/10/20 9:13	6.45	62.6	0.0091	5,887	0.021	542,854	54.29	42.57	522.64	0.38	16	1,355	84	78
3/10/20 9:14	6.43	64.4	0.0091	5,614	0.025	517,666	51.77	42.54	524.36	0.38	16	1,360	80	80
3/10/20 9:15	6.40	64.8	0.0091	5,627	0.024	518,891	51.89	42.47	524.82	0.38	16	1,358	81	81
3/10/20 9:16	6.47	65.2	0.0091	5,475	0.000	504,878	50.49	42.61	525.15	0.38	16	1,364	79	82
3/10/20 9:17	5.29	65.2	0.0091	5,399	0.003	497,826	49.78	40.21	525.24	0.39	16	1,327	76	84
3/10/20 9:18	6.49	69.1	0.0091	5,771	0.022	532,145	53.21	42.65	529.09	0.38	16	1,351	82	85
3/10/20 9:19	5.65	66.6	0.0091	6,345	0.020	585,098	58.51	40.95	526.61	0.38	16	1,312	88	86
3/10/20 9:20	6.40	67.5	0.0091	6,432	0.020	593,134	59.31	42.47	527.49	0.37	16	1,333	90	88
3/10/20 9:21	6.35	65.4	0.0091	6,484	0.016	597,917	59.79	42.36	525.36	0.37	16	1,332	91	89
3/10/20 9:22	6.30	65.9	0.0091	6,566	0.014	605,489	60.55	42.27	525.86	0.37	16	1,328	92	91
3/10/20 9:23	6.12	64.3	0.0091	6,620	0.016	610,438	61.04	41.90	524.33	0.37	16	1,323	92	92
3/10/20 9:24	6.30	64.8	0.0091	6,652	0.013	613,413	61.34	42.27	524.85	0.37	16	1,327	93	94
3/10/20 9:25	5.45	66.9	0.0091	6,728	0.013	620,412	62.04	40.53	526.90	0.38	16	1,295	92	96
3/10/20 9:26	4.79	64.9	0.0091	6,835	0.014	630,251	63.03	39.19	524.92	0.39	16	1,273	92	97
3/10/20 9:27	5.14	67.9	0.0091	5,659	0.021	521,791	52.18	39.91	527.88	0.39	16	1,311	78	98
3/10/20 9:28	5.22	67.3	0.0091	4,955	0.005	456,926	45.69	40.07	527.29	0.40	17	1,334	70	100
3/10/20 9:29	5.44	68.1	0.0091	4,705	0.007	433,893	43.39	40.52	528.07	0.40	17	1,348	67	101
3/10/20 9:30	6.31	67.0	0.0091	4,921	0.009	453,736	45.37	42.28	527.05	0.39	16	1,372	71	102
3/10/20 9:31	6.21	67.5	0.0091	5,457	0.030	503,214	50.32	42.08	527.45	0.38	16	1,353	78	103
3/10/20 9:32	4.91	70.2	0.0091	4,828	0.004	445,196	44.52	39.43	530.18	0.40	17	1,323	67	104
3/10/20 9:33	6.24	65.1	0.0091	4,792	0.005	441,836	44.18	42.14	525.06	0.39	16	1,376	69	105
3/10/20 9:34	4.74	67.3	0.0091	4,965	0.000	457,843	45.78	39.09	527.34	0.40	17	1,317	69	107
3/10/20 9:35	6.41	68.5	0.0091	5,016	0.003	462,499	46.25	42.49	528.48	0.39	16	1,371	72	108
3/10/20 9:36	6.04	68.1	0.0091	4,897	0.006	451,516	45.15	41.73	528.09	0.39	16	1,362	70	109
3/10/20 9:37	4.88	68.7	0.0091	4,856	0.007	447,817	44.78	39.38	528.72	0.40	17	1,323	68	110
3/10/20 9:38	5.42	69.0	0.0091	5,115	0.003	471,667	47.17	40.48	529.02	0.39	16	1,334	72	111
3/10/20 9:39	5.44	71.3	0.0091	5,300	0.000	488,739	48.87	40.52	531.35	0.39	16	1,327	74	113
3/10/20 9:40	5.89	67.2	0.0091	5,365	0.000	494,700	49.47	41.42	527.24	0.39	16	1,345	76	114
3/10/20 9:41	5.76	68.6	0.0091	5,381	0.000	496,139	49.61	41.16	528.64	0.39	16	1,339	76	115
3/10/20 9:42	5.78	66.4	0.0091	5,268	0.005	485,733	48.57	41.20	526.37	0.39	16	1,345	75	116
3/10/20 9:43	5.75	65.4	0.0091	5,419	0.000	499,671	49.97	41.15	525.44	0.39	16	1,341	77	118
3/10/20 9:44	5.68	66.6	0.0091	5,546	0.001	511,382	51.14	41.01	526.56	0.39	16	1,334	78	119
3/10/20 9:45	5.63	65.6	0.0091	5,586	0.000	515,044	51.50	40.89	525.58	0.39	16	1,332	78	120
3/10/20 9:46	4.22	64.2	0.0091	5,618	0.000	518,044	51.80	38.03	524.16	0.40	17	1,286	76	121
3/10/20 9:47	5.62	63.6	0.0091	5,578	0.000	514,342	51.43	40.89	523.56	0.39	16	1,335	79	123
3/10/20 9:48	5.65	62.9	0.0091	5,713	0.023	526,818	52.68	40.94	522.91	0.39	16	1,333	80	124
3/10/20 9:49	4.17	65.3	0.0091	5,805	0.021	535,234	53.52	37.92	525.26	0.40	17	1,278	78	125
3/10/20 9:50	4.11	67.0	0.0091	5,162	0.000	476,032	47.60	37.81	527.04	0.41	17	1,291	70	127
3/10/20 9:51	5.68	67.3	0.0091	4,679	0.002	431,447	43.14	41.01	527.31	0.40	16	1,357	67	128
3/10/20 9:52	5.70	66.4	0.0091	4,502	0.003	415,150	41.52	41.05	526.35	0.40	17	1,364	65	129
3/10/20 9:53	5.72	65.9	0.0091	4,639	0.002	427,781	42.78	41.08	525.91	0.39	16	1,362	67	130
3/10/20 9:54	5.73	65.8	0.0091	4,610	0.005	425,097	42.51	41.11	525.77	0.39	16	1,363	66	131
3/10/20 9:55	5.73	65.1	0.0091	4,488	0.004	413,845	41.38	41.11	525.07	0.40	16	1,368	65	132
3/10/20 9:56	5.80	68.1	0.0091	4,364	0.007	402,391	40.24	41.25	528.13	0.40	17	1,369	63	133

Emission Calculations

Client: Medline
Location: Waukegan, IL
Source: Inlet #1
Date: 3/10/2020

As: 0.6952 sqft
Cp: 0.84
Barometric: 29.43 in Hg
DF: 92.2

Clock Time	Static (PSI)	TC (Deg F)	Calculated SQRT DP (in H2O)	DIL EO (ppm vol wb)	Water (% vol)	EO (ppm vol wb)	EO (% vol wb)	Ps (in Hg)	Ts (deg R)	Vs (fps)	Qact (acfm)	Qstd (scfh)	EO Em (lb/hr)	EO Total (lbs)
3/10/20 9:57	5.83	65.9	0.0091	4,312	0.010	397,585	39.76	41.31	525.91	0.40	17	1,375	63	134
3/10/20 9:58	5.35	67.6	0.0091	4,247	0.008	391,585	39.16	40.33	527.57	0.40	17	1,358	61	135
3/10/20 9:59	5.67	64.9	0.0091	4,123	0.008	380,222	38.02	40.98	524.92	0.40	17	1,376	60	136
3/10/20 10:00	5.80	66.9	0.0091	4,122	0.009	380,096	38.01	41.25	526.89	0.40	17	1,378	60	137
3/10/20 10:01	5.77	65.6	0.0091	4,202	0.006	387,429	38.74	41.19	525.57	0.40	17	1,377	61	138
3/10/20 10:02	4.89	66.4	0.0091	4,194	0.006	386,767	38.68	39.39	526.35	0.41	17	1,345	59	139
3/10/20 10:03	5.84	65.6	0.0091	4,267	0.002	393,482	39.35	41.32	525.59	0.40	17	1,377	62	140
3/10/20 10:04	4.59	63.0	0.0091	4,136	0.005	381,417	38.14	38.78	523.04	0.41	17	1,341	58	141
3/10/20 10:05	5.83	64.8	0.0091	4,073	0.008	375,607	37.56	41.30	524.84	0.40	17	1,383	59	142
3/10/20 10:06	5.76	66.3	0.0091	4,152	0.005	382,878	38.29	41.17	526.32	0.40	17	1,377	60	143
3/10/20 10:07	5.12	65.4	0.0091	4,220	0.003	389,148	38.91	39.86	525.43	0.40	17	1,354	60	144
3/10/20 10:08	5.75	66.3	0.0091	4,221	0.003	389,212	38.92	41.15	526.31	0.40	17	1,375	61	145
3/10/20 10:09	5.74	66.9	0.0091	4,229	0.005	389,955	39.00	41.13	526.93	0.40	17	1,373	61	146
3/10/20 10:10	5.77	67.6	0.0091	4,213	0.004	388,526	38.85	41.19	527.55	0.40	17	1,374	61	147
3/10/20 10:11	5.78	67.9	0.0091	4,116	0.006	379,510	37.95	41.20	527.91	0.40	17	1,376	60	148
3/10/20 10:12	4.67	66.5	0.0091	3,860	0.039	355,954	35.60	38.94	526.49	0.41	17	1,348	55	149
3/10/20 10:13	5.77	65.2	0.0091	3,666	0.034	338,070	33.81	41.19	525.20	0.40	17	1,393	54	150
3/10/20 10:14	5.78	64.7	0.0091	3,594	0.033	331,434	33.14	41.20	524.71	0.40	17	1,397	53	151
3/10/20 10:15	5.63	66.9	0.0091	3,695	0.033	340,760	34.08	40.91	526.86	0.40	17	1,386	54	152
3/10/20 10:16	4.74	65.8	0.0091	4,135	0.009	381,329	38.13	39.08	525.78	0.41	17	1,343	59	153
3/10/20 10:17	5.84	67.0	0.0091	4,885	0.000	450,445	45.04	41.34	527.02	0.39	16	1,357	70	154
3/10/20 10:18	5.83	70.2	0.0091	5,511	0.000	508,160	50.82	41.32	530.22	0.39	16	1,335	78	155
3/10/20 10:19	5.89	67.7	0.0091	5,763	0.016	531,394	53.14	41.44	527.69	0.38	16	1,334	81	157
3/10/20 10:20	5.87	67.0	0.0091	5,940	0.012	547,757	54.78	41.38	527.00	0.38	16	1,329	83	158
3/10/20 10:21	5.86	67.4	0.0091	6,666	0.010	614,711	61.47	41.37	527.40	0.38	16	1,309	92	160
3/10/20 10:22	5.81	66.2	0.0091	6,354	0.012	585,943	58.59	41.27	526.18	0.38	16	1,317	88	161
3/10/20 10:23	5.83	62.3	0.0091	6,069	0.017	559,637	55.96	41.31	522.28	0.38	16	1,330	85	162
3/10/20 10:24	5.64	64.1	0.0091	5,525	0.000	509,495	50.95	40.92	524.09	0.39	16	1,336	78	164
3/10/20 10:25	5.86	62.8	0.0091	4,512	0.000	416,097	41.61	41.37	522.75	0.39	16	1,374	65	165
3/10/20 10:26	5.87	64.9	0.0091	4,131	0.005	380,912	38.09	41.39	524.92	0.40	17	1,383	60	166
3/10/20 10:27	5.62	65.3	0.0091	3,950	0.035	364,265	36.43	40.88	525.27	0.40	17	1,379	57	167
3/10/20 10:28	5.35	66.2	0.0091	3,883	0.033	358,078	35.81	40.32	526.16	0.41	17	1,371	56	168
3/10/20 10:29	4.38	63.1	0.0091	3,882	0.036	357,948	35.79	38.36	523.05	0.41	17	1,341	55	169
3/10/20 10:30	5.76	62.7	0.0091	3,863	0.032	356,238	35.62	41.17	522.72	0.40	17	1,390	57	170
3/10/20 10:31	5.81	64.2	0.0091	3,839	0.030	354,030	35.40	41.26	524.19	0.40	17	1,391	56	170
3/10/20 10:32	5.79	64.1	0.0091	3,874	0.032	357,217	35.72	41.22	524.08	0.40	17	1,389	57	171
3/10/20 10:33	5.75	66.0	0.0091	3,914	0.032	360,952	36.10	41.14	526.01	0.40	17	1,384	57	172
3/10/20 10:34	4.32	67.3	0.0091	3,817	0.031	351,951	35.20	38.23	527.29	0.42	17	1,335	54	173
3/10/20 10:35	4.82	67.3	0.0091	3,737	0.031	344,631	34.46	39.26	527.28	0.41	17	1,356	53	174
3/10/20 10:36	5.03	67.5	0.0091	4,364	0.001	402,431	40.24	39.67	527.47	0.40	17	1,344	62	175
3/10/20 10:37	5.60	67.8	0.0091	4,556	0.000	420,096	42.01	40.83	527.83	0.40	17	1,357	65	176
3/10/20 10:38	5.86	66.4	0.0091	4,457	0.000	410,948	41.09	41.37	526.35	0.39	16	1,371	64	177
3/10/20 10:39	5.89	69.4	0.0091	4,471	0.000	412,245	41.22	41.44	529.40	0.40	17	1,368	64	178
3/10/20 10:40	5.94	72.1	0.0091	4,617	0.000	425,779	42.58	41.52	532.13	0.40	16	1,362	66	180
3/10/20 10:41	5.96	71.3	0.0091	4,772	0.000	440,037	44.00	41.58	531.32	0.39	16	1,359	68	181
3/10/20 10:42	5.04	67.6	0.0091	5,323	0.000	490,853	49.09	39.71	527.60	0.40	17	1,317	74	182
3/10/20 10:43	5.95	65.7	0.0091	5,385	0.000	496,549	49.65	41.56	525.73	0.39	16	1,349	77	183
3/10/20 10:44	5.94	68.0	0.0091	5,658	0.000	521,743	52.17	41.54	528.00	0.39	16	1,338	80	185

Emission Calculations

Client: Medline
Location: Waukegan, IL
Source: Inlet #1
Date: 3/10/2020

As: 0.6952 sqft
Cp: 0.84
Barometric: 29.43 in Hg
DF: 92.2

Clock Time	Static (PSI)	TC (Deg F)	Calculated SQRT DP (in H2O)	DIL EO (ppm vol wb)	Water (% vol)	EO (ppm vol wb)	EO (% vol wb)	Ps (in Hg)	Ts (deg R)	Vs (fps)	Qact (acfm)	Qstd (scfh)	EO Em (lb/hr)	EO Total (lbs)
3/10/20 10:45	5.99	64.8	0.0091	5,574	0.000	513,980	51.40	41.64	524.80	0.38	16	1,346	79	186
3/10/20 10:46	6.00	63.5	0.0091	5,363	0.000	494,484	49.45	41.66	523.46	0.39	16	1,354	77	187
3/10/20 10:47	5.51	63.3	0.0091	4,977	0.000	458,929	45.89	40.65	523.27	0.39	16	1,348	71	188
3/10/20 10:48	4.59	66.0	0.0091	4,298	0.005	396,324	39.63	38.78	526.05	0.41	17	1,332	60	189
3/10/20 10:49	4.38	64.4	0.0091	3,983	0.033	367,292	36.73	38.36	524.40	0.41	17	1,336	56	190
3/10/20 10:50	5.90	63.4	0.0091	3,833	0.031	353,481	35.35	41.45	523.39	0.40	17	1,395	56	191
3/10/20 10:51	5.86	61.5	0.0091	3,745	0.034	345,353	34.54	41.37	521.49	0.40	17	1,399	55	192
3/10/20 10:52	5.24	62.3	0.0091	9,001	0.034	829,959	83.00	40.10	522.31	0.37	15	1,240	118	194
3/10/20 10:53	5.82	64.5	0.0091	9,272	0.042	854,932	85.49	41.28	524.49	0.36	15	1,250	122	196
3/10/20 10:54	5.95	66.7	0.0091	9,160	0.044	844,653	84.47	41.56	526.72	0.36	15	1,254	121	198
3/10/20 10:55	6.01	66.0	0.0091	9,280	0.048	855,697	85.57	41.68	525.99	0.36	15	1,254	123	200
3/10/20 10:56	5.31	67.1	0.0091	10,832	0.038	998,837	99.88	40.25	527.07	0.36	15	1,198	137	202
3/10/20 10:57	5.15	69.2	0.0091	4,746	0.043	437,606	43.76	39.91	529.24	0.40	17	1,335	67	204
3/10/20 10:58	6.02	66.6	0.0091	2,763	0.010	254,809	25.48	41.70	526.57	0.41	17	1,429	42	204
3/10/20 10:59	6.14	67.7	0.0091	2,749	0.008	253,503	25.35	41.93	527.71	0.41	17	1,432	42	205
3/10/20 11:00	6.07	68.4	0.0091	2,727	0.007	251,445	25.14	41.80	528.42	0.41	17	1,429	41	206
3/10/20 11:01	6.13	67.2	0.0091	2,716	0.007	250,462	25.05	41.92	527.16	0.41	17	1,434	41	206
3/10/20 11:02	4.33	68.5	0.0091	3,943	0.026	363,564	36.36	38.25	528.45	0.42	17	1,331	55	207
3/10/20 11:03	6.00	69.9	0.0091	7,713	0.025	711,204	71.12	41.65	529.86	0.37	15	1,285	104	209
3/10/20 11:04	5.87	67.5	0.0091	8,075	0.025	744,577	74.46	41.39	527.51	0.37	15	1,275	109	211
3/10/20 11:05	5.20	68.7	0.0091	8,386	0.020	773,277	77.33	40.03	528.69	0.37	16	1,245	110	213
3/10/20 11:06	5.89	65.3	0.0091	7,982	0.034	736,047	73.60	41.42	525.28	0.37	15	1,280	108	214
3/10/20 11:07	5.59	63.9	0.0091	7,044	0.036	649,552	64.96	40.83	523.90	0.38	16	1,296	96	216
3/10/20 11:08	5.74	65.0	0.0091	6,481	0.036	597,648	59.76	41.13	524.98	0.38	16	1,313	90	217
3/10/20 11:09	6.12	67.1	0.0091	6,291	0.040	580,095	58.01	41.90	527.06	0.38	16	1,328	88	219
3/10/20 11:10	6.14	68.8	0.0091	6,152	0.015	567,238	56.72	41.94	528.78	0.38	16	1,330	86	220
3/10/20 11:11	6.12	65.9	0.0091	6,154	0.038	567,450	56.74	41.90	525.88	0.38	16	1,333	86	222
3/10/20 11:12	4.78	65.6	0.0091	7,238	0.035	667,390	66.74	39.16	525.61	0.38	16	1,262	96	223
3/10/20 11:13	6.21	68.2	0.0091	8,576	0.023	790,988	79.10	42.09	528.16	0.36	15	1,273	115	225
3/10/20 11:14	5.76	69.1	0.0091	8,950	0.025	825,258	82.53	41.17	529.13	0.36	15	1,250	118	227
3/10/20 11:15	6.16	67.0	0.0091	9,171	0.026	845,651	84.57	41.98	527.02	0.36	15	1,259	122	229
3/10/20 11:16	4.55	67.4	0.0091	10,135	0.020	934,577	93.46	38.70	527.36	0.37	15	1,188	127	231
3/10/20 11:17	6.22	68.4	0.0091	10,904	0.017	1,005,489	100.55	42.11	528.43	0.35	14	1,222	141	234
3/10/20 11:18	6.22	67.1	0.0091	11,784	0.005	1,086,569	108.66	42.10	527.11	0.34	14	1,206	150	236
3/10/20 11:19	6.24	68.8	0.0091	11,523	0.012	1,062,551	106.26	42.14	528.81	0.34	14	1,210	147	239
3/10/20 11:20	6.17	70.5	0.0091	10,667	0.021	983,622	98.36	42.00	530.48	0.35	15	1,223	138	241
3/10/20 11:21	6.19	70.2	0.0091	8,247	0.026	760,413	76.04	42.04	530.21	0.36	15	1,278	111	243
3/10/20 11:22	6.16	69.2	0.0091	7,400	0.036	682,327	68.23	41.98	529.21	0.37	15	1,298	101	245
3/10/20 11:23	6.17	69.7	0.0091	7,231	0.039	666,789	66.68	42.00	529.67	0.37	16	1,302	99	246
3/10/20 11:24	6.20	68.6	0.0091	7,169	0.034	661,043	66.10	42.06	528.59	0.37	16	1,306	99	248
3/10/20 11:25	5.93	69.4	0.0091	7,139	0.034	658,261	65.83	41.51	529.39	0.37	16	1,297	98	250
3/10/20 11:26	6.24	66.2	0.0091	7,156	0.037	659,857	65.99	42.14	526.17	0.37	15	1,311	99	251
3/10/20 11:27	5.80	69.0	0.0091	7,311	0.031	674,156	67.42	41.25	529.02	0.37	16	1,289	99	253
3/10/20 11:28	6.24	65.8	0.0091	7,130	0.036	657,439	65.74	42.14	525.85	0.37	15	1,312	99	254
3/10/20 11:29	6.25	67.2	0.0091	6,623	0.007	610,689	61.07	42.17	527.23	0.37	16	1,323	92	256
3/10/20 11:30	5.88	68.0	0.0091	6,172	0.045	569,083	56.91	41.40	527.96	0.38	16	1,322	86	257
3/10/20 11:31	6.29	68.1	0.0091	6,050	0.045	557,908	55.79	42.25	528.13	0.38	16	1,339	85	259
3/10/20 11:32	6.30	67.6	0.0091	6,803	0.037	627,274	62.73	42.26	527.64	0.37	16	1,320	95	260

Emission Calculations

Client: Medline
Location: Waukegan, IL
Source: Inlet #1
Date: 3/10/2020

As: 0.6952 sqft
Cp: 0.84
Barometric: 29.43 in Hg
DF: 92.2

Clock Time	Static (PSI)	TC (Deg F)	Calculated SQRT DP (in H2O)	DIL EO (ppm vol wb)	Water (% vol)	EO (ppm vol wb)	EO (% vol wb)	Ps (in Hg)	Ts (deg R)	Vs (fps)	Qact (acfm)	Qstd (scfh)	EO Em (lb/hr)	EO Total (lbs)
3/10/20 11:33	6.39	67.0	0.0091	6,929	0.043	638,880	63.89	42.46	526.96	0.37	15	1,320	96	262
3/10/20 11:34	6.38	66.4	0.0091	6,989	0.039	644,416	64.44	42.42	526.39	0.37	15	1,319	97	264
3/10/20 11:35	6.02	70.1	0.0091	7,047	0.037	649,803	64.98	41.70	530.14	0.37	16	1,302	97	265
3/10/20 11:36	6.33	69.8	0.0091	7,083	0.036	653,131	65.31	42.32	529.77	0.37	15	1,311	98	267
3/10/20 11:37	5.13	68.9	0.0091	7,106	0.036	655,211	65.52	39.88	528.90	0.38	16	1,273	95	269
3/10/20 11:38	6.53	69.4	0.0091	7,316	0.036	674,636	67.46	42.72	529.39	0.37	15	1,312	101	270
3/10/20 11:39	4.80	68.6	0.0091	7,822	0.036	721,307	72.13	39.21	528.64	0.38	16	1,245	103	272
3/10/20 11:40	4.78	68.4	0.0091	8,186	0.024	754,850	75.49	39.17	528.35	0.38	16	1,237	107	274
3/10/20 11:41	5.48	68.0	0.0091	8,369	0.018	771,739	77.17	40.60	528.04	0.37	15	1,255	111	276
3/10/20 11:42	4.06	69.3	0.0091	8,335	0.028	768,578	76.86	37.70	529.32	0.38	16	1,209	106	277
3/10/20 11:43	5.46	70.1	0.0091	7,358	0.035	678,483	67.85	40.55	530.10	0.38	16	1,276	99	279
3/10/20 11:44	5.44	67.6	0.0091	6,452	0.041	594,948	59.49	40.51	527.65	0.38	16	1,301	88	280
3/10/20 11:45	3.86	71.1	0.0091	6,228	0.044	574,241	57.42	37.29	531.08	0.40	17	1,250	82	282
3/10/20 11:46	5.46	67.9	0.0091	6,176	0.042	569,472	56.95	40.55	527.93	0.39	16	1,308	85	283
3/10/20 11:47	5.10	69.2	0.0091	6,128	0.041	565,094	56.51	39.83	529.19	0.39	16	1,296	84	285
3/10/20 11:48	5.51	68.8	0.0091	6,124	0.039	564,698	56.47	40.65	528.84	0.39	16	1,310	85	286
3/10/20 11:49	5.51	68.8	0.0091	6,160	0.045	567,972	56.80	40.65	528.75	0.39	16	1,309	85	287
3/10/20 11:50	5.49	70.6	0.0091	6,275	0.043	578,627	57.86	40.62	530.64	0.39	16	1,303	86	289
3/10/20 11:51	5.54	67.6	0.0091	6,396	0.043	589,763	58.98	40.72	527.60	0.38	16	1,306	88	290
3/10/20 11:52	5.49	69.7	0.0091	7,051	0.042	650,157	65.02	40.62	529.68	0.38	16	1,285	96	292
3/10/20 11:53	5.54	71.6	0.0091	7,519	0.040	693,357	69.34	40.72	531.57	0.38	16	1,273	101	294
3/10/20 11:54	5.57	69.9	0.0091	7,860	0.030	724,761	72.48	40.78	529.95	0.37	16	1,268	105	295
3/10/20 11:55	5.16	69.0	0.0091	7,981	0.035	735,965	73.60	39.93	529.00	0.38	16	1,253	105	297
3/10/20 11:56	5.52	69.4	0.0091	7,954	0.032	733,464	73.35	40.67	529.37	0.37	16	1,264	106	299
3/10/20 11:57	5.51	67.4	0.0091	7,968	0.032	734,755	73.48	40.65	527.38	0.37	16	1,266	106	301
3/10/20 11:58	5.42	70.3	0.0091	8,021	0.031	739,610	73.96	40.46	530.27	0.37	16	1,259	106	302
3/10/20 11:59	5.50	68.5	0.0091	7,939	0.032	732,095	73.21	40.63	528.49	0.37	16	1,265	106	304
3/10/20 12:00	5.48	68.3	0.0091	7,132	0.037	657,628	65.76	40.60	528.35	0.38	16	1,284	97	306
3/10/20 12:01	5.52	70.8	0.0091	7,279	0.037	671,229	67.12	40.67	530.77	0.38	16	1,279	98	307
3/10/20 12:02	5.46	69.5	0.0091	7,826	0.037	721,648	72.16	40.56	529.46	0.37	16	1,266	104	309
3/10/20 12:03	5.47	70.7	0.0091	8,824	0.041	813,618	81.36	40.57	530.74	0.37	15	1,241	115	311
3/10/20 12:04	5.48	69.8	0.0091	8,287	0.038	764,117	76.41	40.60	529.77	0.37	15	1,255	110	313
3/10/20 12:05	5.48	69.8	0.0091	8,138	0.036	750,384	75.04	40.60	529.84	0.37	16	1,259	108	315
3/10/20 12:06	5.48	71.1	0.0091	7,302	0.045	673,357	67.34	40.60	531.05	0.38	16	1,277	98	316
3/10/20 12:07	5.49	71.1	0.0091	6,936	0.050	639,584	63.96	40.61	531.12	0.38	16	1,286	94	318
3/10/20 12:08	5.50	73.0	0.0091	6,886	0.022	634,921	63.49	40.63	533.05	0.38	16	1,285	93	320
3/10/20 12:09	5.54	74.5	0.0091	6,828	0.052	629,614	62.96	40.72	534.48	0.38	16	1,286	93	321
3/10/20 12:10	5.53	70.9	0.0091	6,928	0.016	638,845	63.88	40.70	530.88	0.38	16	1,288	94	323
3/10/20 12:11	5.55	70.0	0.0091	7,866	0.037	725,328	72.53	40.73	529.95	0.37	16	1,267	105	324
3/10/20 12:12	5.54	71.2	0.0091	8,000	0.040	737,701	73.77	40.71	531.19	0.37	16	1,262	106	326
3/10/20 12:13	4.15	69.8	0.0091	7,777	0.042	717,141	71.71	37.89	529.81	0.39	16	1,224	100	328
3/10/20 12:14	4.49	70.3	0.0091	7,444	0.042	686,420	68.64	38.58	530.28	0.39	16	1,242	98	329
3/10/20 12:15	5.60	70.9	0.0091	7,415	0.047	683,707	68.37	40.84	530.94	0.38	16	1,278	100	331
3/10/20 12:16	4.64	71.6	0.0091	7,508	0.042	692,307	69.23	38.89	531.63	0.39	16	1,244	98	333
3/10/20 12:17	5.60	70.5	0.0091	7,661	0.044	706,404	70.64	40.84	530.45	0.37	16	1,273	103	334
3/10/20 12:18	5.56	69.0	0.0091	7,600	0.042	700,773	70.08	40.76	528.95	0.37	16	1,275	102	336
3/10/20 12:19	5.58	68.1	0.0091	7,571	0.047	698,137	69.81	40.80	528.14	0.37	16	1,277	102	338
3/10/20 12:20	5.58	68.7	0.0091	7,616	0.039	702,237	70.22	40.80	528.71	0.37	16	1,275	102	340

Emission Calculations

Client: Medline
Location: Waukegan, IL
Source: Inlet #1
Date: 3/10/2020

As: 0.6952 sqft
Cp: 0.84
Barometric: 29.43 in Hg
DF: 92.2

Clock Time	Static (PSI)	TC (Deg F)	Calculated SQRT DP (in H2O)	DIL EO (ppm vol wb)	Water (% vol)	EO (ppm vol wb)	EO (% vol wb)	Ps (in Hg)	Ts (deg R)	Vs (fps)	Qact (acfm)	Qstd (scfh)	EO Em (lb/hr)	EO Total (lbs)
3/10/20 12:21	5.52	69.9	0.0091	7,608	0.041	701,537	70.15	40.67	529.92	0.38	16	1,272	102	341
3/10/20 12:22	5.53	69.7	0.0091	7,096	0.047	654,314	65.43	40.70	529.70	0.38	16	1,285	96	343
3/10/20 12:23	4.29	72.3	0.0091	6,765	0.017	623,818	62.38	38.17	532.33	0.39	16	1,249	89	344
3/10/20 12:24	5.47	74.0	0.0091	6,843	0.015	631,020	63.10	40.57	533.98	0.38	16	1,284	93	346
3/10/20 12:25	5.54	70.5	0.0091	6,945	0.011	640,397	64.04	40.71	530.48	0.38	16	1,288	94	347
3/10/20 12:26	5.52	73.0	0.0091	6,888	0.017	635,165	63.52	40.67	532.97	0.38	16	1,286	93	349
3/10/20 12:27	5.00	70.5	0.0091	6,875	0.015	633,955	63.40	39.61	530.46	0.39	16	1,272	92	351
3/10/20 12:28	4.84	72.5	0.0091	6,577	0.015	606,435	60.64	39.28	532.54	0.39	16	1,272	88	352
3/10/20 12:29	5.50	69.3	0.0091	6,122	0.024	564,532	56.45	40.64	529.33	0.39	16	1,309	85	353
3/10/20 12:30	5.39	72.9	0.0091	5,977	0.048	551,124	55.11	40.42	532.91	0.39	16	1,305	82	355
3/10/20 12:31	5.54	71.4	0.0091	5,909	0.024	544,827	54.48	40.72	531.44	0.39	16	1,314	82	356
3/10/20 12:32	5.59	68.4	0.0091	5,876	0.050	541,843	54.18	40.82	528.41	0.39	16	1,320	82	358
3/10/20 12:33	5.58	69.2	0.0091	6,222	0.046	573,722	57.37	40.80	529.24	0.38	16	1,310	86	359
3/10/20 12:34	5.10	69.7	0.0091	6,347	0.046	585,295	58.53	39.81	529.71	0.39	16	1,290	86	360
3/10/20 12:35	5.54	69.8	0.0091	6,310	0.020	581,802	58.18	40.72	529.85	0.38	16	1,305	87	362
3/10/20 12:36	5.60	68.5	0.0091	6,080	0.022	560,602	56.06	40.85	528.47	0.39	16	1,315	84	363
3/10/20 12:37	5.57	72.1	0.0091	5,971	0.024	550,630	55.06	40.79	532.11	0.39	16	1,312	83	365
3/10/20 12:38	4.16	72.1	0.0091	5,953	0.020	548,946	54.89	37.91	532.08	0.40	17	1,266	79	366
3/10/20 12:39	5.63	68.7	0.0091	5,966	0.022	550,116	55.01	40.89	528.68	0.39	16	1,318	83	367
3/10/20 12:40	5.59	68.7	0.0091	6,076	0.017	560,274	56.03	40.82	528.75	0.39	16	1,314	84	369
3/10/20 12:41	5.26	67.2	0.0091	5,994	0.022	552,749	55.27	40.15	527.16	0.39	16	1,307	83	370
3/10/20 12:42	4.95	70.2	0.0091	6,006	0.023	553,857	55.39	39.51	530.24	0.39	16	1,293	82	371
3/10/20 12:43	5.61	69.7	0.0091	6,022	0.024	555,291	55.53	40.85	529.65	0.39	16	1,315	83	373
3/10/20 12:44	4.13	71.6	0.0091	5,907	0.017	544,713	54.47	37.85	531.62	0.40	17	1,266	79	374
3/10/20 12:45	4.13	72.9	0.0091	5,869	0.021	541,143	54.11	37.85	532.87	0.40	17	1,266	78	376
3/10/20 12:46	5.50	72.1	0.0091	6,684	0.015	616,352	61.64	40.64	532.06	0.38	16	1,292	91	377
3/10/20 12:47	5.58	72.1	0.0091	7,738	0.038	713,506	71.35	40.79	532.08	0.37	16	1,268	103	379
3/10/20 12:48	4.43	72.6	0.0091	8,577	0.024	790,913	79.09	38.45	532.61	0.38	16	1,212	110	381
3/10/20 12:49	5.53	71.9	0.0091	8,650	0.027	797,586	79.76	40.71	531.93	0.37	15	1,246	114	382
3/10/20 12:50	5.50	73.1	0.0091	8,709	0.027	803,080	80.31	40.64	533.13	0.37	15	1,242	114	384
3/10/20 12:51	4.19	70.3	0.0091	9,107	0.031	839,768	83.98	37.96	530.27	0.38	16	1,195	115	386
3/10/20 12:52	5.58	72.3	0.0091	9,144	0.029	843,205	84.32	40.80	532.28	0.37	15	1,236	119	388
3/10/20 12:53	5.55	73.7	0.0091	8,564	0.029	789,644	78.96	40.73	533.69	0.37	15	1,246	113	390
3/10/20 12:54	5.59	71.1	0.0091	6,987	0.042	644,308	64.43	40.82	531.13	0.38	16	1,288	95	392
3/10/20 12:55	4.29	70.9	0.0091	6,390	0.015	589,196	58.92	38.18	530.88	0.40	17	1,260	85	393
3/10/20 12:56	5.55	70.6	0.0091	6,136	0.016	565,815	56.58	40.74	530.57	0.39	16	1,309	85	395
3/10/20 12:57	4.14	72.5	0.0091	5,905	0.018	544,465	54.45	37.86	532.47	0.40	17	1,266	79	396
3/10/20 12:58	4.29	71.6	0.0091	5,763	0.023	531,374	53.14	38.17	531.60	0.40	17	1,275	77	397
3/10/20 12:59	4.62	70.3	0.0091	5,559	0.023	512,618	51.26	38.84	530.29	0.40	17	1,294	76	398
3/10/20 13:00	5.62	71.2	0.0091	5,487	0.024	505,919	50.59	40.88	531.18	0.39	16	1,328	77	400
3/10/20 13:01	5.68	70.9	0.0091	5,441	0.023	501,677	50.17	40.99	530.86	0.39	16	1,331	76	401
3/10/20 13:02	5.69	71.9	0.0091	5,504	0.025	507,498	50.75	41.02	531.87	0.39	16	1,329	77	402
3/10/20 13:03	5.65	70.9	0.0091	5,521	0.024	509,137	50.91	40.94	530.93	0.39	16	1,328	77	404
3/10/20 13:04	5.71	74.4	0.0091	5,487	0.030	505,961	50.60	41.06	534.35	0.39	16	1,327	77	405
3/10/20 13:05	4.11	73.0	0.0091	5,886	0.020	542,786	54.28	37.80	532.99	0.40	17	1,264	78	406
3/10/20 13:06	5.60	73.4	0.0091	6,088	0.014	561,372	56.14	40.84	533.43	0.39	16	1,308	84	408
3/10/20 13:07	5.29	71.2	0.0091	6,077	0.017	560,398	56.04	40.22	531.16	0.39	16	1,301	83	409
3/10/20 13:08	5.63	75.6	0.0091	6,084	0.016	560,969	56.10	40.90	535.57	0.39	16	1,307	84	410

Emission Calculations

Client: Medline
Location: Waukegan, IL
Source: Inlet #1
Date: 3/10/2020

As: 0.6952 sqft
Cp: 0.84
Barometric: 29.43 in Hg
DF: 92.2

Clock Time	Static (PSI)	TC (Deg F)	Calculated SQRT DP (in H2O)	DIL EO (ppm vol wb)	Water (% vol)	EO (ppm vol wb)	EO (% vol wb)	Ps (in Hg)	Ts (deg R)	Vs (fps)	Qact (acfm)	Qstd (scfh)	EO Em (lb/hr)	EO Total (lbs)
3/10/20 13:09	5.61	73.0	0.0091	6,311	0.009	581,975	58.20	40.86	533.05	0.38	16	1,303	87	412
3/10/20 13:10	5.61	75.8	0.0091	6,544	0.008	603,441	60.34	40.85	535.79	0.38	16	1,294	89	413
3/10/20 13:11	5.58	74.0	0.0091	6,561	0.004	605,016	60.50	40.80	534.00	0.38	16	1,295	90	415
3/10/20 13:12	5.58	75.2	0.0091	6,480	0.009	597,499	59.75	40.79	535.15	0.38	16	1,295	89	416
3/10/20 13:13	5.57	72.5	0.0091	6,542	0.008	603,252	60.33	40.77	532.51	0.38	16	1,297	89	418
3/10/20 13:14	5.55	74.9	0.0091	6,661	0.007	614,205	61.42	40.74	534.89	0.38	16	1,290	91	419
3/10/20 13:15	5.58	74.7	0.0091	6,699	0.036	617,680	61.77	40.81	534.73	0.38	16	1,291	91	421
3/10/20 13:16	5.62	72.7	0.0091	5,982	0.017	551,594	55.16	40.87	532.73	0.39	16	1,313	83	422
3/10/20 13:17	5.62	71.3	0.0091	5,335	0.016	491,935	49.19	40.87	531.32	0.39	16	1,332	75	423
3/10/20 13:18	5.64	72.2	0.0091	5,134	0.021	473,377	47.34	40.92	532.22	0.39	16	1,337	72	425
3/10/20 13:19	5.59	70.9	0.0091	4,979	0.019	459,114	45.91	40.83	530.93	0.39	16	1,341	70	426
3/10/20 13:20	4.45	72.4	0.0091	4,922	0.020	453,830	45.38	38.49	532.42	0.41	17	1,302	68	427
3/10/20 13:21	5.64	70.2	0.0091	4,821	0.023	444,549	44.45	40.93	530.22	0.40	16	1,348	69	428
3/10/20 13:22	4.12	70.9	0.0091	4,712	0.024	434,527	43.45	37.83	530.86	0.41	17	1,299	65	429
3/10/20 13:23	4.24	72.1	0.0091	4,672	0.026	430,815	43.08	38.07	532.11	0.41	17	1,302	64	430
3/10/20 13:24	5.72	71.1	0.0091	4,654	0.029	429,161	42.92	41.09	531.07	0.40	17	1,355	66	431
3/10/20 13:25	5.72	70.9	0.0091	4,662	0.024	429,902	42.99	41.07	530.91	0.40	17	1,354	67	432
3/10/20 13:26	5.73	70.6	0.0091	4,662	0.024	429,902	42.99	41.11	530.64	0.40	17	1,355	67	433
3/10/20 13:27	5.68	70.9	0.0091	4,703	0.024	433,636	43.36	41.00	530.91	0.40	17	1,352	67	435
3/10/20 13:28	5.66	72.5	0.0091	4,997	0.024	460,798	46.08	40.96	532.53	0.39	16	1,341	71	436
3/10/20 13:29	5.66	72.8	0.0091	5,138	0.019	473,773	47.38	40.96	532.76	0.39	16	1,337	72	437
3/10/20 13:30	5.69	72.2	0.0091	5,071	0.017	467,569	46.76	41.02	532.20	0.39	16	1,340	72	438
3/10/20 13:31	5.65	73.3	0.0091	5,080	0.026	468,464	46.85	40.95	533.29	0.39	16	1,338	72	439
3/10/20 13:32	5.15	75.0	0.0091	5,237	0.021	482,885	48.29	39.92	535.00	0.40	17	1,314	73	441
3/10/20 13:33	5.62	74.6	0.0091	5,242	0.024	483,355	48.34	40.88	534.63	0.39	16	1,330	74	442
3/10/20 13:34	5.57	73.4	0.0091	5,231	0.022	482,371	48.24	40.77	533.41	0.39	16	1,330	73	443
3/10/20 13:35	5.57	75.5	0.0091	5,204	0.018	479,855	47.99	40.78	535.48	0.40	16	1,329	73	444
3/10/20 13:36	4.10	74.2	0.0091	5,225	0.024	481,770	48.18	37.79	534.24	0.41	17	1,280	71	445
3/10/20 13:37	4.59	76.0	0.0091	5,217	0.019	481,051	48.11	38.79	535.96	0.41	17	1,295	71	447
3/10/20 13:38	5.25	71.0	0.0091	5,091	0.021	469,446	46.94	40.12	531.04	0.40	17	1,327	71	448
3/10/20 13:39	5.60	71.9	0.0091	4,531	0.026	417,835	41.78	40.84	531.92	0.40	17	1,353	65	449
3/10/20 13:40	5.57	72.2	0.0091	4,324	0.026	398,725	39.87	40.78	532.21	0.40	17	1,358	62	450
3/10/20 13:41	5.56	72.2	0.0091	4,357	0.029	401,798	40.18	40.76	532.21	0.40	17	1,356	62	451
3/10/20 13:42	4.33	69.5	0.0091	4,410	0.031	406,673	40.67	38.24	529.51	0.41	17	1,316	61	452
3/10/20 13:43	5.62	69.1	0.0091	4,438	0.026	409,228	40.92	40.88	529.12	0.40	17	1,360	64	453
3/10/20 13:44	5.66	71.2	0.0091	4,394	0.029	405,204	40.52	40.96	531.19	0.40	17	1,360	63	454
3/10/20 13:45	5.66	69.3	0.0091	4,366	0.030	402,584	40.26	40.96	529.31	0.40	17	1,363	63	455
3/10/20 13:46	5.71	70.0	0.0091	4,348	0.028	400,906	40.09	41.06	529.98	0.40	17	1,365	63	456
3/10/20 13:47	5.70	72.3	0.0091	4,357	0.027	401,774	40.18	41.03	532.33	0.40	17	1,361	63	457
3/10/20 13:48	5.76	69.2	0.0091	4,418	0.027	407,411	40.74	41.16	529.19	0.40	17	1,365	64	458
3/10/20 13:49	5.71	70.7	0.0091	4,372	0.033	403,185	40.32	41.07	530.73	0.40	17	1,363	63	459
3/10/20 13:50	5.71	71.2	0.0091	4,472	0.030	412,368	41.24	41.06	531.21	0.40	17	1,359	64	460
3/10/20 13:51	4.25	72.1	0.0091	4,549	0.023	419,497	41.95	38.09	532.12	0.41	17	1,306	63	461
3/10/20 13:52	5.70	70.5	0.0091	5,084	0.029	468,818	46.88	41.05	530.55	0.39	16	1,343	72	463
3/10/20 13:53	5.68	71.2	0.0091	5,041	0.031	464,829	46.48	41.00	531.16	0.39	16	1,342	71	464
3/10/20 13:54	4.78	74.5	0.0091	5,084	0.027	468,825	46.88	39.16	534.47	0.40	17	1,307	70	465
3/10/20 13:55	5.65	70.2	0.0091	5,102	0.031	470,464	47.05	40.95	530.16	0.39	16	1,341	72	466
3/10/20 13:56	5.51	73.0	0.0091	5,112	0.025	471,375	47.14	40.65	532.98	0.40	16	1,332	72	467

Emission Calculations

Client: Medline
Location: Waukegan, IL
Source: Inlet #1
Date: 3/10/2020

As: 0.6952 sqft
Cp: 0.84
Barometric: 29.43 in Hg
DF: 92.2

Clock Time	Static (PSI)	TC (Deg F)	Calculated SQRT DP (in H2O)	DIL EO (ppm vol wb)	Water (% vol)	EO (ppm vol wb)	EO (% vol wb)	Ps (in Hg)	Ts (deg R)	Vs (fps)	Qact (acfm)	Qstd (scfh)	EO Em (lb/hr)	EO Total (lbs)
3/10/20 13:57	5.56	71.5	0.0091	5,135	0.025	473,453	47.35	40.77	531.50	0.39	16	1,335	72	469
3/10/20 13:58	5.66	74.8	0.0091	5,212	0.026	480,625	48.06	40.96	534.78	0.39	16	1,332	73	470
3/10/20 13:59	5.60	72.9	0.0091	5,288	0.029	487,631	48.76	40.84	532.91	0.39	16	1,331	74	471
3/10/20 14:00	5.62	71.1	0.0091	5,241	0.024	483,228	48.32	40.87	531.12	0.39	16	1,335	74	472
3/10/20 14:01	5.62	69.0	0.0091	4,735	0.028	436,599	43.66	40.89	528.95	0.40	17	1,352	67	473
3/10/20 14:02	5.64	69.9	0.0091	4,474	0.031	412,539	41.25	40.92	529.85	0.40	17	1,359	64	474
3/10/20 14:03	4.36	69.5	0.0091	4,460	0.037	411,280	41.13	38.31	529.49	0.41	17	1,316	62	475
3/10/20 14:04	5.64	67.4	0.0091	4,414	0.032	407,054	40.71	40.93	527.37	0.40	17	1,364	63	477
3/10/20 14:05	5.22	68.1	0.0091	4,413	0.033	406,885	40.69	40.06	528.07	0.40	17	1,348	63	478
3/10/20 14:06	5.70	68.8	0.0091	4,314	0.031	397,765	39.78	41.04	528.77	0.40	17	1,367	62	479
3/10/20 14:07	5.69	68.8	0.0091	4,207	0.038	387,904	38.79	41.02	528.75	0.40	17	1,370	61	480
3/10/20 14:08	5.73	69.0	0.0091	4,179	0.036	385,339	38.53	41.11	529.01	0.40	17	1,372	60	481
3/10/20 14:09	5.72	69.0	0.0091	4,372	0.032	403,111	40.31	41.09	528.95	0.40	17	1,366	63	482
3/10/20 14:10	5.72	70.1	0.0091	4,526	0.032	417,351	41.74	41.07	530.11	0.40	17	1,359	65	483
3/10/20 14:11	5.73	70.3	0.0091	4,489	0.034	413,939	41.39	41.10	530.35	0.40	17	1,361	64	484
3/10/20 14:12	5.22	69.4	0.0091	4,553	0.033	419,796	41.98	40.06	529.37	0.40	17	1,343	64	485
3/10/20 14:13	5.75	69.8	0.0091	4,614	0.037	425,423	42.54	41.14	529.79	0.40	17	1,358	66	486
3/10/20 14:14	5.14	72.5	0.0091	4,567	0.034	421,132	42.11	39.90	532.49	0.40	17	1,336	64	487
3/10/20 14:15	5.74	69.8	0.0091	4,524	0.032	417,132	41.71	41.13	529.84	0.40	17	1,361	65	488
3/10/20 14:16	5.54	68.7	0.0091	4,537	0.028	418,327	41.83	40.72	528.73	0.40	17	1,355	65	489
3/10/20 14:17	4.55	71.5	0.0091	4,545	0.031	419,129	41.91	38.70	531.52	0.41	17	1,317	63	490
3/10/20 14:18	5.67	73.9	0.0091	4,540	0.027	418,629	41.86	40.99	533.91	0.40	17	1,353	65	491
3/10/20 14:19	5.63	69.7	0.0091	4,536	0.032	418,276	41.83	40.89	529.73	0.40	17	1,357	65	492
3/10/20 14:20	4.62	73.8	0.0091	4,542	0.030	418,805	41.88	38.84	533.85	0.41	17	1,317	63	494
3/10/20 14:21	5.65	73.8	0.0091	4,632	0.033	427,109	42.71	40.94	533.75	0.40	17	1,350	66	495
3/10/20 14:22	5.64	72.6	0.0091	4,703	0.027	433,680	43.37	40.93	532.63	0.40	17	1,349	67	496
3/10/20 14:23	4.58	71.0	0.0091	4,515	0.034	416,346	41.63	38.75	531.00	0.41	17	1,320	63	497
3/10/20 14:24	5.53	67.0	0.0091	4,131	0.038	380,955	38.10	40.69	527.04	0.40	17	1,369	60	498
3/10/20 14:25	5.37	70.5	0.0091	4,087	0.038	376,833	37.68	40.36	530.49	0.40	17	1,360	59	499
3/10/20 14:26	4.94	68.7	0.0091	4,053	0.036	373,761	37.38	39.49	528.71	0.41	17	1,348	58	500
3/10/20 14:27	4.09	62.8	0.0091	4,074	0.040	375,697	37.57	37.76	522.78	0.42	17	1,326	57	501
3/10/20 14:28	5.73	63.6	0.0091	4,039	0.036	372,457	37.25	41.11	523.55	0.40	17	1,383	59	502
3/10/20 14:29	5.77	63.6	0.0091	3,964	0.063	365,489	36.55	41.18	523.57	0.40	17	1,386	58	503
3/10/20 14:30	5.64	69.5	0.0091	3,887	0.061	358,433	35.84	40.93	529.46	0.40	17	1,377	56	504
3/10/20 14:31	5.83	68.0	0.0091	3,923	0.067	361,719	36.17	41.31	528.00	0.40	17	1,384	57	505
3/10/20 14:32	5.83	69.1	0.0091	4,000	0.036	368,864	36.89	41.32	529.05	0.40	17	1,380	58	505
3/10/20 14:33	5.51	66.9	0.0091	5,073	0.041	467,825	46.78	40.66	526.94	0.39	16	1,341	72	507
3/10/20 14:34	5.90	70.0	0.0091	6,093	0.042	561,822	56.18	41.46	530.05	0.38	16	1,322	85	508
3/10/20 14:35	5.93	67.0	0.0091	6,180	0.048	569,890	56.99	41.51	526.99	0.38	16	1,325	86	510
3/10/20 14:36	4.71	66.7	0.0091	6,116	0.047	563,945	56.39	39.02	526.67	0.39	16	1,287	83	511
3/10/20 14:37	5.44	67.3	0.0091	6,065	0.049	559,231	55.92	40.51	527.30	0.39	16	1,311	84	512
3/10/20 14:38	6.00	67.9	0.0091	6,048	0.048	557,659	55.77	41.66	527.92	0.38	16	1,330	85	514
3/10/20 14:39	6.03	71.5	0.0091	6,056	0.048	558,424	55.84	41.71	531.46	0.38	16	1,326	85	515
3/10/20 14:40	5.51	71.0	0.0091	6,041	0.047	557,015	55.70	40.66	530.98	0.39	16	1,310	83	517
3/10/20 14:41	5.44	72.2	0.0091	6,064	0.044	559,127	55.91	40.51	532.17	0.39	16	1,305	83	518
3/10/20 14:42	4.50	71.3	0.0091	6,150	0.069	567,126	56.71	38.60	531.28	0.40	17	1,273	83	519
3/10/20 14:43	3.71	71.1	0.0091	6,256	0.040	576,859	57.69	37.00	531.07	0.40	17	1,244	82	521
3/10/20 14:44	4.54	70.1	0.0091	5,994	0.051	552,732	55.27	38.68	530.05	0.40	17	1,280	81	522

Emission Calculations

Client: Medline
Location: Waukegan, IL
Source: Inlet #1
Date: 3/10/2020

As: 0.6952 sqft
Cp: 0.84
Barometric: 29.43 in Hg
DF: 92.2

Clock Time	Static (PSI)	TC (Deg F)	Calculated SQRT DP (in H2O)	DIL EO (ppm vol wb)	Water (% vol)	EO (ppm vol wb)	EO (% vol wb)	Ps (in Hg)	Ts (deg R)	Vs (fps)	Qact (acfm)	Qstd (scfh)	EO Em (lb/hr)	EO Total (lbs)
3/10/20 14:45	5.36	68.9	0.0091	5,460	0.051	503,459	50.35	40.35	528.91	0.39	16	1,323	76	523
3/10/20 14:46	5.36	69.4	0.0091	5,515	0.050	508,514	50.85	40.36	529.44	0.39	16	1,321	77	525
3/10/20 14:47	3.87	67.5	0.0091	5,477	0.052	505,063	50.51	37.31	527.45	0.41	17	1,273	74	526
3/10/20 14:48	5.31	66.4	0.0091	5,405	0.050	498,432	49.84	40.25	526.37	0.39	16	1,326	76	527
3/10/20 14:49	5.27	67.8	0.0091	5,341	0.050	492,532	49.25	40.17	527.77	0.39	16	1,325	75	528
3/10/20 14:50	5.29	64.0	0.0091	5,269	0.054	485,859	48.59	40.21	524.01	0.39	16	1,332	74	530
3/10/20 14:51	4.05	67.2	0.0091	5,163	0.053	476,049	47.60	37.69	527.20	0.41	17	1,288	70	531
3/10/20 14:52	5.36	64.7	0.0091	5,212	0.051	480,562	48.06	40.35	524.73	0.39	16	1,335	73	532
3/10/20 14:53	4.31	70.0	0.0091	5,314	0.050	490,041	49.00	38.21	529.97	0.41	17	1,290	72	533
3/10/20 14:54	3.94	67.1	0.0091	5,525	0.050	509,415	50.94	37.46	527.09	0.41	17	1,275	74	534
3/10/20 14:55	5.32	65.7	0.0091	5,471	0.050	504,515	50.45	40.27	525.67	0.39	16	1,325	76	536
3/10/20 14:56	5.38	67.8	0.0091	5,569	0.050	513,542	51.35	40.39	527.79	0.39	16	1,322	78	537
3/10/20 14:57	5.37	67.3	0.0091	5,583	0.048	514,788	51.48	40.37	527.30	0.39	16	1,322	78	538
3/10/20 14:58	5.08	70.6	0.0091	5,522	0.045	509,179	50.92	39.78	530.58	0.40	16	1,310	76	539
3/10/20 14:59	5.35	68.1	0.0091	5,478	0.050	505,153	50.52	40.33	528.06	0.39	16	1,323	76	541
3/10/20 15:00	5.34	69.6	0.0091	5,451	0.053	502,644	50.26	40.31	529.63	0.39	16	1,322	76	542
3/10/20 15:01	4.05	68.8	0.0091	5,441	0.052	501,669	50.17	37.68	528.82	0.41	17	1,279	73	543
3/10/20 15:02	4.40	69.0	0.0091	5,412	0.049	499,029	49.90	38.39	529.01	0.40	17	1,292	74	544
3/10/20 15:03	5.29	69.8	0.0091	5,412	0.049	499,029	49.90	40.21	529.76	0.39	16	1,321	75	546
3/10/20 15:04	3.71	71.3	0.0091	5,412	0.049	499,029	49.90	36.99	531.33	0.41	17	1,265	72	547
3/10/20 15:05	3.71	71.1	0.0091	5,412	0.049	499,029	49.90	36.99	531.08	0.41	17	1,265	72	548
3/10/20 15:06	5.00	69.0	0.0091	5,412	0.049	499,029	49.90	39.61	529.04	0.40	17	1,312	75	549
3/10/20 15:07	5.20	68.0	0.0091	5,412	0.049	499,029	49.90	40.03	528.03	0.39	16	1,320	75	551
3/10/20 15:08	5.21	67.8	0.0091	5,412	0.049	499,029	49.90	40.05	527.83	0.39	16	1,321	75	552
3/10/20 15:09	3.74	66.8	0.0091	5,412	0.049	499,029	49.90	37.05	526.79	0.41	17	1,272	73	553
3/10/20 15:10	5.09	66.9	0.0091	4,874	0.049	449,446	44.94	39.80	526.89	0.40	17	1,333	68	554
3/10/20 15:11	5.24	65.8	0.0091	4,809	0.071	443,441	44.34	40.10	525.77	0.40	17	1,341	68	555
3/10/20 15:12	3.81	66.2	0.0091	4,759	0.072	438,845	43.88	37.20	526.17	0.41	17	1,292	65	556
3/10/20 15:13	4.06	64.9	0.0091	4,974	0.058	458,613	45.86	37.70	524.85	0.41	17	1,297	68	558
3/10/20 15:14	5.29	64.9	0.0091	6,066	0.091	559,350	55.94	40.21	524.91	0.39	16	1,310	84	559
3/10/20 15:15	5.32	66.4	0.0091	6,132	0.092	565,397	56.54	40.26	526.44	0.39	16	1,307	84	560
3/10/20 15:16	3.68	66.4	0.0091	6,170	0.090	568,921	56.89	36.93	526.44	0.40	17	1,251	81	562
3/10/20 15:17	3.75	65.8	0.0091	6,289	0.093	579,872	57.99	37.07	525.84	0.40	17	1,251	83	563
3/10/20 15:18	4.85	70.2	0.0091	6,385	0.091	588,798	58.88	39.32	530.17	0.39	16	1,280	86	565
3/10/20 15:19	5.17	67.9	0.0091	6,402	0.087	590,319	59.03	39.97	527.93	0.39	16	1,293	87	566
3/10/20 15:20	5.25	67.2	0.0091	6,423	0.089	592,251	59.23	40.13	527.17	0.39	16	1,296	88	567
3/10/20 15:21	4.01	66.9	0.0091	6,435	0.089	593,348	59.33	37.60	526.94	0.40	17	1,255	85	569
3/10/20 15:22	5.28	65.9	0.0091	6,439	0.088	593,728	59.37	40.18	525.89	0.38	16	1,298	88	570
3/10/20 15:23	5.24	66.3	0.0091	6,461	0.089	595,759	59.58	40.11	526.25	0.39	16	1,296	88	572
3/10/20 15:24	5.23	66.5	0.0091	6,482	0.088	597,676	59.77	40.08	526.55	0.39	16	1,295	88	573
3/10/20 15:25	5.24	69.3	0.0091	6,522	0.089	601,415	60.14	40.10	529.35	0.39	16	1,291	89	575
3/10/20 15:26	4.83	67.9	0.0091	6,564	0.087	605,257	60.53	39.27	527.94	0.39	16	1,278	88	576
3/10/20 15:27	5.09	66.8	0.0091	6,859	0.086	632,440	63.24	39.80	526.78	0.38	16	1,280	93	578
3/10/20 15:28	5.21	63.9	0.0091	7,052	0.081	650,301	65.03	40.04	523.93	0.38	16	1,283	95	579
3/10/20 15:29	5.16	64.3	0.0091	6,831	0.078	629,888	62.99	39.94	524.27	0.38	16	1,286	93	581
3/10/20 15:30	5.21	65.0	0.0091	5,996	0.088	552,891	55.29	40.05	525.05	0.39	16	1,309	83	582
3/10/20 15:31	3.77	63.7	0.0091	5,747	0.092	529,945	52.99	37.12	523.74	0.41	17	1,268	77	584
3/10/20 15:32	4.75	62.9	0.0091	5,694	0.092	525,068	52.51	39.11	522.89	0.39	16	1,304	78	585

Emission Calculations

Client: Medline
Location: Waukegan, IL
Source: Inlet #1
Date: 3/10/2020

As: 0.6952 sqft
Cp: 0.84
Barometric: 29.43 in Hg
DF: 92.2

Clock Time	Static (PSI)	TC (Deg F)	Calculated SQRT DP (in H2O)	DIL EO (ppm vol wb)	Water (% vol)	EO (ppm vol wb)	EO (% vol wb)	Ps (in Hg)	Ts (deg R)	Vs (fps)	Qact (acfm)	Qstd (scfh)	EO Em (lb/hr)	EO Total (lbs)
3/10/20 15:33	4.87	67.0	0.0091	5,651	0.090	521,070	52.11	39.35	527.00	0.40	16	1,304	78	586
3/10/20 15:34	5.00	63.4	0.0091	5,620	0.092	518,218	51.82	39.63	523.36	0.39	16	1,314	78	588
3/10/20 15:35	5.02	64.3	0.0091	5,600	0.093	516,389	51.64	39.66	524.30	0.39	16	1,314	78	589
3/10/20 15:36	5.27	62.7	0.0091	5,597	0.097	516,066	51.61	40.16	522.68	0.39	16	1,324	78	590
3/10/20 15:37	5.30	66.9	0.0091	5,947	0.091	548,368	54.84	40.23	526.91	0.39	16	1,311	82	591
3/10/20 15:38	5.29	64.6	0.0091	6,238	0.094	575,162	57.52	40.21	524.60	0.39	16	1,306	86	593
3/10/20 15:39	5.26	67.2	0.0091	6,327	0.093	583,371	58.34	40.15	527.21	0.39	16	1,299	87	594
3/10/20 15:40	5.30	67.1	0.0091	6,440	0.094	593,862	59.39	40.23	527.06	0.38	16	1,298	88	596
3/10/20 15:41	4.25	66.8	0.0091	6,449	0.096	594,633	59.46	38.10	526.85	0.40	16	1,263	86	597
3/10/20 15:42	3.90	65.4	0.0091	6,463	0.096	595,994	59.60	37.38	525.42	0.40	17	1,252	85	599
3/10/20 15:43	5.24	64.6	0.0091	6,489	0.096	598,312	59.83	40.11	524.59	0.38	16	1,297	89	600
3/10/20 15:44	5.22	66.4	0.0091	6,520	0.097	601,198	60.12	40.07	526.40	0.38	16	1,294	89	602
3/10/20 15:45	5.19	66.7	0.0091	6,563	0.094	605,172	60.52	40.00	526.71	0.38	16	1,291	89	603
3/10/20 15:46	4.09	66.9	0.0091	6,612	0.096	609,647	60.96	37.76	526.89	0.40	17	1,253	87	605
3/10/20 15:47	5.12	64.5	0.0091	6,770	0.099	624,226	62.42	39.87	524.52	0.38	16	1,287	92	606
3/10/20 15:48	4.36	68.0	0.0091	6,585	0.087	607,190	60.72	38.31	528.03	0.39	16	1,261	88	608
3/10/20 15:49	5.14	67.0	0.0091	6,857	0.091	632,279	63.23	39.89	527.00	0.38	16	1,282	93	609
3/10/20 15:50	5.12	65.2	0.0091	7,110	0.089	655,612	65.56	39.86	525.16	0.38	16	1,277	96	611
3/10/20 15:51	4.46	66.2	0.0091	6,862	0.088	632,704	63.27	38.52	526.17	0.39	16	1,260	91	612
3/10/20 15:52	3.60	62.3	0.0091	6,051	0.093	557,952	55.80	36.76	522.34	0.40	17	1,256	80	614
3/10/20 15:53	5.13	62.1	0.0091	5,850	0.093	539,388	53.94	39.88	522.12	0.39	16	1,313	81	615
3/10/20 15:54	5.10	63.2	0.0091	5,812	0.092	535,970	53.60	39.83	523.24	0.39	16	1,312	80	616
3/10/20 15:55	5.11	62.7	0.0091	5,771	0.095	532,113	53.21	39.84	522.72	0.39	16	1,314	80	618
3/10/20 15:56	5.09	62.8	0.0091	5,731	0.095	528,452	52.85	39.81	522.78	0.39	16	1,315	79	619
3/10/20 15:57	5.11	63.9	0.0091	5,696	0.092	525,221	52.52	39.84	523.94	0.39	16	1,315	79	620
3/10/20 15:58	5.06	62.7	0.0091	5,687	0.094	524,415	52.44	39.75	522.74	0.39	16	1,315	79	622
3/10/20 15:59	4.66	63.3	0.0091	5,687	0.096	524,401	52.44	38.93	523.27	0.40	17	1,301	78	623
3/10/20 16:00	5.03	66.9	0.0091	5,771	0.093	532,102	53.21	39.68	526.87	0.39	16	1,306	79	624
3/10/20 16:01	5.18	65.6	0.0091	5,817	0.090	536,350	53.64	39.99	525.62	0.39	16	1,312	80	626
3/10/20 16:02	5.14	65.8	0.0091	5,935	0.096	547,225	54.72	39.90	525.82	0.39	16	1,307	82	627
3/10/20 16:03	5.14	65.9	0.0091	5,942	0.091	547,876	54.79	39.89	525.86	0.39	16	1,307	82	628
3/10/20 16:04	5.18	65.6	0.0091	5,936	0.093	547,318	54.73	39.98	525.59	0.39	16	1,308	82	630
3/10/20 16:05	5.16	65.4	0.0091	5,940	0.092	547,770	54.78	39.93	525.36	0.39	16	1,308	82	631
3/10/20 16:06	3.54	66.4	0.0091	5,940	0.090	547,702	54.77	36.64	526.42	0.41	17	1,252	78	632
3/10/20 16:07	5.16	67.0	0.0091	5,946	0.089	548,287	54.83	39.94	527.03	0.39	16	1,306	82	634
3/10/20 16:08	5.16	65.4	0.0091	5,965	0.093	549,989	55.00	39.95	525.37	0.39	16	1,308	82	635
3/10/20 16:09	3.83	67.1	0.0091	5,999	0.088	553,169	55.32	37.23	527.06	0.40	17	1,259	80	636
3/10/20 16:10	4.73	66.6	0.0091	6,013	0.090	554,435	55.44	39.07	526.60	0.39	16	1,290	82	638
3/10/20 16:11	5.14	65.8	0.0091	6,114	0.089	563,803	56.38	39.89	525.80	0.39	16	1,302	84	639
3/10/20 16:12	3.92	65.9	0.0091	6,402	0.089	590,320	59.03	37.42	525.93	0.40	17	1,254	85	641
3/10/20 16:13	5.05	63.4	0.0091	6,355	0.092	586,008	58.60	39.73	523.43	0.39	16	1,296	87	642
3/10/20 16:14	4.64	62.3	0.0091	5,653	0.090	521,230	52.12	38.89	522.26	0.40	17	1,302	78	643
3/10/20 16:15	5.10	62.1	0.0091	5,381	0.091	496,205	49.62	39.82	522.07	0.39	16	1,325	75	645
3/10/20 16:16	4.80	62.5	0.0091	5,322	0.090	490,761	49.08	39.21	522.53	0.40	17	1,316	74	646
3/10/20 16:17	5.10	61.2	0.0091	5,285	0.093	487,375	48.74	39.82	521.19	0.39	16	1,329	74	647
3/10/20 16:18	5.09	63.1	0.0091	5,244	0.093	483,584	48.36	39.80	523.10	0.39	16	1,327	73	648
3/10/20 16:19	5.08	61.2	0.0091	5,217	0.093	481,061	48.11	39.79	521.15	0.39	16	1,330	73	649
3/10/20 16:20	5.06	63.0	0.0091	5,198	0.090	479,291	47.93	39.74	523.02	0.40	17	1,327	73	651

Emission Calculations

Client: Medline
Location: Waukegan, IL
Source: Inlet #1
Date: 3/10/2020

As: 0.6952 sqft
Cp: 0.84
Barometric: 29.43 in Hg
DF: 92.2

Clock Time	Static (PSI)	TC (Deg F)	Calculated SQRT DP (in H2O)	DIL EO (ppm vol wb)	Water (% vol)	EO (ppm vol wb)	EO (% vol wb)	Ps (in Hg)	Ts (deg R)	Vs (fps)	Qact (acfm)	Qstd (scfh)	EO Em (lb/hr)	EO Total (lbs)
3/10/20 16:21	3.78	62.8	0.0091	5,184	0.095	477,972	47.80	37.14	522.80	0.41	17	1,284	70	652
3/10/20 16:22	4.29	63.8	0.0091	5,180	0.093	477,667	47.77	38.18	523.77	0.40	17	1,301	71	653
3/10/20 16:23	5.11	67.0	0.0091	5,191	0.092	478,670	47.87	39.84	527.01	0.40	17	1,324	72	654
3/10/20 16:24	5.08	66.7	0.0091	5,420	0.091	499,799	49.98	39.78	526.67	0.39	16	1,318	75	655
3/10/20 16:25	3.84	65.1	0.0091	5,511	0.091	508,173	50.82	37.26	525.12	0.41	17	1,275	74	657
3/10/20 16:26	5.11	68.5	0.0091	5,534	0.089	510,320	51.03	39.84	528.50	0.39	16	1,313	77	658
3/10/20 16:27	4.68	66.3	0.0091	5,530	0.088	509,912	50.99	38.97	526.33	0.40	17	1,302	76	659
3/10/20 16:28	5.08	65.1	0.0091	5,527	0.088	509,669	50.97	39.78	525.12	0.39	16	1,317	77	660
3/10/20 16:29	5.10	64.5	0.0091	5,520	0.083	508,994	50.90	39.81	524.49	0.39	16	1,318	77	662
3/10/20 16:30	4.58	67.0	0.0091	5,541	0.090	510,934	51.09	38.75	526.97	0.40	17	1,297	76	663
3/10/20 16:31	4.96	69.4	0.0091	5,554	0.084	512,135	51.21	39.54	529.40	0.40	17	1,307	77	664
3/10/20 16:32	4.72	64.3	0.0091	5,585	0.082	515,005	51.50	39.05	524.30	0.40	17	1,304	77	666
3/10/20 16:33	4.72	66.0	0.0091	5,500	0.081	507,156	50.72	39.05	525.97	0.40	17	1,304	76	667
3/10/20 16:34	5.02	63.0	0.0091	5,641	0.082	520,160	52.02	39.66	523.04	0.39	16	1,314	78	668
3/10/20 16:35	5.10	60.5	0.0091	5,688	0.084	524,470	52.45	39.82	520.54	0.39	16	1,319	79	669
3/10/20 16:36	5.07	61.5	0.0091	5,227	0.086	481,974	48.20	39.76	521.50	0.39	16	1,329	73	671
3/10/20 16:37	5.04	62.1	0.0091	4,843	0.087	446,544	44.65	39.70	522.08	0.40	17	1,338	68	672
3/10/20 16:38	5.10	62.9	0.0091	4,762	0.061	439,122	43.91	39.81	522.91	0.40	17	1,341	67	673
3/10/20 16:39	4.02	60.7	0.0091	4,724	0.063	435,638	43.56	37.63	520.74	0.41	17	1,307	65	674
3/10/20 16:40	3.49	62.3	0.0091	4,827	0.086	445,103	44.51	36.55	522.28	0.42	17	1,284	65	675
3/10/20 16:41	5.05	62.3	0.0091	5,063	0.094	466,856	46.69	39.72	522.31	0.40	17	1,332	71	676
3/10/20 16:42	4.43	62.1	0.0091	5,044	0.075	465,114	46.51	38.46	522.08	0.40	17	1,311	70	677
3/10/20 16:43	3.95	61.2	0.0091	5,028	0.070	463,589	46.36	37.47	521.21	0.41	17	1,296	69	679
3/10/20 16:44	5.13	64.7	0.0091	5,031	0.072	463,930	46.39	39.87	524.71	0.40	17	1,332	71	680
3/10/20 16:45	5.06	62.5	0.0091	5,026	0.070	463,478	46.35	39.75	522.54	0.40	17	1,333	71	681
3/10/20 16:46	3.93	65.8	0.0091	5,164	0.092	476,136	47.61	37.43	525.80	0.41	17	1,286	70	682
3/10/20 16:47	3.92	67.0	0.0091	5,340	0.092	492,385	49.24	37.41	526.97	0.41	17	1,279	72	683
3/10/20 16:48	5.12	65.2	0.0091	5,392	0.095	497,227	49.72	39.86	525.21	0.39	16	1,321	75	685
3/10/20 16:49	5.09	67.0	0.0091	5,402	0.094	498,159	49.82	39.80	527.02	0.40	16	1,318	75	686
3/10/20 16:50	5.11	64.7	0.0091	5,400	0.090	497,944	49.79	39.84	524.74	0.39	16	1,322	75	687
3/10/20 16:51	3.62	66.1	0.0091	5,400	0.090	497,944	49.79	36.81	526.06	0.41	17	1,269	72	688
3/10/20 16:52	4.72	65.2	0.0091	5,398	0.087	497,721	49.77	39.04	525.19	0.40	17	1,308	74	690
3/10/20 16:53	3.68	67.5	0.0091	5,416	0.089	499,375	49.94	36.92	527.46	0.41	17	1,268	72	691
3/10/20 16:54	3.60	66.4	0.0091	5,441	0.088	501,719	50.17	36.77	526.36	0.41	17	1,266	73	692
3/10/20 16:55	4.73	64.3	0.0091	5,390	0.089	497,009	49.70	39.08	524.31	0.40	17	1,310	74	693
3/10/20 16:56	4.70	65.5	0.0091	5,420	0.084	499,812	49.98	39.00	525.55	0.40	17	1,306	75	694
3/10/20 16:57	4.65	63.1	0.0091	5,461	0.084	503,561	50.36	38.91	523.11	0.40	17	1,306	75	696
3/10/20 16:58	3.44	67.7	0.0091	5,462	0.084	503,614	50.36	36.44	527.69	0.41	17	1,259	72	697
3/10/20 16:59	4.70	65.3	0.0091	5,458	0.081	503,325	50.33	39.00	525.30	0.40	17	1,305	75	698
3/10/20 17:00	3.14	62.6	0.0091	5,449	0.085	502,454	50.25	35.84	522.63	0.41	17	1,255	72	699
3/10/20 17:01	3.20	65.1	0.0091	5,431	0.087	500,761	50.08	35.94	525.14	0.41	17	1,254	72	701
3/10/20 17:02	4.63	65.5	0.0091	5,414	0.087	499,243	49.92	38.87	525.55	0.40	17	1,304	74	702
3/10/20 17:03	4.62	64.7	0.0091	5,388	0.087	496,799	49.68	38.85	524.75	0.40	17	1,305	74	703
3/10/20 17:04	4.62	64.1	0.0091	5,367	0.087	494,885	49.49	38.83	524.09	0.40	17	1,306	74	704
3/10/20 17:05	4.14	62.6	0.0091	5,347	0.087	493,019	49.30	37.86	522.55	0.40	17	1,292	73	705
3/10/20 17:06	5.12	63.4	0.0091	5,413	0.086	499,149	49.91	39.86	523.44	0.39	16	1,323	76	707
3/10/20 17:07	5.03	64.5	0.0091	5,455	0.083	502,986	50.30	39.69	524.49	0.39	16	1,318	76	708
3/10/20 17:08	5.09	63.1	0.0091	5,330	0.080	491,522	49.15	39.80	523.11	0.39	16	1,325	74	709

Emission Calculations

Client: Medline
Location: Waukegan, IL
Source: Inlet #1
Date: 3/10/2020

As: 0.6952 sqft
Cp: 0.84
Barometric: 29.43 in Hg
DF: 92.2

Clock Time	Static (PSI)	TC (Deg F)	Calculated SQRT DP (in H2O)	DIL EO (ppm vol wb)	Water (% vol)	EO (ppm vol wb)	EO (% vol wb)	Ps (in Hg)	Ts (deg R)	Vs (fps)	Qact (acfm)	Qstd (scfh)	EO Em (lb/hr)	EO Total (lbs)
3/10/20 17:09	5.10	65.7	0.0091	5,157	0.087	475,529	47.55	39.81	525.71	0.40	17	1,326	72	710
3/10/20 17:10	5.06	64.2	0.0091	5,169	0.087	476,649	47.66	39.75	524.23	0.40	17	1,327	72	712
3/10/20 17:11	5.07	66.0	0.0091	5,232	0.089	482,476	48.25	39.75	526.01	0.40	17	1,323	73	713
3/10/20 17:12	5.09	66.5	0.0091	5,242	0.088	483,344	48.33	39.81	526.49	0.40	17	1,323	73	714
3/10/20 17:13	5.08	66.8	0.0091	5,252	0.090	484,258	48.43	39.78	526.82	0.40	17	1,322	73	715
3/10/20 17:14	5.08	64.5	0.0091	5,267	0.092	485,690	48.57	39.78	524.45	0.40	16	1,325	74	717
3/10/20 17:15	5.08	65.4	0.0091	5,294	0.088	488,114	48.81	39.78	525.42	0.40	16	1,323	74	718
3/10/20 17:16	5.03	66.5	0.0091	5,326	0.085	491,085	49.11	39.68	526.51	0.40	17	1,319	74	719
3/10/20 17:17	4.75	64.9	0.0091	5,356	0.087	493,890	49.39	39.11	524.88	0.40	17	1,310	74	720
3/10/20 17:18	4.72	65.9	0.0091	5,392	0.087	497,167	49.72	39.06	525.92	0.40	17	1,307	74	721
3/10/20 17:19	3.15	64.4	0.0091	5,430	0.086	500,726	50.07	35.84	524.38	0.42	17	1,253	72	723
3/10/20 17:20	4.69	64.4	0.0091	5,467	0.084	504,121	50.41	38.99	524.38	0.40	17	1,306	75	724
3/10/20 17:21	4.69	65.2	0.0091	5,471	0.085	504,441	50.44	38.99	525.19	0.40	17	1,305	75	725
3/10/20 17:22	4.69	65.3	0.0091	5,470	0.085	504,343	50.43	38.98	525.34	0.40	17	1,305	75	726
3/10/20 17:23	4.68	63.7	0.0091	5,459	0.085	503,408	50.34	38.96	523.71	0.40	17	1,307	75	728
3/10/20 17:24	4.65	64.6	0.0091	5,451	0.085	502,639	50.26	38.91	524.56	0.40	17	1,305	75	729
3/10/20 17:25	4.68	64.0	0.0091	5,442	0.083	501,804	50.18	38.96	523.97	0.40	17	1,307	75	730
3/10/20 17:26	4.67	64.8	0.0091	5,428	0.085	500,476	50.05	38.94	524.77	0.40	17	1,306	75	731
3/10/20 17:27	4.65	62.9	0.0091	5,415	0.082	499,317	49.93	38.91	522.88	0.40	17	1,308	75	733
3/10/20 17:28	5.09	63.6	0.0091	5,443	0.082	501,896	50.19	39.79	523.59	0.39	16	1,321	76	734
3/10/20 17:29	4.56	64.8	0.0091	5,531	0.083	510,054	51.01	38.71	524.77	0.40	17	1,299	76	735
3/10/20 17:30	4.42	65.2	0.0091	5,491	0.083	506,351	50.64	38.44	525.20	0.40	17	1,295	75	736
3/10/20 17:31	5.09	65.8	0.0091	5,351	0.083	493,370	49.34	39.81	525.81	0.40	16	1,321	75	738
3/10/20 17:32	5.09	66.1	0.0091	5,272	0.085	486,100	48.61	39.80	526.09	0.40	17	1,323	74	739
3/10/20 17:33	3.87	67.5	0.0091	5,249	0.087	483,979	48.40	37.32	527.50	0.41	17	1,280	71	740
3/10/20 17:34	5.08	66.8	0.0091	5,265	0.082	485,512	48.55	39.78	526.83	0.40	17	1,322	73	741
3/10/20 17:35	3.45	66.0	0.0091	5,284	0.082	487,205	48.72	36.45	526.01	0.41	17	1,266	70	742
3/10/20 17:36	3.73	69.5	0.0091	5,286	0.088	487,440	48.74	37.03	529.52	0.41	17	1,271	71	744
3/10/20 17:37	5.09	65.4	0.0091	5,297	0.081	488,436	48.84	39.79	525.38	0.40	16	1,323	74	745
3/10/20 17:38	5.09	64.2	0.0091	5,302	0.083	488,857	48.89	39.80	524.19	0.39	16	1,324	74	746
3/10/20 17:39	4.62	65.6	0.0091	5,290	0.083	487,791	48.78	38.84	525.56	0.40	17	1,307	73	747
3/10/20 17:40	4.68	63.8	0.0091	5,186	0.081	478,180	47.82	38.97	523.84	0.40	17	1,314	72	749
3/10/20 17:41	4.69	65.7	0.0091	5,207	0.082	480,145	48.01	38.98	525.69	0.40	17	1,311	72	750
3/10/20 17:42	4.69	65.7	0.0091	5,222	0.080	481,520	48.15	38.98	525.69	0.40	17	1,311	72	751
3/10/20 17:43	4.15	65.4	0.0091	5,213	0.083	480,671	48.07	37.89	525.40	0.41	17	1,293	71	752
3/10/20 17:44	4.64	64.0	0.0091	5,202	0.081	479,713	47.97	38.88	523.99	0.40	17	1,312	72	753
3/10/20 17:45	3.64	64.7	0.0091	5,195	0.081	479,045	47.90	36.86	524.71	0.41	17	1,276	70	754
3/10/20 17:46	4.31	65.0	0.0091	5,180	0.079	477,610	47.76	38.22	525.01	0.40	17	1,300	71	756
3/10/20 17:47	3.35	64.4	0.0091	5,165	0.057	476,225	47.62	36.26	524.36	0.41	17	1,267	69	757
3/10/20 17:48	4.63	65.0	0.0091	5,145	0.080	474,380	47.44	38.86	525.04	0.40	17	1,312	71	758
3/10/20 17:49	4.61	62.2	0.0091	5,125	0.058	472,607	47.26	38.82	522.20	0.40	17	1,315	71	759
3/10/20 17:50	4.57	65.7	0.0091	5,088	0.056	469,188	46.92	38.75	525.72	0.40	17	1,310	70	760
3/10/20 17:51	4.61	63.8	0.0091	5,086	0.075	468,944	46.89	38.82	523.75	0.40	17	1,314	70	762
3/10/20 17:52	4.61	64.0	0.0091	5,074	0.052	467,864	46.79	38.82	523.99	0.40	17	1,314	70	763
3/10/20 17:53	3.92	62.3	0.0091	5,056	0.056	466,207	46.62	37.43	522.34	0.41	17	1,293	69	764
3/10/20 17:54	4.58	64.0	0.0091	5,433	0.083	500,997	50.10	38.76	524.00	0.40	17	1,304	75	765
3/10/20 17:55	4.57	62.3	0.0091	5,886	0.092	542,711	54.27	38.75	522.28	0.39	16	1,294	80	766
3/10/20 17:56	4.51	64.1	0.0091	5,845	0.090	538,930	53.89	38.61	524.06	0.40	17	1,290	79	768

Emission Calculations

Client: Medline
Location: Waukegan, IL
Source: Inlet #1
Date: 3/10/2020

As: 0.6952 sqft
Cp: 0.84
Barometric: 29.43 in Hg
DF: 92.2

Clock Time	Static (PSI)	TC (Deg F)	Calculated SQRT DP (in H2O)	DIL EO (ppm vol wb)	Water (% vol)	EO (ppm vol wb)	EO (% vol wb)	Ps (in Hg)	Ts (deg R)	Vs (fps)	Qact (acfm)	Qstd (scfh)	EO Em (lb/hr)	EO Total (lbs)
3/10/20 17:57	4.57	62.1	0.0091	5,847	0.091	539,170	53.92	38.73	522.07	0.40	16	1,295	80	769
3/10/20 17:58	4.01	62.7	0.0091	5,842	0.089	538,705	53.87	37.60	522.70	0.40	17	1,275	79	770
3/10/20 17:59	3.13	63.8	0.0091	5,829	0.093	537,519	53.75	35.80	523.84	0.41	17	1,243	76	772
3/10/20 18:00	4.54	62.4	0.0091	5,820	0.089	536,692	53.67	38.68	522.45	0.40	17	1,294	79	773
3/10/20 18:01	4.53	65.3	0.0091	5,814	0.088	536,086	53.61	38.66	525.32	0.40	17	1,290	79	774
3/10/20 18:02	4.52	63.4	0.0091	5,808	0.087	535,578	53.56	38.64	523.36	0.40	17	1,292	79	776
3/10/20 18:03	4.53	63.3	0.0091	5,803	0.092	535,072	53.51	38.65	523.27	0.40	17	1,293	79	777
3/10/20 18:04	4.21	63.4	0.0091	5,793	0.088	534,127	53.41	38.00	523.40	0.40	17	1,282	78	778
3/10/20 18:05	4.51	64.2	0.0091	5,778	0.091	532,755	53.28	38.63	524.20	0.40	17	1,292	79	780
3/10/20 18:06	4.49	63.8	0.0091	5,766	0.087	531,674	53.17	38.58	523.80	0.40	17	1,292	79	781
3/10/20 18:07	4.50	62.3	0.0091	5,759	0.087	531,014	53.10	38.60	522.32	0.40	17	1,294	79	782
3/10/20 18:08	4.40	65.3	0.0091	5,751	0.090	530,276	53.03	38.39	525.29	0.40	17	1,287	78	783
3/10/20 18:09	4.50	61.2	0.0091	5,738	0.092	529,105	52.91	38.60	521.22	0.40	17	1,296	78	785
3/10/20 18:10	4.51	61.4	0.0091	5,727	0.093	528,119	52.81	38.62	521.36	0.40	17	1,297	78	786
3/10/20 18:11	4.48	61.8	0.0091	5,715	0.087	526,950	52.70	38.55	521.84	0.40	17	1,295	78	787
3/10/20 18:12	4.36	60.9	0.0091	5,708	0.086	526,346	52.63	38.31	520.85	0.40	17	1,292	78	789
3/10/20 18:13	4.51	62.1	0.0091	5,700	0.086	525,560	52.56	38.62	522.06	0.40	17	1,296	78	790
3/10/20 18:14	4.48	63.5	0.0091	5,683	0.088	524,008	52.40	38.57	523.46	0.40	17	1,294	78	791
3/10/20 18:15	3.00	59.6	0.0091	5,670	0.088	522,789	52.28	35.54	519.60	0.41	17	1,248	75	793
3/10/20 18:16	4.46	62.8	0.0091	5,653	0.089	521,290	52.13	38.51	522.76	0.40	17	1,295	77	794
3/10/20 18:17	4.45	60.7	0.0091	5,641	0.087	520,157	52.02	38.49	520.70	0.40	17	1,298	77	795
3/10/20 18:18	4.48	61.5	0.0091	5,623	0.090	518,515	51.85	38.55	521.52	0.40	17	1,298	77	796
3/10/20 18:19	4.45	62.8	0.0091	5,615	0.084	517,724	51.77	38.50	522.84	0.40	17	1,296	77	798
3/10/20 18:20	4.39	61.8	0.0091	5,595	0.091	515,885	51.59	38.38	521.81	0.40	17	1,296	76	799
3/10/20 18:21	2.83	61.5	0.0091	5,578	0.093	514,393	51.44	35.20	521.46	0.42	17	1,241	73	800
3/10/20 18:22	3.18	61.7	0.0091	5,567	0.087	513,346	51.33	35.91	521.69	0.41	17	1,254	74	801
3/10/20 18:23	4.43	61.7	0.0091	5,551	0.087	511,829	51.18	38.45	521.72	0.40	17	1,298	76	803
3/10/20 18:24	4.49	61.5	0.0091	5,532	0.084	510,102	51.01	38.58	521.48	0.40	17	1,301	76	804
3/10/20 18:25	3.00	61.9	0.0091	5,517	0.087	508,751	50.88	35.53	521.89	0.42	17	1,248	73	805
3/10/20 18:26	3.63	61.7	0.0091	5,502	0.084	507,367	50.74	36.83	521.71	0.41	17	1,272	74	806
3/10/20 18:27	4.48	61.5	0.0091	5,493	0.087	506,484	50.65	38.55	521.48	0.40	17	1,301	75	808
3/10/20 18:28	3.51	64.2	0.0091	5,475	0.085	504,852	50.49	36.58	524.22	0.41	17	1,265	73	809
3/10/20 18:29	4.36	61.3	0.0091	5,463	0.085	503,710	50.37	38.31	521.28	0.40	17	1,299	75	810
3/10/20 18:30	4.46	61.4	0.0091	5,448	0.090	502,316	50.23	38.52	521.36	0.40	17	1,302	75	811
3/10/20 18:31	4.48	63.6	0.0091	5,432	0.084	500,857	50.09	38.56	523.60	0.40	17	1,301	74	813
3/10/20 18:32	3.39	64.3	0.0091	5,422	0.088	500,008	50.00	36.35	524.27	0.41	17	1,262	72	814
3/10/20 18:33	4.41	62.5	0.0091	5,414	0.078	499,183	49.92	38.41	522.49	0.40	17	1,300	74	815
	5.15	**66.9**	**0.0091**	**5,807**	**0.047**	**535,474.3**	**53.55**	**39.92**	**526.91**	**0.39**	**17**	**1,325**	**81.1**	**815.3**

Emission Calculations

Client: Medline
Location: Waukegan, IL
Source: Inlet #1
Date: 3/11/2020

As: 0.6952 sqft
Cp: 0.84
Barometric: 29.32 in Hg
DF: 94.6

Clock Time	Static (PSI)	TC (Deg F)	Calculated SQRT DP (in H2O)	DIL EO (ppm vol wb)	Water (% vol)	EO (ppm vol wb)	EO (% vol wb)	Ps (in Hg)	Ts (deg R)	Vs (fps)	Qact (acfm)	Qstd (scfh)	EO Em (lb/hr)	EO Total (lbs)
3/11/20 8:35	3.43	61.7	0.0100	3,816	0.123	360,773	36.08	36.31	521.71	0.47	19	1,435	59	1.0
3/11/20 8:36	4.00	61.6	0.0100	4,038	0.101	381,754	38.18	37.46	521.59	0.46	19	1,451	63	2.0
3/11/20 8:37	5.05	62.7	0.0100	4,311	0.108	407,566	40.76	39.61	522.73	0.44	18	1,481	69	3.2
3/11/20 8:38	5.09	59.7	0.0100	4,447	0.112	420,509	42.05	39.69	519.69	0.44	18	1,483	71	4.4
3/11/20 8:39	5.06	59.8	0.0100	4,502	0.116	425,686	42.57	39.63	519.78	0.44	18	1,480	72	5.6
3/11/20 8:40	5.10	60.9	0.0100	4,645	0.108	439,223	43.92	39.72	520.94	0.44	18	1,475	74	6.8
3/11/20 8:41	4.05	62.7	0.0100	6,570	0.127	621,190	62.12	37.58	522.73	0.43	18	1,376	98	8.4
3/11/20 8:42	5.08	61.1	0.0100	9,191	0.112	869,021	86.90	39.68	521.13	0.40	17	1,348	134	10.7
3/11/20 8:43	5.11	62.7	0.0100	10,045	0.106	949,726	94.97	39.72	522.71	0.40	16	1,326	144	13.1
3/11/20 8:44	5.04	62.1	0.0100	9,226	0.088	872,271	87.23	39.58	522.14	0.40	17	1,344	134	15.3
3/11/20 8:45	3.65	62.2	0.0100	8,917	0.074	843,078	84.31	36.76	522.25	0.42	17	1,302	126	17.4
3/11/20 8:46	4.11	59.8	0.0100	9,393	0.072	888,121	88.81	37.70	519.83	0.41	17	1,310	133	19.6
3/11/20 8:47	5.13	61.0	0.0100	9,007	0.066	851,659	85.17	39.77	521.01	0.40	17	1,354	132	21.8
3/11/20 8:48	5.12	59.0	0.0100	9,507	0.074	898,894	89.89	39.76	518.99	0.40	17	1,344	138	24.1
3/11/20 8:49	5.12	59.0	0.0100	9,130	0.077	863,229	86.32	39.75	519.00	0.40	17	1,353	134	26.3
3/11/20 8:50	5.09	61.3	0.0100	8,472	0.074	801,053	80.11	39.69	521.29	0.41	17	1,365	125	28.4
3/11/20 8:51	5.13	60.3	0.0100	8,188	0.080	774,193	77.42	39.78	520.33	0.41	17	1,375	122	30.5
3/11/20 8:52	3.73	60.1	0.0100	8,259	0.081	780,846	78.08	36.91	520.07	0.42	18	1,323	118	32.4
3/11/20 8:53	5.04	62.5	0.0100	8,389	0.081	793,194	79.32	39.58	522.46	0.41	17	1,364	124	34.5
3/11/20 8:54	5.12	62.7	0.0100	8,545	0.076	807,895	80.79	39.75	522.65	0.41	17	1,363	126	36.6
3/11/20 8:55	4.88	62.6	0.0100	8,641	0.072	816,979	81.70	39.25	522.59	0.41	17	1,352	126	38.7
3/11/20 8:56	5.05	63.5	0.0100	7,414	0.086	701,008	70.10	39.62	523.54	0.42	17	1,389	111	40.5
3/11/20 8:57	5.11	62.7	0.0100	6,039	0.097	570,940	57.09	39.73	522.71	0.43	18	1,430	93	42.1
3/11/20 8:58	3.55	62.3	0.0100	5,635	0.096	532,748	53.27	36.56	522.28	0.45	19	1,384	84	43.5
3/11/20 8:59	5.12	62.2	0.0100	5,535	0.071	523,291	52.33	39.76	522.15	0.43	18	1,447	87	45.0
3/11/20 9:00	5.14	63.6	0.0100	6,080	0.098	574,897	57.49	39.79	523.62	0.43	18	1,429	94	46.5
3/11/20 9:01	5.11	62.4	0.0100	6,870	0.092	649,584	64.96	39.73	522.44	0.42	17	1,407	105	48.3
3/11/20 9:02	4.35	63.9	0.0100	7,225	0.086	683,105	68.31	38.19	523.90	0.42	18	1,368	107	50.0
3/11/20 9:03	5.11	61.1	0.0100	7,506	0.086	709,727	70.97	39.72	521.05	0.41	17	1,391	113	51.9
3/11/20 9:04	5.10	62.6	0.0100	8,224	0.080	777,572	77.76	39.70	522.56	0.41	17	1,370	122	54.0
3/11/20 9:05	5.13	63.1	0.0100	8,727	0.076	825,183	82.52	39.76	523.10	0.40	17	1,358	128	56.1
3/11/20 9:06	5.13	63.6	0.0100	9,106	0.084	860,966	86.10	39.78	523.57	0.40	17	1,348	133	58.3
3/11/20 9:07	5.13	64.7	0.0100	9,370	0.074	885,946	88.59	39.78	524.72	0.40	17	1,340	136	60.6
3/11/20 9:08	5.07	62.4	0.0100	10,008	0.074	946,214	94.62	39.65	522.40	0.40	16	1,326	143	63.0
3/11/20 9:09	4.82	64.9	0.0100	10,345	0.079	978,087	97.81	39.13	524.94	0.40	17	1,306	146	65.4
3/11/20 9:10	5.10	64.8	0.0100	10,714	0.067	1,012,994	101.30	39.71	524.79	0.39	16	1,308	151	67.9
3/11/20 9:11	5.11	62.4	0.0100	11,445	0.068	1,082,140	108.21	39.73	522.38	0.39	16	1,295	160	70.6
3/11/20 9:12	5.10	64.7	0.0100	10,766	0.056	1,017,917	101.79	39.71	524.67	0.39	16	1,307	152	73.1
3/11/20 9:13	5.16	64.2	0.0100	9,770	0.065	923,740	92.37	39.83	524.21	0.40	17	1,332	141	75.5
3/11/20 9:14	5.13	66.0	0.0100	9,915	0.077	937,448	93.74	39.78	525.98	0.40	17	1,326	142	77.8
3/11/20 9:15	4.31	66.7	0.0100	11,138	0.065	1,053,126	105.31	38.11	526.74	0.40	17	1,270	153	80.4
3/11/20 9:16	3.66	66.2	0.0100	11,344	0.048	1,072,556	107.26	36.77	526.18	0.40	17	1,243	152	82.9
3/11/20 9:17	5.08	63.1	0.0100	11,918	0.048	1,126,876	112.69	39.67	523.07	0.38	16	1,283	165	85.7
3/11/20 9:18	5.12	64.2	0.0100	13,250	0.043	1,252,743	125.27	39.75	524.23	0.37	16	1,256	180	88.7
3/11/20 9:19	5.17	64.2	0.0100	4,188	0.096	395,952	39.60	39.85	524.21	0.44	18	1,488	67	89.8
3/11/20 9:20	5.17	63.7	0.0100	1,479	-0.002	139,865	13.99	39.86	523.73	0.47	20	1,586	25	90.2
3/11/20 9:21	5.18	64.7	0.0100	1,631	-0.007	154,230	15.42	39.86	524.68	0.47	20	1,579	28	90.7
3/11/20 9:22	5.16	67.6	0.0100	1,673	-0.005	158,203	15.82	39.83	527.62	0.47	20	1,572	28	91.2

Emission Calculations

Client: Medline
Location: Waukegan, IL
Source: Inlet #1
Date: 3/11/2020

As: 0.6952 sqft
Cp: 0.84
Barometric: 29.32 in Hg
DF: 94.6

Clock Time	Static (PSI)	TC (Deg F)	Calculated SQRT DP (in H2O)	DIL EO (ppm vol wb)	Water (% vol)	EO (ppm vol wb)	EO (% vol wb)	Ps (in Hg)	Ts (deg R)	Vs (fps)	Qact (acfm)	Qstd (scfh)	EO Em (lb/hr)	EO Total (lbs)
3/11/20 9:23	5.14	67.2	0.0100	3,124	0.047	295,371	29.54	39.80	527.21	0.46	19	1,519	51	92.0
3/11/20 9:24	5.18	65.8	0.0100	7,096	0.035	670,884	67.09	39.87	525.78	0.42	17	1,399	107	93.8
3/11/20 9:25	5.15	68.5	0.0100	6,892	0.037	651,637	65.16	39.82	528.51	0.42	18	1,400	104	95.5
3/11/20 9:26	5.14	66.4	0.0100	6,360	0.041	601,381	60.14	39.80	526.42	0.42	18	1,417	97	97.2
3/11/20 9:27	5.19	67.0	0.0100	5,485	0.021	518,638	51.86	39.89	526.96	0.43	18	1,444	86	98.6
3/11/20 9:28	5.17	66.8	0.0100	4,915	0.027	464,697	46.47	39.85	526.78	0.44	18	1,461	78	99.9
3/11/20 9:29	5.18	65.5	0.0100	4,625	0.030	437,269	43.73	39.87	525.52	0.44	18	1,472	74	101.1
3/11/20 9:30	5.14	65.4	0.0100	4,470	0.030	422,606	42.26	39.79	525.39	0.44	18	1,476	71	102.3
3/11/20 9:31	4.95	66.0	0.0100	4,405	0.030	416,491	41.65	39.40	525.97	0.44	19	1,470	70	103.5
3/11/20 9:32	5.19	66.9	0.0100	4,451	0.029	420,843	42.08	39.90	526.88	0.44	18	1,476	71	104.6
3/11/20 9:33	5.16	67.7	0.0100	4,500	0.029	425,492	42.55	39.83	527.69	0.44	18	1,472	72	105.8
3/11/20 9:34	5.14	65.7	0.0100	4,526	0.029	427,922	42.79	39.79	525.71	0.44	18	1,473	72	107.0
3/11/20 9:35	5.14	69.1	0.0100	4,555	0.029	430,691	43.07	39.79	529.12	0.44	18	1,468	72	108.2
3/11/20 9:36	4.48	67.1	0.0100	4,685	0.026	442,988	44.30	38.44	527.12	0.45	19	1,441	73	109.5
3/11/20 9:37	5.15	67.5	0.0100	4,865	0.028	460,028	46.00	39.82	527.51	0.44	18	1,461	77	110.7
3/11/20 9:38	5.10	69.1	0.0100	5,011	0.028	473,753	47.38	39.71	529.12	0.44	18	1,452	79	112.1
3/11/20 9:39	5.10	65.7	0.0100	5,310	0.020	502,063	50.21	39.71	525.66	0.43	18	1,447	83	113.4
3/11/20 9:40	3.68	64.8	0.0100	5,608	0.018	530,209	53.02	36.82	524.81	0.45	19	1,386	84	114.8
3/11/20 9:41	5.12	64.6	0.0100	5,826	0.044	550,866	55.09	39.75	524.62	0.43	18	1,434	90	116.3
3/11/20 9:42	5.08	64.1	0.0100	6,018	0.043	568,970	56.90	39.67	524.05	0.43	18	1,428	93	117.9
3/11/20 9:43	5.10	65.6	0.0100	6,137	0.044	580,227	58.02	39.72	525.63	0.43	18	1,423	94	119.5
3/11/20 9:44	5.09	64.9	0.0100	6,182	0.042	584,484	58.45	39.70	524.92	0.43	18	1,422	95	121.0
3/11/20 9:45	5.12	61.1	0.0100	6,220	0.043	588,085	58.81	39.76	521.06	0.42	18	1,428	96	122.6
3/11/20 9:46	5.13	64.2	0.0100	6,240	0.042	590,018	59.00	39.77	524.15	0.42	18	1,423	96	124.2
3/11/20 9:47	3.54	63.1	0.0100	6,048	0.044	571,847	57.18	36.53	523.06	0.44	19	1,371	90	125.7
3/11/20 9:48	5.12	65.0	0.0100	5,468	0.026	516,956	51.70	39.75	525.03	0.43	18	1,444	85	127.2
3/11/20 9:49	5.16	64.5	0.0100	4,935	0.024	466,592	46.66	39.82	524.55	0.44	18	1,463	78	128.5
3/11/20 9:50	4.85	66.1	0.0100	4,616	0.030	436,460	43.65	39.19	526.06	0.44	18	1,459	73	129.7
3/11/20 9:51	5.18	65.3	0.0100	4,419	0.036	417,827	41.78	39.88	525.30	0.44	18	1,479	71	130.9
3/11/20 9:52	5.16	63.4	0.0100	4,309	0.032	407,444	40.74	39.84	523.45	0.44	18	1,484	69	132.0
3/11/20 9:53	4.45	66.2	0.0100	4,243	0.032	401,132	40.11	38.38	526.22	0.45	19	1,455	67	133.1
3/11/20 9:54	5.21	67.0	0.0100	4,228	0.029	399,766	39.98	39.92	526.96	0.44	18	1,484	68	134.3
3/11/20 9:55	5.19	64.9	0.0100	4,253	0.032	402,126	40.21	39.90	524.91	0.44	18	1,485	68	135.4
3/11/20 9:56	5.20	66.1	0.0100	4,225	0.030	399,465	39.95	39.91	526.14	0.44	18	1,485	68	136.5
3/11/20 9:57	3.60	67.4	0.0100	4,188	0.035	395,990	39.60	36.65	527.37	0.46	19	1,422	64	137.6
3/11/20 9:58	5.19	67.5	0.0100	4,198	0.034	396,938	39.69	39.90	527.51	0.44	19	1,483	67	138.7
3/11/20 9:59	5.11	65.0	0.0100	4,226	0.030	399,563	39.96	39.72	525.03	0.44	19	1,483	68	139.8
3/11/20 10:00	5.03	66.2	0.0100	4,224	0.033	399,413	39.94	39.56	526.20	0.45	19	1,478	68	141.0
3/11/20 10:01	5.05	65.3	0.0100	4,207	0.028	397,735	39.77	39.62	525.35	0.44	19	1,481	67	142.1
3/11/20 10:02	5.08	63.8	0.0100	4,270	0.031	403,728	40.37	39.67	523.78	0.44	18	1,482	68	143.2
3/11/20 10:03	5.07	64.5	0.0100	4,399	0.026	415,902	41.59	39.64	524.47	0.44	18	1,476	70	144.4
3/11/20 10:04	5.01	66.1	0.0100	4,516	0.031	427,006	42.70	39.53	526.13	0.44	18	1,468	72	145.6
3/11/20 10:05	5.05	65.7	0.0100	4,491	0.031	424,598	42.46	39.60	525.70	0.44	18	1,471	71	146.8
3/11/20 10:06	5.09	64.9	0.0100	4,468	0.030	422,432	42.24	39.69	524.91	0.44	18	1,475	71	148.0
3/11/20 10:07	4.72	63.4	0.0100	4,486	0.031	424,188	42.42	38.93	523.43	0.45	19	1,462	71	149.2
3/11/20 10:08	5.04	64.8	0.0100	4,484	0.029	423,920	42.39	39.60	524.83	0.44	18	1,472	71	150.3
3/11/20 10:09	4.20	61.9	0.0100	4,475	0.029	423,150	42.32	37.88	521.88	0.45	19	1,444	70	151.5
3/11/20 10:10	5.04	64.2	0.0100	4,296	0.032	406,166	40.62	39.58	524.18	0.44	18	1,479	69	152.7

Emission Calculations

Client: Medline
Location: Waukegan, IL
Source: Inlet #1
Date: 3/11/2020

As: 0.6952 sqft
Cp: 0.84
Barometric: 29.32 in Hg
DF: 94.6

Clock Time	Static (PSI)	TC (Deg F)	Calculated SQRT DP (in H2O)	DIL EO (ppm vol wb)	Water (% vol)	EO (ppm vol wb)	EO (% vol wb)	Ps (in Hg)	Ts (deg R)	Vs (fps)	Qact (acfm)	Qstd (scfh)	EO Em (lb/hr)	EO Total (lbs)
3/11/20 10:11	5.07	64.3	0.0100	4,068	0.030	384,651	38.47	39.66	524.28	0.45	19	1,488	65	153.7
3/11/20 10:12	3.94	69.1	0.0100	3,911	0.063	369,747	36.97	37.34	529.09	0.46	19	1,442	61	154.8
3/11/20 10:13	5.06	68.5	0.0100	3,810	0.065	360,238	36.02	39.63	528.55	0.45	19	1,490	61	155.8
3/11/20 10:14	5.06	70.2	0.0100	4,103	0.030	387,926	38.79	39.62	530.22	0.45	19	1,478	66	156.9
3/11/20 10:15	3.61	71.3	0.0100	5,246	0.022	496,024	49.60	36.67	531.33	0.45	19	1,385	79	158.2
3/11/20 10:16	4.05	69.7	0.0100	6,038	0.046	570,898	57.09	37.57	529.74	0.44	18	1,382	90	159.7
3/11/20 10:17	5.11	72.4	0.0100	6,467	0.042	611,428	61.14	39.73	532.35	0.43	18	1,405	98	161.3
3/11/20 10:18	5.06	71.0	0.0100	6,748	0.037	638,033	63.80	39.64	530.97	0.42	18	1,397	102	163.0
3/11/20 10:19	5.08	68.9	0.0100	7,019	0.035	663,630	66.36	39.67	528.90	0.42	18	1,393	106	164.8
3/11/20 10:20	5.09	70.4	0.0100	7,245	0.033	685,037	68.50	39.69	530.38	0.42	17	1,385	109	166.6
3/11/20 10:21	5.08	68.2	0.0100	7,205	0.032	681,265	68.13	39.67	528.23	0.42	17	1,389	108	168.4
3/11/20 10:22	5.06	66.0	0.0100	7,183	0.031	679,158	67.92	39.63	525.98	0.42	17	1,392	108	170.2
3/11/20 10:23	5.05	65.3	0.0100	6,509	0.043	615,453	61.55	39.60	525.25	0.42	18	1,411	99	171.9
3/11/20 10:24	3.85	66.6	0.0100	5,808	0.043	549,192	54.92	37.17	526.57	0.44	19	1,385	87	173.3
3/11/20 10:25	5.07	65.4	0.0100	5,371	0.022	507,810	50.78	39.64	525.36	0.43	18	1,445	84	174.7
3/11/20 10:26	5.05	64.2	0.0100	5,146	0.017	486,573	48.66	39.62	524.17	0.44	18	1,453	81	176.1
3/11/20 10:27	5.09	65.5	0.0100	4,993	0.024	472,114	47.21	39.69	525.55	0.44	18	1,457	79	177.4
3/11/20 10:28	3.84	62.8	0.0100	4,893	0.023	462,607	46.26	37.14	522.75	0.45	19	1,416	75	178.6
3/11/20 10:29	4.97	64.8	0.0100	4,833	0.027	456,962	45.70	39.46	524.82	0.44	18	1,459	76	179.9
3/11/20 10:30	4.61	68.6	0.0100	4,803	0.025	454,135	45.41	38.71	528.60	0.45	19	1,441	75	181.1
3/11/20 10:31	5.09	70.3	0.0100	4,735	0.024	447,701	44.77	39.70	530.33	0.44	18	1,459	75	182.4
3/11/20 10:32	5.10	72.3	0.0100	4,595	0.031	434,435	43.44	39.70	532.33	0.44	18	1,460	73	183.6
3/11/20 10:33	4.94	69.7	0.0100	4,412	0.029	417,150	41.71	39.38	529.65	0.45	19	1,464	70	184.7
3/11/20 10:34	3.81	72.0	0.0100	4,888	0.023	462,160	46.22	37.07	531.97	0.46	19	1,403	74	186.0
3/11/20 10:35	5.11	69.0	0.0100	5,199	0.020	491,557	49.16	39.73	529.03	0.44	18	1,447	81	187.3
3/11/20 10:36	5.08	70.9	0.0100	5,345	0.017	505,374	50.54	39.68	530.90	0.44	18	1,439	83	188.7
3/11/20 10:37	4.76	72.2	0.0100	5,430	0.019	513,399	51.34	39.01	532.19	0.44	18	1,422	83	190.1
3/11/20 10:38	3.48	73.1	0.0100	5,390	0.020	509,665	50.97	36.40	533.09	0.46	19	1,374	80	191.4
3/11/20 10:39	5.12	71.1	0.0100	5,336	0.018	504,547	50.45	39.76	531.11	0.44	18	1,440	83	192.8
3/11/20 10:40	5.09	68.8	0.0100	5,331	0.019	504,051	50.41	39.69	528.80	0.44	18	1,442	83	194.2
3/11/20 10:41	5.08	69.6	0.0100	5,363	0.022	507,042	50.70	39.67	529.60	0.44	18	1,440	83	195.6
3/11/20 10:42	5.07	70.5	0.0100	5,430	0.024	513,446	51.34	39.65	530.46	0.44	18	1,436	84	197.0
3/11/20 10:43	4.95	65.6	0.0100	5,406	0.021	511,177	51.12	39.41	525.62	0.43	18	1,439	84	198.4
3/11/20 10:44	5.08	68.3	0.0100	5,384	0.017	509,051	50.91	39.67	528.31	0.43	18	1,441	84	199.8
3/11/20 10:45	5.07	65.9	0.0100	5,028	0.022	475,408	47.54	39.65	525.89	0.44	18	1,455	79	201.1
3/11/20 10:46	4.02	65.5	0.0100	4,679	0.024	442,433	44.24	37.51	525.47	0.45	19	1,426	72	202.3
3/11/20 10:47	5.08	67.6	0.0100	4,465	0.024	422,153	42.22	39.67	527.60	0.44	18	1,470	71	203.5
3/11/20 10:48	5.10	65.3	0.0100	4,349	0.030	411,196	41.12	39.71	525.31	0.44	18	1,478	69	204.7
3/11/20 10:49	3.56	65.1	0.0100	4,248	0.029	401,613	40.16	36.57	525.05	0.46	19	1,422	65	205.8
3/11/20 10:50	5.02	62.8	0.0100	4,163	0.032	393,604	39.36	39.55	522.84	0.44	19	1,485	67	206.9
3/11/20 10:51	5.07	65.8	0.0100	4,112	0.028	388,810	38.88	39.65	525.75	0.45	19	1,484	66	208.0
3/11/20 10:52	5.08	69.4	0.0100	4,093	0.031	387,021	38.70	39.68	529.36	0.45	19	1,480	66	209.1
3/11/20 10:53	5.06	69.4	0.0100	4,062	0.028	384,096	38.41	39.64	529.44	0.45	19	1,480	65	210.1
3/11/20 10:54	5.08	72.1	0.0100	4,042	0.030	382,186	38.22	39.67	532.14	0.45	19	1,478	65	211.2
3/11/20 10:55	5.10	69.1	0.0100	3,982	0.057	376,470	37.65	39.72	529.11	0.45	19	1,485	64	212.3
3/11/20 10:56	5.11	68.4	0.0100	4,174	0.026	394,694	39.47	39.73	528.45	0.45	19	1,480	67	213.4
3/11/20 10:57	5.12	67.8	0.0100	4,258	0.027	402,616	40.26	39.75	527.83	0.44	19	1,478	68	214.5
3/11/20 10:58	5.11	73.5	0.0100	4,287	0.026	405,309	40.53	39.73	533.48	0.45	19	1,469	68	215.7

Emission Calculations

Client: Medline
Location: Waukegan, IL
Source: Inlet #1
Date: 3/11/2020

As: 0.6952 sqft
Cp: 0.84
Barometric: 29.32 in Hg
DF: 94.6

Clock Time	Static (PSI)	TC (Deg F)	Calculated SQRT DP (in H2O)	DIL EO (ppm vol wb)	Water (% vol)	EO (ppm vol wb)	EO (% vol wb)	Ps (in Hg)	Ts (deg R)	Vs (fps)	Qact (acfm)	Qstd (scfh)	EO Em (lb/hr)	EO Total (lbs)
3/11/20 10:59	5.13	72.0	0.0100	4,302	0.030	406,744	40.67	39.78	532.00	0.45	19	1,472	68	216.8
3/11/20 11:00	3.71	73.7	0.0100	4,256	0.029	402,375	40.24	36.89	533.72	0.46	19	1,416	65	217.9
3/11/20 11:01	5.12	72.1	0.0100	4,215	0.027	398,513	39.85	39.74	532.11	0.45	19	1,474	67	219.0
3/11/20 11:02	4.13	74.0	0.0100	4,334	0.030	409,742	40.97	37.74	533.99	0.46	19	1,430	67	220.1
3/11/20 11:03	4.38	73.9	0.0100	4,859	0.026	459,439	45.94	38.23	533.91	0.45	19	1,423	75	221.4
3/11/20 11:04	4.81	73.7	0.0100	5,383	0.017	509,004	50.90	39.13	533.73	0.44	18	1,424	83	222.8
3/11/20 11:05	5.11	74.0	0.0100	5,769	0.040	545,427	54.54	39.74	533.96	0.43	18	1,423	89	224.2
3/11/20 11:06	5.05	70.7	0.0100	6,152	0.037	581,699	58.17	39.60	530.70	0.43	18	1,414	94	225.8
3/11/20 11:07	5.03	70.3	0.0100	6,383	0.038	603,486	60.35	39.57	530.31	0.43	18	1,407	97	227.4
3/11/20 11:08	5.08	67.8	0.0100	6,466	0.037	611,344	61.13	39.67	527.76	0.42	18	1,410	99	229.1
3/11/20 11:09	5.09	67.8	0.0100	6,537	0.043	618,054	61.81	39.68	527.82	0.42	18	1,408	100	230.7
3/11/20 11:10	5.07	67.3	0.0100	6,321	0.038	597,686	59.77	39.65	527.33	0.43	18	1,414	97	232.3
3/11/20 11:11	4.87	67.4	0.0100	5,526	0.018	522,524	52.25	39.25	527.42	0.44	18	1,430	85	233.8
3/11/20 11:12	5.05	64.8	0.0100	4,961	0.022	469,078	46.91	39.61	524.83	0.44	18	1,457	78	235.1
3/11/20 11:13	5.07	67.5	0.0100	4,656	0.025	440,229	44.02	39.66	527.49	0.44	18	1,464	74	236.3
3/11/20 11:14	5.10	69.4	0.0100	4,476	0.024	423,170	42.32	39.71	529.36	0.44	18	1,468	71	237.5
3/11/20 11:15	5.08	69.9	0.0100	4,332	0.025	409,589	40.96	39.66	529.87	0.45	19	1,471	69	238.6
3/11/20 11:16	3.58	75.1	0.0100	4,242	0.027	401,078	40.11	36.62	535.09	0.47	19	1,410	65	239.7
3/11/20 11:17	4.33	71.5	0.0100	4,157	0.023	393,002	39.30	38.15	531.49	0.46	19	1,446	65	240.8
3/11/20 11:18	5.17	74.9	0.0100	4,164	0.032	393,682	39.37	39.85	534.89	0.45	19	1,473	66	241.9
3/11/20 11:19	5.15	70.5	0.0100	4,164	0.026	393,725	39.37	39.82	530.45	0.45	19	1,479	67	243.0
3/11/20 11:20	5.14	72.8	0.0100	4,144	0.028	391,811	39.18	39.79	532.79	0.45	19	1,476	66	244.1
3/11/20 11:21	5.14	75.1	0.0100	4,164	0.026	393,730	39.37	39.80	535.08	0.45	19	1,472	66	245.2
3/11/20 11:22	5.16	76.1	0.0100	4,366	0.025	412,785	41.28	39.83	536.06	0.45	19	1,465	69	246.4
3/11/20 11:23	5.14	73.0	0.0100	4,489	0.027	424,447	42.44	39.80	532.98	0.44	19	1,465	71	247.5
3/11/20 11:24	4.70	75.8	0.0100	4,521	0.021	427,436	42.74	38.89	535.85	0.45	19	1,443	71	248.7
3/11/20 11:25	5.15	74.1	0.0100	4,572	0.025	432,272	43.23	39.81	534.09	0.44	19	1,461	72	249.9
3/11/20 11:26	4.33	74.8	0.0100	4,642	0.025	438,855	43.89	38.15	534.84	0.45	19	1,427	72	251.1
3/11/20 11:27	5.11	77.0	0.0100	4,719	0.021	446,148	44.61	39.74	537.02	0.44	19	1,451	74	252.3
3/11/20 11:28	4.87	72.2	0.0100	4,835	0.015	457,189	45.72	39.23	532.17	0.44	19	1,444	76	253.6
3/11/20 11:29	5.08	70.7	0.0100	4,920	0.016	465,177	46.52	39.68	530.69	0.44	18	1,452	77	254.9
3/11/20 11:30	5.08	71.6	0.0100	4,967	0.018	469,666	46.97	39.67	531.59	0.44	18	1,449	78	256.2
3/11/20 11:31	5.08	69.4	0.0100	5,020	0.019	474,641	47.46	39.68	529.42	0.44	18	1,451	79	257.5
3/11/20 11:32	3.80	67.3	0.0100	5,091	0.019	481,329	48.13	37.05	527.27	0.45	19	1,402	77	258.8
3/11/20 11:33	5.02	68.5	0.0100	4,858	0.018	459,283	45.93	39.55	528.48	0.44	18	1,455	76	260.1
3/11/20 11:34	4.98	65.6	0.0100	4,455	0.025	421,193	42.12	39.46	525.55	0.44	18	1,470	71	261.2
3/11/20 11:35	4.12	69.0	0.0100	4,217	0.024	398,722	39.87	37.71	529.00	0.46	19	1,440	66	262.3
3/11/20 11:36	4.67	71.4	0.0100	4,074	0.023	385,156	38.52	38.82	531.39	0.45	19	1,462	64	263.4
3/11/20 11:37	4.78	73.8	0.0100	3,964	0.058	374,843	37.48	39.06	533.85	0.45	19	1,467	63	264.5
3/11/20 11:38	5.09	73.0	0.0100	3,928	0.056	371,410	37.14	39.69	532.98	0.45	19	1,481	63	265.5
3/11/20 11:39	4.01	72.7	0.0100	3,897	0.054	368,465	36.85	37.48	532.74	0.46	19	1,440	61	266.5
3/11/20 11:40	5.16	74.3	0.0100	3,897	0.056	368,493	36.85	39.83	534.26	0.45	19	1,483	62	267.6
3/11/20 11:41	5.20	74.7	0.0100	3,867	0.055	365,652	36.57	39.91	534.73	0.45	19	1,485	62	268.6
3/11/20 11:42	5.13	74.9	0.0100	3,834	0.062	362,526	36.25	39.78	534.86	0.45	19	1,483	61	269.6
3/11/20 11:43	5.16	76.3	0.0100	3,811	0.060	360,297	36.03	39.83	536.30	0.45	19	1,483	61	270.6
3/11/20 11:44	5.10	73.3	0.0100	3,855	0.058	364,483	36.45	39.72	533.29	0.45	19	1,483	62	271.7
3/11/20 11:45	5.16	76.2	0.0100	3,938	0.059	372,293	37.23	39.83	536.15	0.45	19	1,479	63	272.7
3/11/20 11:46	5.15	77.1	0.0100	3,932	0.062	371,788	37.18	39.81	537.05	0.45	19	1,477	63	273.8

Emission Calculations

Client: Medline
Location: Waukegan, IL
Source: Inlet #1
Date: 3/11/2020

As: 0.6952 sqft
Cp: 0.84
Barometric: 29.32 in Hg
DF: 94.6

Clock Time	Static (PSI)	TC (Deg F)	Calculated SQRT DP (in H2O)	DIL EO (ppm vol wb)	Water (% vol)	EO (ppm vol wb)	EO (% vol wb)	Ps (in Hg)	Ts (deg R)	Vs (fps)	Qact (acfm)	Qstd (scfh)	EO Em (lb/hr)	EO Total (lbs)
3/11/20 11:47	5.13	75.7	0.0100	3,942	0.057	372,726	37.27	39.77	535.73	0.45	19	1,478	63	274.8
3/11/20 11:48	5.14	77.4	0.0100	3,957	0.057	374,129	37.41	39.79	537.41	0.45	19	1,476	63	275.9
3/11/20 11:49	5.17	76.5	0.0100	3,972	0.059	375,551	37.56	39.86	536.46	0.45	19	1,478	63	276.9
3/11/20 11:50	5.12	77.3	0.0100	4,090	0.031	386,754	38.68	39.75	537.34	0.45	19	1,471	65	278.0
3/11/20 11:51	5.10	71.9	0.0100	4,392	0.025	415,266	41.53	39.71	531.95	0.45	19	1,468	70	279.2
3/11/20 11:52	3.45	72.0	0.0100	4,667	0.025	441,261	44.13	36.34	532.00	0.46	19	1,395	70	280.3
3/11/20 11:53	5.08	71.8	0.0100	4,840	0.021	457,607	45.76	39.68	531.84	0.44	18	1,453	76	281.6
3/11/20 11:54	4.44	69.0	0.0100	4,986	0.017	471,467	47.15	38.36	529.00	0.45	19	1,428	77	282.9
3/11/20 11:55	5.05	70.2	0.0100	5,242	0.017	495,625	49.56	39.62	530.23	0.44	18	1,442	82	284.3
3/11/20 11:56	5.05	66.4	0.0100	5,438	0.014	514,192	51.42	39.61	526.38	0.43	18	1,441	85	285.7
3/11/20 11:57	5.10	69.2	0.0100	5,529	0.015	522,721	52.27	39.71	529.21	0.43	18	1,436	86	287.1
3/11/20 11:58	4.64	73.8	0.0100	5,531	0.024	522,967	52.30	38.78	533.76	0.44	18	1,413	84	288.5
3/11/20 11:59	3.94	74.2	0.0100	5,045	0.016	477,051	47.71	37.36	534.17	0.45	19	1,400	76	289.8
3/11/20 12:00	5.06	76.3	0.0100	4,520	0.027	427,372	42.74	39.64	536.26	0.45	19	1,456	71	291.0
3/11/20 12:01	5.12	73.2	0.0100	4,201	0.030	397,160	39.72	39.76	533.23	0.45	19	1,473	67	292.1
3/11/20 12:02	4.80	73.8	0.0100	4,043	0.031	382,295	38.23	39.09	533.78	0.45	19	1,465	64	293.1
3/11/20 12:03	5.17	73.0	0.0100	3,914	0.062	370,088	37.01	39.85	532.99	0.45	19	1,484	63	294.2
3/11/20 12:04	5.19	74.9	0.0100	3,808	0.058	360,004	36.00	39.89	534.86	0.45	19	1,486	61	295.2
3/11/20 12:05	5.19	74.0	0.0100	3,723	0.062	352,024	35.20	39.89	534.02	0.45	19	1,490	60	296.2
3/11/20 12:06	5.22	76.3	0.0100	3,690	0.062	348,880	34.89	39.95	536.30	0.45	19	1,489	59	297.2
3/11/20 12:07	4.05	77.9	0.0100	3,715	0.059	351,238	35.12	37.57	537.92	0.47	19	1,441	58	298.2
3/11/20 12:08	5.14	74.4	0.0100	3,698	0.064	349,655	34.97	39.78	534.39	0.45	19	1,488	60	299.2
3/11/20 12:09	5.16	76.1	0.0100	3,712	0.062	350,925	35.09	39.83	536.11	0.45	19	1,486	60	300.1
3/11/20 12:10	5.16	75.6	0.0100	3,895	0.065	368,230	36.82	39.84	535.56	0.45	19	1,481	62	301.2
3/11/20 12:11	4.41	77.1	0.0100	3,994	0.057	377,591	37.76	38.31	537.11	0.46	19	1,447	62	302.2
3/11/20 12:12	5.14	74.3	0.0100	4,034	0.031	381,447	38.14	39.79	534.28	0.45	19	1,477	64	303.3
3/11/20 12:13	5.07	72.3	0.0100	4,077	0.028	385,453	38.55	39.65	532.33	0.45	19	1,476	65	304.4
3/11/20 12:14	5.10	72.1	0.0100	4,116	0.033	389,130	38.91	39.70	532.11	0.45	19	1,476	66	305.5
3/11/20 12:15	5.11	72.7	0.0100	4,161	0.030	393,405	39.34	39.74	532.68	0.45	19	1,474	66	306.6
3/11/20 12:16	3.64	71.6	0.0100	4,198	0.029	396,911	39.69	36.74	531.62	0.46	19	1,418	64	307.7
3/11/20 12:17	4.98	69.9	0.0100	4,275	0.029	404,227	40.42	39.47	529.94	0.45	19	1,470	68	308.8
3/11/20 12:18	4.63	67.3	0.0100	4,366	0.025	412,760	41.28	38.75	527.34	0.45	19	1,457	69	309.9
3/11/20 12:19	4.06	70.4	0.0100	4,387	0.026	414,781	41.48	37.60	530.38	0.46	19	1,430	68	311.1
3/11/20 12:20	5.09	72.8	0.0100	4,406	0.027	416,546	41.65	39.69	532.80	0.45	19	1,465	70	312.2
3/11/20 12:21	3.83	73.7	0.0100	4,186	0.031	395,795	39.58	37.13	533.67	0.46	19	1,423	64	313.3
3/11/20 12:22	5.08	72.6	0.0100	3,867	0.058	365,646	36.56	39.68	532.62	0.45	19	1,483	62	314.3
3/11/20 12:23	5.11	73.7	0.0100	3,678	0.061	347,723	34.77	39.74	533.71	0.45	19	1,489	59	315.3
3/11/20 12:24	5.16	72.6	0.0100	3,588	0.059	339,241	33.92	39.83	532.62	0.45	19	1,495	58	316.3
3/11/20 12:25	5.16	72.6	0.0100	3,504	0.060	331,257	33.13	39.83	532.62	0.45	19	1,498	57	317.2
3/11/20 12:26	5.17	71.0	0.0100	3,431	0.062	324,397	32.44	39.85	530.98	0.45	19	1,504	56	318.2
3/11/20 12:27	5.25	73.3	0.0100	3,381	0.064	319,680	31.97	40.01	533.35	0.45	19	1,505	55	319.1
3/11/20 12:28	5.22	75.2	0.0100	3,338	0.059	315,611	31.56	39.95	535.22	0.46	19	1,503	54	320.0
3/11/20 12:29	4.87	77.1	0.0100	3,344	0.055	316,144	31.61	39.25	537.08	0.46	19	1,486	54	320.9
3/11/20 12:30	5.19	75.8	0.0100	3,349	0.062	316,670	31.67	39.89	535.77	0.46	19	1,500	54	321.8
3/11/20 12:31	5.18	75.0	0.0100	3,410	0.058	322,397	32.24	39.88	534.98	0.46	19	1,499	55	322.7
3/11/20 12:32	3.97	75.6	0.0100	3,712	0.060	351,003	35.10	37.41	535.61	0.47	19	1,441	58	323.7
3/11/20 12:33	3.73	75.4	0.0100	4,028	0.030	380,831	38.08	36.93	535.38	0.47	19	1,422	62	324.7
3/11/20 12:34	5.13	75.8	0.0100	4,268	0.027	403,495	40.35	39.78	535.82	0.45	19	1,467	68	325.8

Emission Calculations

Client: Medline
Location: Waukegan, IL
Source: Inlet #1
Date: 3/11/2020

As: 0.6952 sqft
Cp: 0.84
Barometric: 29.32 in Hg
DF: 94.6

Clock Time	Static (PSI)	TC (Deg F)	Calculated SQRT DP (in H2O)	DIL EO (ppm vol wb)	Water (% vol)	EO (ppm vol wb)	EO (% vol wb)	Ps (in Hg)	Ts (deg R)	Vs (fps)	Qact (acfm)	Qstd (scfh)	EO Em (lb/hr)	EO Total (lbs)
3/11/20 12:35	4.89	73.2	0.0100	4,519	0.028	427,291	42.73	39.28	533.17	0.45	19	1,454	71	327.0
3/11/20 12:36	5.12	72.5	0.0100	4,723	0.026	446,566	44.66	39.74	532.53	0.44	18	1,457	74	328.3
3/11/20 12:37	5.13	72.1	0.0100	4,828	0.021	456,530	45.65	39.77	532.11	0.44	18	1,455	76	329.5
3/11/20 12:38	5.08	69.9	0.0100	4,900	0.024	463,253	46.33	39.67	529.94	0.44	18	1,453	77	330.8
3/11/20 12:39	5.07	68.2	0.0100	4,708	0.025	445,117	44.51	39.65	528.20	0.44	18	1,461	74	332.0
3/11/20 12:40	5.07	68.1	0.0100	4,366	0.027	412,791	41.28	39.66	528.13	0.44	19	1,473	70	333.2
3/11/20 12:41	5.09	69.2	0.0100	4,128	0.024	390,281	39.03	39.69	529.24	0.45	19	1,479	66	334.3
3/11/20 12:42	5.10	70.2	0.0100	4,004	0.033	378,600	37.86	39.70	530.20	0.45	19	1,482	64	335.4
3/11/20 12:43	5.09	75.5	0.0100	3,948	0.058	373,268	37.33	39.69	535.51	0.45	19	1,477	63	336.4
3/11/20 12:44	5.02	75.9	0.0100	3,846	0.060	363,636	36.36	39.55	535.87	0.45	19	1,477	61	337.4
3/11/20 12:45	3.66	73.6	0.0100	3,761	0.061	355,581	35.56	36.78	533.60	0.47	20	1,430	58	338.4
3/11/20 12:46	4.84	73.1	0.0100	3,650	0.063	345,104	34.51	39.17	533.11	0.46	19	1,480	58	339.4
3/11/20 12:47	5.21	76.4	0.0100	3,542	0.057	334,918	33.49	39.93	536.40	0.45	19	1,493	57	340.3
3/11/20 12:48	5.21	72.0	0.0100	3,453	0.060	326,501	32.65	39.92	532.04	0.45	19	1,503	56	341.3
3/11/20 12:49	5.25	76.3	0.0100	3,388	0.061	320,375	32.04	40.01	536.28	0.46	19	1,500	55	342.2
3/11/20 12:50	3.79	76.2	0.0100	3,431	0.057	324,411	32.44	37.03	536.18	0.47	20	1,442	54	343.1
3/11/20 12:51	4.08	77.7	0.0100	3,684	0.058	348,340	34.83	37.63	537.71	0.47	19	1,443	57	344.0
3/11/20 12:52	5.25	73.9	0.0100	3,783	0.060	357,652	35.77	40.02	533.94	0.45	19	1,491	61	345.1
3/11/20 12:53	5.19	74.2	0.0100	3,783	0.063	357,638	35.76	39.89	534.23	0.45	19	1,488	61	346.1
3/11/20 12:54	4.81	75.1	0.0100	3,799	0.064	359,205	35.92	39.13	535.07	0.46	19	1,472	60	347.1
3/11/20 12:55	5.23	75.5	0.0100	3,821	0.058	361,253	36.13	39.98	535.48	0.45	19	1,486	61	348.1
3/11/20 12:56	3.71	78.0	0.0100	3,845	0.062	363,528	36.35	36.88	538.01	0.47	20	1,424	59	349.1
3/11/20 12:57	3.70	72.9	0.0100	3,888	0.058	367,641	36.76	36.86	532.94	0.47	20	1,428	60	350.1
3/11/20 12:58	5.15	72.0	0.0100	3,949	0.058	373,368	37.34	39.81	532.00	0.45	19	1,484	63	351.1
3/11/20 12:59	5.10	72.3	0.0100	4,003	0.060	378,443	37.84	39.70	532.35	0.45	19	1,480	64	352.2
3/11/20 13:00	5.08	71.2	0.0100	4,049	0.034	382,822	38.28	39.67	531.21	0.45	19	1,479	65	353.3
3/11/20 13:01	4.71	71.2	0.0100	4,029	0.029	380,937	38.09	38.92	531.20	0.45	19	1,465	64	354.4
3/11/20 13:02	3.48	68.9	0.0100	3,838	0.058	362,852	36.29	36.42	528.92	0.47	20	1,427	59	355.3
3/11/20 13:03	5.05	68.8	0.0100	3,659	0.061	345,915	34.59	39.62	528.75	0.45	19	1,494	59	356.3
3/11/20 13:04	5.12	74.2	0.0100	3,534	0.058	334,140	33.41	39.76	534.25	0.45	19	1,494	57	357.3
3/11/20 13:05	5.10	73.6	0.0100	3,478	0.059	328,870	32.89	39.72	533.57	0.45	19	1,496	56	358.2
3/11/20 13:06	4.48	73.8	0.0100	3,392	0.061	320,686	32.07	38.44	533.83	0.46	19	1,474	54	359.1
3/11/20 13:07	5.00	72.1	0.0100	3,322	0.044	314,123	31.41	39.51	532.10	0.46	19	1,499	54	360.0
3/11/20 13:08	5.17	73.3	0.0100	3,258	0.042	308,065	30.81	39.86	533.30	0.46	19	1,506	53	360.9
3/11/20 13:09	5.20	73.2	0.0100	3,220	0.043	304,439	30.44	39.91	533.17	0.46	19	1,509	53	361.8
3/11/20 13:10	4.78	74.0	0.0100	3,178	0.038	300,521	30.05	39.06	534.04	0.46	19	1,493	51	362.6
3/11/20 13:11	4.49	74.5	0.0100	3,131	0.042	296,007	29.60	38.47	534.46	0.47	19	1,483	50	363.5
3/11/20 13:12	5.23	74.3	0.0100	3,106	0.046	293,667	29.37	39.97	534.28	0.46	19	1,512	51	364.3
3/11/20 13:13	5.23	76.8	0.0100	3,213	0.042	303,756	30.38	39.98	536.82	0.46	19	1,505	52	365.2
3/11/20 13:14	5.23	73.3	0.0100	3,282	0.042	310,360	31.04	39.97	533.26	0.46	19	1,508	54	366.1
3/11/20 13:15	5.21	75.6	0.0100	3,459	0.062	327,018	32.70	39.93	535.56	0.45	19	1,497	56	367.0
3/11/20 13:16	5.25	75.6	0.0100	3,547	0.066	335,328	33.53	40.01	535.59	0.45	19	1,496	57	368.0
3/11/20 13:17	3.99	74.8	0.0100	3,558	0.064	336,421	33.64	37.45	534.78	0.47	20	1,448	56	368.9
3/11/20 13:18	5.20	75.4	0.0100	3,572	0.063	337,701	33.77	39.91	535.45	0.45	19	1,494	58	369.9
3/11/20 13:19	5.17	75.8	0.0100	3,565	0.064	337,029	33.70	39.85	535.80	0.45	19	1,492	58	370.8
3/11/20 13:20	5.13	72.4	0.0100	3,588	0.066	339,251	33.93	39.77	532.37	0.45	19	1,495	58	371.8
3/11/20 13:21	3.62	73.0	0.0100	3,843	0.068	363,355	36.34	36.70	532.96	0.47	20	1,427	59	372.8
3/11/20 13:22	5.07	71.9	0.0100	3,925	0.069	371,145	37.11	39.65	531.91	0.45	19	1,482	63	373.8

Emission Calculations

Client: Medline
Location: Waukegan, IL
Source: Inlet #1
Date: 3/11/2020

As: 0.6952 sqft
Cp: 0.84
Barometric: 29.32 in Hg
DF: 94.6

Clock Time	Static (PSI)	TC (Deg F)	Calculated SQRT DP (in H2O)	DIL EO (ppm vol wb)	Water (% vol)	EO (ppm vol wb)	EO (% vol wb)	Ps (in Hg)	Ts (deg R)	Vs (fps)	Qact (acfm)	Qstd (scfh)	EO Em (lb/hr)	EO Total (lbs)
3/11/20 13:23	4.15	70.0	0.0100	3,954	0.069	373,812	37.38	37.78	530.03	0.46	19	1,448	62	374.8
3/11/20 13:24	5.13	70.2	0.0100	3,905	0.073	369,176	36.92	39.77	530.23	0.45	19	1,487	63	375.9
3/11/20 13:25	5.06	70.6	0.0100	3,797	0.071	359,019	35.90	39.63	530.58	0.45	19	1,488	61	376.9
3/11/20 13:26	5.10	70.8	0.0100	3,689	0.067	348,785	34.88	39.70	530.80	0.45	19	1,492	60	377.9
3/11/20 13:27	5.10	71.9	0.0100	3,646	0.073	344,712	34.47	39.72	531.88	0.45	19	1,492	59	378.9
3/11/20 13:28	5.11	73.0	0.0100	4,512	0.052	426,586	42.66	39.73	532.98	0.44	19	1,463	71	380.1
3/11/20 13:29	4.71	74.8	0.0100	4,419	0.057	417,783	41.78	38.91	534.77	0.45	19	1,448	69	381.2
3/11/20 13:30	5.17	71.6	0.0100	4,366	0.055	412,816	41.28	39.85	531.59	0.44	19	1,472	69	382.4
3/11/20 13:31	4.10	74.3	0.0100	4,319	0.055	408,403	40.84	37.68	534.27	0.46	19	1,429	67	383.5
3/11/20 13:32	5.24	72.3	0.0100	4,248	0.058	401,625	40.16	39.99	532.28	0.45	19	1,477	68	384.6
3/11/20 13:33	3.96	75.5	0.0100	4,187	0.062	395,873	39.59	37.38	535.50	0.46	19	1,426	65	385.7
3/11/20 13:34	5.24	74.6	0.0100	4,214	0.056	398,439	39.84	40.00	534.56	0.45	19	1,475	67	386.8
3/11/20 13:35	3.68	75.1	0.0100	4,629	0.060	437,704	43.77	36.81	535.07	0.46	19	1,402	70	388.0
3/11/20 13:36	5.26	73.7	0.0100	4,778	0.055	451,775	45.18	40.04	533.70	0.44	18	1,459	75	389.2
3/11/20 13:37	5.02	75.1	0.0100	4,744	0.061	448,508	44.85	39.54	535.05	0.44	19	1,449	74	390.5
3/11/20 13:38	3.76	75.8	0.0100	4,724	0.064	446,686	44.67	36.99	535.81	0.46	19	1,401	72	391.7
3/11/20 13:39	4.55	77.3	0.0100	4,727	0.059	446,923	44.69	38.58	537.26	0.45	19	1,429	73	392.9
3/11/20 13:40	5.20	74.2	0.0100	4,717	0.058	446,010	44.60	39.91	534.24	0.44	18	1,458	74	394.1
3/11/20 13:41	5.16	73.8	0.0100	4,710	0.062	445,306	44.53	39.83	533.84	0.44	18	1,457	74	395.4
3/11/20 13:42	5.11	72.1	0.0100	4,735	0.058	447,720	44.77	39.74	532.07	0.44	18	1,457	75	396.6
3/11/20 13:43	5.12	72.4	0.0100	4,759	0.056	449,962	45.00	39.75	532.40	0.44	18	1,456	75	397.9
3/11/20 13:44	5.11	72.2	0.0100	4,797	0.061	453,526	45.35	39.73	532.17	0.44	18	1,455	75	399.1
3/11/20 13:45	5.09	70.0	0.0100	4,787	0.059	452,595	45.26	39.70	529.99	0.44	18	1,458	75	400.4
3/11/20 13:46	5.06	70.6	0.0100	4,654	0.061	440,064	44.01	39.63	530.59	0.44	18	1,460	73	401.6
3/11/20 13:47	4.16	70.1	0.0100	4,532	0.060	428,455	42.85	37.80	530.12	0.45	19	1,430	70	402.8
3/11/20 13:48	5.05	73.0	0.0100	4,437	0.068	419,476	41.95	39.61	533.00	0.45	19	1,463	70	403.9
3/11/20 13:49	5.08	72.1	0.0100	4,345	0.061	410,787	41.08	39.68	532.12	0.45	19	1,468	69	405.1
3/11/20 13:50	3.64	72.9	0.0100	4,237	0.063	400,651	40.07	36.73	532.86	0.46	19	1,415	65	406.2
3/11/20 13:51	4.74	71.7	0.0100	4,262	0.067	402,954	40.30	38.98	531.74	0.45	19	1,459	67	407.3
3/11/20 13:52	5.09	72.6	0.0100	4,239	0.063	400,772	40.08	39.68	532.56	0.45	19	1,471	67	408.4
3/11/20 13:53	5.09	72.9	0.0100	4,211	0.062	398,117	39.81	39.69	532.90	0.45	19	1,472	67	409.5
3/11/20 13:54	5.13	71.4	0.0100	4,176	0.063	394,797	39.48	39.76	531.42	0.45	19	1,476	67	410.6
3/11/20 13:55	5.10	69.1	0.0100	4,148	0.063	392,203	39.22	39.71	529.14	0.45	19	1,479	66	411.7
3/11/20 13:56	4.54	73.8	0.0100	4,139	0.065	391,333	39.13	38.57	533.82	0.46	19	1,452	65	412.8
3/11/20 13:57	5.17	72.0	0.0100	4,293	0.065	405,874	40.59	39.84	532.01	0.45	19	1,473	68	414.0
3/11/20 13:58	5.17	72.6	0.0100	4,379	0.069	414,052	41.41	39.85	532.58	0.44	19	1,470	70	415.1
3/11/20 13:59	5.20	72.4	0.0100	4,391	0.066	415,176	41.52	39.91	532.38	0.44	19	1,471	70	416.3
3/11/20 14:00	5.16	72.4	0.0100	4,387	0.064	414,749	41.47	39.82	532.39	0.44	19	1,469	70	417.4
3/11/20 14:01	4.68	72.3	0.0100	4,394	0.069	415,491	41.55	38.86	532.30	0.45	19	1,451	69	418.6
3/11/20 14:02	5.20	70.8	0.0100	4,395	0.069	415,568	41.56	39.91	530.83	0.44	18	1,473	70	419.8
3/11/20 14:03	5.18	71.2	0.0100	4,368	0.066	413,010	41.30	39.88	531.15	0.44	19	1,473	70	420.9
3/11/20 14:04	4.37	70.3	0.0100	4,351	0.069	411,402	41.14	38.21	530.32	0.45	19	1,443	68	422.1
3/11/20 14:05	5.14	71.1	0.0100	4,367	0.067	412,908	41.29	39.79	531.10	0.44	19	1,471	69	423.2
3/11/20 14:06	5.11	69.0	0.0100	4,384	0.065	414,520	41.45	39.74	529.04	0.44	19	1,472	70	424.4
3/11/20 14:07	5.12	67.6	0.0100	4,419	0.067	417,853	41.79	39.74	527.60	0.44	18	1,473	70	425.5
3/11/20 14:08	5.11	65.5	0.0100	4,335	0.064	409,843	40.98	39.72	525.47	0.44	18	1,479	69	426.7
3/11/20 14:09	5.09	68.2	0.0100	4,254	0.067	402,255	40.23	39.69	528.22	0.45	19	1,477	68	427.8
3/11/20 14:10	5.06	67.6	0.0100	4,154	0.069	392,760	39.28	39.64	527.56	0.45	19	1,480	66	428.9

Emission Calculations

Client: Medline
Location: Waukegan, IL
Source: Inlet #1
Date: 3/11/2020

As: 0.6952 sqft
Cp: 0.84
Barometric: 29.32 in Hg
DF: 94.6

Clock Time	Static (PSI)	TC (Deg F)	Calculated SQRT DP (in H2O)	DIL EO (ppm vol wb)	Water (% vol)	EO (ppm vol wb)	EO (% vol wb)	Ps (in Hg)	Ts (deg R)	Vs (fps)	Qact (acfm)	Qstd (scfh)	EO Em (lb/hr)	EO Total (lbs)
3/11/20 14:11	5.08	70.9	0.0100	4,077	0.071	385,480	38.55	39.68	530.91	0.45	19	1,479	65	430.0
3/11/20 14:12	5.03	69.9	0.0100	3,978	0.100	376,156	37.62	39.57	529.89	0.45	19	1,481	64	431.1
3/11/20 14:13	5.03	72.2	0.0100	3,912	0.101	369,899	36.99	39.57	532.22	0.45	19	1,480	63	432.1
3/11/20 14:14	5.04	69.6	0.0100	3,882	0.099	367,074	36.71	39.58	529.62	0.45	19	1,485	62	433.2
3/11/20 14:15	5.11	70.3	0.0100	4,362	0.081	412,448	41.24	39.74	530.33	0.44	19	1,471	69	434.3
3/11/20 14:16	5.13	68.5	0.0100	5,944	0.108	562,004	56.20	39.77	528.48	0.43	18	1,426	92	435.9
3/11/20 14:17	4.96	68.0	0.0100	5,947	0.113	562,255	56.23	39.43	528.02	0.43	18	1,420	91	437.4
3/11/20 14:18	3.70	69.3	0.0100	6,236	0.108	589,641	58.96	36.87	529.32	0.44	18	1,364	92	438.9
3/11/20 14:19	5.04	70.8	0.0100	6,268	0.106	592,683	59.27	39.59	530.78	0.43	18	1,410	96	440.5
3/11/20 14:20	5.16	69.5	0.0100	6,235	0.108	589,552	58.96	39.83	529.52	0.43	18	1,417	96	442.1
3/11/20 14:21	5.16	68.9	0.0100	6,265	0.104	592,383	59.24	39.84	528.87	0.43	18	1,417	96	443.7
3/11/20 14:22	5.17	69.8	0.0100	6,283	0.110	594,018	59.40	39.85	529.81	0.43	18	1,416	96	445.3
3/11/20 14:23	5.14	66.3	0.0100	6,276	0.105	593,400	59.34	39.80	526.30	0.43	18	1,420	96	446.9
3/11/20 14:24	5.18	66.6	0.0100	6,285	0.104	594,263	59.43	39.86	526.60	0.42	18	1,420	97	448.5
3/11/20 14:25	5.16	67.9	0.0100	6,305	0.105	596,098	59.61	39.84	527.88	0.43	18	1,418	97	450.1
3/11/20 14:26	5.12	66.0	0.0100	6,336	0.098	599,067	59.91	39.74	526.00	0.42	18	1,418	97	451.7
3/11/20 14:27	5.10	68.2	0.0100	6,408	0.098	605,849	60.58	39.70	528.17	0.43	18	1,412	98	453.4
3/11/20 14:28	5.06	66.6	0.0100	6,407	0.101	605,769	60.58	39.62	526.57	0.43	18	1,413	98	455.0
3/11/20 14:29	4.98	65.1	0.0100	6,213	0.103	587,465	58.75	39.47	525.07	0.43	18	1,418	95	456.6
3/11/20 14:30	5.07	66.3	0.0100	6,106	0.099	577,290	57.73	39.66	526.34	0.43	18	1,422	94	458.2
3/11/20 14:31	5.07	65.8	0.0100	5,951	0.104	562,647	56.26	39.65	525.76	0.43	18	1,427	92	459.7
3/11/20 14:32	5.06	68.8	0.0100	5,817	0.105	549,981	55.00	39.63	528.78	0.43	18	1,427	90	461.2
3/11/20 14:33	5.06	68.7	0.0100	5,621	0.108	531,494	53.15	39.64	528.65	0.43	18	1,433	87	462.6
3/11/20 14:34	5.07	69.6	0.0100	5,521	0.112	522,002	52.20	39.65	529.57	0.43	18	1,435	86	464.1
3/11/20 14:35	5.03	68.9	0.0100	5,460	0.107	516,247	51.62	39.57	528.91	0.43	18	1,436	85	465.5
3/11/20 14:36	4.96	70.8	0.0100	5,418	0.107	512,235	51.22	39.43	530.75	0.44	18	1,432	84	466.9
3/11/20 14:37	5.04	68.1	0.0100	5,395	0.111	510,079	51.01	39.59	528.11	0.43	18	1,440	84	468.3
3/11/20 14:38	5.12	70.0	0.0100	5,400	0.106	510,541	51.05	39.74	529.99	0.43	18	1,440	84	469.7
3/11/20 14:39	5.14	69.7	0.0100	5,424	0.105	512,880	51.29	39.80	529.66	0.43	18	1,440	84	471.1
3/11/20 14:40	3.95	70.2	0.0100	5,655	0.107	534,709	53.47	37.37	530.24	0.45	19	1,388	85	472.5
3/11/20 14:41	5.14	66.8	0.0100	5,749	0.105	543,569	54.36	39.79	526.78	0.43	18	1,434	89	474.0
3/11/20 14:42	3.57	67.4	0.0100	5,763	0.102	544,907	54.49	36.60	527.38	0.45	19	1,375	86	475.4
3/11/20 14:43	4.59	68.9	0.0100	5,775	0.106	546,019	54.60	38.66	528.94	0.44	18	1,410	88	476.9
3/11/20 14:44	4.99	70.1	0.0100	5,779	0.103	546,425	54.64	39.49	530.06	0.43	18	1,424	89	478.4
3/11/20 14:45	5.14	67.7	0.0100	5,768	0.096	545,401	54.54	39.80	527.67	0.43	18	1,433	89	479.8
3/11/20 14:46	3.58	69.0	0.0100	5,769	0.104	545,447	54.54	36.61	528.96	0.45	19	1,373	86	481.3
3/11/20 14:47	4.62	68.8	0.0100	5,787	0.107	547,146	54.71	38.73	528.76	0.44	18	1,412	88	482.7
3/11/20 14:48	4.06	67.5	0.0100	5,814	0.108	549,720	54.97	37.59	527.52	0.44	18	1,391	87	484.2
3/11/20 14:49	5.09	69.2	0.0100	5,861	0.104	554,196	55.42	39.70	529.21	0.43	18	1,426	90	485.7
3/11/20 14:50	5.08	66.0	0.0100	5,907	0.102	558,540	55.85	39.67	525.99	0.43	18	1,429	91	487.2
3/11/20 14:51	3.55	67.3	0.0100	5,759	0.102	544,475	54.45	36.55	527.30	0.45	19	1,374	86	488.7
3/11/20 14:52	5.06	65.5	0.0100	5,660	0.105	535,176	53.52	39.62	525.49	0.43	18	1,436	88	490.1
3/11/20 14:53	3.68	66.0	0.0100	5,549	0.106	524,672	52.47	36.82	526.01	0.45	19	1,387	83	491.5
3/11/20 14:54	5.02	69.2	0.0100	5,417	0.104	512,183	51.22	39.54	529.19	0.44	18	1,437	84	492.9
3/11/20 14:55	5.04	67.9	0.0100	5,237	0.104	495,119	49.51	39.59	527.94	0.44	18	1,445	82	494.3
3/11/20 14:56	3.86	67.5	0.0100	5,154	0.110	487,314	48.73	37.19	527.49	0.45	19	1,403	78	495.6
3/11/20 14:57	5.04	70.3	0.0100	5,100	0.112	482,204	48.22	39.58	530.29	0.44	18	1,445	80	496.9
3/11/20 14:58	4.95	68.4	0.0100	5,054	0.107	477,854	47.79	39.40	528.39	0.44	18	1,446	79	498.2

Emission Calculations

Client: Medline
Location: Waukegan, IL
Source: Inlet #1
Date: 3/11/2020

As: 0.6952 sqft
Cp: 0.84
Barometric: 29.32 in Hg
DF: 94.6

Clock Time	Static (PSI)	TC (Deg F)	Calculated SQRT DP (in H2O)	DIL EO (ppm vol wb)	Water (% vol)	EO (ppm vol wb)	EO (% vol wb)	Ps (in Hg)	Ts (deg R)	Vs (fps)	Qact (acfm)	Qstd (scfh)	EO Em (lb/hr)	EO Total (lbs)
3/11/20 14:59	3.80	66.8	0.0100	5,024	0.108	474,990	47.50	37.05	526.83	0.45	19	1,405	76	499.5
3/11/20 15:00	3.90	69.3	0.0100	5,027	0.109	475,256	47.53	37.27	529.26	0.45	19	1,406	76	500.8
3/11/20 15:01	3.57	68.2	0.0100	5,026	0.108	475,213	47.52	36.59	528.19	0.46	19	1,395	76	502.0
3/11/20 15:02	5.15	67.5	0.0100	5,171	0.107	488,943	48.89	39.81	527.45	0.44	18	1,451	81	503.4
3/11/20 15:03	5.14	68.7	0.0100	5,304	0.100	501,520	50.15	39.79	528.68	0.43	18	1,445	83	504.8
3/11/20 15:04	5.14	66.6	0.0100	5,325	0.109	503,497	50.35	39.80	526.63	0.43	18	1,448	83	506.1
3/11/20 15:05	5.13	67.1	0.0100	5,339	0.102	504,838	50.48	39.77	527.11	0.43	18	1,446	83	507.5
3/11/20 15:06	5.14	67.6	0.0100	5,334	0.104	504,376	50.44	39.80	527.64	0.43	18	1,446	83	508.9
3/11/20 15:07	5.14	67.9	0.0100	5,320	0.105	503,005	50.30	39.80	527.89	0.43	18	1,446	83	510.3
3/11/20 15:08	3.72	67.6	0.0100	5,327	0.107	503,633	50.36	36.89	527.55	0.45	19	1,392	80	511.7
3/11/20 15:09	5.14	67.3	0.0100	5,334	0.105	504,349	50.43	39.78	527.35	0.43	18	1,446	83	513.0
3/11/20 15:10	5.10	65.2	0.0100	5,352	0.106	506,006	50.60	39.71	525.22	0.43	18	1,447	84	514.4
3/11/20 15:11	3.70	66.4	0.0100	5,364	0.103	507,148	50.71	36.85	526.42	0.45	19	1,392	81	515.8
3/11/20 15:12	4.36	67.4	0.0100	5,403	0.100	510,864	51.09	38.20	527.44	0.44	18	1,415	83	517.2
3/11/20 15:13	4.90	66.4	0.0100	5,290	0.100	500,139	50.01	39.31	526.36	0.44	18	1,440	82	518.5
3/11/20 15:14	4.88	65.9	0.0100	5,139	0.109	485,863	48.59	39.27	525.92	0.44	18	1,444	80	519.9
3/11/20 15:15	4.84	67.3	0.0100	5,061	0.109	478,476	47.85	39.18	527.30	0.44	18	1,443	79	521.2
3/11/20 15:16	4.57	66.7	0.0100	4,977	0.107	470,586	47.06	38.62	526.72	0.44	19	1,436	77	522.5
3/11/20 15:17	3.32	65.5	0.0100	4,941	0.107	467,141	46.71	36.08	525.54	0.46	19	1,391	74	523.7
3/11/20 15:18	3.93	67.0	0.0100	4,914	0.111	464,637	46.46	37.32	527.04	0.45	19	1,414	75	525.0
3/11/20 15:19	4.77	68.3	0.0100	4,891	0.109	462,448	46.24	39.03	528.31	0.44	18	1,444	76	526.2
3/11/20 15:20	4.79	64.5	0.0100	4,877	0.105	461,145	46.11	39.07	524.54	0.44	18	1,451	76	527.5
3/11/20 15:21	5.08	65.8	0.0100	4,864	0.105	459,915	45.99	39.68	525.77	0.44	18	1,461	77	528.8
3/11/20 15:22	3.74	66.3	0.0100	4,936	0.110	466,682	46.67	36.95	526.34	0.45	19	1,407	75	530.0
3/11/20 15:23	5.12	66.4	0.0100	4,933	0.107	466,444	46.64	39.75	526.37	0.44	18	1,459	78	531.3
3/11/20 15:24	5.16	66.7	0.0100	4,972	0.108	470,078	47.01	39.82	526.66	0.44	18	1,459	78	532.6
3/11/20 15:25	5.12	64.6	0.0100	5,132	0.107	485,225	48.52	39.76	524.63	0.43	18	1,455	81	534.0
3/11/20 15:26	4.21	65.3	0.0100	5,077	0.107	479,995	48.00	37.89	525.34	0.45	19	1,422	78	535.3
3/11/20 15:27	5.17	67.3	0.0100	4,986	0.107	471,416	47.14	39.85	527.31	0.44	18	1,458	79	536.6
3/11/20 15:28	5.15	68.5	0.0100	4,899	0.108	463,240	46.32	39.81	528.53	0.44	18	1,458	77	537.9
3/11/20 15:29	5.12	67.7	0.0100	4,879	0.105	461,300	46.13	39.75	527.74	0.44	18	1,459	77	539.2
3/11/20 15:30	5.18	63.9	0.0100	4,876	0.106	461,066	46.11	39.87	523.89	0.44	18	1,466	77	540.5
3/11/20 15:31	5.14	64.8	0.0100	4,881	0.108	461,522	46.15	39.79	524.77	0.44	18	1,464	77	541.7
3/11/20 15:32	5.04	65.7	0.0100	4,906	0.111	463,848	46.38	39.60	525.65	0.44	18	1,458	77	543.0
3/11/20 15:33	5.13	63.7	0.0100	4,926	0.105	465,732	46.57	39.77	523.70	0.44	18	1,463	78	544.3
3/11/20 15:34	4.12	66.2	0.0100	4,974	0.105	470,321	47.03	37.71	526.18	0.45	19	1,420	76	545.6
3/11/20 15:35	4.93	63.1	0.0100	4,926	0.102	465,773	46.58	39.37	523.09	0.44	18	1,457	78	546.9
3/11/20 15:36	4.87	66.0	0.0100	4,771	0.107	451,055	45.11	39.23	525.95	0.44	18	1,455	75	548.2
3/11/20 15:37	4.20	64.2	0.0100	4,703	0.106	444,685	44.47	37.89	524.21	0.45	19	1,434	73	549.4
3/11/20 15:38	4.85	64.9	0.0100	4,616	0.104	436,474	43.65	39.20	524.87	0.44	18	1,461	73	550.6
3/11/20 15:39	3.39	66.2	0.0100	4,571	0.109	432,153	43.22	36.22	526.23	0.46	19	1,404	69	551.7
3/11/20 15:40	4.82	62.4	0.0100	4,553	0.108	430,470	43.05	39.13	522.44	0.44	18	1,465	72	552.9
3/11/20 15:41	4.71	63.2	0.0100	4,544	0.108	429,666	42.97	38.92	523.15	0.44	19	1,460	72	554.1
3/11/20 15:42	3.46	67.3	0.0100	4,535	0.114	428,786	42.88	36.36	527.34	0.46	19	1,406	69	555.3
3/11/20 15:43	4.49	65.1	0.0100	4,523	0.109	427,626	42.76	38.46	525.12	0.45	19	1,450	71	556.5
3/11/20 15:44	5.09	66.2	0.0100	4,577	0.109	432,722	43.27	39.68	526.16	0.44	18	1,469	73	557.7
3/11/20 15:45	5.09	66.8	0.0100	4,585	0.107	433,513	43.35	39.68	526.83	0.44	18	1,468	73	558.9
3/11/20 15:46	5.06	66.4	0.0100	4,599	0.108	434,844	43.48	39.62	526.40	0.44	18	1,467	73	560.1

Emission Calculations

Client: Medline
Location: Waukegan, IL
Source: Inlet #1
Date: 3/11/2020

As: 0.6952 sqft
Cp: 0.84
Barometric: 29.32 in Hg
DF: 94.6

Clock Time	Static (PSI)	TC (Deg F)	Calculated SQRT DP (in H2O)	DIL EO (ppm vol wb)	Water (% vol)	EO (ppm vol wb)	EO (% vol wb)	Ps (in Hg)	Ts (deg R)	Vs (fps)	Qact (acfm)	Qstd (scfh)	EO Em (lb/hr)	EO Total (lbs)
3/11/20 15:47	5.17	64.9	0.0100	4,759	0.110	449,967	45.00	39.85	524.88	0.44	18	1,469	76	561.4
3/11/20 15:48	4.76	66.4	0.0100	4,846	0.108	458,179	45.82	39.02	526.45	0.44	18	1,448	76	562.6
3/11/20 15:49	3.97	64.9	0.0100	4,768	0.110	450,832	45.08	37.42	524.90	0.45	19	1,423	73	563.9
3/11/20 15:50	5.17	65.0	0.0100	4,663	0.107	440,895	44.09	39.86	524.96	0.44	18	1,472	74	565.1
3/11/20 15:51	5.18	64.2	0.0100	4,637	0.114	438,383	43.84	39.88	524.23	0.44	18	1,474	74	566.3
3/11/20 15:52	4.13	62.4	0.0100	4,626	0.114	437,364	43.74	37.73	522.37	0.45	19	1,436	72	567.5
3/11/20 15:53	5.15	65.0	0.0100	4,625	0.109	437,312	43.73	39.80	524.99	0.44	18	1,472	74	568.7
3/11/20 15:54	5.14	64.8	0.0100	4,637	0.110	438,405	43.84	39.80	524.76	0.44	18	1,472	74	570.0
3/11/20 15:55	5.11	63.5	0.0100	4,650	0.108	439,703	43.97	39.73	523.50	0.44	18	1,472	74	571.2
3/11/20 15:56	5.12	66.2	0.0100	4,685	0.110	442,961	44.30	39.75	526.22	0.44	18	1,467	74	572.4
3/11/20 15:57	5.07	63.5	0.0100	4,687	0.112	443,166	44.32	39.66	523.49	0.44	18	1,469	74	573.7
3/11/20 15:58	4.79	61.4	0.0100	4,548	0.111	430,057	43.01	39.08	521.38	0.44	18	1,466	72	574.9
3/11/20 15:59	4.89	63.8	0.0100	4,495	0.107	424,967	42.50	39.28	523.78	0.44	18	1,468	71	576.1
3/11/20 16:00	4.87	63.1	0.0100	4,426	0.112	418,504	41.85	39.24	523.15	0.44	19	1,470	70	577.2
3/11/20 16:01	4.88	63.2	0.0100	4,375	0.109	413,680	41.37	39.27	523.23	0.44	19	1,472	70	578.4
3/11/20 16:02	4.85	65.9	0.0100	4,354	0.108	411,666	41.17	39.19	525.93	0.45	19	1,468	69	579.6
3/11/20 16:03	4.85	63.8	0.0100	4,343	0.109	410,658	41.07	39.20	523.85	0.45	19	1,471	69	580.7
3/11/20 16:04	4.63	63.5	0.0100	4,332	0.110	409,546	40.95	38.75	523.48	0.45	19	1,464	69	581.9
3/11/20 16:05	4.79	65.2	0.0100	4,320	0.106	408,462	40.85	39.09	525.22	0.45	19	1,468	69	583.0
3/11/20 16:06	5.09	64.7	0.0100	4,352	0.111	411,500	41.15	39.70	524.71	0.44	18	1,479	70	584.2
3/11/20 16:07	3.70	67.7	0.0100	4,377	0.108	413,799	41.38	36.85	527.75	0.46	19	1,420	67	585.3
3/11/20 16:08	4.74	67.7	0.0100	4,370	0.109	413,177	41.32	38.98	527.73	0.45	19	1,461	69	586.4
3/11/20 16:09	5.13	66.9	0.0100	4,474	0.109	423,026	42.30	39.77	526.91	0.44	18	1,473	71	587.6
3/11/20 16:10	5.14	66.3	0.0100	4,535	0.109	428,769	42.88	39.78	526.29	0.44	18	1,472	72	588.8
3/11/20 16:11	5.14	64.4	0.0100	4,501	0.111	425,542	42.55	39.79	524.44	0.44	18	1,476	72	590.0
3/11/20 16:12	5.13	65.4	0.0100	4,416	0.113	417,524	41.75	39.77	525.44	0.44	18	1,477	71	591.2
3/11/20 16:13	5.14	65.7	0.0100	4,386	0.110	414,733	41.47	39.79	525.69	0.44	18	1,478	70	592.4
3/11/20 16:14	5.14	65.5	0.0100	4,380	0.113	414,103	41.41	39.79	525.54	0.44	18	1,479	70	593.5
3/11/20 16:15	5.12	64.7	0.0100	4,378	0.109	413,924	41.39	39.75	524.74	0.44	18	1,479	70	594.7
3/11/20 16:16	5.13	67.1	0.0100	4,390	0.110	415,052	41.51	39.78	527.08	0.44	18	1,476	70	595.9
3/11/20 16:17	5.07	65.5	0.0100	4,401	0.111	416,161	41.62	39.65	525.49	0.44	18	1,475	70	597.0
3/11/20 16:18	5.04	62.1	0.0100	4,427	0.107	418,563	41.86	39.58	522.09	0.44	18	1,478	71	598.2
3/11/20 16:19	5.07	63.2	0.0100	4,454	0.110	421,118	42.11	39.65	523.24	0.44	18	1,477	71	599.4
3/11/20 16:20	4.11	62.6	0.0100	4,280	0.111	404,709	40.47	37.70	522.56	0.45	19	1,446	67	600.5
3/11/20 16:21	3.85	62.2	0.0100	4,122	0.108	389,696	38.97	37.15	522.17	0.46	19	1,442	64	601.6
3/11/20 16:22	4.52	63.3	0.0100	4,061	0.112	383,986	38.40	38.53	523.27	0.45	19	1,468	64	602.7
3/11/20 16:23	4.87	61.6	0.0100	4,037	0.114	381,679	38.17	39.23	521.63	0.45	19	1,485	65	603.7
3/11/20 16:24	4.85	59.8	0.0100	4,025	0.113	380,547	38.05	39.19	519.81	0.45	19	1,487	65	604.8
3/11/20 16:25	4.87	64.6	0.0100	4,415	0.123	417,399	41.74	39.24	524.61	0.44	19	1,468	70	606.0
3/11/20 16:26	4.71	63.2	0.0100	5,168	0.141	488,641	48.86	38.91	523.16	0.44	18	1,441	81	607.3
3/11/20 16:27	3.59	64.5	0.0100	5,177	0.146	489,442	48.94	36.64	524.55	0.45	19	1,396	78	608.6
3/11/20 16:28	5.12	64.4	0.0100	5,193	0.140	491,015	49.10	39.76	524.36	0.43	18	1,454	82	610.0
3/11/20 16:29	3.59	65.6	0.0100	5,225	0.139	494,068	49.41	36.63	525.63	0.45	19	1,393	79	611.3
3/11/20 16:30	5.02	63.3	0.0100	5,241	0.143	495,566	49.56	39.54	523.34	0.43	18	1,450	82	612.7
3/11/20 16:31	5.12	64.5	0.0100	5,424	0.138	512,830	51.28	39.75	524.49	0.43	18	1,447	85	614.1
3/11/20 16:32	5.11	62.4	0.0100	5,397	0.146	510,263	51.03	39.73	522.44	0.43	18	1,450	85	615.5
3/11/20 16:33	5.13	64.3	0.0100	5,271	0.142	498,362	49.84	39.76	524.35	0.43	18	1,452	83	616.9
3/11/20 16:34	4.81	63.0	0.0100	5,226	0.141	494,147	49.41	39.12	522.99	0.44	18	1,443	82	618.2

Emission Calculations

Client: Medline
Location: Waukegan, IL
Source: Inlet #1
Date: 3/11/2020

As: 0.6952 sqft
Cp: 0.84
Barometric: 29.32 in Hg
DF: 94.6

Clock Time	Static (PSI)	TC (Deg F)	Calculated SQRT DP (in H2O)	DIL EO (ppm vol wb)	Water (% vol)	EO (ppm vol wb)	EO (% vol wb)	Ps (in Hg)	Ts (deg R)	Vs (fps)	Qact (acfm)	Qstd (scfh)	EO Em (lb/hr)	EO Total (lbs)
3/11/20 16:35	5.13	63.7	0.0100	5,231	0.141	494,630	49.46	39.77	523.66	0.43	18	1,454	82	619.6
3/11/20 16:36	5.12	65.5	0.0100	5,236	0.141	495,040	49.50	39.75	525.49	0.43	18	1,451	82	621.0
3/11/20 16:37	5.12	64.6	0.0100	5,243	0.141	495,718	49.57	39.75	524.58	0.43	18	1,452	82	622.3
3/11/20 16:38	3.70	65.2	0.0100	5,261	0.143	497,407	49.74	36.86	525.21	0.45	19	1,397	79	623.7
3/11/20 16:39	3.45	63.4	0.0100	5,290	0.137	500,210	50.02	36.34	523.39	0.45	19	1,389	79	625.0
3/11/20 16:40	4.92	60.2	0.0100	5,328	0.139	503,808	50.38	39.34	520.18	0.43	18	1,448	83	626.4
3/11/20 16:41	3.97	63.5	0.0100	5,264	0.141	497,699	49.77	37.41	523.48	0.45	19	1,410	80	627.7
3/11/20 16:42	4.93	60.3	0.0100	4,985	0.143	471,366	47.14	39.36	520.33	0.44	18	1,459	79	629.0
3/11/20 16:43	4.93	61.3	0.0100	4,900	0.143	463,263	46.33	39.36	521.26	0.44	18	1,460	77	630.3
3/11/20 16:44	4.92	61.2	0.0100	4,874	0.144	460,880	46.09	39.35	521.18	0.44	18	1,461	77	631.6
3/11/20 16:45	4.88	59.8	0.0100	4,862	0.140	459,686	45.97	39.27	519.77	0.44	18	1,462	77	632.9
3/11/20 16:46	4.91	62.1	0.0100	4,857	0.143	459,209	45.92	39.32	522.06	0.44	18	1,460	77	634.2
3/11/20 16:47	4.88	62.1	0.0100	4,852	0.146	458,770	45.88	39.26	522.06	0.44	18	1,459	77	635.4
3/11/20 16:48	4.85	62.5	0.0100	4,843	0.146	457,944	45.79	39.20	522.47	0.44	18	1,457	76	636.7
3/11/20 16:49	4.88	61.1	0.0100	4,841	0.139	457,749	45.77	39.27	521.11	0.44	18	1,461	76	638.0
3/11/20 16:50	4.44	60.0	0.0100	4,846	0.143	458,150	45.82	38.36	520.01	0.44	18	1,445	76	639.2
3/11/20 16:51	5.08	60.8	0.0100	4,874	0.140	460,798	46.08	39.68	520.80	0.44	18	1,467	77	640.5
3/11/20 16:52	3.64	63.4	0.0100	4,867	0.140	460,139	46.01	36.74	523.43	0.45	19	1,409	74	641.8
3/11/20 16:53	4.43	66.1	0.0100	5,090	0.139	481,284	48.13	38.35	526.08	0.44	19	1,429	79	643.1
3/11/20 16:54	5.08	64.2	0.0100	5,166	0.139	488,425	48.84	39.66	524.23	0.43	18	1,453	81	644.4
3/11/20 16:55	5.01	64.7	0.0100	5,211	0.139	492,667	49.27	39.52	524.72	0.44	18	1,449	82	645.8
3/11/20 16:56	4.91	64.9	0.0100	5,256	0.134	496,965	49.70	39.32	524.89	0.44	18	1,443	82	647.1
3/11/20 16:57	5.08	64.5	0.0100	5,294	0.139	500,590	50.06	39.66	524.50	0.43	18	1,449	83	648.5
3/11/20 16:58	4.02	66.1	0.0100	5,335	0.138	504,384	50.44	37.52	526.11	0.45	19	1,406	81	649.9
3/11/20 16:59	5.10	67.7	0.0100	5,384	0.132	509,083	50.91	39.70	527.69	0.43	18	1,443	84	651.3
3/11/20 17:00	5.04	66.5	0.0100	5,442	0.131	514,542	51.45	39.59	526.53	0.43	18	1,440	85	652.7
3/11/20 17:01	3.56	64.9	0.0100	5,508	0.132	520,795	52.08	36.57	524.87	0.45	19	1,385	82	654.1
3/11/20 17:02	3.21	66.6	0.0100	5,511	0.132	521,038	52.10	35.86	526.55	0.46	19	1,369	82	655.4
3/11/20 17:03	3.25	65.6	0.0100	5,600	0.130	529,439	52.94	35.94	525.59	0.45	19	1,369	83	656.8
3/11/20 17:04	4.67	65.8	0.0100	5,622	0.125	531,585	53.16	38.84	525.82	0.44	18	1,422	86	658.3
3/11/20 17:05	3.89	67.3	0.0100	5,626	0.130	531,909	53.19	37.25	527.26	0.45	19	1,391	85	659.7
3/11/20 17:06	4.42	65.9	0.0100	5,626	0.129	531,969	53.20	38.32	525.93	0.44	18	1,412	86	661.1
3/11/20 17:07	4.64	66.1	0.0100	5,619	0.127	531,303	53.13	38.77	526.10	0.44	18	1,421	86	662.5
3/11/20 17:08	4.65	64.7	0.0100	5,606	0.127	530,047	53.00	38.80	524.67	0.44	18	1,424	86	664.0
3/11/20 17:09	4.65	65.7	0.0100	5,590	0.129	528,554	52.86	38.79	525.73	0.44	18	1,422	86	665.4
3/11/20 17:10	4.67	63.8	0.0100	5,569	0.127	526,582	52.66	38.84	523.76	0.44	18	1,427	86	666.8
3/11/20 17:11	3.62	63.9	0.0100	5,552	0.131	524,965	52.50	36.70	523.89	0.45	19	1,387	83	668.2
3/11/20 17:12	3.86	63.2	0.0100	5,531	0.127	522,997	52.30	37.19	523.19	0.45	19	1,398	84	669.6
3/11/20 17:13	5.06	64.7	0.0100	5,611	0.127	530,492	53.05	39.63	524.69	0.43	18	1,439	87	671.1
3/11/20 17:14	5.09	64.9	0.0100	5,550	0.129	524,725	52.47	39.68	524.93	0.43	18	1,441	86	672.5
3/11/20 17:15	5.09	66.8	0.0100	5,455	0.127	515,810	51.58	39.68	526.80	0.43	18	1,441	85	673.9
3/11/20 17:16	5.09	64.6	0.0100	5,393	0.131	509,882	50.99	39.68	524.58	0.43	18	1,446	84	675.3
3/11/20 17:17	5.07	65.6	0.0100	5,385	0.132	509,177	50.92	39.65	525.57	0.43	18	1,445	84	676.7
3/11/20 17:18	5.06	68.4	0.0100	5,404	0.133	510,978	51.10	39.63	528.41	0.43	18	1,440	84	678.1
3/11/20 17:19	5.12	66.3	0.0100	5,544	0.134	524,159	52.42	39.75	526.33	0.43	18	1,441	86	679.6
3/11/20 17:20	3.50	66.6	0.0100	5,470	0.128	517,189	51.72	36.46	526.58	0.45	19	1,381	82	680.9
3/11/20 17:21	3.64	67.7	0.0100	5,466	0.134	516,840	51.68	36.74	527.70	0.45	19	1,385	82	682.3
3/11/20 17:22	4.09	67.0	0.0100	5,466	0.129	516,783	51.68	37.65	527.04	0.44	19	1,403	83	683.7

Emission Calculations

Client: Medline
Location: Waukegan, IL
Source: Inlet #1
Date: 3/11/2020

As: 0.6952 sqft
Cp: 0.84
Barometric: 29.32 in Hg
DF: 94.6

Clock Time	Static (PSI)	TC (Deg F)	Calculated SQRT DP (in H2O)	DIL EO (ppm vol wb)	Water (% vol)	EO (ppm vol wb)	EO (% vol wb)	Ps (in Hg)	Ts (deg R)	Vs (fps)	Qact (acfm)	Qstd (scfh)	EO Em (lb/hr)	EO Total (lbs)
3/11/20 17:23	5.07	67.1	0.0100	5,483	0.129	518,399	51.84	39.65	527.08	0.43	18	1,440	85	685.1
3/11/20 17:24	4.70	65.3	0.0100	5,442	0.128	514,582	51.46	38.90	525.27	0.44	18	1,430	84	686.5
3/11/20 17:25	4.68	66.7	0.0100	5,481	0.129	518,197	51.82	38.86	526.66	0.44	18	1,426	84	687.9
3/11/20 17:26	3.68	66.0	0.0100	5,513	0.133	521,243	52.12	36.81	525.99	0.45	19	1,388	83	689.3
3/11/20 17:27	4.64	65.1	0.0100	5,506	0.129	520,554	52.06	38.78	525.07	0.44	18	1,426	85	690.7
3/11/20 17:28	4.52	64.0	0.0100	5,500	0.130	520,042	52.00	38.53	523.98	0.44	18	1,423	85	692.1
3/11/20 17:29	3.44	64.1	0.0100	5,493	0.127	519,319	51.93	36.32	524.11	0.45	19	1,381	82	693.5
3/11/20 17:30	3.10	66.2	0.0100	5,479	0.129	518,015	51.80	35.64	526.24	0.46	19	1,366	81	694.8
3/11/20 17:31	4.64	65.5	0.0100	5,466	0.128	516,853	51.69	38.77	525.51	0.44	18	1,426	84	696.2
3/11/20 17:32	4.64	64.8	0.0100	5,448	0.133	515,151	51.52	38.77	524.78	0.44	18	1,428	84	697.6
3/11/20 17:33	4.61	65.5	0.0100	5,435	0.130	513,900	51.39	38.71	525.46	0.44	18	1,426	84	699.0
3/11/20 17:34	3.65	64.3	0.0100	5,423	0.129	512,770	51.28	36.75	524.30	0.45	19	1,391	82	700.4
3/11/20 17:35	4.56	63.3	0.0100	5,415	0.128	511,946	51.19	38.61	523.25	0.44	18	1,428	84	701.8
3/11/20 17:36	3.80	65.4	0.0100	5,402	0.132	510,760	51.08	37.05	525.36	0.45	19	1,396	82	703.1
3/11/20 17:37	4.58	66.0	0.0100	5,391	0.129	509,726	50.97	38.66	526.01	0.44	18	1,426	83	704.5
3/11/20 17:38	4.55	63.8	0.0100	5,378	0.129	508,518	50.85	38.59	523.76	0.44	18	1,428	83	705.9
3/11/20 17:39	4.57	64.4	0.0100	5,368	0.128	507,559	50.76	38.62	524.44	0.44	18	1,428	83	707.3
3/11/20 17:40	3.45	65.9	0.0100	5,358	0.128	506,638	50.66	36.34	525.86	0.45	19	1,383	80	708.6
3/11/20 17:41	3.53	63.1	0.0100	5,349	0.131	505,704	50.57	36.51	523.11	0.45	19	1,390	80	710.0
3/11/20 17:42	4.55	64.5	0.0100	5,342	0.132	505,132	50.51	38.59	524.45	0.44	18	1,428	82	711.3
3/11/20 17:43	4.53	63.3	0.0100	5,335	0.130	504,462	50.45	38.54	523.27	0.44	18	1,429	82	712.7
3/11/20 17:44	4.56	64.3	0.0100	5,329	0.127	503,839	50.38	38.61	524.30	0.44	18	1,429	82	714.1
3/11/20 17:45	4.51	65.4	0.0100	5,324	0.128	503,342	50.33	38.50	525.42	0.44	18	1,425	82	715.5
3/11/20 17:46	4.51	63.6	0.0100	5,316	0.129	502,624	50.26	38.50	523.55	0.44	18	1,428	82	716.8
3/11/20 17:47	4.54	63.9	0.0100	5,309	0.128	501,965	50.20	38.56	523.93	0.44	18	1,429	82	718.2
3/11/20 17:48	4.52	63.0	0.0100	5,301	0.122	501,194	50.12	38.54	522.96	0.44	18	1,430	82	719.6
3/11/20 17:49	3.70	63.6	0.0100	5,293	0.131	500,458	50.05	36.86	523.64	0.45	19	1,398	80	720.9
3/11/20 17:50	4.51	63.8	0.0100	5,283	0.129	499,461	49.95	38.51	523.75	0.44	18	1,429	82	722.3
3/11/20 17:51	4.48	64.2	0.0100	5,276	0.128	498,850	49.89	38.46	524.18	0.44	18	1,428	81	723.6
3/11/20 17:52	4.52	64.3	0.0100	5,273	0.127	498,580	49.86	38.54	524.32	0.44	18	1,429	81	725.0
3/11/20 17:53	4.14	64.5	0.0100	5,271	0.124	498,336	49.83	37.75	524.51	0.44	19	1,414	81	726.3
3/11/20 17:54	3.03	63.6	0.0100	5,261	0.119	497,412	49.74	35.50	523.57	0.46	19	1,373	78	727.6
3/11/20 17:55	4.51	63.6	0.0100	5,249	0.126	496,319	49.63	38.51	523.60	0.44	18	1,430	81	729.0
3/11/20 17:56	4.33	64.7	0.0100	5,247	0.124	496,057	49.61	38.13	524.70	0.44	18	1,422	81	730.3
3/11/20 17:57	3.58	63.0	0.0100	5,236	0.128	495,081	49.51	36.61	523.05	0.45	19	1,396	79	731.6
3/11/20 17:58	4.49	64.7	0.0100	5,228	0.124	494,307	49.43	38.47	524.66	0.44	18	1,429	81	733.0
3/11/20 17:59	3.81	65.5	0.0100	5,221	0.124	493,609	49.36	37.09	525.46	0.45	19	1,402	79	734.3
3/11/20 18:00	4.44	62.0	0.0100	5,212	0.124	492,780	49.28	38.36	521.96	0.44	18	1,431	81	735.6
3/11/20 18:01	4.47	65.8	0.0100	5,200	0.126	491,692	49.17	38.43	525.79	0.44	18	1,427	80	737.0
3/11/20 18:02	4.49	64.2	0.0100	5,191	0.130	490,820	49.08	38.47	524.16	0.44	18	1,431	80	738.3
3/11/20 18:03	4.44	62.7	0.0100	5,179	0.127	489,654	48.97	38.36	522.65	0.44	18	1,431	80	739.6
3/11/20 18:04	4.46	63.5	0.0100	5,169	0.127	488,739	48.87	38.42	523.52	0.44	18	1,431	80	741.0
3/11/20 18:05	3.93	63.6	0.0100	5,165	0.124	488,323	48.83	37.32	523.63	0.45	19	1,411	79	742.3
3/11/20 18:06	4.31	65.1	0.0100	5,159	0.126	487,808	48.78	38.09	525.12	0.44	19	1,423	79	743.6
3/11/20 18:07	4.47	65.1	0.0100	5,153	0.124	487,172	48.72	38.42	525.12	0.44	18	1,430	80	744.9
3/11/20 18:08	4.01	61.8	0.0100	5,146	0.125	486,533	48.65	37.48	521.78	0.45	19	1,417	79	746.3
3/11/20 18:09	4.14	61.5	0.0100	5,137	0.125	485,735	48.57	37.76	521.47	0.44	19	1,423	79	747.6
3/11/20 18:10	4.46	62.6	0.0100	5,127	0.124	484,781	48.48	38.40	522.64	0.44	18	1,433	79	748.9

Emission Calculations

Client: Medline
Location: Waukegan, IL
Source: Inlet #1
Date: 3/11/2020

As: 0.6952 sqft
Cp: 0.84
Barometric: 29.32 in Hg
DF: 94.6

Clock Time	Static (PSI)	TC (Deg F)	Calculated SQRT DP (in H2O)	DIL EO (ppm vol wb)	Water (% vol)	EO (ppm vol wb)	EO (% vol wb)	Ps (in Hg)	Ts (deg R)	Vs (fps)	Qact (acfm)	Qstd (scfh)	EO Em (lb/hr)	EO Total (lbs)
3/11/20 18:11	4.46	62.6	0.0100	5,118	0.122	483,883	48.39	38.41	522.60	0.44	18	1,434	79	750.2
3/11/20 18:12	4.42	60.8	0.0100	5,113	0.121	483,392	48.34	38.32	520.77	0.44	18	1,435	79	751.5
3/11/20 18:13	4.34	62.8	0.0100	5,100	0.126	482,251	48.23	38.17	522.84	0.44	18	1,430	79	752.9
3/11/20 18:14	3.04	67.0	0.0100	5,091	0.125	481,336	48.13	35.51	526.99	0.46	19	1,374	76	754.1
3/11/20 18:15	4.46	64.1	0.0100	5,082	0.123	480,476	48.05	38.41	524.06	0.44	18	1,433	79	755.4
3/11/20 18:16	4.24	62.3	0.0100	5,068	0.125	479,225	47.92	37.96	522.31	0.44	19	1,427	78	756.7
3/11/20 18:17	2.88	62.8	0.0100	5,060	0.124	478,433	47.84	35.19	522.75	0.46	19	1,374	75	758.0
3/11/20 18:18	4.43	62.5	0.0100	5,053	0.119	477,721	47.77	38.34	522.51	0.44	18	1,435	78	759.3
3/11/20 18:19	4.42	61.2	0.0100	5,041	0.121	476,611	47.66	38.33	521.22	0.44	18	1,437	78	760.6
3/11/20 18:20	4.42	61.9	0.0100	5,027	0.123	475,347	47.53	38.32	521.85	0.44	18	1,436	78	761.9
3/11/20 18:21	4.40	61.9	0.0100	5,019	0.122	474,557	47.46	38.28	521.92	0.44	18	1,435	78	763.2
3/11/20 18:22	4.41	62.2	0.0100	5,009	0.122	473,609	47.36	38.30	522.24	0.44	18	1,436	78	764.5
3/11/20 18:23	3.21	60.3	0.0100	5,001	0.125	472,882	47.29	35.86	520.29	0.46	19	1,392	75	765.7
3/11/20 18:24	4.39	63.2	0.0100	4,993	0.121	472,091	47.21	38.27	523.19	0.44	19	1,434	77	767.0
3/11/20 18:25	4.43	62.3	0.0100	4,983	0.123	471,155	47.12	38.34	522.32	0.44	18	1,437	77	768.3
3/11/20 18:26	3.55	61.4	0.0100	4,977	0.123	470,558	47.06	36.55	521.42	0.45	19	1,404	76	769.6
3/11/20 18:27	4.39	62.5	0.0100	4,964	0.124	469,338	46.93	38.27	522.50	0.44	19	1,436	77	770.9
3/11/20 18:28	3.19	64.8	0.0100	4,960	0.117	468,973	46.90	35.81	524.82	0.46	19	1,386	74	772.1
3/11/20 18:29	4.39	62.7	0.0100	4,956	0.118	468,614	46.86	38.26	522.69	0.44	19	1,436	77	773.4
	4.75	**67.8**	0.0100	**5,040**	**0.078**	**476,494.6**	**47.65**	**38.99**	**527.78**	**0.44**	**18**	**1,441**	**78.0**	**773.7**

Emission Calculations

Client: Medline
Location: Waukegan, IL
Source: Inlet #1
Date: 3/11/2020

As: 0.6952 sqft
Cp: 0.84
Barometric: 29.32 in Hg
DF: 94.6

Clock Time	Static (PSI)	TC (Deg F)	Calculated SQRT DP (in H2O)	DIL EO (ppm vol wb)	Water (% vol)	EO (ppm vol wb)	EO (% vol wb)	Ps (in Hg)	Ts (deg R)	Vs (fps)	Qact (acfm)	Qstd (scfh)	EO Em (lb/hr)	EO Total (lbs)
3/11/20 18:11	4.46	62.6	0.0100	5,118	0.122	483,883	48.39	38.41	522.60	0.44	18	1,434	79	750.2
3/11/20 18:12	4.42	60.8	0.0100	5,113	0.121	483,392	48.34	38.32	520.77	0.44	18	1,435	79	751.5
3/11/20 18:13	4.34	62.8	0.0100	5,100	0.126	482,251	48.23	38.17	522.84	0.44	18	1,430	79	752.9
3/11/20 18:14	3.04	67.0	0.0100	5,091	0.125	481,336	48.13	35.51	526.99	0.46	19	1,374	76	754.1
3/11/20 18:15	4.46	64.1	0.0100	5,082	0.123	480,476	48.05	38.41	524.06	0.44	18	1,433	79	755.4
3/11/20 18:16	4.24	62.3	0.0100	5,068	0.125	479,225	47.92	37.96	522.31	0.44	19	1,427	78	756.7
3/11/20 18:17	2.88	62.8	0.0100	5,060	0.124	478,433	47.84	35.19	522.75	0.46	19	1,374	75	758.0
3/11/20 18:18	4.43	62.5	0.0100	5,053	0.119	477,721	47.77	38.34	522.51	0.44	18	1,435	78	759.3
3/11/20 18:19	4.42	61.2	0.0100	5,041	0.121	476,611	47.66	38.33	521.22	0.44	18	1,437	78	760.6
3/11/20 18:20	4.42	61.9	0.0100	5,027	0.123	475,347	47.53	38.32	521.85	0.44	18	1,436	78	761.9
3/11/20 18:21	4.40	61.9	0.0100	5,019	0.122	474,557	47.46	38.28	521.92	0.44	18	1,435	78	763.2
3/11/20 18:22	4.41	62.2	0.0100	5,009	0.122	473,609	47.36	38.30	522.24	0.44	18	1,436	78	764.5
3/11/20 18:23	3.21	60.3	0.0100	5,001	0.125	472,882	47.29	35.86	520.29	0.46	19	1,392	75	765.7
3/11/20 18:24	4.39	63.2	0.0100	4,993	0.121	472,091	47.21	38.27	523.19	0.44	19	1,434	77	767.0
3/11/20 18:25	4.43	62.3	0.0100	4,983	0.123	471,155	47.12	38.34	522.32	0.44	18	1,437	77	768.3
3/11/20 18:26	3.55	61.4	0.0100	4,977	0.123	470,558	47.06	36.55	521.42	0.45	19	1,404	76	769.6
3/11/20 18:27	4.39	62.5	0.0100	4,964	0.124	469,338	46.93	38.27	522.50	0.44	19	1,436	77	770.9
3/11/20 18:28	3.19	64.8	0.0100	4,960	0.117	468,973	46.90	35.81	524.82	0.46	19	1,386	74	772.1
3/11/20 18:29	4.39	62.7	0.0100	4,956	0.118	468,614	46.86	38.26	522.69	0.44	19	1,436	77	773.4
	4.75	**67.8**	0.0100	**5,040**	**0.078**	**476,494.6**	**47.65**	**38.99**	**527.78**	**0.44**	**18**	**1,441**	**80.0**	**773.7**

Emission Calculations

Client: Medline
Location: Waukegan, IL
Source: Inlet #1
Date: 3/12/2020

As: 0.6952 sqft
Cp: 0.84
Barometric: 29.09 in Hg
DF: 94.6

Clock Time	Static (PSI)	TC (Deg F)	Calculated SQRT DP (in H2O)	DIL EO (ppm vol wb)	Water (% vol)	EO (ppm vol wb)	EO (% vol wb)	Ps (in Hg)	Ts (deg R)	Vs (fps)	Qact (acfm)	Qstd (scfh)	EO Em (lb/hr)	EO Total (lbs)
3/12/20 8:10	4.58	62.1	0.0092	3,362	0.121	317,898	31.79	38.42	522.11	0.42	18	1,376	50	0.8
3/12/20 8:11	4.94	59.5	0.0092	3,252	0.120	307,474	30.75	39.16	519.48	0.42	17	1,396	49	1.7
3/12/20 8:12	4.91	61.2	0.0092	3,401	0.123	321,577	32.16	39.10	521.18	0.42	17	1,388	51	2.5
3/12/20 8:13	4.95	60.8	0.0092	3,465	0.128	327,617	32.76	39.16	520.79	0.42	17	1,388	52	3.4
3/12/20 8:14	4.91	61.0	0.0092	3,487	0.129	329,689	32.97	39.10	521.04	0.42	17	1,386	52	4.2
3/12/20 8:15	4.97	60.9	0.0092	3,665	0.128	346,518	34.65	39.21	520.90	0.42	17	1,382	55	5.2
3/12/20 8:16	4.93	61.8	0.0092	5,136	0.089	485,645	48.56	39.13	521.77	0.40	17	1,336	74	6.4
3/12/20 8:17	3.97	61.2	0.0092	7,374	0.099	697,226	69.72	37.18	521.17	0.40	16	1,245	99	8.0
3/12/20 8:18	4.15	59.1	0.0092	7,658	0.099	724,038	72.40	37.55	519.05	0.39	16	1,247	103	9.8
3/12/20 8:19	4.95	60.4	0.0092	7,966	0.101	753,203	75.32	39.18	520.44	0.38	16	1,265	109	11.6
3/12/20 8:20	4.83	57.7	0.0092	8,654	0.090	818,224	81.82	38.93	517.65	0.38	16	1,248	117	13.5
3/12/20 8:21	3.53	58.9	0.0092	9,070	0.095	857,545	85.75	36.28	518.89	0.39	16	1,194	117	15.5
3/12/20 8:22	4.80	58.7	0.0092	8,004	0.059	756,815	75.68	38.87	518.68	0.38	16	1,261	109	17.3
3/12/20 8:23	4.94	56.5	0.0092	5,187	0.040	490,419	49.04	39.16	516.49	0.40	17	1,342	75	18.5
3/12/20 8:24	3.39	60.0	0.0092	4,318	0.049	408,267	40.83	36.00	520.00	0.43	18	1,306	61	19.6
3/12/20 8:25	4.92	58.2	0.0092	3,842	0.077	363,245	36.32	39.12	518.17	0.41	17	1,379	57	20.5
3/12/20 8:26	4.92	58.9	0.0092	3,669	0.084	346,880	34.69	39.12	518.87	0.42	17	1,383	55	21.4
3/12/20 8:27	5.01	57.9	0.0092	3,634	0.084	343,596	34.36	39.29	517.90	0.41	17	1,388	55	22.3
3/12/20 8:28	4.97	59.0	0.0092	3,842	0.095	363,239	36.32	39.22	519.04	0.41	17	1,379	57	23.3
3/12/20 8:29	3.34	59.8	0.0092	3,780	0.099	357,426	35.74	35.89	519.81	0.43	18	1,320	54	24.2
3/12/20 8:30	3.56	62.6	0.0092	3,749	0.099	354,509	35.45	36.35	522.61	0.43	18	1,326	54	25.1
3/12/20 8:31	4.50	63.0	0.0092	3,733	0.101	352,964	35.30	38.25	523.02	0.42	18	1,360	55	26.0
3/12/20 8:32	4.95	61.1	0.0092	3,711	0.095	350,829	35.08	39.17	521.10	0.42	17	1,380	55	26.9
3/12/20 8:33	4.26	60.7	0.0092	3,704	0.094	350,172	35.02	37.78	520.71	0.42	18	1,356	54	27.8
3/12/20 8:34	4.99	58.9	0.0092	3,904	0.098	369,146	36.91	39.26	518.87	0.41	17	1,378	58	28.8
3/12/20 8:35	4.89	59.9	0.0092	5,081	0.065	480,366	48.04	39.06	519.89	0.40	17	1,339	74	30.0
3/12/20 8:36	4.95	58.9	0.0092	6,067	0.078	573,597	57.36	39.18	518.92	0.39	16	1,315	86	31.5
3/12/20 8:37	3.78	61.4	0.0092	6,705	0.079	633,983	63.40	36.79	521.40	0.40	17	1,255	91	33.0
3/12/20 8:38	4.43	62.1	0.0092	7,243	0.071	684,867	68.49	38.11	522.15	0.39	16	1,263	99	34.6
3/12/20 8:39	4.79	62.5	0.0092	7,776	0.072	735,176	73.52	38.85	522.54	0.38	16	1,261	106	36.4
3/12/20 8:40	3.35	61.8	0.0092	8,203	0.060	775,579	77.56	35.92	521.79	0.40	17	1,204	107	38.2
3/12/20 8:41	3.86	61.7	0.0092	8,588	0.065	812,025	81.20	36.95	521.67	0.39	16	1,212	113	40.1
3/12/20 8:42	4.90	62.8	0.0092	8,878	0.059	839,459	83.95	39.07	522.81	0.38	16	1,239	119	42.0
3/12/20 8:43	4.95	59.8	0.0092	8,142	0.068	769,830	76.98	39.18	519.75	0.38	16	1,261	111	43.9
3/12/20 8:44	4.98	59.8	0.0092	7,509	0.078	709,960	71.00	39.23	519.83	0.38	16	1,277	104	45.6
3/12/20 8:45	5.02	61.0	0.0092	7,154	0.071	676,394	67.64	39.32	520.96	0.39	16	1,286	99	47.3
3/12/20 8:46	3.96	62.8	0.0092	6,921	0.079	654,399	65.44	37.15	522.75	0.40	17	1,254	94	48.8
3/12/20 8:47	4.94	61.2	0.0092	6,464	0.083	611,138	61.11	39.16	521.19	0.39	16	1,301	91	50.4
3/12/20 8:48	4.96	62.8	0.0092	5,943	0.087	561,911	56.19	39.19	522.79	0.40	17	1,313	84	51.8
3/12/20 8:49	4.93	62.2	0.0092	5,448	0.061	515,149	51.51	39.14	522.18	0.40	17	1,327	78	53.1
3/12/20 8:50	3.54	62.3	0.0092	5,142	0.068	486,147	48.61	36.31	522.31	0.42	17	1,286	71	54.3
3/12/20 8:51	4.04	59.9	0.0092	4,965	0.070	469,434	46.94	37.31	519.91	0.41	17	1,312	70	55.4
3/12/20 8:52	4.99	61.1	0.0092	4,882	0.072	461,576	46.16	39.26	521.08	0.40	17	1,346	71	56.6
3/12/20 8:53	4.98	59.1	0.0092	4,881	0.072	461,529	46.15	39.24	519.07	0.40	17	1,348	71	57.8
3/12/20 8:54	4.97	59.1	0.0092	5,574	0.090	527,015	52.70	39.22	519.06	0.40	17	1,329	80	59.1
3/12/20 8:55	5.01	61.4	0.0092	6,379	0.089	603,117	60.31	39.29	521.36	0.39	16	1,305	90	60.6
3/12/20 8:56	5.01	60.3	0.0092	6,622	0.089	626,112	62.61	39.29	520.34	0.39	16	1,300	93	62.2
3/12/20 8:57	3.62	60.1	0.0092	6,822	0.085	645,019	64.50	36.47	520.11	0.40	17	1,248	92	63.7

Emission Calculations

Client: Medline
Location: Waukegan, IL
Source: Inlet #1
Date: 3/12/2020

As: 0.6952 sqft
Cp: 0.84
Barometric: 29.09 in Hg
DF: 94.6

Clock Time	Static (PSI)	TC (Deg F)	Calculated SQRT DP (in H2O)	DIL EO (ppm vol wb)	Water (% vol)	EO (ppm vol wb)	EO (% vol wb)	Ps (in Hg)	Ts (deg R)	Vs (fps)	Qact (acfm)	Qstd (scfh)	EO Em (lb/hr)	EO Total (lbs)
3/12/20 8:58	4.92	62.5	0.0092	6,805	0.056	643,376	64.34	39.11	522.49	0.39	16	1,290	95	65.3
3/12/20 8:59	5.03	62.7	0.0092	7,041	0.084	665,724	66.57	39.35	522.68	0.39	16	1,287	98	66.9
3/12/20 9:00	4.78	62.6	0.0092	7,526	0.083	711,560	71.16	38.83	522.60	0.39	16	1,267	103	68.6
3/12/20 9:01	4.97	63.6	0.0092	7,842	0.078	741,448	74.14	39.22	523.55	0.38	16	1,265	107	70.4
3/12/20 9:02	4.97	62.8	0.0092	8,056	0.076	761,708	76.17	39.21	522.76	0.38	16	1,260	110	72.3
3/12/20 9:03	3.40	62.3	0.0092	8,281	0.071	782,928	78.29	36.02	522.29	0.40	16	1,203	108	74.1
3/12/20 9:04	5.03	62.2	0.0092	8,483	0.076	802,073	80.21	39.35	522.24	0.38	16	1,253	115	76.0
3/12/20 9:05	5.02	63.7	0.0092	8,016	0.076	757,876	75.79	39.31	523.66	0.38	16	1,262	109	77.8
3/12/20 9:06	5.01	62.5	0.0092	7,498	0.083	708,963	70.90	39.30	522.50	0.38	16	1,276	103	79.5
3/12/20 9:07	4.26	64.0	0.0092	7,334	0.078	693,392	69.34	37.77	523.97	0.39	16	1,253	99	81.2
3/12/20 9:08	5.03	61.1	0.0092	7,220	0.085	682,687	68.27	39.33	521.11	0.39	16	1,285	100	82.8
3/12/20 9:09	4.97	62.6	0.0092	7,127	0.087	673,888	67.39	39.22	522.56	0.39	16	1,283	99	84.5
3/12/20 9:10	5.04	63.1	0.0092	6,843	0.085	647,043	64.70	39.36	523.14	0.39	16	1,292	96	86.1
3/12/20 9:11	5.05	63.6	0.0092	6,546	0.087	618,917	61.89	39.38	523.64	0.39	16	1,300	92	87.6
3/12/20 9:12	5.04	64.7	0.0092	6,351	0.090	600,503	60.05	39.36	524.75	0.39	16	1,303	89	89.1
3/12/20 9:13	4.97	62.4	0.0092	6,103	0.094	577,001	57.70	39.22	522.42	0.40	16	1,310	86	90.6
3/12/20 9:14	4.67	65.0	0.0092	5,667	0.097	535,791	53.58	38.60	524.96	0.40	17	1,308	80	91.9
3/12/20 9:15	4.99	64.8	0.0092	5,461	0.073	516,352	51.64	39.26	524.80	0.40	17	1,325	78	93.2
3/12/20 9:16	4.96	62.5	0.0092	5,789	0.094	547,345	54.73	39.20	522.46	0.40	17	1,318	82	94.6
3/12/20 9:17	4.95	64.7	0.0092	6,069	0.094	573,808	57.38	39.17	524.71	0.40	17	1,307	86	96.0
3/12/20 9:18	5.03	64.3	0.0092	6,096	0.095	576,385	57.64	39.33	524.28	0.40	16	1,310	86	97.4
3/12/20 9:19	5.03	66.0	0.0092	6,103	0.093	577,026	57.70	39.34	526.01	0.40	17	1,308	86	98.9
3/12/20 9:20	4.16	66.7	0.0092	6,227	0.096	588,808	58.88	37.56	526.74	0.40	17	1,274	86	100.3
3/12/20 9:21	3.57	66.2	0.0092	7,050	0.090	666,561	66.66	36.36	526.18	0.40	17	1,233	94	101.9
3/12/20 9:22	4.99	63.1	0.0092	7,757	0.086	733,407	73.34	39.26	523.14	0.38	16	1,268	106	103.6
3/12/20 9:23	5.01	64.3	0.0092	8,129	0.077	768,582	76.86	39.29	524.27	0.38	16	1,258	111	105.5
3/12/20 9:24	5.04	64.2	0.0092	8,399	0.075	794,082	79.41	39.36	524.24	0.38	16	1,253	114	107.4
3/12/20 9:25	5.04	63.8	0.0092	8,884	0.082	840,001	84.00	39.35	523.79	0.37	16	1,242	119	109.4
3/12/20 9:26	5.08	64.7	0.0092	9,207	0.075	870,510	87.05	39.43	524.75	0.37	16	1,235	123	111.4
3/12/20 9:27	5.01	67.7	0.0092	9,313	0.079	880,517	88.05	39.30	527.68	0.37	16	1,227	124	113.5
3/12/20 9:28	5.00	67.2	0.0092	9,337	0.081	882,802	88.28	39.27	527.22	0.37	16	1,227	124	115.5
3/12/20 9:29	5.07	65.8	0.0092	8,815	0.072	833,428	83.34	39.43	525.80	0.38	16	1,242	118	117.5
3/12/20 9:30	5.02	68.6	0.0092	7,834	0.085	740,694	74.07	39.31	528.56	0.38	16	1,260	107	119.3
3/12/20 9:31	5.00	66.4	0.0092	7,366	0.090	696,477	69.65	39.28	526.43	0.39	16	1,274	101	121.0
3/12/20 9:32	5.04	67.0	0.0092	7,334	0.090	693,399	69.34	39.36	526.99	0.39	16	1,275	101	122.7
3/12/20 9:33	5.03	66.9	0.0092	7,637	0.087	722,064	72.21	39.35	526.87	0.38	16	1,268	105	124.4
3/12/20 9:34	5.05	65.6	0.0092	7,828	0.081	740,097	74.01	39.38	525.58	0.38	16	1,265	107	126.2
3/12/20 9:35	5.00	65.4	0.0092	8,049	0.088	761,028	76.10	39.27	525.45	0.38	16	1,258	109	128.0
3/12/20 9:36	4.86	66.0	0.0092	8,131	0.082	768,762	76.88	39.00	526.02	0.38	16	1,251	110	129.8
3/12/20 9:37	5.04	66.9	0.0092	8,160	0.082	771,505	77.15	39.36	526.93	0.38	16	1,255	111	131.7
3/12/20 9:38	5.02	67.7	0.0092	7,858	0.086	742,978	74.30	39.32	527.73	0.38	16	1,261	107	133.5
3/12/20 9:39	4.97	65.8	0.0092	7,487	0.088	707,931	70.79	39.22	525.79	0.39	16	1,271	103	135.2
3/12/20 9:40	5.00	69.1	0.0092	7,334	0.094	693,441	69.34	39.27	529.13	0.39	16	1,271	101	136.9
3/12/20 9:41	4.35	67.1	0.0092	7,755	0.091	733,260	73.33	37.95	527.14	0.39	16	1,242	104	138.6
3/12/20 9:42	5.02	67.6	0.0092	8,099	0.086	765,798	76.58	39.32	527.56	0.38	16	1,255	110	140.4
3/12/20 9:43	4.97	69.2	0.0092	8,123	0.082	768,062	76.81	39.21	529.19	0.38	16	1,251	110	142.3
3/12/20 9:44	5.00	65.7	0.0092	7,955	0.086	752,133	75.21	39.28	525.72	0.38	16	1,260	108	144.1
3/12/20 9:45	3.52	64.9	0.0092	7,960	0.091	752,592	75.26	36.25	524.87	0.40	17	1,212	104	145.8

Emission Calculations

Client: Medline
Location: Waukegan, IL
Source: Inlet #1
Date: 3/12/2020

As: 0.6952 sqft
Cp: 0.84
Barometric: 29.09 in Hg
DF: 94.6

Clock Time	Static (PSI)	TC (Deg F)	Calculated SQRT DP (in H2O)	DIL EO (ppm vol wb)	Water (% vol)	EO (ppm vol wb)	EO (% vol wb)	Ps (in Hg)	Ts (deg R)	Vs (fps)	Qact (acfm)	Qstd (scfh)	EO Em (lb/hr)	EO Total (lbs)
3/12/20 9:46	4.96	64.7	0.0092	8,025	0.087	758,786	75.88	39.20	524.70	0.38	16	1,259	109	147.6
3/12/20 9:47	4.99	64.1	0.0092	8,173	0.087	772,795	77.28	39.25	524.06	0.38	16	1,257	111	149.5
3/12/20 9:48	4.97	65.7	0.0092	8,229	0.081	778,055	77.81	39.22	525.65	0.38	16	1,253	111	151.3
3/12/20 9:49	5.02	65.0	0.0092	8,161	0.088	771,626	77.16	39.31	524.99	0.38	16	1,257	111	153.2
3/12/20 9:50	5.04	61.1	0.0092	8,104	0.085	766,236	76.62	39.35	521.09	0.38	16	1,263	111	155.0
3/12/20 9:51	5.03	64.2	0.0092	7,844	0.088	741,631	74.16	39.33	524.23	0.38	16	1,266	107	156.8
3/12/20 9:52	3.43	63.1	0.0092	7,264	0.094	686,767	68.68	36.08	523.14	0.40	17	1,227	96	158.4
3/12/20 9:53	5.03	65.0	0.0092	6,957	0.093	657,757	65.78	39.35	525.03	0.39	16	1,287	97	160.0
3/12/20 9:54	5.07	64.6	0.0092	6,742	0.067	637,502	63.75	39.41	524.62	0.39	16	1,294	94	161.6
3/12/20 9:55	4.76	66.1	0.0092	6,515	0.071	616,020	61.60	38.78	526.10	0.40	16	1,287	91	163.1
3/12/20 9:56	5.03	65.3	0.0092	6,376	0.098	602,827	60.28	39.33	525.33	0.39	16	1,301	90	164.6
3/12/20 9:57	5.05	63.5	0.0092	6,288	0.068	594,577	59.46	39.38	523.49	0.39	16	1,306	89	166.1
3/12/20 9:58	4.35	66.3	0.0092	6,131	0.102	579,725	57.97	37.96	526.26	0.40	17	1,283	85	167.5
3/12/20 9:59	5.10	67.0	0.0092	6,027	0.102	569,889	56.99	39.48	526.99	0.40	17	1,311	85	168.9
3/12/20 10:00	5.08	65.0	0.0092	6,064	0.101	573,353	57.34	39.44	524.99	0.40	16	1,312	86	170.4
3/12/20 10:01	5.04	66.1	0.0092	6,112	0.106	577,896	57.79	39.35	526.15	0.40	17	1,307	86	171.8
3/12/20 10:02	3.49	67.4	0.0092	6,263	0.098	592,154	59.22	36.20	527.44	0.41	17	1,249	85	173.2
3/12/20 10:03	5.10	67.6	0.0092	6,661	0.096	629,793	62.98	39.49	527.55	0.39	16	1,294	93	174.8
3/12/20 10:04	5.01	65.1	0.0092	6,994	0.070	661,299	66.13	39.29	525.09	0.39	16	1,285	97	176.4
3/12/20 10:05	4.89	66.3	0.0092	7,320	0.098	692,093	69.21	39.06	526.28	0.39	16	1,271	101	178.1
3/12/20 10:06	4.94	65.4	0.0092	7,408	0.093	700,387	70.04	39.16	525.35	0.39	16	1,272	102	179.8
3/12/20 10:07	5.00	63.9	0.0092	8,707	0.086	823,242	82.32	39.28	523.86	0.38	16	1,245	117	181.7
3/12/20 10:08	4.90	64.5	0.0092	10,443	0.082	987,390	98.74	39.07	524.51	0.37	15	1,203	136	184.0
3/12/20 10:09	4.91	66.2	0.0092	11,312	0.078	1,069,555	106.96	39.09	526.21	0.36	15	1,184	145	186.4
3/12/20 10:10	4.91	65.7	0.0092	11,814	0.085	1,116,993	111.70	39.10	525.72	0.36	15	1,174	150	188.9
3/12/20 10:11	4.96	65.0	0.0092	12,502	0.078	1,182,077	118.21	39.20	524.96	0.35	15	1,164	157	191.5
3/12/20 10:12	4.60	63.5	0.0092	12,965	0.072	1,225,827	122.58	38.47	523.49	0.35	15	1,146	161	194.2
3/12/20 10:13	4.96	64.9	0.0092	13,200	0.065	1,248,025	124.80	39.20	524.88	0.35	15	1,151	164	196.9
3/12/20 10:14	4.06	61.9	0.0092	13,703	0.114	1,295,653	129.57	37.37	521.90	0.35	15	1,118	166	199.7
3/12/20 10:15	4.92	64.2	0.0092	13,262	0.114	1,253,922	125.39	39.12	524.18	0.35	15	1,149	165	202.4
3/12/20 10:16	4.96	64.4	0.0092	10,619	0.090	1,004,017	100.40	39.19	524.35	0.36	15	1,201	138	204.7
3/12/20 10:17	3.81	69.1	0.0092	8,842	0.088	836,021	83.60	36.84	529.11	0.39	16	1,197	114	206.6
3/12/20 10:18	4.96	68.6	0.0092	8,005	0.102	756,837	75.68	39.19	528.62	0.38	16	1,254	109	208.5
3/12/20 10:19	4.97	70.2	0.0092	7,647	0.100	723,010	72.30	39.21	530.25	0.39	16	1,261	104	210.2
3/12/20 10:20	3.45	71.3	0.0092	7,454	0.103	704,741	70.47	36.12	531.35	0.40	17	1,214	98	211.8
3/12/20 10:21	3.96	69.8	0.0092	7,339	0.106	693,876	69.39	37.15	529.75	0.40	17	1,235	98	213.5
3/12/20 10:22	5.01	72.4	0.0092	7,723	0.097	730,212	73.02	39.30	532.43	0.39	16	1,258	105	215.2
3/12/20 10:23	4.95	71.0	0.0092	7,978	0.097	754,365	75.44	39.18	531.00	0.38	16	1,252	108	217.0
3/12/20 10:24	4.92	68.9	0.0092	7,892	0.098	746,170	74.62	39.12	528.93	0.38	16	1,255	107	218.8
3/12/20 10:25	5.01	70.4	0.0092	7,736	0.097	731,403	73.14	39.29	530.41	0.39	16	1,260	105	220.5
3/12/20 10:26	4.99	68.3	0.0092	8,139	0.097	769,588	76.96	39.25	528.29	0.38	16	1,252	110	222.4
3/12/20 10:27	4.95	66.0	0.0092	9,135	0.099	863,681	86.37	39.17	526.04	0.37	16	1,231	122	224.4
3/12/20 10:28	4.89	65.3	0.0092	9,136	0.094	863,806	86.38	39.06	525.33	0.37	16	1,230	121	226.4
3/12/20 10:29	3.74	66.7	0.0092	9,167	0.093	866,783	86.68	36.71	526.66	0.39	16	1,190	118	228.4
3/12/20 10:30	4.95	65.4	0.0092	9,267	0.094	876,193	87.62	39.17	525.42	0.37	16	1,229	123	230.5
3/12/20 10:31	4.90	64.2	0.0092	9,367	0.094	885,662	88.57	39.07	524.21	0.37	16	1,226	124	232.5
3/12/20 10:32	4.96	65.6	0.0092	9,490	0.098	897,272	89.73	39.19	525.62	0.37	16	1,224	126	234.6
3/12/20 10:33	3.71	62.8	0.0092	9,686	0.097	915,793	91.58	36.64	522.78	0.38	16	1,183	124	236.7

Emission Calculations

Client: Medline
Location: Waukegan, IL
Source: Inlet #1
Date: 3/12/2020

As: 0.6952 sqft
Cp: 0.84
Barometric: 29.09 in Hg
DF: 94.6

Clock Time	Static (PSI)	TC (Deg F)	Calculated SQRT DP (in H2O)	DIL EO (ppm vol wb)	Water (% vol)	EO (ppm vol wb)	EO (% vol wb)	Ps (in Hg)	Ts (deg R)	Vs (fps)	Qact (acfm)	Qstd (scfh)	EO Em (lb/hr)	EO Total (lbs)
3/12/20 10:34	4.87	64.9	0.0092	9,859	0.095	932,165	93.22	39.01	524.90	0.37	15	1,214	129	238.8
3/12/20 10:35	4.47	68.7	0.0092	9,886	0.094	934,712	93.47	38.20	528.68	0.37	16	1,196	128	241.0
3/12/20 10:36	4.97	70.4	0.0092	9,371	0.087	885,984	88.60	39.22	530.41	0.37	16	1,221	124	243.0
3/12/20 10:37	5.00	72.3	0.0092	9,060	0.090	856,661	85.67	39.27	532.33	0.38	16	1,227	120	245.0
3/12/20 10:38	4.84	69.7	0.0092	7,709	0.095	728,853	72.89	38.95	529.68	0.39	16	1,256	105	246.8
3/12/20 10:39	3.67	72.1	0.0092	6,921	0.069	654,346	65.43	36.56	532.06	0.41	17	1,233	92	248.3
3/12/20 10:40	4.95	69.1	0.0092	6,512	0.072	615,699	61.57	39.17	529.07	0.39	16	1,290	91	249.8
3/12/20 10:41	4.95	70.9	0.0092	6,365	0.075	601,777	60.18	39.18	530.90	0.40	17	1,292	89	251.3
3/12/20 10:42	4.62	72.3	0.0092	6,259	0.102	591,777	59.18	38.50	532.25	0.40	17	1,282	87	252.8
3/12/20 10:43	3.40	73.2	0.0092	6,190	0.108	585,265	58.53	36.01	533.16	0.42	17	1,241	83	254.1
3/12/20 10:44	5.03	71.2	0.0092	6,263	0.105	592,137	59.21	39.33	531.16	0.40	17	1,297	88	255.6
3/12/20 10:45	4.99	68.9	0.0092	6,467	0.072	611,475	61.15	39.26	528.86	0.39	16	1,293	90	257.1
3/12/20 10:46	4.91	69.7	0.0092	6,406	0.078	605,709	60.57	39.10	529.67	0.40	17	1,291	89	258.6
3/12/20 10:47	4.96	70.5	0.0092	6,309	0.075	596,557	59.66	39.20	530.53	0.40	17	1,294	88	260.1
3/12/20 10:48	4.82	65.6	0.0092	6,503	0.076	614,894	61.49	38.90	525.62	0.39	16	1,290	91	261.6
3/12/20 10:49	4.96	68.3	0.0092	6,923	0.070	654,544	65.45	39.20	528.32	0.39	16	1,281	96	263.2
3/12/20 10:50	4.93	66.0	0.0092	6,958	0.074	657,846	65.78	39.12	525.97	0.39	16	1,282	96	264.8
3/12/20 10:51	3.87	65.5	0.0092	6,928	0.068	655,065	65.51	36.97	525.54	0.40	17	1,247	93	266.3
3/12/20 10:52	4.97	67.6	0.0092	6,956	0.076	657,652	65.77	39.22	527.63	0.39	16	1,282	96	268.0
3/12/20 10:53	5.00	65.4	0.0092	7,020	0.106	663,729	66.37	39.28	525.37	0.39	16	1,284	97	269.6
3/12/20 10:54	3.43	65.1	0.0092	7,061	0.100	667,618	66.76	36.07	525.08	0.41	17	1,229	94	271.1
3/12/20 10:55	4.88	62.9	0.0092	7,128	0.101	673,909	67.39	39.03	522.86	0.39	16	1,280	99	272.8
3/12/20 10:56	4.91	65.8	0.0092	7,351	0.098	695,066	69.51	39.08	525.81	0.39	16	1,272	101	274.5
3/12/20 10:57	4.95	69.4	0.0092	8,345	0.093	789,027	78.90	39.18	529.40	0.38	16	1,245	112	276.3
3/12/20 10:58	4.93	69.4	0.0092	9,337	0.090	882,834	88.28	39.14	529.44	0.37	16	1,222	123	278.4
3/12/20 10:59	4.95	72.2	0.0092	9,962	0.091	941,939	94.19	39.18	532.22	0.37	15	1,206	130	280.6
3/12/20 11:00	5.00	69.2	0.0092	10,499	0.085	992,637	99.26	39.27	529.16	0.37	15	1,200	136	282.8
3/12/20 11:01	5.03	68.5	0.0092	12,865	0.071	1,216,432	121.64	39.34	528.45	0.35	15	1,155	161	285.5
3/12/20 11:02	5.01	67.8	0.0092	13,949	0.060	1,318,908	131.89	39.29	527.84	0.35	14	1,136	171	288.4
3/12/20 11:03	5.02	73.6	0.0092	14,893	0.056	1,408,119	140.81	39.32	533.56	0.34	14	1,114	179	291.3
3/12/20 11:04	4.99	72.1	0.0092	15,457	0.046	1,461,492	146.15	39.26	532.07	0.34	14	1,105	185	294.4
3/12/20 11:05	3.59	73.7	0.0092	15,637	0.102	1,478,468	147.85	36.39	533.72	0.35	15	1,060	179	297.4
3/12/20 11:06	5.01	72.1	0.0092	13,210	0.114	1,248,977	124.90	39.29	532.12	0.35	15	1,144	163	300.1
3/12/20 11:07	4.00	74.1	0.0092	10,111	0.087	955,965	95.60	37.25	534.05	0.38	16	1,171	128	302.3
3/12/20 11:08	4.27	74.0	0.0092	8,649	0.084	817,770	81.78	37.78	533.99	0.39	16	1,211	113	304.2
3/12/20 11:09	4.65	73.8	0.0092	7,879	0.096	745,005	74.50	38.56	533.81	0.39	16	1,241	106	305.9
3/12/20 11:10	5.04	74.0	0.0092	7,529	0.095	711,832	71.18	39.35	533.97	0.39	16	1,262	103	307.6
3/12/20 11:11	4.88	70.7	0.0092	7,458	0.102	705,188	70.52	39.04	530.72	0.39	16	1,262	102	309.3
3/12/20 11:12	4.93	70.4	0.0092	7,362	0.097	696,060	69.61	39.14	530.35	0.39	16	1,267	101	311.0
3/12/20 11:13	4.98	67.8	0.0092	7,244	0.099	684,878	68.49	39.23	527.83	0.39	16	1,274	100	312.7
3/12/20 11:14	4.96	67.9	0.0092	7,160	0.068	676,962	67.70	39.19	527.91	0.39	16	1,275	99	314.3
3/12/20 11:15	4.95	67.4	0.0092	7,225	0.102	683,115	68.31	39.17	527.37	0.39	16	1,274	100	316.0
3/12/20 11:16	4.76	67.5	0.0092	7,730	0.097	730,845	73.08	38.80	527.45	0.39	16	1,256	105	317.7
3/12/20 11:17	4.93	64.8	0.0092	7,792	0.101	736,721	73.67	39.13	524.83	0.38	16	1,263	106	319.5
3/12/20 11:18	4.94	67.6	0.0092	7,887	0.097	745,752	74.58	39.15	527.57	0.38	16	1,258	107	321.3
3/12/20 11:19	5.01	69.4	0.0092	8,014	0.097	757,688	75.77	39.30	529.41	0.38	16	1,255	109	323.1
3/12/20 11:20	4.94	69.9	0.0092	8,235	0.093	778,608	77.86	39.16	529.95	0.38	16	1,247	111	324.9
3/12/20 11:21	3.46	75.1	0.0092	8,396	0.087	793,859	79.39	36.13	535.10	0.40	17	1,188	108	326.7

Emission Calculations

Client: Medline
Location: Waukegan, IL
Source: Inlet #1
Date: 3/12/2020

As: 0.6952 sqft
Cp: 0.84
Barometric: 29.09 in Hg
DF: 94.6

Clock Time	Static (PSI)	TC (Deg F)	Calculated SQRT DP (in H2O)	DIL EO (ppm vol wb)	Water (% vol)	EO (ppm vol wb)	EO (% vol wb)	Ps (in Hg)	Ts (deg R)	Vs (fps)	Qact (acfm)	Qstd (scfh)	EO Em (lb/hr)	EO Total (lbs)
3/12/20 11:22	4.25	71.5	0.0092	8,507	0.087	804,311	80.43	37.75	531.53	0.39	16	1,216	112	328.6
3/12/20 11:23	5.05	74.9	0.0092	9,220	0.090	871,739	87.17	39.37	534.94	0.38	16	1,222	122	330.6
3/12/20 11:24	5.03	70.5	0.0092	9,756	0.080	922,388	92.24	39.33	530.46	0.37	15	1,215	128	332.8
3/12/20 11:25	5.02	72.9	0.0092	10,278	0.084	971,829	97.18	39.31	532.85	0.37	15	1,201	133	335.0
3/12/20 11:26	4.98	75.2	0.0092	9,875	0.081	933,711	93.37	39.24	535.17	0.37	16	1,205	129	337.1
3/12/20 11:27	5.04	76.1	0.0092	8,820	0.054	833,915	83.39	39.36	536.12	0.38	16	1,229	117	339.1
3/12/20 11:28	5.01	73.1	0.0092	8,744	0.059	826,755	82.68	39.30	533.06	0.38	16	1,234	117	341.0
3/12/20 11:29	4.58	75.9	0.0092	7,728	0.068	730,719	73.07	38.42	535.90	0.39	16	1,240	104	342.8
3/12/20 11:30	5.07	74.1	0.0092	6,684	0.047	631,991	63.20	39.41	534.11	0.39	16	1,284	93	344.3
3/12/20 11:31	4.18	74.8	0.0092	6,061	0.083	573,033	57.30	37.60	534.85	0.41	17	1,269	83	345.7
3/12/20 11:32	5.03	77.0	0.0092	5,706	0.059	539,507	53.95	39.34	537.05	0.40	17	1,305	80	347.0
3/12/20 11:33	4.74	72.2	0.0092	5,540	0.060	523,809	52.38	38.75	532.22	0.41	17	1,305	78	348.3
3/12/20 11:34	4.96	70.8	0.0092	5,458	0.059	516,018	51.60	39.20	530.77	0.40	17	1,317	78	349.6
3/12/20 11:35	5.00	71.6	0.0092	5,414	0.060	511,915	51.19	39.28	531.64	0.40	17	1,318	77	350.9
3/12/20 11:36	4.92	69.5	0.0092	5,352	0.064	506,021	50.60	39.12	529.50	0.40	17	1,320	76	352.2
3/12/20 11:37	3.66	67.3	0.0092	5,273	0.062	498,574	49.86	36.55	527.31	0.42	17	1,281	73	353.4
3/12/20 11:38	4.90	68.5	0.0092	5,256	0.057	496,958	49.70	39.06	528.49	0.41	17	1,323	75	354.7
3/12/20 11:39	4.90	65.6	0.0092	5,431	0.059	513,525	51.35	39.07	525.64	0.40	17	1,322	78	356.0
3/12/20 11:40	4.00	69.0	0.0092	5,465	0.061	516,717	51.67	37.24	529.00	0.41	17	1,285	76	357.2
3/12/20 11:41	4.50	71.4	0.0092	5,452	0.059	515,513	51.55	38.25	531.42	0.41	17	1,300	77	358.5
3/12/20 11:42	4.67	73.9	0.0092	5,474	0.057	517,561	51.76	38.60	533.87	0.41	17	1,302	77	359.8
3/12/20 11:43	4.96	73.1	0.0092	5,541	0.060	523,944	52.39	39.20	533.07	0.40	17	1,311	79	361.1
3/12/20 11:44	3.92	72.8	0.0092	5,951	0.051	562,672	56.27	37.08	532.78	0.41	17	1,265	81	362.4
3/12/20 11:45	4.99	74.3	0.0092	6,600	0.081	624,069	62.41	39.26	534.34	0.40	16	1,283	92	364.0
3/12/20 11:46	5.08	74.8	0.0092	6,846	0.044	647,245	64.72	39.44	534.81	0.39	16	1,279	95	365.5
3/12/20 11:47	4.98	74.9	0.0092	7,059	0.046	667,399	66.74	39.23	534.87	0.39	16	1,270	97	367.2
3/12/20 11:48	5.06	76.3	0.0092	7,445	0.071	703,960	70.40	39.40	536.31	0.39	16	1,262	102	368.9
3/12/20 11:49	4.95	73.4	0.0092	7,755	0.067	733,266	73.33	39.18	533.37	0.39	16	1,254	105	370.6
3/12/20 11:50	5.03	76.2	0.0092	8,738	0.055	826,155	82.62	39.33	536.20	0.38	16	1,230	116	372.5
3/12/20 11:51	4.99	77.1	0.0092	9,339	0.059	883,047	88.30	39.27	537.14	0.38	16	1,215	123	374.6
3/12/20 11:52	5.01	75.8	0.0092	8,041	0.064	760,285	76.03	39.30	535.75	0.38	16	1,247	108	376.4
3/12/20 11:53	4.99	77.5	0.0092	6,660	0.080	629,734	62.97	39.25	537.47	0.40	17	1,278	92	377.9
3/12/20 11:54	5.09	76.5	0.0092	6,235	0.052	589,531	58.95	39.46	536.51	0.40	17	1,293	87	379.4
3/12/20 11:55	5.00	77.4	0.0092	5,835	0.084	551,723	55.17	39.28	537.36	0.40	17	1,300	82	380.7
3/12/20 11:56	4.95	72.0	0.0092	5,489	0.062	518,955	51.90	39.18	531.95	0.40	17	1,314	78	382.0
3/12/20 11:57	3.34	72.0	0.0092	5,332	0.059	504,162	50.42	35.89	532.00	0.42	18	1,262	73	383.3
3/12/20 11:58	4.93	71.9	0.0092	5,255	0.064	496,847	49.68	39.13	531.90	0.41	17	1,320	75	384.5
3/12/20 11:59	4.35	69.1	0.0092	5,165	0.065	488,320	48.83	37.96	529.06	0.41	17	1,306	73	385.7
3/12/20 12:00	4.97	70.3	0.0092	5,119	0.065	484,041	48.40	39.21	530.32	0.41	17	1,327	73	387.0
3/12/20 12:01	4.90	66.4	0.0092	5,164	0.060	488,271	48.83	39.08	526.41	0.41	17	1,328	74	388.2
3/12/20 12:02	4.94	69.2	0.0092	5,203	0.066	491,952	49.20	39.15	529.22	0.41	17	1,325	75	389.4
3/12/20 12:03	4.55	73.8	0.0092	5,374	0.061	508,090	50.81	38.36	533.81	0.41	17	1,301	76	390.7
3/12/20 12:04	3.84	74.2	0.0092	5,613	0.058	530,695	53.07	36.92	534.19	0.42	17	1,270	77	392.0
3/12/20 12:05	4.92	76.3	0.0092	5,736	0.060	542,366	54.24	39.12	536.32	0.40	17	1,301	81	393.3
3/12/20 12:06	5.05	73.3	0.0092	5,894	0.056	557,243	55.72	39.37	533.30	0.40	17	1,305	83	394.7
3/12/20 12:07	4.68	73.8	0.0092	6,855	0.061	648,146	64.81	38.62	533.82	0.40	17	1,267	94	396.3
3/12/20 12:08	5.05	73.1	0.0092	6,964	0.062	658,455	65.85	39.37	533.06	0.39	16	1,277	96	397.9
3/12/20 12:09	5.03	74.9	0.0092	7,165	0.061	677,464	67.75	39.35	534.89	0.39	16	1,269	98	399.5

Emission Calculations

Client: Medline
Location: Waukegan, IL
Source: Inlet #1
Date: 3/12/2020

As: 0.6952 sqft
Cp: 0.84
Barometric: 29.09 in Hg
DF: 94.6

Clock Time	Static (PSI)	TC (Deg F)	Calculated SQRT DP (in H2O)	DIL EO (ppm vol wb)	Water (% vol)	EO (ppm vol wb)	EO (% vol wb)	Ps (in Hg)	Ts (deg R)	Vs (fps)	Qact (acfm)	Qstd (scfh)	EO Em (lb/hr)	EO Total (lbs)
3/12/20 12:10	5.04	74.1	0.0092	7,441	0.060	703,536	70.35	39.36	534.08	0.39	16	1,264	102	401.2
3/12/20 12:11	5.14	76.3	0.0092	7,688	0.092	726,866	72.69	39.56	536.35	0.39	16	1,259	105	402.9
3/12/20 12:12	3.92	78.0	0.0092	8,136	0.085	769,219	76.92	37.09	537.96	0.40	17	1,206	106	404.7
3/12/20 12:13	5.02	74.5	0.0092	7,943	0.089	750,975	75.10	39.31	534.46	0.38	16	1,251	107	406.5
3/12/20 12:14	5.00	76.1	0.0092	6,948	0.067	656,974	65.70	39.27	536.11	0.39	16	1,272	96	408.1
3/12/20 12:15	5.08	75.6	0.0092	6,258	0.071	591,715	59.17	39.44	535.59	0.40	17	1,293	88	409.6
3/12/20 12:16	4.31	77.2	0.0092	6,029	0.074	570,079	57.01	37.87	537.18	0.41	17	1,271	83	410.9
3/12/20 12:17	5.03	74.3	0.0092	5,769	0.080	545,441	54.54	39.33	534.29	0.40	17	1,306	81	412.3
3/12/20 12:18	4.93	72.4	0.0092	5,593	0.080	528,807	52.88	39.14	532.39	0.40	17	1,310	79	413.6
3/12/20 12:19	4.97	72.2	0.0092	5,536	0.073	523,387	52.34	39.22	532.16	0.40	17	1,313	79	414.9
3/12/20 12:20	4.97	72.8	0.0092	5,486	0.079	518,669	51.87	39.21	532.76	0.40	17	1,314	78	416.2
3/12/20 12:21	3.52	71.6	0.0092	5,425	0.077	512,927	51.29	36.25	531.62	0.42	18	1,266	74	417.5
3/12/20 12:22	4.81	70.0	0.0092	5,400	0.077	510,569	51.06	38.90	529.96	0.41	17	1,314	77	418.7
3/12/20 12:23	4.48	67.4	0.0092	5,528	0.081	522,708	52.27	38.21	527.36	0.41	17	1,302	78	420.0
3/12/20 12:24	3.93	70.4	0.0092	5,802	0.074	548,565	54.86	37.10	530.40	0.41	17	1,272	80	421.4
3/12/20 12:25	4.94	72.9	0.0092	6,552	0.070	619,481	61.95	39.16	532.87	0.40	17	1,284	91	422.9
3/12/20 12:26	3.73	73.8	0.0092	7,277	0.064	688,063	68.81	36.69	533.76	0.40	17	1,224	96	424.5
3/12/20 12:27	4.95	72.6	0.0092	7,883	0.092	745,296	74.53	39.18	532.63	0.39	16	1,252	107	426.3
3/12/20 12:28	5.01	73.7	0.0092	8,065	0.086	762,571	76.26	39.29	533.75	0.38	16	1,248	109	428.1
3/12/20 12:29	5.01	72.6	0.0092	8,320	0.079	786,673	78.67	39.30	532.63	0.38	16	1,244	112	429.9
3/12/20 12:30	5.07	72.6	0.0092	8,865	0.079	838,218	83.82	39.41	532.65	0.38	16	1,233	118	431.9
3/12/20 12:31	5.09	71.0	0.0092	9,393	0.084	888,078	88.81	39.46	531.00	0.37	16	1,224	124	434.0
3/12/20 12:32	5.16	73.4	0.0092	8,743	0.083	826,624	82.66	39.60	533.39	0.38	16	1,238	117	435.9
3/12/20 12:33	5.14	75.3	0.0092	7,628	0.094	721,204	72.12	39.55	535.29	0.39	16	1,261	104	437.7
3/12/20 12:34	4.75	77.1	0.0092	7,266	0.060	686,998	68.70	38.76	537.11	0.39	16	1,255	99	439.3
3/12/20 12:35	5.09	75.8	0.0092	6,954	0.065	657,454	65.75	39.47	535.84	0.39	16	1,276	96	440.9
3/12/20 12:36	5.09	75.0	0.0092	6,413	0.074	606,324	60.63	39.47	535.02	0.40	17	1,290	89	442.4
3/12/20 12:37	3.82	75.7	0.0092	5,983	0.077	565,707	56.57	36.88	535.70	0.41	17	1,257	81	443.8
3/12/20 12:38	3.63	75.5	0.0092	5,833	0.072	551,547	55.15	36.48	535.47	0.42	17	1,255	79	445.1
3/12/20 12:39	5.04	75.9	0.0092	5,725	0.079	541,266	54.13	39.35	535.88	0.40	17	1,306	81	446.4
3/12/20 12:40	4.80	73.3	0.0092	5,656	0.083	534,740	53.47	38.87	533.26	0.40	17	1,303	80	447.7
3/12/20 12:41	5.02	72.6	0.0092	5,585	0.078	528,028	52.80	39.32	532.59	0.40	17	1,313	79	449.1
3/12/20 12:42	5.03	72.2	0.0092	5,509	0.073	520,907	52.09	39.34	532.16	0.40	17	1,316	78	450.4
3/12/20 12:43	4.93	70.0	0.0092	5,604	0.066	529,863	52.99	39.14	529.98	0.40	17	1,313	80	451.7
3/12/20 12:44	4.93	68.3	0.0092	6,051	0.063	572,102	57.21	39.13	528.25	0.40	17	1,303	85	453.1
3/12/20 12:45	4.94	68.1	0.0092	6,159	0.065	582,316	58.23	39.16	528.14	0.40	17	1,300	87	454.6
3/12/20 12:46	4.95	69.3	0.0092	6,215	0.059	587,667	58.77	39.18	529.32	0.40	17	1,298	87	456.0
3/12/20 12:47	5.00	70.3	0.0092	6,249	0.059	590,850	59.09	39.28	530.27	0.40	17	1,297	88	457.5
3/12/20 12:48	4.96	75.6	0.0092	6,332	0.057	598,736	59.87	39.19	535.58	0.40	17	1,287	88	458.9
3/12/20 12:49	4.90	75.9	0.0092	6,476	0.053	612,291	61.23	39.06	535.88	0.40	17	1,281	90	460.4
3/12/20 12:50	3.53	73.6	0.0092	6,531	0.052	617,486	61.75	36.28	533.62	0.41	17	1,236	87	461.9
3/12/20 12:51	4.69	73.2	0.0092	6,601	0.053	624,153	62.42	38.65	533.20	0.40	17	1,274	91	463.4
3/12/20 12:52	5.06	76.4	0.0092	6,744	0.044	637,663	63.77	39.39	536.42	0.39	16	1,279	93	465.0
3/12/20 12:53	5.10	72.1	0.0092	7,021	0.048	663,855	66.39	39.49	532.13	0.39	16	1,279	97	466.6
3/12/20 12:54	5.13	76.3	0.0092	7,058	0.051	667,354	66.74	39.54	536.32	0.39	16	1,274	97	468.2
3/12/20 12:55	3.65	76.2	0.0092	6,435	0.054	608,463	60.85	36.52	536.24	0.41	17	1,239	86	469.6
3/12/20 12:56	3.98	77.7	0.0092	6,109	0.059	577,643	57.76	37.21	537.74	0.41	17	1,257	83	471.0
3/12/20 12:57	5.11	74.0	0.0092	5,939	0.056	561,505	56.15	39.51	534.03	0.40	17	1,305	84	472.4

Emission Calculations

Client: Medline
Location: Waukegan, IL
Source: Inlet #1
Date: 3/12/2020

As: 0.6952 sqft
Cp: 0.84
Barometric: 29.09 in Hg
DF: 94.6

Clock Time	Static (PSI)	TC (Deg F)	Calculated SQRT DP (in H2O)	DIL EO (ppm vol wb)	Water (% vol)	EO (ppm vol wb)	EO (% vol wb)	Ps (in Hg)	Ts (deg R)	Vs (fps)	Qact (acfm)	Qstd (scfh)	EO Em (lb/hr)	EO Total (lbs)
3/12/20 12:58	5.02	74.2	0.0092	5,628	0.066	532,142	53.21	39.32	534.24	0.40	17	1,310	80	473.7
3/12/20 12:59	4.69	75.1	0.0092	5,284	0.067	499,632	49.96	38.64	535.08	0.41	17	1,307	75	475.0
3/12/20 13:00	5.10	75.5	0.0092	5,170	0.066	488,826	48.88	39.49	535.51	0.41	17	1,324	74	476.2
3/12/20 13:01	3.63	78.1	0.0092	4,913	0.064	464,520	46.45	36.49	538.07	0.43	18	1,276	68	477.4
3/12/20 13:02	3.55	73.0	0.0092	4,739	0.064	448,051	44.81	36.32	532.96	0.43	18	1,284	66	478.5
3/12/20 13:03	5.04	72.0	0.0092	4,691	0.064	443,574	44.36	39.35	532.02	0.41	17	1,339	68	479.6
3/12/20 13:04	5.01	72.4	0.0092	4,669	0.065	441,418	44.14	39.30	532.40	0.41	17	1,339	68	480.7
3/12/20 13:05	4.94	71.3	0.0092	4,649	0.063	439,546	43.95	39.15	531.28	0.41	17	1,338	67	481.8
3/12/20 13:06	4.57	71.3	0.0092	4,848	0.058	458,354	45.84	38.40	531.29	0.41	17	1,319	69	483.0
3/12/20 13:07	3.38	69.0	0.0092	4,937	0.063	466,777	46.68	35.97	528.97	0.43	18	1,277	68	484.1
3/12/20 13:08	4.92	68.8	0.0092	5,006	0.056	473,285	47.33	39.11	528.78	0.41	17	1,330	72	485.3
3/12/20 13:09	5.02	74.3	0.0092	6,343	0.072	599,690	59.97	39.32	534.32	0.40	17	1,291	88	486.8
3/12/20 13:10	4.95	73.7	0.0092	6,432	0.076	608,172	60.82	39.18	533.65	0.40	17	1,287	89	488.3
3/12/20 13:11	4.33	73.9	0.0092	6,469	0.071	611,625	61.16	37.90	533.92	0.40	17	1,264	88	489.8
3/12/20 13:12	4.91	72.1	0.0092	6,479	0.072	612,565	61.26	39.08	532.11	0.40	17	1,286	90	491.3
3/12/20 13:13	5.07	73.3	0.0092	6,499	0.068	614,451	61.45	39.42	533.35	0.39	16	1,289	91	492.8
3/12/20 13:14	5.05	73.2	0.0092	6,628	0.071	626,682	62.67	39.38	533.19	0.39	16	1,286	92	494.3
3/12/20 13:15	4.67	74.1	0.0092	6,801	0.062	643,041	64.30	38.61	534.08	0.40	17	1,268	93	495.9
3/12/20 13:16	4.39	74.5	0.0092	6,583	0.071	622,385	62.24	38.03	534.50	0.40	17	1,263	90	497.4
3/12/20 13:17	5.10	74.3	0.0092	6,266	0.071	592,456	59.25	39.47	534.31	0.40	17	1,295	88	498.8
3/12/20 13:18	5.08	76.9	0.0092	6,159	0.076	582,360	58.24	39.43	536.87	0.40	17	1,294	86	500.3
3/12/20 13:19	5.11	73.3	0.0092	5,929	0.072	560,559	56.06	39.50	533.29	0.40	17	1,306	84	501.7
3/12/20 13:20	5.04	75.6	0.0092	5,567	0.075	526,354	52.64	39.36	535.59	0.40	17	1,310	79	503.0
3/12/20 13:21	5.14	75.6	0.0092	5,483	0.081	518,382	51.84	39.57	535.65	0.40	17	1,316	78	504.3
3/12/20 13:22	3.86	74.8	0.0092	5,380	0.079	508,700	50.87	36.94	534.82	0.42	17	1,275	74	505.5
3/12/20 13:23	5.05	75.4	0.0092	5,288	0.083	499,967	50.00	39.38	535.45	0.41	17	1,319	75	506.8
3/12/20 13:24	5.06	75.8	0.0092	5,228	0.083	494,261	49.43	39.39	535.84	0.41	17	1,320	75	508.0
3/12/20 13:25	5.04	72.4	0.0092	5,180	0.083	489,808	48.98	39.35	532.39	0.41	17	1,325	74	509.2
3/12/20 13:26	3.52	73.0	0.0092	5,123	0.081	484,409	48.44	36.25	533.00	0.42	18	1,273	70	510.4
3/12/20 13:27	4.97	71.9	0.0092	5,189	0.079	490,654	49.07	39.22	531.93	0.41	17	1,323	74	511.7
3/12/20 13:28	4.07	70.1	0.0092	5,390	0.082	509,623	50.96	37.37	530.10	0.41	17	1,288	75	512.9
3/12/20 13:29	5.00	70.3	0.0092	5,462	0.082	516,395	51.64	39.27	530.26	0.40	17	1,318	78	514.2
3/12/20 13:30	4.98	70.7	0.0092	5,542	0.080	524,005	52.40	39.24	530.65	0.40	17	1,315	79	515.5
3/12/20 13:31	4.97	70.9	0.0092	5,540	0.084	523,775	52.38	39.22	530.86	0.40	17	1,315	79	516.8
3/12/20 13:32	5.02	71.9	0.0092	5,590	0.081	528,516	52.85	39.31	531.89	0.40	17	1,314	79	518.1
3/12/20 13:33	4.97	73.0	0.0092	5,630	0.084	532,277	53.23	39.21	533.01	0.40	17	1,309	80	519.5
3/12/20 13:34	4.58	74.8	0.0092	5,658	0.083	534,925	53.49	38.42	534.83	0.41	17	1,293	79	520.8
3/12/20 13:35	5.06	71.7	0.0092	5,698	0.080	538,784	53.88	39.39	531.67	0.40	17	1,312	81	522.1
3/12/20 13:36	3.97	74.3	0.0092	5,740	0.082	542,694	54.27	37.17	534.32	0.41	17	1,270	79	523.5
3/12/20 13:37	5.15	72.3	0.0092	5,812	0.076	549,567	54.96	39.59	532.31	0.40	17	1,312	82	524.8
3/12/20 13:38	3.84	75.6	0.0092	5,747	0.079	543,367	54.34	36.91	535.55	0.42	17	1,264	79	526.1
3/12/20 13:39	5.10	74.6	0.0092	5,521	0.079	522,012	52.20	39.47	534.58	0.40	17	1,315	78	527.4
3/12/20 13:40	3.58	75.1	0.0092	5,471	0.083	517,312	51.73	36.38	535.13	0.42	18	1,263	75	528.7
3/12/20 13:41	5.11	73.7	0.0092	5,423	0.083	512,781	51.28	39.50	533.71	0.40	17	1,319	77	530.0
3/12/20 13:42	4.92	75.1	0.0092	5,362	0.081	506,931	50.69	39.12	535.06	0.41	17	1,313	76	531.2
3/12/20 13:43	3.64	75.8	0.0092	5,154	0.093	487,352	48.74	36.51	535.85	0.42	18	1,273	71	532.4
3/12/20 13:44	4.39	77.3	0.0092	4,989	0.085	471,752	47.18	38.03	537.33	0.42	17	1,302	70	533.6
3/12/20 13:45	5.09	74.3	0.0092	4,864	0.092	459,853	45.99	39.45	534.27	0.41	17	1,333	70	534.8

Emission Calculations

Client: Medline
Location: Waukegan, IL
Source: Inlet #1
Date: 3/12/2020

As: 0.6952 sqft
Cp: 0.84
Barometric: 29.09 in Hg
DF: 94.6

Clock Time	Static (PSI)	TC (Deg F)	Calculated SQRT DP (in H2O)	DIL EO (ppm vol wb)	Water (% vol)	EO (ppm vol wb)	EO (% vol wb)	Ps (in Hg)	Ts (deg R)	Vs (fps)	Qact (acfm)	Qstd (scfh)	EO Em (lb/hr)	EO Total (lbs)
3/12/20 13:46	5.04	73.9	0.0092	4,785	0.091	452,407	45.24	39.36	533.87	0.41	17	1,335	69	535.9
3/12/20 13:47	4.96	72.1	0.0092	4,721	0.094	446,332	44.63	39.19	532.13	0.41	17	1,336	68	537.1
3/12/20 13:48	4.99	72.4	0.0092	4,672	0.096	441,734	44.17	39.25	532.44	0.41	17	1,338	68	538.2
3/12/20 13:49	4.98	72.2	0.0092	4,680	0.095	442,537	44.25	39.23	532.23	0.41	17	1,337	68	539.3
3/12/20 13:50	5.00	70.0	0.0092	4,858	0.094	459,321	45.93	39.29	530.04	0.41	17	1,336	70	540.5
3/12/20 13:51	4.92	70.6	0.0092	4,888	0.094	462,157	46.22	39.11	530.60	0.41	17	1,331	70	541.7
3/12/20 13:52	4.00	70.2	0.0092	4,983	0.093	471,133	47.11	37.24	530.17	0.42	17	1,297	70	542.8
3/12/20 13:53	4.95	73.0	0.0092	4,997	0.093	472,497	47.25	39.17	533.05	0.41	17	1,326	72	544.0
3/12/20 13:54	4.93	72.2	0.0092	5,012	0.095	473,842	47.38	39.14	532.21	0.41	17	1,326	72	545.2
3/12/20 13:55	3.56	72.9	0.0092	5,031	0.091	475,688	47.57	36.34	532.92	0.42	18	1,277	69	546.4
3/12/20 13:56	4.59	71.8	0.0092	5,058	0.093	478,267	47.83	38.43	531.80	0.41	17	1,314	72	547.6
3/12/20 13:57	4.94	72.6	0.0092	5,073	0.088	479,653	47.97	39.15	532.63	0.41	17	1,324	73	548.8
3/12/20 13:58	5.01	73.0	0.0092	5,095	0.091	481,707	48.17	39.29	532.98	0.41	17	1,326	73	550.0
3/12/20 13:59	4.98	71.5	0.0092	5,136	0.088	485,620	48.56	39.24	531.50	0.41	17	1,325	74	551.2
3/12/20 14:00	5.02	69.2	0.0092	5,120	0.090	484,133	48.41	39.32	529.20	0.41	17	1,330	74	552.4
3/12/20 14:01	4.40	73.9	0.0092	4,944	0.095	467,442	46.74	38.06	533.90	0.42	17	1,308	70	553.6
3/12/20 14:02	5.08	72.0	0.0092	4,898	0.087	463,100	46.31	39.44	532.04	0.41	17	1,335	71	554.8
3/12/20 14:03	5.08	72.6	0.0092	4,856	0.095	459,149	45.91	39.44	532.62	0.41	17	1,335	70	556.0
3/12/20 14:04	5.04	72.4	0.0092	4,754	0.093	449,491	44.95	39.36	532.43	0.41	17	1,337	69	557.1
3/12/20 14:05	5.06	72.4	0.0092	4,577	0.091	432,749	43.27	39.40	532.43	0.41	17	1,343	66	558.2
3/12/20 14:06	4.60	72.3	0.0092	4,503	0.096	425,780	42.58	38.46	532.31	0.42	17	1,329	65	559.3
3/12/20 14:07	5.04	70.8	0.0092	4,434	0.095	419,271	41.93	39.37	530.84	0.41	17	1,349	65	560.4
3/12/20 14:08	5.07	71.2	0.0092	4,381	0.093	414,270	41.43	39.42	531.18	0.41	17	1,351	64	561.4
3/12/20 14:09	4.28	70.3	0.0092	4,346	0.094	410,940	41.09	37.81	530.33	0.42	18	1,325	62	562.5
3/12/20 14:10	5.00	71.2	0.0092	4,311	0.097	407,643	40.76	39.27	531.17	0.41	17	1,350	63	563.5
3/12/20 14:11	4.98	69.1	0.0092	4,291	0.098	405,726	40.57	39.24	529.10	0.41	17	1,353	63	564.6
3/12/20 14:12	5.01	67.7	0.0092	4,403	0.100	416,292	41.63	39.30	527.68	0.41	17	1,353	64	565.6
3/12/20 14:13	4.94	65.5	0.0092	4,439	0.096	419,740	41.97	39.15	525.47	0.41	17	1,352	65	566.7
3/12/20 14:14	4.94	68.3	0.0092	4,481	0.093	423,688	42.37	39.15	528.28	0.41	17	1,347	65	567.8
3/12/20 14:15	4.97	67.6	0.0092	4,548	0.096	430,013	43.00	39.22	527.63	0.41	17	1,347	66	568.9
3/12/20 14:16	4.98	70.9	0.0092	4,540	0.095	429,269	42.93	39.23	530.92	0.41	17	1,343	66	570.0
3/12/20 14:17	4.89	69.9	0.0092	4,561	0.093	431,231	43.12	39.06	529.94	0.41	17	1,341	66	571.1
3/12/20 14:18	4.92	72.3	0.0092	4,570	0.093	432,075	43.21	39.12	532.30	0.41	17	1,339	66	572.2
3/12/20 14:19	4.94	69.6	0.0092	4,585	0.090	433,479	43.35	39.16	529.63	0.41	17	1,342	67	573.3
3/12/20 14:20	4.97	70.3	0.0092	4,609	0.093	435,747	43.57	39.21	530.34	0.41	17	1,341	67	574.4
3/12/20 14:21	5.02	68.5	0.0092	4,635	0.092	438,242	43.82	39.32	528.52	0.41	17	1,345	67	575.6
3/12/20 14:22	4.86	68.1	0.0092	4,655	0.088	440,120	44.01	38.98	528.07	0.41	17	1,339	67	576.7
3/12/20 14:23	3.63	69.3	0.0092	4,508	0.092	426,258	42.63	36.48	529.32	0.43	18	1,298	63	577.7
3/12/20 14:24	4.91	70.8	0.0092	4,443	0.090	420,049	42.00	39.10	530.84	0.41	17	1,344	65	578.8
3/12/20 14:25	5.07	69.6	0.0092	4,431	0.088	418,974	41.90	39.42	529.59	0.41	17	1,351	65	579.9
3/12/20 14:26	5.01	68.9	0.0092	4,336	0.090	409,977	41.00	39.30	528.89	0.41	17	1,353	63	580.9
3/12/20 14:27	5.01	69.9	0.0092	4,167	0.092	393,994	39.40	39.29	529.85	0.41	17	1,357	61	582.0
3/12/20 14:28	4.99	66.4	0.0092	4,078	0.091	385,616	38.56	39.27	526.37	0.41	17	1,363	60	583.0
3/12/20 14:29	5.07	66.6	0.0092	4,050	0.095	382,929	38.29	39.41	526.60	0.41	17	1,366	60	584.0
3/12/20 14:30	5.00	68.0	0.0092	4,017	0.123	379,837	37.98	39.27	527.96	0.41	17	1,363	59	584.9
3/12/20 14:31	5.00	66.0	0.0092	3,988	0.122	377,100	37.71	39.27	526.04	0.41	17	1,367	59	585.9
3/12/20 14:32	4.99	68.2	0.0092	3,972	0.123	375,513	37.55	39.26	528.22	0.42	17	1,364	59	586.9
3/12/20 14:33	4.94	66.6	0.0092	3,952	0.125	373,674	37.37	39.15	526.59	0.42	17	1,365	58	587.9

Emission Calculations

Client: Medline
Location: Waukegan, IL
Source: Inlet #1
Date: 3/12/2020

As: 0.6952 sqft
Cp: 0.84
Barometric: 29.09 in Hg
DF: 94.6

Clock Time	Static (PSI)	TC (Deg F)	Calculated SQRT DP (in H2O)	DIL EO (ppm vol wb)	Water (% vol)	EO (ppm vol wb)	EO (% vol wb)	Ps (in Hg)	Ts (deg R)	Vs (fps)	Qact (acfm)	Qstd (scfh)	EO Em (lb/hr)	EO Total (lbs)
3/12/20 14:34	4.84	65.2	0.0092	4,067	0.094	384,565	38.46	38.95	525.15	0.42	17	1,360	60	588.9
3/12/20 14:35	4.98	66.4	0.0092	4,154	0.089	392,783	39.28	39.24	526.43	0.41	17	1,360	61	589.9
3/12/20 14:36	4.92	65.8	0.0092	4,179	0.095	395,131	39.51	39.11	525.78	0.41	17	1,358	61	590.9
3/12/20 14:37	4.96	68.8	0.0092	4,281	0.089	404,813	40.48	39.19	528.79	0.41	17	1,353	63	592.0
3/12/20 14:38	4.98	68.7	0.0092	4,266	0.091	403,341	40.33	39.24	528.74	0.41	17	1,354	62	593.0
3/12/20 14:39	4.96	69.6	0.0092	4,263	0.092	403,023	40.30	39.19	529.65	0.41	17	1,352	62	594.0
3/12/20 14:40	4.92	68.9	0.0092	4,263	0.095	403,038	40.30	39.11	528.94	0.41	17	1,352	62	595.1
3/12/20 14:41	4.84	70.8	0.0092	4,254	0.092	402,257	40.23	38.96	530.79	0.42	17	1,347	62	596.1
3/12/20 14:42	4.94	68.1	0.0092	4,259	0.098	402,729	40.27	39.15	528.13	0.41	17	1,354	62	597.1
3/12/20 14:43	4.98	70.0	0.0092	4,281	0.097	404,800	40.48	39.23	530.02	0.41	17	1,352	63	598.2
3/12/20 14:44	5.04	69.7	0.0092	4,311	0.096	407,624	40.76	39.36	529.70	0.41	17	1,354	63	599.2
3/12/20 14:45	3.79	70.3	0.0092	4,215	0.099	398,517	39.85	36.82	530.29	0.43	18	1,311	60	600.2
3/12/20 14:46	5.03	66.8	0.0092	4,133	0.091	390,752	39.08	39.34	526.85	0.41	17	1,362	61	601.3
3/12/20 14:47	3.45	67.4	0.0092	4,121	0.097	389,631	38.96	36.13	527.39	0.43	18	1,305	58	602.2
3/12/20 14:48	4.42	69.0	0.0092	4,039	0.132	381,934	38.19	38.10	529.02	0.42	18	1,341	59	603.2
3/12/20 14:49	4.83	70.1	0.0092	3,905	0.124	369,186	36.92	38.94	530.14	0.42	17	1,358	57	604.2
3/12/20 14:50	5.00	67.7	0.0092	3,833	0.108	362,454	36.25	39.28	527.71	0.42	17	1,369	57	605.1
3/12/20 14:51	3.46	69.0	0.0092	3,787	0.127	358,079	35.81	36.14	529.03	0.44	18	1,313	54	606.0
3/12/20 14:52	4.48	68.8	0.0092	3,768	0.125	356,290	35.63	38.21	528.78	0.42	18	1,351	55	606.9
3/12/20 14:53	3.96	67.6	0.0092	3,748	0.130	354,406	35.44	37.16	527.57	0.43	18	1,335	54	607.8
3/12/20 14:54	4.97	69.2	0.0092	3,731	0.125	352,780	35.28	39.21	529.21	0.42	17	1,369	55	608.7
3/12/20 14:55	4.99	66.1	0.0092	3,717	0.130	351,450	35.14	39.26	526.06	0.42	17	1,375	55	609.7
3/12/20 14:56	3.41	67.3	0.0092	3,770	0.130	356,471	35.65	36.03	527.33	0.44	18	1,314	54	610.5
3/12/20 14:57	4.93	65.5	0.0092	3,875	0.127	366,355	36.64	39.13	525.49	0.42	17	1,368	57	611.5
3/12/20 14:58	3.59	66.0	0.0092	3,893	0.127	368,085	36.81	36.41	526.05	0.43	18	1,319	55	612.4
3/12/20 14:59	4.91	69.3	0.0092	3,985	0.129	376,759	37.68	39.10	529.26	0.42	17	1,360	59	613.4
3/12/20 15:00	4.94	68.0	0.0092	3,980	0.130	376,327	37.63	39.15	527.98	0.42	17	1,362	59	614.4
3/12/20 15:01	3.76	67.5	0.0092	3,959	0.126	374,277	37.43	36.76	527.51	0.43	18	1,321	57	615.3
3/12/20 15:02	4.95	70.3	0.0092	3,939	0.121	372,425	37.24	39.17	530.32	0.42	17	1,361	58	616.3
3/12/20 15:03	4.86	68.4	0.0092	3,930	0.124	371,593	37.16	39.00	528.43	0.42	17	1,361	58	617.3
3/12/20 15:04	3.67	66.9	0.0092	3,933	0.124	371,830	37.18	36.56	526.86	0.43	18	1,319	56	618.2
3/12/20 15:05	3.80	69.3	0.0092	3,939	0.123	372,460	37.25	36.83	529.34	0.43	18	1,321	56	619.1
3/12/20 15:06	3.43	68.3	0.0092	3,966	0.123	374,960	37.50	36.08	528.26	0.43	18	1,308	56	620.1
3/12/20 15:07	5.01	67.5	0.0092	3,921	0.123	370,759	37.08	39.29	527.46	0.42	17	1,367	58	621.0
3/12/20 15:08	5.01	68.7	0.0092	3,804	0.122	359,670	35.97	39.30	528.72	0.42	17	1,369	56	622.0
3/12/20 15:09	4.99	66.7	0.0092	3,783	0.124	357,691	35.77	39.26	526.66	0.42	17	1,372	56	622.9
3/12/20 15:10	4.98	67.1	0.0092	3,781	0.127	357,540	35.75	39.23	527.11	0.42	17	1,371	56	623.8
3/12/20 15:11	5.05	67.7	0.0092	3,779	0.123	357,334	35.73	39.38	527.67	0.42	17	1,373	56	624.8
3/12/20 15:12	5.01	68.0	0.0092	3,771	0.122	356,593	35.66	39.30	527.95	0.42	17	1,371	56	625.7
3/12/20 15:13	3.60	67.6	0.0092	3,766	0.123	356,111	35.61	36.42	527.58	0.43	18	1,321	54	626.6
3/12/20 15:14	5.05	67.4	0.0092	3,770	0.125	356,439	35.64	39.38	527.40	0.42	17	1,373	56	627.5
3/12/20 15:15	4.95	65.3	0.0092	3,757	0.121	355,236	35.52	39.18	525.29	0.42	17	1,373	56	628.5
3/12/20 15:16	3.60	66.5	0.0092	3,793	0.124	358,610	35.86	36.42	526.47	0.43	18	1,321	54	629.4
3/12/20 15:17	4.26	67.5	0.0092	3,781	0.125	357,472	35.75	37.78	527.48	0.43	18	1,345	55	630.3
3/12/20 15:18	4.81	66.4	0.0092	3,771	0.120	356,584	35.66	38.90	526.40	0.42	17	1,366	56	631.2
3/12/20 15:19	4.79	65.9	0.0092	3,851	0.120	364,125	36.41	38.85	525.94	0.42	17	1,364	57	632.2
3/12/20 15:20	4.68	67.3	0.0092	3,847	0.123	363,692	36.37	38.63	527.32	0.42	18	1,358	56	633.1
3/12/20 15:21	4.46	66.7	0.0092	3,792	0.122	358,569	35.86	38.17	526.72	0.42	18	1,352	55	634.0

Emission Calculations

Client: Medline
Location: Waukegan, IL
Source: Inlet #1
Date: 3/12/2020

As: 0.6952 sqft
Cp: 0.84
Barometric: 29.09 in Hg
DF: 94.6

Clock Time	Static (PSI)	TC (Deg F)	Calculated SQRT DP (in H2O)	DIL EO (ppm vol wb)	Water (% vol)	EO (ppm vol wb)	EO (% vol wb)	Ps (in Hg)	Ts (deg R)	Vs (fps)	Qact (acfm)	Qstd (scfh)	EO Em (lb/hr)	EO Total (lbs)
3/12/20 15:22	3.21	65.6	0.0092	3,721	0.124	351,793	35.18	35.64	525.61	0.44	18	1,310	53	634.9
3/12/20 15:23	3.81	67.1	0.0092	3,675	0.122	347,448	34.74	36.86	527.10	0.43	18	1,332	53	635.8
3/12/20 15:24	4.67	68.4	0.0092	3,667	0.121	346,697	34.67	38.60	528.38	0.42	18	1,362	54	636.7
3/12/20 15:25	4.66	64.5	0.0092	3,668	0.126	346,781	34.68	38.58	524.54	0.42	18	1,366	54	637.6
3/12/20 15:26	4.98	65.8	0.0092	3,671	0.123	347,049	34.70	39.23	525.77	0.42	17	1,376	55	638.5
3/12/20 15:27	3.58	66.4	0.0092	3,679	0.125	347,847	34.78	36.39	526.36	0.43	18	1,324	53	639.4
3/12/20 15:28	4.99	66.4	0.0092	3,705	0.126	350,277	35.03	39.26	526.37	0.42	17	1,375	55	640.3
3/12/20 15:29	5.05	66.7	0.0092	3,697	0.124	349,507	34.95	39.38	526.73	0.42	17	1,377	55	641.2
3/12/20 15:30	4.99	64.6	0.0092	3,576	0.122	338,112	33.81	39.25	524.63	0.42	17	1,381	53	642.1
3/12/20 15:31	4.05	65.4	0.0092	3,548	0.105	335,426	33.54	37.34	525.40	0.43	18	1,347	52	643.0
3/12/20 15:32	5.07	67.3	0.0092	3,551	0.107	335,764	33.58	39.41	527.34	0.42	17	1,381	53	643.8
3/12/20 15:33	5.05	68.6	0.0092	3,546	0.104	335,318	33.53	39.39	528.56	0.42	17	1,379	53	644.7
3/12/20 15:34	4.98	67.8	0.0092	3,538	0.107	334,550	33.45	39.24	527.81	0.42	18	1,378	53	645.6
3/12/20 15:35	5.07	63.9	0.0092	3,535	0.106	334,274	33.43	39.41	523.92	0.42	17	1,386	53	646.5
3/12/20 15:36	5.05	64.9	0.0091	3,533	0.103	334,049	33.40	39.37	524.86	0.41	17	1,369	52	647.4
3/12/20 15:37	4.97	65.7	0.0091	3,533	0.106	334,070	33.41	39.21	525.73	0.41	17	1,365	52	648.2
3/12/20 15:38	4.99	63.8	0.0091	3,585	0.105	338,962	33.90	39.25	523.76	0.41	17	1,367	53	649.1
3/12/20 15:39	4.03	66.2	0.0091	3,584	0.107	338,901	33.89	37.31	526.19	0.42	18	1,329	52	650.0
3/12/20 15:40	4.79	63.1	0.0091	3,583	0.105	338,776	33.88	38.84	523.15	0.41	17	1,360	53	650.8
3/12/20 15:41	4.78	66.0	0.0091	3,643	0.109	344,455	34.45	38.83	526.00	0.42	17	1,355	53	651.7
3/12/20 15:42	4.09	64.3	0.0091	3,647	0.104	344,810	34.48	37.42	524.29	0.42	18	1,332	53	652.6
3/12/20 15:43	4.74	64.9	0.0091	3,604	0.107	340,734	34.07	38.74	524.89	0.42	17	1,356	53	653.5
3/12/20 15:44	3.22	66.3	0.0091	3,535	0.105	334,238	33.42	35.66	526.28	0.43	18	1,301	50	654.3
3/12/20 15:45	4.67	62.5	0.0091	3,491	0.104	330,095	33.01	38.61	522.49	0.42	17	1,360	51	655.2
3/12/20 15:46	4.59	63.2	0.0091	3,471	0.106	328,206	32.82	38.43	523.22	0.42	17	1,357	51	656.0
3/12/20 15:47	3.29	67.4	0.0091	3,465	0.107	327,609	32.76	35.79	527.37	0.44	18	1,304	49	656.8
3/12/20 15:48	4.38	65.2	0.0091	3,464	0.107	327,542	32.75	38.02	525.17	0.42	18	1,347	50	657.7
3/12/20 15:49	4.96	66.2	0.0091	3,467	0.106	327,794	32.78	39.19	526.25	0.42	17	1,366	51	658.5
3/12/20 15:50	4.98	66.9	0.0091	3,481	0.105	329,102	32.91	39.24	526.88	0.42	17	1,366	51	659.4
3/12/20 15:51	4.89	66.5	0.0091	3,492	0.107	330,146	33.01	39.05	526.46	0.42	17	1,363	51	660.2
3/12/20 15:52	5.04	64.9	0.0091	3,397	0.107	321,161	32.12	39.36	524.89	0.41	17	1,373	50	661.1
3/12/20 15:53	4.61	66.5	0.0091	3,350	0.107	316,761	31.68	38.48	526.51	0.42	18	1,357	49	661.9
3/12/20 15:54	3.83	64.9	0.0091	3,348	0.107	316,558	31.66	36.89	524.90	0.43	18	1,331	48	662.7
3/12/20 15:55	5.02	65.0	0.0091	3,374	0.108	318,994	31.90	39.31	524.97	0.42	17	1,373	50	663.5
3/12/20 15:56	5.04	64.2	0.0091	3,378	0.109	319,387	31.94	39.35	524.24	0.41	17	1,374	50	664.4
3/12/20 15:57	4.03	62.4	0.0091	3,376	0.106	319,160	31.92	37.30	522.38	0.43	18	1,340	49	665.2
3/12/20 15:58	5.04	65.0	0.0091	3,375	0.108	319,089	31.91	39.36	525.01	0.41	17	1,373	50	666.0
3/12/20 15:59	5.02	64.9	0.0091	3,374	0.108	319,015	31.90	39.33	524.85	0.41	17	1,373	50	666.9
3/12/20 16:00	5.01	63.6	0.0091	3,409	0.102	322,342	32.23	39.31	523.58	0.41	17	1,373	51	667.7
3/12/20 16:01	4.99	66.3	0.0091	3,419	0.104	323,220	32.32	39.25	526.29	0.42	17	1,369	51	668.5
3/12/20 16:02	4.91	63.6	0.0091	3,419	0.107	323,283	32.33	39.09	523.56	0.42	17	1,369	51	669.4
3/12/20 16:03	4.67	61.4	0.0091	3,430	0.104	324,267	32.43	38.61	521.40	0.42	17	1,363	51	670.2
3/12/20 16:04	4.74	63.8	0.0091	3,442	0.101	325,437	32.54	38.75	523.79	0.42	17	1,362	51	671.1
3/12/20 16:05	4.71	63.2	0.0091	3,404	0.098	321,879	32.19	38.70	523.18	0.42	17	1,363	50	671.9
3/12/20 16:06	4.72	63.3	0.0091	3,337	0.104	315,472	31.55	38.71	523.29	0.42	17	1,365	49	672.7
3/12/20 16:07	4.74	66.0	0.0091	3,306	0.102	312,594	31.26	38.75	526.01	0.42	17	1,364	49	673.5
3/12/20 16:08	4.74	63.9	0.0091	3,306	0.102	312,594	31.26	38.74	523.87	0.42	17	1,366	49	674.4
3/12/20 16:09	4.49	63.5	0.0091	3,282	0.106	310,312	31.03	38.23	523.49	0.42	18	1,359	48	675.2

Emission Calculations

Client: Medline
Location: Waukegan, IL
Source: Inlet #1
Date: 3/12/2020

As: 0.6952 sqft
Cp: 0.84
Barometric: 29.09 in Hg
DF: 94.6

Clock Time	Static (PSI)	TC (Deg F)	Calculated SQRT DP (in H2O)	DIL EO (ppm vol wb)	Water (% vol)	EO (ppm vol wb)	EO (% vol wb)	Ps (in Hg)	Ts (deg R)	Vs (fps)	Qact (acfm)	Qstd (scfh)	EO Em (lb/hr)	EO Total (lbs)
3/12/20 16:10	4.69	65.2	0.0091	3,290	0.103	311,043	31.10	38.64	525.23	0.42	18	1,363	48	676.0
3/12/20 16:11	4.94	64.7	0.0091	3,296	0.103	311,654	31.17	39.15	524.74	0.42	17	1,373	49	676.8
3/12/20 16:12	3.57	67.8	0.0091	3,313	0.100	313,268	31.33	36.37	527.80	0.43	18	1,319	47	677.6
3/12/20 16:13	4.64	67.8	0.0091	3,327	0.104	314,570	31.46	38.55	527.75	0.42	18	1,357	49	678.4
3/12/20 16:14	5.02	66.9	0.0091	3,197	0.106	302,323	30.23	39.31	526.93	0.42	17	1,376	48	679.2
3/12/20 16:15	5.04	66.3	0.0091	3,114	0.101	294,414	29.44	39.36	526.32	0.42	17	1,380	46	680.0
3/12/20 16:16	5.00	64.5	0.0091	3,092	0.103	292,390	29.24	39.28	524.52	0.42	17	1,382	46	680.7
3/12/20 16:17	5.01	65.5	0.0091	3,081	0.104	291,274	29.13	39.30	525.50	0.42	17	1,381	46	681.5
3/12/20 16:18	5.04	65.8	0.0091	3,349	0.110	316,651	31.67	39.35	525.77	0.42	17	1,373	50	682.3
3/12/20 16:19	5.03	65.6	0.0091	3,261	0.109	308,312	30.83	39.33	525.61	0.42	17	1,376	48	683.1
3/12/20 16:20	5.04	64.7	0.0091	3,253	0.105	307,593	30.76	39.36	524.74	0.42	17	1,378	48	683.9
3/12/20 16:21	4.97	67.2	0.0091	3,247	0.110	307,033	30.70	39.21	527.16	0.42	17	1,372	48	684.7
3/12/20 16:22	4.94	65.6	0.0091	3,253	0.107	307,542	30.75	39.16	525.55	0.42	17	1,373	48	685.5
3/12/20 16:23	4.96	62.1	0.0091	3,263	0.107	308,538	30.85	39.19	522.14	0.42	17	1,378	49	686.3
3/12/20 16:24	4.96	63.3	0.0091	3,255	0.104	307,760	30.78	39.20	523.32	0.42	17	1,377	48	687.2
3/12/20 16:25	3.97	62.6	0.0091	3,304	0.104	312,372	31.24	37.18	522.58	0.43	18	1,340	48	688.0
3/12/20 16:26	3.68	62.2	0.0091	3,362	0.104	317,894	31.79	36.59	522.22	0.43	18	1,328	48	688.8
3/12/20 16:27	4.35	63.3	0.0091	3,331	0.101	314,946	31.49	37.96	523.33	0.42	18	1,352	49	689.6
3/12/20 16:28	4.77	61.7	0.0091	3,265	0.107	308,682	30.87	38.80	521.69	0.42	17	1,372	48	690.4
3/12/20 16:29	4.73	59.8	0.0091	3,248	0.103	307,095	30.71	38.73	519.84	0.42	17	1,373	48	691.2
3/12/20 16:30	4.77	64.6	0.0091	3,242	0.105	306,537	30.65	38.81	524.64	0.42	17	1,368	48	692.0
3/12/20 16:31	4.61	63.2	0.0091	3,240	0.102	306,310	30.63	38.49	523.17	0.42	18	1,365	48	692.8
3/12/20 16:32	3.48	64.6	0.0091	3,241	0.105	306,420	30.64	36.18	524.61	0.43	18	1,321	46	693.5
3/12/20 16:33	5.04	64.4	0.0091	3,248	0.106	307,088	30.71	39.36	524.41	0.42	17	1,378	48	694.4
3/12/20 16:34	3.44	65.7	0.0091	3,264	0.101	308,566	30.86	36.10	525.70	0.43	18	1,318	46	695.1
3/12/20 16:35	4.90	63.4	0.0091	3,283	0.103	310,408	31.04	39.07	523.38	0.42	17	1,373	49	695.9
3/12/20 16:36	4.98	64.5	0.0091	3,202	0.106	302,710	30.27	39.24	524.52	0.42	17	1,377	48	696.7
3/12/20 16:37	4.98	62.5	0.0092	3,102	0.109	293,298	29.33	39.24	522.51	0.42	18	1,398	47	697.5
3/12/20 16:38	5.04	64.4	0.0092	3,108	0.105	293,844	29.38	39.36	524.42	0.42	18	1,398	47	698.3
3/12/20 16:39	4.71	63.1	0.0092	3,089	0.107	292,054	29.21	38.68	523.06	0.43	18	1,388	46	699.1
3/12/20 16:40	5.02	63.7	0.0092	3,075	0.109	290,779	29.08	39.32	523.68	0.42	18	1,399	47	699.8
3/12/20 16:41	4.99	65.5	0.0092	3,067	0.101	290,032	29.00	39.26	525.49	0.42	18	1,396	46	700.6
3/12/20 16:42	4.96	64.6	0.0092	3,115	0.110	294,485	29.45	39.19	524.58	0.42	18	1,394	47	701.4
3/12/20 16:43	3.60	65.2	0.0092	3,116	0.107	294,590	29.46	36.43	525.21	0.44	18	1,344	45	702.2
3/12/20 16:44	3.34	63.5	0.0092	3,119	0.111	294,915	29.49	35.89	523.47	0.44	18	1,336	45	702.9
3/12/20 16:45	4.79	60.2	0.0092	3,133	0.111	296,247	29.62	38.85	520.22	0.42	18	1,394	47	703.7
3/12/20 16:46	3.87	63.5	0.0092	3,129	0.112	295,883	29.59	36.97	523.53	0.43	18	1,355	46	704.5
3/12/20 16:47	4.81	60.4	0.0092	3,144	0.111	297,237	29.72	38.89	520.42	0.42	18	1,394	47	705.2
3/12/20 16:48	4.85	61.3	0.0092	3,252	0.109	307,431	30.74	38.98	521.32	0.42	18	1,391	49	706.1
3/12/20 16:49	4.76	61.2	0.0092	3,286	0.104	310,701	31.07	38.79	521.19	0.42	18	1,386	49	706.9
3/12/20 16:50	4.75	59.9	0.0092	3,307	0.112	312,687	31.27	38.76	519.86	0.42	18	1,387	50	707.7
3/12/20 16:51	4.82	62.1	0.0092	3,318	0.108	313,713	31.37	38.91	522.09	0.42	18	1,386	50	708.5
3/12/20 16:52	4.75	62.1	0.0092	3,335	0.111	315,295	31.53	38.78	522.08	0.42	18	1,383	50	709.4
3/12/20 16:53	4.69	62.5	0.0092	3,357	0.110	317,401	31.74	38.65	522.52	0.42	18	1,380	50	710.2
3/12/20 16:54	4.74	61.2	0.0092	3,387	0.107	320,259	32.03	38.75	521.16	0.42	18	1,382	51	711.0
3/12/20 16:55	4.34	60.0	0.0092	3,409	0.107	322,361	32.24	37.93	520.01	0.42	18	1,369	50	711.9
3/12/20 16:56	4.94	60.8	0.0092	3,400	0.107	321,485	32.15	39.16	520.83	0.42	17	1,390	51	712.7
3/12/20 16:57	3.50	63.5	0.0092	3,444	0.104	325,596	32.56	36.23	523.46	0.44	18	1,332	50	713.6

Emission Calculations

Client: Medline
Location: Waukegan, IL
Source: Inlet #1
Date: 3/12/2020

As: 0.6952 sqft
Cp: 0.84
Barometric: 29.09 in Hg
DF: 94.6

Clock Time	Static (PSI)	TC (Deg F)	Calculated SQRT DP (in H2O)	DIL EO (ppm vol wb)	Water (% vol)	EO (ppm vol wb)	EO (% vol wb)	Ps (in Hg)	Ts (deg R)	Vs (fps)	Qact (acfm)	Qstd (scfh)	EO Em (lb/hr)	EO Total (lbs)
3/12/20 16:58	4.31	66.1	0.0092	3,492	0.110	330,171	33.02	37.88	526.13	0.43	18	1,357	51	714.4
3/12/20 16:59	4.99	64.3	0.0092	3,511	0.106	331,945	33.19	39.26	524.30	0.42	17	1,383	53	715.3
3/12/20 17:00	4.84	64.8	0.0092	3,522	0.109	333,031	33.30	38.96	524.79	0.42	18	1,377	52	716.2
3/12/20 17:01	4.81	64.9	0.0092	3,535	0.115	334,250	33.43	38.89	524.92	0.42	18	1,375	53	717.0
3/12/20 17:02	4.96	64.5	0.0092	3,555	0.110	336,094	33.61	39.19	524.53	0.42	17	1,381	53	717.9
3/12/20 17:03	3.86	66.2	0.0092	3,549	0.107	335,604	33.56	36.96	526.17	0.43	18	1,339	51	718.8
3/12/20 17:04	4.98	67.8	0.0092	3,540	0.110	334,733	33.47	39.23	527.76	0.42	18	1,377	53	719.7
3/12/20 17:05	4.89	66.6	0.0092	3,531	0.115	333,867	33.39	39.05	526.62	0.42	18	1,376	53	720.5
3/12/20 17:06	3.48	64.9	0.0092	3,526	0.111	333,356	33.34	36.18	524.95	0.44	18	1,327	51	721.4
3/12/20 17:07	3.13	66.6	0.0092	3,552	0.114	335,848	33.58	35.47	526.57	0.44	18	1,311	50	722.2
3/12/20 17:08	3.17	65.7	0.0092	3,537	0.117	334,425	33.44	35.54	525.67	0.44	18	1,314	50	723.1
3/12/20 17:09	4.52	65.9	0.0092	3,487	0.112	329,721	32.97	38.30	525.86	0.42	18	1,365	51	723.9
3/12/20 17:10	3.79	67.3	0.0092	3,470	0.115	328,080	32.81	36.82	527.33	0.43	18	1,337	50	724.8
3/12/20 17:11	4.27	65.9	0.0092	3,442	0.115	325,470	32.55	37.80	525.95	0.43	18	1,357	51	725.6
3/12/20 17:12	4.50	66.1	0.0092	3,436	0.117	324,875	32.49	38.27	526.15	0.43	18	1,366	51	726.4
3/12/20 17:13	4.56	64.8	0.0092	3,437	0.118	324,968	32.50	38.38	524.75	0.42	18	1,370	51	727.3
3/12/20 17:14	4.51	65.8	0.0092	3,441	0.122	325,375	32.54	38.27	525.76	0.42	18	1,366	51	728.1
3/12/20 17:15	4.53	63.8	0.0092	3,452	0.116	326,367	32.64	38.33	523.76	0.42	18	1,369	51	729.0
3/12/20 17:16	3.50	63.9	0.0092	3,461	0.117	327,200	32.72	36.22	523.94	0.44	18	1,331	50	729.8
3/12/20 17:17	3.78	63.2	0.0092	3,470	0.118	328,111	32.81	36.79	523.22	0.43	18	1,342	50	730.7
3/12/20 17:18	4.96	64.7	0.0092	3,434	0.118	324,718	32.47	39.20	524.71	0.42	18	1,384	51	731.5
3/12/20 17:19	4.96	65.0	0.0092	3,435	0.120	324,781	32.48	39.20	524.97	0.42	18	1,384	51	732.4
3/12/20 17:20	4.94	66.9	0.0092	3,464	0.118	327,537	32.75	39.16	526.86	0.42	18	1,380	52	733.2
3/12/20 17:21	4.92	64.6	0.0091	3,469	0.118	328,023	32.80	39.12	524.60	0.42	17	1,367	51	734.1
3/12/20 17:22	4.92	65.6	0.0091	3,450	0.116	326,173	32.62	39.11	525.63	0.42	17	1,366	51	734.9
3/12/20 17:23	4.96	68.5	0.0091	3,445	0.119	325,685	32.57	39.20	528.50	0.42	17	1,364	51	735.8
3/12/20 17:24	5.01	66.4	0.0091	3,439	0.118	325,128	32.51	39.29	526.41	0.42	17	1,368	51	736.6
3/12/20 17:25	3.34	66.6	0.0091	3,428	0.118	324,127	32.41	35.90	526.62	0.43	18	1,308	48	737.4
3/12/20 17:26	3.51	67.8	0.0091	3,412	0.119	322,600	32.26	36.23	527.77	0.43	18	1,313	48	738.2
3/12/20 17:27	3.98	67.1	0.0091	3,398	0.120	321,320	32.13	37.20	527.09	0.43	18	1,332	49	739.1
3/12/20 17:28	4.99	67.2	0.0091	3,387	0.120	320,234	32.02	39.26	527.16	0.42	17	1,368	50	739.9
3/12/20 17:29	4.59	65.3	0.0091	3,375	0.118	319,133	31.91	38.44	525.31	0.42	18	1,357	50	740.7
3/12/20 17:30	4.55	66.7	0.0091	3,363	0.124	317,958	31.80	38.37	526.73	0.42	18	1,354	49	741.5
3/12/20 17:31	3.51	66.0	0.0091	3,350	0.120	316,761	31.68	36.25	526.01	0.43	18	1,318	48	742.3
3/12/20 17:32	4.56	65.1	0.0091	3,335	0.119	315,369	31.54	38.38	525.15	0.42	18	1,357	49	743.2
3/12/20 17:33	4.41	64.1	0.0091	3,323	0.121	314,212	31.42	38.07	524.07	0.42	18	1,354	49	744.0
3/12/20 17:34	3.31	64.1	0.0091	3,311	0.122	313,049	31.30	35.83	524.14	0.44	18	1,314	47	744.7
3/12/20 17:35	3.01	66.3	0.0091	3,299	0.121	311,928	31.19	35.22	526.32	0.44	18	1,300	46	745.5
3/12/20 17:36	4.49	65.6	0.0091	3,288	0.117	310,867	31.09	38.24	525.57	0.42	18	1,356	48	746.3
3/12/20 17:37	4.55	64.8	0.0091	3,277	0.118	309,807	30.98	38.35	524.81	0.42	18	1,359	48	747.1
3/12/20 17:38	4.49	65.5	0.0091	3,269	0.120	309,130	30.91	38.24	525.55	0.42	18	1,356	48	747.9
3/12/20 17:39	3.54	64.4	0.0091	3,268	0.120	308,990	30.90	36.31	524.38	0.43	18	1,323	47	748.7
3/12/20 17:40	4.48	63.3	0.0091	3,270	0.121	309,221	30.92	38.21	523.30	0.42	18	1,359	48	749.5
3/12/20 17:41	3.68	65.4	0.0091	3,270	0.123	309,148	30.91	36.59	525.44	0.43	18	1,327	47	750.3
3/12/20 17:42	4.48	66.1	0.0091	3,266	0.121	308,760	30.88	38.21	526.08	0.42	18	1,355	48	751.1
3/12/20 17:43	4.41	63.8	0.0091	3,257	0.123	307,951	30.80	38.07	523.85	0.42	18	1,356	48	751.9
3/12/20 17:44	4.47	64.5	0.0091	3,249	0.123	307,160	30.72	38.20	524.48	0.42	18	1,358	48	752.7
3/12/20 17:45	3.29	65.9	0.0091	3,242	0.122	306,533	30.65	35.80	525.87	0.44	18	1,313	46	753.4

Emission Calculations

Client: Medline
Location: Waukegan, IL
Source: Inlet #1
Date: 3/12/2020

As: 0.6952 sqft
Cp: 0.84
Barometric: 29.09 in Hg
DF: 94.6

Clock Time	Static (PSI)	TC (Deg F)	Calculated SQRT DP (in H2O)	DIL EO (ppm vol wb)	Water (% vol)	EO (ppm vol wb)	EO (% vol wb)	Ps (in Hg)	Ts (deg R)	Vs (fps)	Qact (acfm)	Qstd (scfh)	EO Em (lb/hr)	EO Total (lbs)
3/12/20 17:46	3.42	63.1	0.0091	3,238	0.120	306,163	30.62	36.05	523.13	0.43	18	1,321	46	754.2
3/12/20 17:47	4.44	64.5	0.0091	3,231	0.122	305,470	30.55	38.14	524.46	0.42	18	1,357	47	755.0
3/12/20 17:48	4.39	63.3	0.0091	3,224	0.119	304,856	30.49	38.03	523.33	0.42	18	1,357	47	755.8
3/12/20 17:49	4.42	64.3	0.0091	3,219	0.119	304,390	30.44	38.10	524.33	0.42	18	1,357	47	756.6
3/12/20 17:50	4.34	65.5	0.0091	3,214	0.124	303,907	30.39	37.93	525.50	0.42	18	1,353	47	757.4
3/12/20 17:51	4.38	63.6	0.0091	3,212	0.122	303,730	30.37	38.01	523.62	0.42	18	1,357	47	758.1
3/12/20 17:52	4.43	64.0	0.0091	3,212	0.120	303,718	30.37	38.12	524.01	0.42	18	1,358	47	758.9
3/12/20 17:53	4.37	63.0	0.0091	3,210	0.117	303,498	30.35	38.00	523.05	0.42	18	1,357	47	759.7
3/12/20 17:54	3.53	63.7	0.0091	3,207	0.122	303,253	30.33	36.29	523.66	0.43	18	1,326	46	760.5
3/12/20 17:55	4.42	63.8	0.0091	3,203	0.117	302,808	30.28	38.09	523.77	0.42	18	1,358	47	761.3
3/12/20 17:56	4.33	64.2	0.0091	3,199	0.120	302,503	30.25	37.91	524.22	0.42	18	1,354	47	762.0
3/12/20 17:57	4.44	64.4	0.0091	3,196	0.113	302,167	30.22	38.14	524.38	0.42	18	1,358	47	762.8
3/12/20 17:58	4.01	64.6	0.0091	3,193	0.115	301,860	30.19	37.25	524.56	0.43	18	1,342	46	763.6
3/12/20 17:59	2.93	63.7	0.0091	3,191	0.117	301,743	30.17	35.06	523.66	0.44	18	1,303	45	764.3
3/12/20 18:00	4.40	63.6	0.0091	3,187	0.116	301,285	30.13	38.05	523.63	0.42	18	1,358	47	765.1
3/12/20 18:01	4.20	64.7	0.0091	3,181	0.118	300,749	30.07	37.65	524.74	0.43	18	1,350	46	765.9
3/12/20 18:02	3.47	63.1	0.0091	3,177	0.119	300,370	30.04	36.17	523.10	0.43	18	1,325	46	766.7
3/12/20 18:03	4.38	64.7	0.0091	3,176	0.119	300,302	30.03	38.01	524.70	0.42	18	1,356	47	767.4
3/12/20 18:04	3.68	65.5	0.0091	3,173	0.117	299,999	30.00	36.59	525.48	0.43	18	1,330	46	768.2
3/12/20 18:05	4.30	62.0	0.0091	3,169	0.122	299,617	29.96	37.86	522.04	0.42	18	1,357	46	769.0
3/12/20 18:06	4.39	65.8	0.0091	3,166	0.121	299,332	29.93	38.04	525.79	0.42	18	1,356	46	769.7
3/12/20 18:07	4.38	64.2	0.0091	3,162	0.119	298,983	29.90	38.02	524.19	0.42	18	1,358	46	770.5
3/12/20 18:08	4.32	62.7	0.0091	3,158	0.119	298,583	29.86	37.90	522.68	0.42	18	1,358	46	771.3
3/12/20 18:09	4.37	63.6	0.0091	3,155	0.122	298,291	29.83	38.00	523.60	0.42	18	1,358	46	772.1
3/12/20 18:10	3.81	63.7	0.0091	3,150	0.119	297,871	29.79	36.86	523.66	0.43	18	1,338	46	772.8
3/12/20 18:11	4.19	65.1	0.0091	3,143	0.119	297,182	29.72	37.62	525.12	0.43	18	1,350	46	773.6
3/12/20 18:12	4.34	65.1	0.0091	3,138	0.120	296,681	29.67	37.94	525.15	0.42	18	1,356	46	774.4
3/12/20 18:13	3.85	61.8	0.0091	3,133	0.117	296,182	29.62	36.94	521.81	0.43	18	1,342	45	775.1
3/12/20 18:14	4.00	61.5	0.0091	3,130	0.120	295,946	29.59	37.24	521.54	0.43	18	1,348	46	775.9
3/12/20 18:15	4.30	62.7	0.0091	3,128	0.117	295,725	29.57	37.85	522.68	0.42	18	1,358	46	776.6
3/12/20 18:16	4.33	62.7	0.0091	3,124	0.118	295,360	29.54	37.90	522.69	0.42	18	1,359	46	777.4
3/12/20 18:17	4.25	60.8	0.0091	3,121	0.120	295,099	29.51	37.76	520.84	0.42	18	1,359	46	778.2
3/12/20 18:18	4.24	62.9	0.0091	3,118	0.121	294,796	29.48	37.73	522.88	0.43	18	1,356	46	778.9
3/12/20 18:19	2.87	67.1	0.0091	3,108	0.119	293,827	29.38	34.94	527.08	0.44	19	1,300	44	779.7
3/12/20 18:20	4.32	64.1	0.0091	3,104	0.116	293,479	29.35	37.88	524.13	0.43	18	1,357	46	780.4
3/12/20 18:21	4.10	62.4	0.0091	3,098	0.114	292,913	29.29	37.45	522.37	0.43	18	1,352	45	781.2
3/12/20 18:22	2.73	62.8	0.0091	3,094	0.108	292,573	29.26	34.65	522.81	0.44	19	1,300	43	781.9
3/12/20 18:23	4.31	62.5	0.0091	3,090	0.110	292,151	29.22	37.86	522.54	0.42	18	1,359	45	782.6
3/12/20 18:24	4.31	61.3	0.0091	3,084	0.115	291,595	29.16	37.87	521.28	0.42	18	1,361	45	783.4
3/12/20 18:25	4.30	61.9	0.0091	3,079	0.116	291,117	29.11	37.85	521.92	0.42	18	1,360	45	784.2
3/12/20 18:26	4.32	62.0	0.0091	3,075	0.114	290,759	29.08	37.89	521.96	0.42	18	1,361	45	784.9
3/12/20 18:27	4.26	62.2	0.0091	3,072	0.111	290,462	29.05	37.76	522.24	0.43	18	1,358	45	785.7
3/12/20 18:28	3.10	60.4	0.0091	3,070	0.112	290,301	29.03	35.40	520.38	0.44	18	1,317	44	786.4
3/12/20 18:29	4.23	63.2	0.0091	3,065	0.111	289,771	28.98	37.70	523.21	0.43	18	1,356	45	787.1
	4.63	**67.5**	**0.0092**	**5,469**	**0.094**	**517,128.7**	**51.71**	**38.52**	**527.50**	**0.41**	**17**	**1,338**	**79**	**787.1**

Emission Calculations

Client: Medline
Location: Waukegan, IL
Source: Inlet #2
Date: 3/10/2020

As: 1.3963 sqft
Cp: 0.84
Barometric: 29.41 in Hg
O2: 20.9 % vol
CO2: 0.0 % vol

Clock Time	Static (in H2O)	TC (Deg F)	Raw DP (in H2O)	SQRT DP (in H2O)	EO (ppm v)	Water (% vol)	Ps (in Hg)	Ts (deg R)	Vs (fps)	Qact (acfm)	Qstd (scfh)	EO Em (lb/hr)	EO Em (lb/min)	EO Total (lbs)
3/10/20 8:21	1.10	66.8	0.137	0.3703	4.78	0.803	29.49	526.81	20.96	1756	104,081	0.06	0.00095	0.001
3/10/20 8:22	1.10	66.6	0.124	0.3517	5.00	0.796	29.49	526.59	19.90	1668	98,884	0.06	0.00094	0.002
3/10/20 8:23	1.10	65.5	0.140	0.3743	4.72	0.798	29.49	525.47	21.16	1773	105,347	0.06	0.00095	0.003
3/10/20 8:24	1.10	66.5	0.142	0.3770	5.06	0.799	29.49	526.51	21.33	1787	105,991	0.06	0.00102	0.004
3/10/20 8:25	1.10	66.9	0.139	0.3726	4.74	0.799	29.49	526.90	21.09	1767	104,715	0.06	0.00095	0.005
3/10/20 8:26	1.10	67.1	0.142	0.3767	4.78	0.800	29.49	527.12	21.33	1787	105,856	0.06	0.00096	0.006
3/10/20 8:27	1.10	66.8	0.134	0.3663	4.56	0.795	29.49	526.76	20.74	1737	102,978	0.05	0.00089	0.007
3/10/20 8:28	1.10	67.5	0.142	0.3770	4.53	0.797	29.49	527.48	21.35	1789	105,894	0.05	0.00091	0.008
3/10/20 8:29	1.10	67.9	0.137	0.3695	4.65	0.799	29.49	527.86	20.93	1754	103,749	0.06	0.00092	0.008
3/10/20 8:30	1.10	67.3	0.140	0.3746	4.32	0.800	29.49	527.35	21.21	1777	105,235	0.05	0.00087	0.009
3/10/20 8:31	1.10	67.0	0.136	0.3691	4.43	0.803	29.49	527.02	20.89	1751	103,718	0.05	0.00087	0.010
3/10/20 8:32	1.10	67.9	0.146	0.3826	4.38	0.809	29.49	527.92	21.68	1816	107,442	0.05	0.00090	0.011
3/10/20 8:33	1.10	67.8	0.135	0.3667	4.56	0.807	29.49	527.80	20.78	1741	102,993	0.05	0.00090	0.012
3/10/20 8:34	1.10	67.1	0.136	0.3689	4.50	0.794	29.49	527.13	20.89	1750	103,668	0.05	0.00089	0.013
3/10/20 8:35	1.10	67.6	0.142	0.3766	4.90	0.802	29.49	527.58	21.33	1787	105,773	0.06	0.00099	0.014
3/10/20 8:36	1.10	68.1	0.136	0.3684	4.91	0.799	29.49	528.15	20.88	1749	103,416	0.06	0.00097	0.015
3/10/20 8:37	1.10	67.7	0.143	0.3776	5.39	0.800	29.49	527.68	21.39	1792	106,060	0.07	0.00109	0.016
3/10/20 8:38	1.10	67.0	0.133	0.3644	5.04	0.806	29.49	527.02	20.63	1729	102,416	0.06	0.00098	0.017
3/10/20 8:39	1.10	67.8	0.135	0.3670	4.71	0.798	29.49	527.84	20.80	1742	103,064	0.06	0.00093	0.018
3/10/20 8:40	1.10	68.1	0.143	0.3780	4.56	0.799	29.49	528.10	21.42	1795	106,130	0.06	0.00092	0.019
3/10/20 8:41	1.10	67.9	0.130	0.3600	4.56	0.801	29.49	527.94	20.40	1709	101,086	0.05	0.00088	0.020
3/10/20 8:42	1.10	68.9	0.136	0.3682	4.80	0.801	29.49	528.88	20.89	1750	103,307	0.06	0.00094	0.021
3/10/20 8:43	1.10	69.2	0.138	0.3718	4.58	0.804	29.49	529.17	21.09	1767	104,265	0.05	0.00091	0.022
3/10/20 8:44	1.10	67.8	0.131	0.3624	4.58	0.804	29.49	527.76	20.53	1720	101,764	0.05	0.00089	0.022
3/10/20 8:45	1.10	68.7	0.142	0.3766	4.54	0.803	29.49	528.69	21.35	1789	105,662	0.05	0.00091	0.023
3/10/20 8:46	1.10	67.9	0.138	0.3718	4.96	0.803	29.49	527.85	21.06	1765	104,395	0.06	0.00099	0.024
3/10/20 8:47	1.10	67.9	0.131	0.3625	4.81	0.811	29.49	527.87	20.54	1721	101,794	0.06	0.00093	0.025
3/10/20 8:48	1.10	68.7	0.137	0.3705	5.02	0.812	29.49	528.69	21.01	1760	103,974	0.06	0.00099	0.026
3/10/20 8:49	1.10	69.0	0.143	0.3784	5.17	0.810	29.49	528.97	21.47	1798	106,156	0.06	0.00105	0.027
3/10/20 8:50	1.10	68.0	0.136	0.3688	5.10	0.811	29.49	528.01	20.90	1751	103,547	0.06	0.00101	0.028
3/10/20 8:51	1.10	68.1	0.140	0.3744	4.80	0.811	29.49	528.08	21.22	1778	105,126	0.06	0.00096	0.029
3/10/20 8:52	1.10	68.0	0.144	0.3792	4.63	0.809	29.49	528.01	21.49	1800	106,474	0.06	0.00094	0.030
3/10/20 8:53	1.10	67.5	0.138	0.3709	4.65	0.811	29.49	527.45	21.01	1760	104,209	0.06	0.00092	0.031
3/10/20 8:54	1.10	67.3	0.136	0.3685	4.68	0.809	29.49	527.29	20.87	1748	103,541	0.06	0.00092	0.032
3/10/20 8:55	1.10	67.8	0.142	0.3768	4.89	0.811	29.49	527.78	21.35	1789	105,829	0.06	0.00099	0.033
3/10/20 8:56	1.10	67.6	0.141	0.3752	4.66	0.811	29.49	527.60	21.26	1781	105,399	0.06	0.00093	0.034
3/10/20 8:57	1.10	67.1	0.131	0.3622	4.80	0.811	29.49	527.07	20.51	1718	101,794	0.06	0.00093	0.035
3/10/20 8:58	1.10	67.6	0.140	0.3746	4.81	0.810	29.49	527.65	21.22	1778	105,207	0.06	0.00096	0.036
3/10/20 8:59	1.10	68.2	0.135	0.3673	4.95	0.812	29.49	528.21	20.82	1744	103,107	0.06	0.00097	0.037
3/10/20 9:00	1.10	68.0	0.145	0.3803	4.80	0.817	29.49	528.00	21.55	1805	106,773	0.06	0.00098	0.038
3/10/20 9:01	1.10	67.0	0.136	0.3691	4.95	0.813	29.49	526.96	20.89	1750	103,727	0.06	0.00098	0.039
3/10/20 9:02	1.10	67.4	0.139	0.3730	4.88	0.817	29.49	527.41	21.12	1770	104,781	0.06	0.00097	0.040
3/10/20 9:03	1.10	67.8	0.140	0.3747	4.64	0.808	29.49	527.77	21.23	1779	105,232	0.06	0.00093	0.041
3/10/20 9:04	1.10	67.1	0.132	0.3629	5.06	0.806	29.49	527.06	20.55	1721	101,988	0.06	0.00098	0.042
3/10/20 9:05	1.10	66.9	0.140	0.3739	4.75	0.807	29.49	526.95	21.17	1773	105,088	0.06	0.00095	0.043
3/10/20 9:06	1.10	67.3	0.129	0.3594	4.92	0.811	29.49	527.32	20.36	1705	100,990	0.06	0.00095	0.044
3/10/20 9:07	1.10	68.2	0.141	0.3756	5.02	0.810	29.49	528.20	21.29	1784	105,451	0.06	0.00101	0.045

Emission Calculations

Client: Medline
Location: Waukegan, IL
Source: Inlet #2
Date: 3/10/2020

As: 1.3963 sqft
Cp: 0.84
Barometric: 29.41 in Hg
O2: 20.9 % vol
CO2: 0.0 % vol

Clock Time	Static (in H2O)	TC (Deg F)	Raw DP (in H2O)	SQRT DP (in H2O)	EO (ppm v)	Water (% vol)	Ps (in Hg)	Ts (deg R)	Vs (fps)	Qact (acfm)	Qstd (scfh)	EO Em (lb/hr)	EO Em (lb/min)	EO Total (lbs)
3/10/20 9:08	1.10	68.4	0.138	0.3719	5.13	0.815	29.49	528.37	21.08	1766	104,384	0.06	0.00102	0.046
3/10/20 9:09	1.10	67.8	0.137	0.3701	5.06	0.821	29.49	527.79	20.97	1757	103,950	0.06	0.00100	0.047
3/10/20 9:10	1.10	68.5	0.141	0.3760	4.90	0.825	29.49	528.50	21.32	1786	105,536	0.06	0.00098	0.048
3/10/20 9:11	1.10	68.7	0.129	0.3589	5.42	0.836	29.49	528.72	20.35	1705	100,705	0.06	0.00104	0.049
3/10/20 9:12	1.10	67.9	0.144	0.3792	5.16	0.835	29.49	527.87	21.49	1800	106,493	0.06	0.00105	0.050
3/10/20 9:13	1.10	68.3	0.138	0.3719	5.33	0.827	29.49	528.28	21.08	1766	104,395	0.06	0.00106	0.051
3/10/20 9:14	1.10	69.1	0.143	0.3779	5.47	0.831	29.49	529.12	21.44	1796	105,996	0.07	0.00110	0.052
3/10/20 9:15	1.10	69.1	0.143	0.3783	5.54	0.841	29.49	529.13	21.46	1798	106,108	0.07	0.00112	0.053
3/10/20 9:16	1.10	68.4	0.142	0.3772	5.50	0.843	29.49	528.35	21.39	1792	105,890	0.07	0.00111	0.054
3/10/20 9:17	1.10	68.5	0.143	0.3780	6.00	0.843	29.49	528.49	21.43	1796	106,099	0.07	0.00121	0.055
3/10/20 9:18	1.10	68.7	0.133	0.3644	5.57	0.832	29.49	528.74	20.67	1731	102,254	0.07	0.00109	0.056
3/10/20 9:19	1.10	68.2	0.141	0.3752	5.98	0.836	29.49	528.25	21.27	1782	105,339	0.07	0.00120	0.058
3/10/20 9:20	1.10	68.0	0.137	0.3699	5.97	0.835	29.49	528.00	20.96	1756	103,856	0.07	0.00118	0.059
3/10/20 9:21	1.10	68.6	0.137	0.3695	6.10	0.832	29.49	528.59	20.95	1755	103,684	0.07	0.00121	0.060
3/10/20 9:22	1.10	68.2	0.139	0.3723	5.83	0.834	29.49	528.21	21.10	1768	104,517	0.07	0.00116	0.061
3/10/20 9:23	1.10	69.1	0.139	0.3731	5.98	0.840	29.49	529.07	21.17	1773	104,658	0.07	0.00119	0.062
3/10/20 9:24	1.10	68.6	0.140	0.3740	6.20	0.836	29.49	528.57	21.21	1777	104,971	0.07	0.00124	0.064
3/10/20 9:25	1.10	68.4	0.144	0.3788	6.13	0.835	29.49	528.39	21.48	1799	106,330	0.07	0.00124	0.065
3/10/20 9:26	1.10	69.2	0.138	0.3718	6.25	0.836	29.49	529.20	21.09	1767	104,268	0.07	0.00124	0.066
3/10/20 9:27	1.10	68.2	0.139	0.3730	6.21	0.842	29.49	528.21	21.14	1771	104,707	0.07	0.00124	0.067
3/10/20 9:28	1.10	68.1	0.138	0.3713	6.14	0.837	29.49	528.06	21.05	1763	104,268	0.07	0.00122	0.068
3/10/20 9:29	1.10	68.7	0.143	0.3776	6.05	0.838	29.49	528.69	21.42	1794	105,967	0.07	0.00122	0.070
3/10/20 9:30	1.10	68.4	0.135	0.3674	6.23	0.833	29.49	528.44	20.83	1745	103,128	0.07	0.00122	0.071
3/10/20 9:31	1.10	68.5	0.133	0.3650	5.96	0.835	29.49	528.49	20.69	1734	102,434	0.07	0.00116	0.072
3/10/20 9:32	1.10	69.2	0.142	0.3770	5.96	0.834	29.49	529.15	21.39	1792	105,734	0.07	0.00120	0.073
3/10/20 9:33	1.10	68.8	0.137	0.3699	5.81	0.839	29.49	528.77	20.98	1757	103,782	0.07	0.00115	0.074
3/10/20 9:34	1.10	68.7	0.140	0.3738	6.13	0.837	29.49	528.67	21.20	1776	104,885	0.07	0.00122	0.076
3/10/20 9:35	1.10	68.7	0.138	0.3715	5.98	0.833	29.49	528.74	21.07	1765	104,238	0.07	0.00119	0.077
3/10/20 9:36	1.10	68.4	0.135	0.3669	6.14	0.834	29.49	528.38	20.80	1743	102,980	0.07	0.00120	0.078
3/10/20 9:37	1.10	68.6	0.132	0.3632	5.73	0.831	29.49	528.63	20.59	1725	101,918	0.07	0.00111	0.079
3/10/20 9:38	1.10	69.5	0.142	0.3766	5.61	0.838	29.49	529.47	21.37	1790	105,591	0.07	0.00113	0.080
3/10/20 9:39	1.10	69.8	0.142	0.3762	5.79	0.843	29.49	529.76	21.35	1789	105,452	0.07	0.00116	0.081
3/10/20 9:40	1.10	69.6	0.136	0.3692	6.01	0.848	29.49	529.57	20.95	1756	103,515	0.07	0.00118	0.083
3/10/20 9:41	1.10	70.1	0.139	0.3722	5.82	0.852	29.49	530.12	21.13	1771	104,294	0.07	0.00116	0.084
3/10/20 9:42	1.10	70.7	0.143	0.3785	5.71	0.849	29.49	530.73	21.51	1802	106,024	0.07	0.00115	0.085
3/10/20 9:43	1.10	70.3	0.141	0.3750	6.11	0.845	29.49	530.29	21.30	1784	105,063	0.07	0.00122	0.086
3/10/20 9:44	1.10	69.0	0.142	0.3763	5.84	0.849	29.49	529.04	21.35	1788	105,561	0.07	0.00118	0.087
3/10/20 9:45	1.10	69.1	0.136	0.3682	5.69	0.847	29.49	529.08	20.89	1750	103,297	0.07	0.00112	0.088
3/10/20 9:46	1.10	69.2	0.130	0.3610	5.90	0.844	29.49	529.17	20.48	1716	101,248	0.07	0.00114	0.090
3/10/20 9:47	1.10	68.2	0.134	0.3663	6.13	0.845	29.49	528.22	20.77	1740	102,845	0.07	0.00120	0.091
3/10/20 9:48	1.10	68.3	0.143	0.3776	5.69	0.842	29.49	528.29	21.41	1793	106,008	0.07	0.00115	0.092
3/10/20 9:49	1.10	68.7	0.138	0.3720	5.81	0.839	29.49	528.72	21.10	1768	104,391	0.07	0.00116	0.093
3/10/20 9:50	1.10	67.9	0.132	0.3636	5.79	0.839	29.49	527.85	20.60	1726	102,110	0.07	0.00113	0.094
3/10/20 9:51	1.10	67.9	0.142	0.3774	5.84	0.840	29.49	527.85	21.38	1791	105,976	0.07	0.00118	0.095
3/10/20 9:52	1.10	68.3	0.140	0.3746	5.91	0.835	29.49	528.31	21.23	1779	105,146	0.07	0.00118	0.097
3/10/20 9:53	1.10	68.3	0.138	0.3711	5.98	0.832	29.49	528.27	21.04	1762	104,170	0.07	0.00119	0.098
3/10/20 9:54	1.10	68.7	0.140	0.3743	6.29	0.835	29.49	528.65	21.23	1778	105,037	0.08	0.00126	0.099
3/10/20 9:55	1.10	68.7	0.143	0.3780	6.29	0.835	29.49	528.75	21.44	1796	106,072	0.08	0.00127	0.100

Emission Calculations

Client: Medline
Location: Waukegan, IL
Source: Inlet #2
Date: 3/10/2020

As: 1.3963 sqft
Cp: 0.84
Barometric: 29.41 in Hg
O2: 20.9 % vol
CO2: 0.0 % vol

Clock Time	Static (in H2O)	TC (Deg F)	Raw DP (in H2O)	SQRT DP (in H2O)	EO (ppm v)	Water (% vol)	Ps (in Hg)	Ts (deg R)	Vs (fps)	Qact (acfm)	Qstd (scfh)	EO Em (lb/hr)	EO Em (lb/min)	EO Total (lbs)
3/10/20 9:56	1.10	68.0	0.141	0.3754	6.42	0.833	29.49	527.99	21.27	1782	105,402	0.08	0.00129	0.102
3/10/20 9:57	1.10	67.6	0.135	0.3678	6.60	0.836	29.49	527.60	20.84	1746	103,325	0.08	0.00130	0.103
3/10/20 9:58	1.10	68.7	0.138	0.3719	6.67	0.828	29.49	528.74	21.09	1767	104,350	0.08	0.00133	0.104
3/10/20 9:59	1.10	68.5	0.142	0.3768	6.73	0.832	29.49	528.53	21.37	1790	105,759	0.08	0.00136	0.106
3/10/20 10:00	1.10	68.9	0.136	0.3685	6.90	0.834	29.49	528.94	20.90	1751	103,384	0.08	0.00136	0.107
3/10/20 10:01	1.10	69.2	0.143	0.3778	6.87	0.839	29.49	529.22	21.43	1796	105,951	0.08	0.00139	0.108
3/10/20 10:02	1.10	67.8	0.137	0.3697	6.64	0.839	29.49	527.78	20.95	1755	103,841	0.08	0.00131	0.110
3/10/20 10:03	1.10	69.0	0.140	0.3742	6.79	0.839	29.49	528.95	21.22	1778	104,970	0.08	0.00136	0.111
3/10/20 10:04	1.10	68.9	0.136	0.3691	6.98	0.843	29.49	528.93	20.93	1754	103,539	0.08	0.00138	0.112
3/10/20 10:05	1.10	68.5	0.131	0.3624	6.60	0.840	29.49	528.48	20.55	1721	101,702	0.08	0.00128	0.114
3/10/20 10:06	1.10	68.8	0.129	0.3585	6.40	0.840	29.49	528.76	20.33	1703	100,585	0.07	0.00123	0.115
3/10/20 10:07	1.10	69.4	0.138	0.3715	6.55	0.842	29.49	529.36	21.08	1766	104,178	0.08	0.00130	0.116
3/10/20 10:08	1.10	69.4	0.142	0.3762	6.60	0.848	29.49	529.38	21.35	1788	105,490	0.08	0.00133	0.118
3/10/20 10:09	1.10	68.9	0.141	0.3751	6.57	0.848	29.49	528.95	21.28	1783	105,235	0.08	0.00132	0.119
3/10/20 10:10	1.10	68.8	0.135	0.3678	6.45	0.843	29.49	528.84	20.86	1748	103,205	0.08	0.00127	0.120
3/10/20 10:11	1.10	70.5	0.142	0.3768	6.42	0.844	29.49	530.51	21.41	1793	105,563	0.08	0.00129	0.121
3/10/20 10:12	1.10	70.4	0.138	0.3716	6.33	0.843	29.49	530.41	21.11	1768	104,113	0.08	0.00126	0.123
3/10/20 10:13	1.10	69.3	0.141	0.3750	6.69	0.845	29.49	529.34	21.28	1783	105,157	0.08	0.00134	0.124
3/10/20 10:14	1.10	69.5	0.137	0.3705	6.47	0.848	29.49	529.53	21.03	1762	103,898	0.08	0.00128	0.125
3/10/20 10:15	1.10	69.3	0.147	0.3837	6.39	0.843	29.49	529.34	21.77	1824	107,597	0.08	0.00131	0.127
3/10/20 10:16	1.10	69.3	0.141	0.3758	6.51	0.847	29.49	529.32	21.32	1786	105,384	0.08	0.00131	0.128
3/10/20 10:17	1.10	68.7	0.142	0.3763	6.42	0.844	29.49	528.65	21.34	1788	105,599	0.08	0.00129	0.129
3/10/20 10:18	1.10	69.6	0.140	0.3740	6.48	0.845	29.49	529.58	21.23	1779	104,872	0.08	0.00130	0.131
3/10/20 10:19	1.10	69.4	0.135	0.3667	6.60	0.856	29.49	529.40	20.81	1744	102,848	0.08	0.00129	0.132
3/10/20 10:20	1.10	69.2	0.144	0.3791	6.44	0.852	29.49	529.22	21.51	1802	106,324	0.08	0.00131	0.133
3/10/20 10:21	1.10	68.5	0.140	0.3743	6.31	0.848	29.49	528.50	21.22	1778	105,054	0.08	0.00126	0.134
3/10/20 10:22	1.10	68.6	0.145	0.3801	6.37	0.843	29.49	528.65	21.56	1806	106,676	0.08	0.00129	0.136
3/10/20 10:23	1.10	68.5	0.138	0.3715	6.44	0.832	29.49	528.45	21.06	1765	104,266	0.08	0.00128	0.137
3/10/20 10:24	1.10	67.8	0.144	0.3797	6.90	0.835	29.49	527.83	21.52	1803	106,646	0.08	0.00140	0.138
3/10/20 10:25	1.10	67.8	0.146	0.3826	6.74	0.828	29.49	527.76	21.68	1816	107,462	0.08	0.00138	0.140
3/10/20 10:26	1.10	68.5	0.137	0.3703	6.42	0.823	29.49	528.54	20.99	1759	103,915	0.08	0.00127	0.141
3/10/20 10:27	1.10	68.7	0.122	0.3491	6.71	0.822	29.49	528.70	19.80	1659	97,970	0.08	0.00125	0.142
3/10/20 10:28	1.10	68.2	0.133	0.3641	6.50	0.822	29.49	528.15	20.64	1729	102,232	0.08	0.00127	0.144
3/10/20 10:29	1.10	68.8	0.142	0.3771	6.71	0.832	29.49	528.82	21.39	1792	105,803	0.08	0.00135	0.145
3/10/20 10:30	1.10	69.3	0.132	0.3632	6.72	0.825	29.49	529.25	20.61	1726	101,857	0.08	0.00130	0.146
3/10/20 10:31	1.10	69.4	0.142	0.3763	6.45	0.826	29.49	529.43	21.35	1789	105,518	0.08	0.00130	0.147
3/10/20 10:32	1.10	69.1	0.142	0.3772	6.96	0.833	29.49	529.05	21.40	1793	105,818	0.08	0.00140	0.149
3/10/20 10:33	1.10	68.2	0.135	0.3676	6.51	0.836	29.49	528.21	20.84	1746	103,188	0.08	0.00128	0.150
3/10/20 10:34	1.10	68.5	0.146	0.3814	6.37	0.833	29.49	528.53	21.63	1812	107,054	0.08	0.00130	0.151
3/10/20 10:35	1.10	68.7	0.140	0.3736	6.37	0.823	29.49	528.66	21.19	1775	104,846	0.08	0.00127	0.153
3/10/20 10:36	1.10	67.4	0.142	0.3763	6.67	0.821	29.49	527.41	21.31	1786	105,719	0.08	0.00134	0.154
3/10/20 10:37	1.10	67.0	0.139	0.3722	6.24	0.827	29.49	527.01	21.07	1765	104,596	0.07	0.00124	0.155
3/10/20 10:38	1.10	67.6	0.145	0.3809	6.49	0.823	29.49	527.64	21.58	1808	106,994	0.08	0.00132	0.157
3/10/20 10:39	1.10	67.8	0.132	0.3628	6.60	0.818	29.49	527.76	20.55	1722	101,883	0.08	0.00128	0.158
3/10/20 10:40	1.10	67.5	0.143	0.3776	6.48	0.815	29.49	527.54	21.39	1792	106,078	0.08	0.00131	0.159
3/10/20 10:41	1.10	67.1	0.139	0.3727	6.63	0.818	29.49	527.07	21.10	1768	104,739	0.08	0.00132	0.161
3/10/20 10:42	1.10	67.8	0.144	0.3788	6.54	0.817	29.49	527.78	21.46	1798	106,388	0.08	0.00133	0.162
3/10/20 10:43	1.10	68.0	0.140	0.3736	6.65	0.817	29.49	528.00	21.17	1774	104,910	0.08	0.00133	0.163

Emission Calculations

Client: Medline
Location: Waukegan, IL
Source: Inlet #2
Date: 3/10/2020

As: 1.3963 sqft
Cp: 0.84
Barometric: 29.41 in Hg
O2: 20.9 % vol
CO2: 0.0 % vol

Clock Time	Static (in H2O)	TC (Deg F)	Raw DP (in H2O)	SQRT DP (in H2O)	EO (ppm v)	Water (% vol)	Ps (in Hg)	Ts (deg R)	Vs (fps)	Qact (acfm)	Qstd (scfh)	EO Em (lb/hr)	EO Em (lb/min)	EO Total (lbs)
3/10/20 10:44	1.10	68.5	0.137	0.3707	6.29	0.815	29.49	528.49	21.02	1761	104,032	0.07	0.00125	0.164
3/10/20 10:45	1.10	68.3	0.144	0.3799	6.51	0.818	29.49	528.31	21.53	1804	106,630	0.08	0.00132	0.166
3/10/20 10:46	1.10	69.0	0.133	0.3652	6.52	0.817	29.49	528.98	20.72	1736	102,459	0.08	0.00127	0.167
3/10/20 10:47	1.10	69.4	0.136	0.3681	6.64	0.826	29.49	529.40	20.89	1750	103,223	0.08	0.00131	0.168
3/10/20 10:48	1.10	69.4	0.129	0.3585	6.51	0.823	29.49	529.38	20.34	1704	100,523	0.07	0.00125	0.170
3/10/20 10:49	1.10	69.8	0.144	0.3791	6.45	0.821	29.49	529.75	21.52	1803	106,264	0.08	0.00131	0.171
3/10/20 10:50	1.10	69.8	0.124	0.3514	6.69	0.832	29.49	529.79	19.95	1671	98,511	0.08	0.00126	0.172
3/10/20 10:51	1.10	69.3	0.134	0.3662	6.66	0.837	29.49	529.33	20.78	1741	102,697	0.08	0.00130	0.173
3/10/20 10:52	1.10	69.8	0.144	0.3799	6.91	0.838	29.49	529.79	21.57	1807	106,485	0.08	0.00140	0.175
3/10/20 10:53	1.10	69.5	0.141	0.3756	6.88	0.848	29.49	529.48	21.32	1786	105,331	0.08	0.00138	0.176
3/10/20 10:54	1.10	68.9	0.141	0.3760	6.81	0.845	29.49	528.87	21.33	1787	105,503	0.08	0.00137	0.178
3/10/20 10:55	1.10	69.7	0.141	0.3754	6.94	0.852	29.49	529.66	21.31	1785	105,239	0.08	0.00139	0.179
3/10/20 10:56	1.10	70.6	0.132	0.3630	6.84	0.848	29.49	530.59	20.63	1728	101,694	0.08	0.00133	0.180
3/10/20 10:57	1.10	70.9	0.135	0.3672	6.62	0.858	29.49	530.87	20.87	1748	102,820	0.08	0.00130	0.182
3/10/20 10:58	1.10	71.0	0.134	0.3655	6.75	0.822	29.49	531.01	20.77	1740	102,340	0.08	0.00132	0.183
3/10/20 10:59	1.10	71.7	0.145	0.3804	6.77	0.871	29.49	531.71	21.64	1813	106,447	0.08	0.00137	0.184
3/10/20 11:00	1.10	71.5	0.133	0.3641	6.73	0.837	29.49	531.52	20.71	1735	101,911	0.08	0.00131	0.186
3/10/20 11:01	1.10	71.3	0.134	0.3659	7.17	0.886	29.49	531.29	20.80	1743	102,440	0.08	0.00140	0.187
3/10/20 11:02	1.10	71.9	0.143	0.3779	7.07	0.849	29.49	531.89	21.50	1801	105,724	0.09	0.00142	0.188
3/10/20 11:03	1.10	72.1	0.139	0.3726	6.91	0.903	29.49	532.07	21.20	1776	104,225	0.08	0.00137	0.190
3/10/20 11:04	1.10	71.6	0.136	0.3684	7.05	0.869	29.49	531.62	20.95	1755	103,092	0.08	0.00139	0.191
3/10/20 11:05	1.10	72.5	0.134	0.3666	6.82	0.860	29.49	532.45	20.87	1748	102,515	0.08	0.00133	0.193
3/10/20 11:06	1.10	73.0	0.133	0.3644	6.85	0.882	29.49	532.97	20.75	1739	101,858	0.08	0.00133	0.194
3/10/20 11:07	1.10	73.6	0.141	0.3752	6.85	0.882	29.49	533.64	21.38	1791	104,815	0.08	0.00137	0.195
3/10/20 11:08	1.10	73.4	0.133	0.3648	7.05	0.882	29.49	533.45	20.78	1741	101,927	0.08	0.00137	0.197
3/10/20 11:09	1.10	74.2	0.137	0.3695	6.84	0.881	29.49	534.23	21.06	1765	103,145	0.08	0.00134	0.198
3/10/20 11:10	1.10	74.6	0.139	0.3727	6.71	0.892	29.49	534.64	21.26	1781	104,010	0.08	0.00133	0.199
3/10/20 11:11	1.10	74.4	0.131	0.3615	7.28	0.903	29.49	534.40	20.62	1727	100,918	0.08	0.00140	0.201
3/10/20 11:12	1.10	74.2	0.141	0.3760	7.20	0.886	29.49	534.16	21.44	1796	104,987	0.09	0.00144	0.202
3/10/20 11:13	1.10	73.8	0.136	0.3688	7.32	0.896	29.49	533.76	21.02	1761	103,004	0.09	0.00144	0.204
3/10/20 11:14	1.10	74.5	0.137	0.3700	7.61	0.891	29.49	534.52	21.10	1768	103,270	0.09	0.00150	0.205
3/10/20 11:15	1.10	75.1	0.135	0.3676	7.28	0.914	29.49	535.05	20.97	1757	102,542	0.09	0.00142	0.206
3/10/20 11:16	1.10	75.0	0.131	0.3624	7.33	0.920	29.49	535.00	20.67	1732	101,096	0.08	0.00141	0.208
3/10/20 11:17	1.10	74.3	0.143	0.3784	7.25	0.926	29.49	534.33	21.58	1808	105,645	0.09	0.00146	0.209
3/10/20 11:18	1.10	75.5	0.146	0.3822	7.11	0.934	29.49	535.49	21.82	1828	106,595	0.09	0.00144	0.211
3/10/20 11:19	1.10	77.1	0.128	0.3571	7.15	0.919	29.49	537.07	20.41	1710	99,429	0.08	0.00136	0.212
3/10/20 11:20	1.10	77.9	0.132	0.3636	7.15	0.925	29.49	537.87	20.80	1743	101,171	0.08	0.00138	0.214
3/10/20 11:21	1.10	79.2	0.143	0.3780	6.60	0.935	29.49	539.23	21.65	1814	105,055	0.08	0.00132	0.215
3/10/20 11:22	1.10	82.7	0.134	0.3661	6.40	0.972	29.49	542.65	21.04	1762	101,417	0.07	0.00124	0.216
3/10/20 11:23	1.10	83.2	0.136	0.3691	5.98	1.008	29.49	543.21	21.22	1778	102,201	0.07	0.00116	0.217
3/10/20 11:24	1.10	82.2	0.138	0.3715	5.32	1.039	29.49	542.19	21.34	1788	102,977	0.06	0.00104	0.218
3/10/20 11:25	1.10	81.3	0.138	0.3711	5.84	1.092	29.49	541.26	21.30	1785	102,963	0.07	0.00115	0.219
3/10/20 11:26	1.10	80.7	0.140	0.3746	4.92	1.123	29.49	540.68	21.49	1801	103,992	0.06	0.00097	0.220
3/10/20 11:27	1.10	81.4	0.128	0.3578	4.82	1.176	29.49	541.35	20.54	1721	99,277	0.05	0.00091	0.221
3/10/20 11:28	1.10	83.1	0.129	0.3594	8.95	1.349	29.49	543.05	20.68	1732	99,618	0.10	0.00170	0.223
3/10/20 11:29	1.10	83.7	0.138	0.3719	8.78	1.365	29.49	543.71	21.41	1794	103,007	0.10	0.00172	0.225
3/10/20 11:30	1.10	82.5	0.138	0.3719	8.81	1.395	29.49	542.47	21.39	1792	103,131	0.10	0.00173	0.226
3/10/20 11:31	1.10	81.7	0.137	0.3703	8.68	1.414	29.49	541.65	21.28	1783	102,764	0.10	0.00170	0.228

Emission Calculations

Client: Medline
Location: Waukegan, IL
Source: Inlet #2
Date: 3/10/2020

As: 1.3963 sqft
Cp: 0.84
Barometric: 29.41 in Hg
O2: 20.9 % vol
CO2: 0.0 % vol

Clock Time	Static (in H2O)	TC (Deg F)	Raw DP (in H2O)	SQRT DP (in H2O)	EO (ppm v)	Water (% vol)	Ps (in Hg)	Ts (deg R)	Vs (fps)	Qact (acfm)	Qstd (scfh)	EO Em (lb/hr)	EO Em (lb/min)	EO Total (lbs)
3/10/20 11:32	1.10	80.0	0.134	0.3657	8.75	1.421	29.49	540.01	20.98	1758	101,637	0.10	0.00170	0.230
3/10/20 11:33	1.10	80.3	0.130	0.3611	8.58	1.402	29.49	540.29	20.72	1736	100,345	0.10	0.00164	0.232
3/10/20 11:34	1.10	80.8	0.134	0.3666	8.71	1.393	29.49	540.82	21.05	1764	101,821	0.10	0.00169	0.233
3/10/20 11:35	1.10	81.8	0.131	0.3618	8.33	1.400	29.49	541.80	20.79	1742	100,397	0.10	0.00159	0.235
3/10/20 11:36	1.10	81.7	0.134	0.3662	8.44	1.385	29.49	541.72	21.04	1763	101,622	0.10	0.00163	0.236
3/10/20 11:37	1.10	80.5	0.138	0.3716	8.72	1.391	29.49	540.53	21.33	1787	103,240	0.10	0.00172	0.238
3/10/20 11:38	1.10	80.0	0.124	0.3516	8.71	1.386	29.49	540.02	20.17	1690	97,715	0.10	0.00162	0.240
3/10/20 11:39	1.10	80.0	0.137	0.3703	8.72	1.383	29.49	540.00	21.24	1780	102,914	0.10	0.00171	0.241
3/10/20 11:40	1.10	80.4	0.133	0.3640	8.66	1.377	29.49	540.38	20.89	1750	101,137	0.10	0.00167	0.243
3/10/20 11:41	1.10	82.2	0.131	0.3624	8.59	1.387	29.49	542.18	20.83	1745	100,512	0.10	0.00165	0.245
3/10/20 11:42	1.10	84.4	0.127	0.3569	8.66	1.396	29.49	544.38	20.56	1723	98,810	0.10	0.00163	0.246
3/10/20 11:43	1.10	86.5	0.138	0.3716	8.51	1.424	29.49	546.55	21.45	1797	102,677	0.10	0.00166	0.248
3/10/20 11:44	1.10	87.9	0.142	0.3764	8.83	1.441	29.49	547.94	21.76	1823	103,878	0.10	0.00175	0.250
3/10/20 11:45	1.10	86.3	0.128	0.3582	9.12	1.472	29.49	546.27	20.67	1732	99,001	0.10	0.00172	0.252
3/10/20 11:46	1.10	85.2	0.126	0.3555	9.10	1.475	29.49	545.23	20.50	1717	98,359	0.10	0.00171	0.253
3/10/20 11:47	1.10	85.5	0.146	0.3814	8.95	1.471	29.49	545.48	22.00	1843	105,504	0.11	0.00180	0.255
3/10/20 11:48	1.10	83.5	0.127	0.3569	8.94	1.473	29.49	543.53	20.55	1722	98,901	0.10	0.00168	0.257
3/10/20 11:49	1.10	82.9	0.129	0.3585	8.94	1.456	29.49	542.88	20.62	1728	99,384	0.10	0.00169	0.258
3/10/20 11:50	1.10	85.5	0.133	0.3641	8.75	1.461	29.49	545.52	21.00	1759	100,713	0.10	0.00168	0.260
3/10/20 11:51	1.10	87.8	0.137	0.3701	9.10	1.488	29.49	547.79	21.39	1792	102,163	0.11	0.00177	0.262
3/10/20 11:52	1.10	89.3	0.131	0.3612	9.38	1.519	29.49	549.34	20.91	1752	99,575	0.11	0.00178	0.264
3/10/20 11:53	1.10	89.4	0.130	0.3601	9.11	1.537	29.49	549.42	20.85	1747	99,266	0.10	0.00172	0.265
3/10/20 11:54	1.10	90.8	0.131	0.3625	9.10	1.573	29.49	550.75	21.01	1760	99,800	0.10	0.00173	0.267
3/10/20 11:55	1.10	90.7	0.148	0.3843	9.08	1.606	29.49	550.68	22.28	1866	105,823	0.11	0.00183	0.269
3/10/20 11:56	1.10	87.9	0.133	0.3652	10.74	1.584	29.49	547.87	21.12	1769	100,823	0.12	0.00206	0.271
3/10/20 11:57	1.10	86.8	0.134	0.3655	8.93	1.610	29.49	546.84	21.11	1769	100,999	0.10	0.00172	0.273
3/10/20 11:58	1.10	89.1	0.143	0.3776	10.57	1.575	29.49	549.11	21.86	1831	104,123	0.13	0.00210	0.275
3/10/20 11:59	1.10	88.8	0.141	0.3751	10.59	1.601	29.49	548.82	21.70	1818	103,459	0.13	0.00209	0.277
3/10/20 12:00	1.10	88.4	0.133	0.3640	10.38	1.596	29.49	548.42	21.05	1764	100,434	0.12	0.00199	0.279
3/10/20 12:01	1.10	87.3	0.133	0.3644	10.19	1.576	29.49	547.35	21.06	1764	100,643	0.12	0.00195	0.281
3/10/20 12:02	1.10	88.3	0.141	0.3748	8.99	1.609	29.49	548.34	21.68	1816	103,432	0.11	0.00177	0.283
3/10/20 12:03	1.10	89.9	0.138	0.3716	10.43	1.585	29.49	549.85	21.52	1803	102,399	0.12	0.00203	0.285
3/10/20 12:04	1.10	90.2	0.130	0.3607	10.39	1.609	29.49	550.18	20.90	1751	99,363	0.12	0.00197	0.287
3/10/20 12:05	1.10	89.9	0.138	0.3712	10.52	1.647	29.49	549.91	21.50	1801	102,295	0.12	0.00205	0.289
3/10/20 12:06	1.10	89.3	0.139	0.3727	10.31	1.672	29.49	549.32	21.58	1808	102,762	0.12	0.00202	0.291
3/10/20 12:07	1.10	89.5	0.134	0.3661	10.13	1.674	29.49	549.49	21.20	1776	100,918	0.12	0.00195	0.293
3/10/20 12:08	1.10	91.0	0.139	0.3734	10.25	1.690	29.49	550.96	21.65	1814	102,797	0.12	0.00201	0.295
3/10/20 12:09	1.10	93.1	0.139	0.3731	10.09	1.731	29.49	553.09	21.68	1816	102,533	0.12	0.00197	0.297
3/10/20 12:10	1.10	93.6	0.137	0.3697	10.28	1.766	29.49	553.58	21.49	1801	101,570	0.12	0.00199	0.299
3/10/20 12:11	1.10	91.5	0.135	0.3677	10.38	1.793	29.49	551.47	21.34	1787	101,210	0.12	0.00200	0.301
3/10/20 12:12	1.10	91.0	0.137	0.3704	10.88	1.785	29.49	550.97	21.48	1800	102,000	0.13	0.00211	0.303
3/10/20 12:13	1.10	91.2	0.141	0.3754	10.98	1.774	29.49	551.16	21.77	1824	103,346	0.13	0.00216	0.305
3/10/20 12:14	1.10	90.3	0.134	0.3661	11.45	1.771	29.49	550.31	21.22	1778	100,861	0.13	0.00220	0.307
3/10/20 12:15	1.10	89.4	0.134	0.3658	11.30	1.784	29.49	549.43	21.19	1775	100,869	0.13	0.00217	0.309
3/10/20 12:16	1.10	91.6	0.149	0.3860	11.33	1.792	29.49	551.61	22.40	1877	106,235	0.14	0.00229	0.312
3/10/20 12:17	1.10	92.9	0.138	0.3720	11.32	1.822	29.49	552.93	21.62	1811	102,270	0.13	0.00221	0.314
3/10/20 12:18	1.10	93.0	0.141	0.3756	11.32	1.822	29.49	553.05	21.83	1829	103,252	0.13	0.00223	0.316
3/10/20 12:19	1.10	94.0	0.142	0.3774	10.94	1.850	29.49	553.99	21.95	1839	103,644	0.13	0.00216	0.318

Emission Calculations

Client: Medline
Location: Waukegan, IL
Source: Inlet #2
Date: 3/10/2020

As: 1.3963 sqft
Cp: 0.84
Barometric: 29.41 in Hg
O2: 20.9 % vol
CO2: 0.0 % vol

Clock Time	Static (in H2O)	TC (Deg F)	Raw DP (in H2O)	SQRT DP (in H2O)	EO (ppm v)	Water (% vol)	Ps (in Hg)	Ts (deg R)	Vs (fps)	Qact (acfm)	Qstd (scfh)	EO Em (lb/hr)	EO Em (lb/min)	EO Total (lbs)
3/10/20 12:20	1.10	94.0	0.137	0.3703	10.88	1.877	29.49	554.01	21.54	1804	101,700	0.13	0.00211	0.320
3/10/20 12:21	1.10	92.8	0.130	0.3600	11.11	1.893	29.49	552.77	20.92	1752	98,993	0.13	0.00210	0.322
3/10/20 12:22	1.10	91.9	0.137	0.3701	10.83	1.891	29.49	551.87	21.49	1800	101,863	0.13	0.00210	0.324
3/10/20 12:23	1.10	91.5	0.143	0.3778	10.68	1.886	29.49	551.51	21.92	1837	103,993	0.13	0.00212	0.327
3/10/20 12:24	1.10	92.1	0.146	0.3824	10.70	1.852	29.49	552.11	22.20	1860	105,197	0.13	0.00215	0.329
3/10/20 12:25	1.10	92.0	0.144	0.3796	10.38	1.845	29.49	552.00	22.04	1846	104,447	0.12	0.00207	0.331
3/10/20 12:26	1.10	92.0	0.141	0.3759	10.37	1.875	29.49	552.00	21.83	1828	103,433	0.12	0.00204	0.333
3/10/20 12:27	1.10	92.3	0.143	0.3784	10.12	1.890	29.49	552.27	21.98	1841	104,104	0.12	0.00201	0.335
3/10/20 12:28	1.10	92.4	0.139	0.3726	10.31	1.875	29.49	552.41	21.64	1813	102,476	0.12	0.00201	0.337
3/10/20 12:29	1.10	92.1	0.134	0.3654	10.51	1.879	29.49	552.14	21.22	1778	100,527	0.12	0.00201	0.339
3/10/20 12:30	1.10	92.7	0.136	0.3689	10.63	1.886	29.49	552.68	21.43	1796	101,452	0.12	0.00206	0.341
3/10/20 12:31	1.10	92.1	0.141	0.3758	11.15	1.880	29.49	552.07	21.82	1828	103,392	0.13	0.00220	0.343
3/10/20 12:32	1.10	91.9	0.140	0.3738	11.43	1.885	29.49	551.92	21.70	1818	102,856	0.13	0.00224	0.345
3/10/20 12:33	1.10	93.6	0.136	0.3688	11.52	1.881	29.49	553.56	21.44	1796	101,333	0.13	0.00223	0.348
3/10/20 12:34	1.10	93.2	0.141	0.3750	11.49	1.886	29.49	553.22	21.80	1826	103,065	0.14	0.00226	0.350
3/10/20 12:35	1.10	93.2	0.137	0.3696	10.98	1.915	29.49	553.15	21.48	1800	101,600	0.13	0.00213	0.352
3/10/20 12:36	1.10	93.9	0.140	0.3746	11.00	1.927	29.49	553.90	21.79	1825	102,901	0.13	0.00216	0.354
3/10/20 12:37	1.10	92.6	0.143	0.3775	10.27	1.969	29.49	552.55	21.93	1837	103,838	0.12	0.00203	0.356
3/10/20 12:38	1.10	91.1	0.133	0.3644	10.42	1.955	29.49	551.10	21.14	1771	100,371	0.12	0.00199	0.358
3/10/20 12:39	1.10	91.3	0.142	0.3764	10.53	1.940	29.49	551.30	21.85	1830	103,658	0.12	0.00208	0.360
3/10/20 12:40	1.10	91.5	0.141	0.3748	10.83	1.931	29.49	551.51	21.76	1823	103,197	0.13	0.00213	0.362
3/10/20 12:41	1.10	91.7	0.142	0.3763	11.04	1.912	29.49	551.66	21.84	1830	103,582	0.13	0.00218	0.365
3/10/20 12:42	1.10	92.1	0.139	0.3730	11.18	1.885	29.49	552.09	21.66	1814	102,619	0.13	0.00219	0.367
3/10/20 12:43	1.10	93.9	0.134	0.3658	11.25	1.889	29.49	553.93	21.28	1782	100,479	0.13	0.00215	0.369
3/10/20 12:44	1.10	95.3	0.138	0.3715	10.87	1.890	29.49	555.27	21.63	1812	101,920	0.13	0.00211	0.371
3/10/20 12:45	1.10	95.8	0.140	0.3736	10.87	1.924	29.49	555.77	21.77	1824	102,470	0.13	0.00212	0.373
3/10/20 12:46	1.10	95.6	0.133	0.3651	11.03	1.945	29.49	555.59	21.27	1782	100,151	0.13	0.00211	0.375
3/10/20 12:47	1.10	95.5	0.140	0.3739	11.38	1.981	29.49	555.49	21.78	1825	102,580	0.13	0.00222	0.377
3/10/20 12:48	1.10	95.7	0.141	0.3754	11.59	1.981	29.49	555.65	21.87	1832	102,968	0.14	0.00228	0.380
3/10/20 12:49	1.10	94.6	0.134	0.3666	11.55	1.971	29.49	554.62	21.34	1788	100,656	0.13	0.00221	0.382
3/10/20 12:50	1.10	94.0	0.139	0.3722	12.21	1.991	29.49	553.96	21.65	1814	102,245	0.14	0.00238	0.384
3/10/20 12:51	1.10	94.2	0.136	0.3681	11.98	1.980	29.49	554.25	21.42	1795	101,103	0.14	0.00231	0.387
3/10/20 12:52	1.10	92.5	0.139	0.3730	12.05	1.978	29.49	552.54	21.67	1815	102,595	0.14	0.00236	0.389
3/10/20 12:53	1.10	90.8	0.141	0.3758	11.96	1.956	29.49	550.81	21.80	1826	103,525	0.14	0.00236	0.391
3/10/20 12:54	1.10	91.3	0.136	0.3685	11.92	1.935	29.49	551.26	21.38	1792	101,480	0.14	0.00231	0.394
3/10/20 12:55	1.10	92.2	0.140	0.3735	11.64	1.928	29.49	552.20	21.69	1817	102,765	0.14	0.00228	0.396
3/10/20 12:56	1.10	91.9	0.144	0.3788	11.74	1.930	29.49	551.88	21.99	1843	104,258	0.14	0.00233	0.398
3/10/20 12:57	1.10	90.7	0.138	0.3713	11.65	1.936	29.49	550.73	21.54	1804	102,311	0.14	0.00227	0.401
3/10/20 12:58	1.10	91.5	0.138	0.3715	11.91	1.918	29.49	551.47	21.56	1806	102,276	0.14	0.00232	0.403
3/10/20 12:59	1.10	91.8	0.139	0.3723	12.40	1.911	29.49	551.84	21.61	1811	102,462	0.15	0.00242	0.405
3/10/20 13:00	1.10	92.3	0.134	0.3666	12.28	1.909	29.49	552.34	21.29	1784	100,852	0.14	0.00236	0.408
3/10/20 13:01	1.10	92.3	0.135	0.3669	11.97	1.902	29.49	552.34	21.31	1785	100,926	0.14	0.00230	0.410
3/10/20 13:02	1.10	93.6	0.137	0.3699	11.96	1.910	29.49	553.57	21.51	1802	101,635	0.14	0.00232	0.412
3/10/20 13:03	1.10	92.3	0.142	0.3767	11.80	1.912	29.49	552.27	21.88	1833	103,635	0.14	0.00233	0.415
3/10/20 13:04	1.10	92.8	0.136	0.3688	12.08	1.907	29.49	552.82	21.43	1795	101,406	0.14	0.00233	0.417
3/10/20 13:05	1.10	92.7	0.134	0.3661	12.18	1.875	29.49	552.73	21.27	1782	100,659	0.14	0.00234	0.419
3/10/20 13:06	1.10	91.9	0.140	0.3743	12.25	1.868	29.49	551.86	21.73	1820	103,005	0.14	0.00241	0.422
3/10/20 13:07	1.10	91.5	0.135	0.3667	11.79	1.845	29.49	551.52	21.28	1783	100,952	0.14	0.00227	0.424

Emission Calculations

Client: Medline
Location: Waukegan, IL
Source: Inlet #2
Date: 3/10/2020

As: 1.3963 sqft
Cp: 0.84
Barometric: 29.41 in Hg
O2: 20.9 % vol
CO2: 0.0 % vol

Clock Time	Static (in H2O)	TC (Deg F)	Raw DP (in H2O)	SQRT DP (in H2O)	EO (ppm v)	Water (% vol)	Ps (in Hg)	Ts (deg R)	Vs (fps)	Qact (acfm)	Qstd (scfh)	EO Em (lb/hr)	EO Em (lb/min)	EO Total (lbs)
3/10/20 13:08	1.10	91.6	0.140	0.3735	11.44	1.827	29.49	551.63	21.68	1816	102,798	0.13	0.00224	0.426
3/10/20 13:09	1.10	91.0	0.137	0.3699	11.70	1.831	29.49	550.98	21.45	1797	101,859	0.14	0.00227	0.428
3/10/20 13:10	1.10	90.3	0.139	0.3723	11.86	1.787	29.49	550.31	21.58	1808	102,581	0.14	0.00232	0.431
3/10/20 13:11	1.10	91.1	0.131	0.3615	11.79	1.766	29.49	551.14	20.97	1757	99,535	0.13	0.00224	0.433
3/10/20 13:12	1.10	89.6	0.144	0.3789	11.54	1.754	29.49	549.56	21.95	1839	104,480	0.14	0.00230	0.435
3/10/20 13:13	1.10	90.1	0.144	0.3791	11.63	1.735	29.49	550.08	21.97	1840	104,463	0.14	0.00232	0.438
3/10/20 13:14	1.10	90.4	0.143	0.3776	11.66	1.739	29.49	550.42	21.89	1834	104,030	0.14	0.00231	0.440
3/10/20 13:15	1.10	90.2	0.131	0.3612	11.86	1.737	29.49	550.18	20.93	1754	99,541	0.14	0.00225	0.442
3/10/20 13:16	1.10	90.5	0.140	0.3736	11.68	1.720	29.49	550.51	21.66	1814	102,918	0.14	0.00229	0.444
3/10/20 13:17	1.10	90.4	0.137	0.3699	11.57	1.720	29.49	550.45	21.44	1796	101,887	0.13	0.00225	0.447
3/10/20 13:18	1.10	90.1	0.144	0.3799	11.43	1.724	29.49	550.08	22.01	1844	104,678	0.14	0.00228	0.449
3/10/20 13:19	1.10	91.6	0.139	0.3726	11.57	1.708	29.49	551.61	21.62	1811	102,518	0.14	0.00226	0.451
3/10/20 13:20	1.10	91.7	0.134	0.3659	11.50	1.722	29.49	551.68	21.23	1779	100,689	0.13	0.00221	0.453
3/10/20 13:21	1.10	91.4	0.139	0.3727	11.58	1.702	29.49	551.41	21.62	1811	102,573	0.14	0.00226	0.456
3/10/20 13:22	1.10	90.8	0.137	0.3705	11.51	1.702	29.49	550.83	21.48	1800	102,034	0.13	0.00224	0.458
3/10/20 13:23	1.10	92.5	0.140	0.3736	11.63	1.693	29.49	552.49	21.70	1818	102,729	0.14	0.00228	0.460
3/10/20 13:24	1.10	92.8	0.137	0.3707	11.16	1.700	29.49	552.76	21.53	1804	101,893	0.13	0.00217	0.462
3/10/20 13:25	1.10	91.5	0.140	0.3747	11.42	1.706	29.49	551.46	21.74	1821	103,122	0.13	0.00224	0.465
3/10/20 13:26	1.10	90.2	0.137	0.3703	11.26	1.712	29.49	550.20	21.46	1798	102,020	0.13	0.00219	0.467
3/10/20 13:27	1.10	91.1	0.144	0.3799	11.30	1.714	29.49	551.09	22.03	1846	104,581	0.14	0.00225	0.469
3/10/20 13:28	1.10	91.0	0.137	0.3700	11.33	1.698	29.49	551.02	21.46	1798	101,867	0.13	0.00220	0.471
3/10/20 13:29	1.10	90.8	0.142	0.3774	11.33	1.698	29.49	550.82	21.88	1833	103,912	0.13	0.00224	0.474
3/10/20 13:30	1.10	92.0	0.142	0.3768	11.77	1.689	29.49	551.95	21.87	1832	103,658	0.14	0.00232	0.476
3/10/20 13:31	1.10	92.7	0.143	0.3776	11.53	1.704	29.49	552.68	21.93	1837	103,810	0.14	0.00228	0.478
3/10/20 13:32	1.10	92.4	0.142	0.3763	11.81	1.693	29.49	552.37	21.85	1830	103,473	0.14	0.00233	0.480
3/10/20 13:33	1.10	90.7	0.131	0.3622	36.42	1.688	29.49	550.72	21.00	1759	99,748	0.42	0.00692	0.487
3/10/20 13:34	1.10	90.9	0.137	0.3697	85.54	1.673	29.49	550.90	21.44	1796	101,799	1.00	0.01659	0.504
3/10/20 13:35	1.10	90.7	0.133	0.3644	78.47	1.660	29.49	550.69	21.12	1770	100,353	0.90	0.01501	0.519
3/10/20 13:36	1.10	88.9	0.141	0.3754	70.71	1.655	29.49	548.93	21.72	1820	103,532	0.84	0.01395	0.533
3/10/20 13:37	1.10	88.9	0.147	0.3829	64.81	1.648	29.49	548.95	22.16	1856	105,603	0.78	0.01304	0.546
3/10/20 13:38	1.10	89.8	0.138	0.3712	59.92	1.621	29.49	549.78	21.50	1801	102,301	0.70	0.01168	0.558
3/10/20 13:39	1.10	89.5	0.137	0.3705	55.90	1.608	29.49	549.45	21.45	1797	102,143	0.65	0.01088	0.569
3/10/20 13:40	1.10	90.6	0.132	0.3630	52.52	1.588	29.49	550.62	21.04	1763	99,967	0.60	0.01000	0.579
3/10/20 13:41	1.10	91.6	0.136	0.3681	49.62	1.581	29.49	551.63	21.35	1789	101,266	0.57	0.00957	0.588
3/10/20 13:42	1.10	90.8	0.141	0.3759	45.70	1.598	29.49	550.77	21.79	1825	103,495	0.54	0.00901	0.597
3/10/20 13:43	1.10	90.4	0.134	0.3661	44.87	1.563	29.49	550.37	21.21	1777	100,815	0.52	0.00862	0.606
3/10/20 13:44	1.10	91.1	0.143	0.3785	100.94	1.587	29.49	551.08	21.95	1839	104,193	1.20	0.02004	0.626
3/10/20 13:45	1.10	90.5	0.135	0.3672	215.53	1.562	29.49	550.51	21.28	1782	101,103	2.49	0.04153	0.667
3/10/20 13:46	1.10	89.5	0.137	0.3700	208.71	1.607	29.49	549.54	21.42	1795	101,986	2.43	0.04056	0.708
3/10/20 13:47	1.10	90.2	0.132	0.3633	205.02	1.555	29.49	550.23	21.05	1763	100,072	2.35	0.03910	0.747
3/10/20 13:48	1.10	90.7	0.144	0.3796	198.77	1.594	29.49	550.70	22.00	1843	104,521	2.38	0.03959	0.787
3/10/20 13:49	1.10	89.9	0.143	0.3783	182.44	1.575	29.49	549.88	21.91	1836	104,232	2.17	0.03624	0.823
3/10/20 13:50	1.10	89.8	0.141	0.3758	171.38	1.569	29.49	549.78	21.76	1823	103,546	2.03	0.03382	0.857
3/10/20 13:51	1.10	90.2	0.142	0.3774	167.44	1.551	29.49	550.22	21.86	1831	103,940	1.99	0.03316	0.890
3/10/20 13:52	1.10	90.3	0.138	0.3709	182.85	1.541	29.49	550.31	21.49	1800	102,162	2.14	0.03560	0.925
3/10/20 13:53	1.10	90.0	0.136	0.3692	182.76	1.531	29.49	549.98	21.38	1791	101,707	2.13	0.03542	0.961
3/10/20 13:54	1.10	91.6	0.136	0.3681	177.77	1.540	29.49	551.57	21.35	1789	101,263	2.06	0.03430	0.995
3/10/20 13:55	1.10	91.4	0.145	0.3801	172.50	1.546	29.49	551.42	22.05	1847	104,588	2.06	0.03438	1.029

Emission Calculations

Client: Medline
Location: Waukegan, IL
Source: Inlet #2
Date: 3/10/2020

As: 1.3963 sqft
Cp: 0.84
Barometric: 29.41 in Hg
O2: 20.9 % vol
CO2: 0.0 % vol

Clock Time	Static (in H2O)	TC (Deg F)	Raw DP (in H2O)	SQRT DP (in H2O)	EO (ppm v)	Water (% vol)	Ps (in Hg)	Ts (deg R)	Vs (fps)	Qact (acfm)	Qstd (scfh)	EO Em (lb/hr)	EO Em (lb/min)	EO Total (lbs)
3/10/20 13:56	1.10	90.0	0.134	0.3663	169.23	1.531	29.49	549.96	21.22	1777	100,923	1.95	0.03255	1.062
3/10/20 13:57	1.10	91.4	0.136	0.3684	155.44	1.520	29.49	551.43	21.36	1790	101,348	1.80	0.03002	1.092
3/10/20 13:58	1.10	91.5	0.137	0.3699	141.91	1.527	29.49	551.46	21.45	1797	101,756	1.65	0.02752	1.120
3/10/20 13:59	1.10	90.6	0.135	0.3678	139.79	1.483	29.49	550.58	21.31	1786	101,269	1.62	0.02698	1.147
3/10/20 14:00	1.10	90.5	0.142	0.3767	20.89	1.486	29.49	550.50	21.83	1829	103,718	0.25	0.00413	1.151
3/10/20 14:01	1.10	89.7	0.145	0.3805	13.06	1.484	29.49	549.72	22.03	1846	104,846	0.16	0.00261	1.153
3/10/20 14:02	1.10	88.3	0.143	0.3779	19.77	1.488	29.49	548.27	21.85	1831	104,258	0.24	0.00393	1.157
3/10/20 14:03	1.10	89.7	0.139	0.3724	154.58	1.482	29.49	549.65	21.56	1806	102,620	1.81	0.03023	1.187
3/10/20 14:04	1.10	90.0	0.143	0.3779	154.25	1.506	29.49	550.05	21.89	1834	104,093	1.84	0.03060	1.218
3/10/20 14:05	1.10	89.5	0.129	0.3585	147.52	1.534	29.49	549.47	20.75	1739	98,801	1.67	0.02777	1.246
3/10/20 14:06	1.10	90.3	0.144	0.3799	143.75	1.529	29.49	550.32	22.01	1844	104,616	1.72	0.02866	1.274
3/10/20 14:07	1.10	89.4	0.134	0.3655	139.73	1.511	29.49	549.44	21.16	1773	100,740	1.61	0.02682	1.301
3/10/20 14:08	1.10	90.0	0.138	0.3709	156.25	1.506	29.49	550.03	21.48	1800	102,181	1.83	0.03043	1.332
3/10/20 14:09	1.10	90.2	0.139	0.3723	108.44	1.513	29.49	550.25	21.57	1807	102,533	1.27	0.02119	1.353
3/10/20 14:10	1.10	88.4	0.143	0.3779	77.17	1.526	29.49	548.38	21.85	1831	104,255	0.92	0.01533	1.368
3/10/20 14:11	1.10	89.5	0.137	0.3703	64.72	1.490	29.49	549.49	21.43	1796	102,043	0.76	0.01259	1.381
3/10/20 14:12	1.10	90.2	0.140	0.3735	55.71	1.459	29.49	550.19	21.63	1812	102,861	0.66	0.01092	1.392
3/10/20 14:13	1.10	88.9	0.141	0.3750	50.41	1.444	29.49	548.92	21.69	1817	103,382	0.60	0.00993	1.402
3/10/20 14:14	1.10	89.4	0.147	0.3833	49.01	1.449	29.49	549.42	22.18	1858	105,625	0.59	0.00986	1.412
3/10/20 14:15	1.10	89.7	0.129	0.3592	46.85	1.442	29.49	549.67	20.79	1742	98,957	0.53	0.00883	1.420
3/10/20 14:16	1.10	89.6	0.142	0.3768	49.09	1.427	29.49	549.58	21.81	1827	103,830	0.58	0.00971	1.430
3/10/20 14:17	1.10	90.2	0.142	0.3770	50.25	1.428	29.49	550.21	21.83	1829	103,807	0.60	0.00994	1.440
3/10/20 14:18	1.10	91.2	0.141	0.3748	47.41	1.445	29.49	551.17	21.73	1820	103,134	0.56	0.00932	1.449
3/10/20 14:19	1.10	90.3	0.141	0.3752	40.90	1.434	29.49	550.26	21.73	1821	103,327	0.48	0.00805	1.457
3/10/20 14:20	1.10	90.0	0.131	0.3621	36.14	1.436	29.49	550.03	20.97	1757	99,725	0.41	0.00687	1.464
3/10/20 14:21	1.10	90.4	0.145	0.3804	36.04	1.412	29.49	550.38	22.03	1846	104,733	0.43	0.00719	1.471
3/10/20 14:22	1.10	90.2	0.131	0.3621	36.49	1.410	29.49	550.22	20.97	1757	99,704	0.42	0.00693	1.478
3/10/20 14:23	1.10	89.7	0.138	0.3718	38.09	1.409	29.49	549.66	21.52	1803	102,420	0.45	0.00744	1.486
3/10/20 14:24	1.10	90.8	0.142	0.3774	37.52	1.403	29.49	550.79	21.87	1832	103,856	0.45	0.00742	1.493
3/10/20 14:25	1.10	91.2	0.136	0.3684	37.23	1.402	29.49	551.18	21.35	1789	101,348	0.43	0.00719	1.500
3/10/20 14:26	1.10	90.5	0.131	0.3618	35.70	1.403	29.49	550.47	20.96	1756	99,604	0.41	0.00678	1.507
3/10/20 14:27	1.10	90.6	0.138	0.3713	33.74	1.402	29.49	550.64	21.52	1803	102,217	0.39	0.00657	1.514
3/10/20 14:28	1.10	91.6	0.140	0.3742	32.92	1.400	29.49	551.60	21.70	1818	102,902	0.39	0.00645	1.520
3/10/20 14:29	1.10	90.6	0.134	0.3666	31.88	1.409	29.49	550.58	21.24	1779	100,917	0.37	0.00613	1.526
3/10/20 14:30	1.10	90.5	0.141	0.3751	31.12	1.406	29.49	550.51	21.73	1821	103,262	0.37	0.00612	1.533
3/10/20 14:31	1.10	91.6	0.141	0.3752	30.37	1.406	29.49	551.57	21.76	1823	103,199	0.36	0.00597	1.538
3/10/20 14:32	1.10	91.4	0.147	0.3829	29.60	1.411	29.49	551.44	22.20	1860	105,317	0.36	0.00594	1.544
3/10/20 14:33	1.10	90.7	0.140	0.3742	30.49	1.421	29.49	550.70	21.68	1816	102,990	0.36	0.00598	1.550
3/10/20 14:34	1.10	91.9	0.142	0.3770	29.71	1.412	29.49	551.88	21.87	1832	103,647	0.35	0.00587	1.556
3/10/20 14:35	1.10	91.7	0.144	0.3792	29.87	1.402	29.49	551.74	21.99	1843	104,276	0.36	0.00594	1.562
3/10/20 14:36	1.10	90.9	0.140	0.3736	29.94	1.393	29.49	550.88	21.65	1814	102,820	0.35	0.00587	1.568
3/10/20 14:37	1.10	90.5	0.138	0.3716	30.24	1.360	29.49	550.53	21.53	1803	102,292	0.35	0.00590	1.574
3/10/20 14:38	1.10	91.0	0.137	0.3696	30.95	1.364	29.49	551.05	21.42	1795	101,688	0.36	0.00600	1.580
3/10/20 14:39	1.10	90.4	0.143	0.3783	33.75	1.356	29.49	550.39	21.91	1836	104,140	0.40	0.00670	1.587
3/10/20 14:40	1.10	88.8	0.140	0.3735	33.75	1.356	29.49	548.82	21.60	1810	102,969	0.40	0.00662	1.593
3/10/20 14:41	1.10	89.8	0.141	0.3754	37.13	1.345	29.49	549.83	21.73	1820	103,387	0.44	0.00731	1.601
3/10/20 14:42	1.10	89.5	0.143	0.3784	40.81	1.325	29.49	549.48	21.90	1835	104,256	0.49	0.00811	1.609
3/10/20 14:43	1.10	90.0	0.140	0.3746	42.42	1.325	29.49	549.96	21.68	1817	103,151	0.50	0.00834	1.617

Emission Calculations

Client: Medline
Location: Waukegan, IL
Source: Inlet #2
Date: 3/10/2020

As: 1.3963 sqft
Cp: 0.84
Barometric: 29.41 in Hg
O2: 20.9 % vol
CO2: 0.0 % vol

Clock Time	Static (in H2O)	TC (Deg F)	Raw DP (in H2O)	SQRT DP (in H2O)	EO (ppm v)	Water (% vol)	Ps (in Hg)	Ts (deg R)	Vs (fps)	Qact (acfm)	Qstd (scfh)	EO Em (lb/hr)	EO Em (lb/min)	EO Total (lbs)
3/10/20 14:44	1.10	90.5	0.139	0.3730	41.52	1.339	29.49	550.54	21.60	1810	102,658	0.49	0.00812	1.625
3/10/20 14:45	1.10	89.2	0.133	0.3641	42.43	1.343	29.49	549.22	21.07	1765	100,351	0.49	0.00811	1.633
3/10/20 14:46	1.10	90.1	0.137	0.3707	42.79	1.358	29.49	550.07	21.46	1798	102,076	0.50	0.00832	1.642
3/10/20 14:47	1.10	90.2	0.141	0.3750	42.32	1.341	29.49	550.18	21.71	1819	103,243	0.50	0.00833	1.650
3/10/20 14:48	1.10	89.1	0.139	0.3722	42.42	1.344	29.49	549.08	21.53	1804	102,572	0.50	0.00829	1.658
3/10/20 14:49	1.10	89.2	0.144	0.3796	42.38	1.350	29.49	549.20	21.96	1840	104,616	0.51	0.00845	1.667
3/10/20 14:50	1.10	88.2	0.143	0.3775	42.04	1.346	29.49	548.20	21.82	1828	104,127	0.50	0.00834	1.675
3/10/20 14:51	1.10	86.7	0.147	0.3835	41.50	1.362	29.49	546.71	22.14	1855	105,941	0.50	0.00838	1.683
3/10/20 14:52	1.10	86.8	0.137	0.3695	40.90	1.367	29.49	546.83	21.33	1787	102,043	0.48	0.00795	1.691
3/10/20 14:53	1.10	87.0	0.138	0.3719	40.60	1.356	29.49	546.96	21.47	1799	102,699	0.48	0.00795	1.699
3/10/20 14:54	1.10	86.9	0.143	0.3779	40.56	1.352	29.49	546.89	21.82	1828	104,362	0.48	0.00807	1.707
3/10/20 14:55	1.10	87.1	0.128	0.3579	41.71	1.345	29.49	547.08	20.67	1731	98,827	0.47	0.00785	1.715
3/10/20 14:56	1.10	86.9	0.141	0.3759	44.13	1.346	29.49	546.93	21.70	1818	103,808	0.52	0.00873	1.724
3/10/20 14:57	1.10	88.2	0.139	0.3723	47.05	1.349	29.49	548.23	21.52	1803	102,690	0.55	0.00921	1.733
3/10/20 14:58	1.10	89.4	0.138	0.3712	50.97	1.349	29.49	549.37	21.48	1800	102,287	0.60	0.00994	1.743
3/10/20 14:59	1.10	88.4	0.143	0.3784	52.12	1.343	29.49	548.44	21.88	1833	104,359	0.62	0.01036	1.753
3/10/20 15:00	1.10	87.9	0.140	0.3735	51.96	1.337	29.49	547.86	21.58	1808	103,055	0.61	0.01021	1.764
3/10/20 15:01	1.10	88.7	0.134	0.3654	50.67	1.334	29.49	548.65	21.13	1770	100,742	0.58	0.00973	1.773
3/10/20 15:02	1.10	88.8	0.144	0.3792	48.65	1.320	29.49	548.81	21.93	1837	104,538	0.58	0.00969	1.783
3/10/20 15:03	1.10	88.2	0.141	0.3756	47.01	1.315	29.49	548.19	21.71	1819	103,609	0.56	0.00928	1.792
3/10/20 15:04	1.10	87.7	0.142	0.3768	46.15	1.312	29.49	547.70	21.77	1824	103,985	0.55	0.00915	1.802
3/10/20 15:05	1.10	88.2	0.140	0.3740	45.27	1.307	29.49	548.18	21.62	1811	103,167	0.53	0.00890	1.810
3/10/20 15:06	1.10	88.4	0.136	0.3692	44.01	1.294	29.49	548.36	21.34	1788	101,812	0.51	0.00854	1.819
3/10/20 15:07	1.10	87.8	0.130	0.3599	42.61	1.298	29.49	547.76	20.79	1742	99,294	0.48	0.00806	1.827
3/10/20 15:08	1.10	87.2	0.130	0.3603	41.74	1.294	29.49	547.22	20.80	1743	99,458	0.47	0.00791	1.835
3/10/20 15:09	1.10	86.5	0.143	0.3782	40.79	1.290	29.49	546.48	21.82	1828	104,462	0.49	0.00812	1.843
3/10/20 15:10	1.10	87.0	0.142	0.3768	39.35	1.302	29.49	547.00	21.76	1823	104,049	0.47	0.00780	1.851
3/10/20 15:11	1.10	87.3	0.142	0.3762	38.35	1.301	29.49	547.35	21.72	1820	103,833	0.46	0.00759	1.858
3/10/20 15:12	1.10	87.5	0.141	0.3751	37.72	1.289	29.49	547.47	21.67	1815	103,526	0.45	0.00744	1.866
3/10/20 15:13	1.10	88.2	0.140	0.3738	37.39	1.275	29.49	548.22	21.60	1810	103,083	0.44	0.00734	1.873
3/10/20 15:14	1.10	87.5	0.138	0.3715	36.43	1.273	29.49	547.49	21.46	1798	102,522	0.43	0.00712	1.880
3/10/20 15:15	1.10	87.8	0.142	0.3762	123.97	1.290	29.49	547.79	21.73	1821	103,789	1.47	0.02452	1.905
3/10/20 15:16	1.10	87.9	0.137	0.3707	173.22	1.286	29.49	547.91	21.42	1794	102,262	2.03	0.03376	1.939
3/10/20 15:17	1.10	87.9	0.137	0.3696	156.40	1.286	29.49	547.89	21.36	1789	101,966	1.82	0.03039	1.969
3/10/20 15:18	1.10	87.2	0.143	0.3780	141.45	1.290	29.49	547.19	21.83	1829	104,358	1.69	0.02813	1.997
3/10/20 15:19	1.10	86.4	0.138	0.3720	129.14	1.302	29.49	546.37	21.47	1798	102,781	1.52	0.02529	2.022
3/10/20 15:20	1.10	88.4	0.140	0.3738	118.44	1.307	29.49	548.35	21.61	1810	103,077	1.40	0.02326	2.046
3/10/20 15:21	1.10	89.8	0.145	0.3808	148.49	1.316	29.49	549.78	22.04	1847	104,880	1.78	0.02968	2.075
3/10/20 15:22	1.10	89.9	0.142	0.3763	166.05	1.351	29.49	549.86	21.78	1825	103,642	1.97	0.03279	2.108
3/10/20 15:23	1.10	89.2	0.142	0.3771	154.08	1.381	29.49	549.20	21.82	1828	103,930	1.83	0.03052	2.139
3/10/20 15:24	1.10	89.2	0.139	0.3724	145.91	1.400	29.49	549.19	21.55	1805	102,647	1.71	0.02854	2.167
3/10/20 15:25	1.10	88.1	0.140	0.3739	139.12	1.380	29.49	548.07	21.61	1811	103,154	1.64	0.02735	2.195
3/10/20 15:26	1.10	86.6	0.143	0.3785	133.07	1.359	29.49	546.56	21.85	1830	104,578	1.59	0.02652	2.221
3/10/20 15:27	1.10	85.6	0.135	0.3667	128.29	1.357	29.49	545.57	21.15	1772	101,408	1.49	0.02479	2.246
3/10/20 15:28	1.10	86.2	0.138	0.3718	122.39	1.335	29.49	546.19	21.45	1797	102,730	1.44	0.02396	2.270
3/10/20 15:29	1.10	86.5	0.139	0.3724	118.93	1.326	29.49	546.50	21.49	1801	102,885	1.40	0.02332	2.293
3/10/20 15:30	1.10	85.3	0.134	0.3666	114.56	1.325	29.49	545.34	21.13	1771	101,385	1.33	0.02213	2.315
3/10/20 15:31	1.10	86.0	0.138	0.3708	78.72	1.333	29.49	545.98	21.39	1792	102,490	0.92	0.01538	2.331

Emission Calculations

Client: Medline
Location: Waukegan, IL
Source: Inlet #2
Date: 3/10/2020

As: 1.3963 sqft
Cp: 0.84
Barometric: 29.41 in Hg
O2: 20.9 % vol
CO2: 0.0 % vol

Clock Time	Static (in H2O)	TC (Deg F)	Raw DP (in H2O)	SQRT DP (in H2O)	EO (ppm v)	Water (% vol)	Ps (in Hg)	Ts (deg R)	Vs (fps)	Qact (acfm)	Qstd (scfh)	EO Em (lb/hr)	EO Em (lb/min)	EO Total (lbs)
3/10/20 15:32	1.10	86.1	0.140	0.3746	74.67	1.324	29.49	546.05	21.61	1810	103,519	0.88	0.01473	2.345
3/10/20 15:33	1.10	86.3	0.149	0.3859	107.75	1.320	29.49	546.31	22.27	1865	106,619	1.31	0.02189	2.367
3/10/20 15:34	1.10	84.3	0.142	0.3763	110.35	1.320	29.49	544.32	21.67	1816	104,161	1.31	0.02190	2.389
3/10/20 15:35	1.10	82.3	0.139	0.3728	108.79	1.320	29.49	542.32	21.43	1796	103,392	1.29	0.02143	2.411
3/10/20 15:36	1.10	82.8	0.133	0.3650	74.36	1.268	29.49	542.77	20.99	1758	101,160	0.86	0.01433	2.425
3/10/20 15:37	1.10	83.9	0.144	0.3796	28.84	1.237	29.49	543.92	21.85	1831	105,100	0.35	0.00578	2.431
3/10/20 15:38	1.10	84.0	0.136	0.3688	28.18	1.241	29.49	544.01	21.23	1779	102,095	0.33	0.00548	2.436
3/10/20 15:39	1.10	84.9	0.137	0.3697	26.62	1.247	29.49	544.89	21.30	1785	102,276	0.31	0.00519	2.441
3/10/20 15:40	1.10	84.4	0.148	0.3852	54.36	1.248	29.49	544.38	22.19	1859	106,614	0.66	0.01104	2.452
3/10/20 15:41	1.10	83.9	0.144	0.3796	75.44	1.271	29.49	543.88	21.85	1831	105,110	0.91	0.01511	2.468
3/10/20 15:42	1.10	83.0	0.138	0.3716	41.44	1.265	29.49	542.97	21.37	1791	102,984	0.49	0.00813	2.476
3/10/20 15:43	1.10	82.3	0.142	0.3763	28.99	1.254	29.49	542.33	21.63	1812	104,340	0.35	0.00576	2.481
3/10/20 15:44	1.10	83.5	0.149	0.3859	28.36	1.227	29.49	543.49	22.20	1860	106,876	0.35	0.00578	2.487
3/10/20 15:45	1.10	84.0	0.144	0.3792	28.00	1.227	29.49	544.01	21.83	1829	104,980	0.34	0.00560	2.493
3/10/20 15:46	1.10	82.5	0.150	0.3872	27.55	1.235	29.49	542.54	22.26	1865	107,329	0.34	0.00563	2.498
3/10/20 15:47	1.10	82.9	0.137	0.3707	29.02	1.244	29.49	542.90	21.32	1786	102,725	0.34	0.00568	2.504
3/10/20 15:48	1.10	82.3	0.144	0.3800	28.65	1.237	29.49	542.28	21.84	1830	105,368	0.35	0.00575	2.510
3/10/20 15:49	1.10	81.9	0.138	0.3708	29.06	1.227	29.49	541.93	21.31	1785	102,851	0.34	0.00570	2.516
3/10/20 15:50	1.10	82.7	0.134	0.3665	28.49	1.216	29.49	542.69	21.07	1765	101,573	0.33	0.00551	2.521
3/10/20 15:51	1.10	84.3	0.140	0.3742	28.29	1.224	29.49	544.34	21.55	1805	103,551	0.33	0.00558	2.527
3/10/20 15:52	1.10	84.0	0.141	0.3759	28.29	1.224	29.49	544.04	21.64	1813	104,059	0.34	0.00561	2.532
3/10/20 15:53	1.10	83.8	0.138	0.3715	26.79	1.222	29.49	543.82	21.38	1791	102,858	0.32	0.00525	2.538
3/10/20 15:54	1.10	84.8	0.140	0.3736	25.59	1.217	29.49	544.83	21.53	1803	103,355	0.30	0.00504	2.543
3/10/20 15:55	1.10	85.9	0.142	0.3764	25.56	1.199	29.49	545.85	21.71	1819	104,029	0.30	0.00507	2.548
3/10/20 15:56	1.10	85.9	0.150	0.3868	25.34	1.211	29.49	545.94	22.31	1869	106,883	0.31	0.00516	2.553
3/10/20 15:57	1.10	85.3	0.139	0.3730	24.70	1.221	29.49	545.33	21.50	1801	103,123	0.29	0.00485	2.558
3/10/20 15:58	1.10	85.2	0.137	0.3695	25.27	1.219	29.49	545.24	21.29	1784	102,163	0.30	0.00492	2.563
3/10/20 15:59	1.10	85.5	0.136	0.3685	24.60	1.237	29.49	545.46	21.24	1780	101,884	0.29	0.00478	2.567
3/10/20 16:00	1.10	85.0	0.139	0.3722	24.11	1.245	29.49	545.05	21.45	1797	102,932	0.28	0.00473	2.572
3/10/20 16:01	1.10	85.8	0.136	0.3688	24.09	1.250	29.49	545.76	21.27	1782	101,933	0.28	0.00468	2.577
3/10/20 16:02	1.10	85.4	0.142	0.3762	23.74	1.235	29.49	545.38	21.68	1817	104,007	0.28	0.00471	2.581
3/10/20 16:03	1.10	84.0	0.154	0.3927	23.12	1.222	29.49	543.99	22.61	1894	108,711	0.29	0.00479	2.586
3/10/20 16:04	1.10	83.4	0.137	0.3697	23.63	1.233	29.49	543.43	21.27	1782	102,411	0.28	0.00461	2.591
3/10/20 16:05	1.10	83.5	0.139	0.3732	23.22	1.215	29.49	543.51	21.48	1799	103,369	0.27	0.00457	2.595
3/10/20 16:06	1.10	86.1	0.136	0.3682	23.18	1.187	29.49	546.08	21.24	1779	101,742	0.27	0.00449	2.600
3/10/20 16:07	1.10	86.7	0.139	0.3722	22.91	1.189	29.49	546.69	21.48	1799	102,766	0.27	0.00449	2.604
3/10/20 16:08	1.10	85.6	0.142	0.3763	22.81	1.222	29.49	545.60	21.69	1818	104,021	0.27	0.00452	2.609
3/10/20 16:09	1.10	86.1	0.141	0.3759	22.36	1.231	29.49	546.09	21.68	1816	103,865	0.27	0.00443	2.613
3/10/20 16:10	1.10	86.9	0.136	0.3692	22.62	1.228	29.49	546.88	21.31	1785	101,937	0.26	0.00439	2.618
3/10/20 16:11	1.10	86.6	0.142	0.3774	21.87	1.226	29.49	546.61	21.78	1824	104,218	0.26	0.00434	2.622
3/10/20 16:12	1.10	85.5	0.141	0.3759	21.77	1.229	29.49	545.52	21.67	1815	103,919	0.26	0.00431	2.626
3/10/20 16:13	1.10	83.7	0.134	0.3665	21.70	1.233	29.49	543.71	21.09	1767	101,482	0.25	0.00420	2.631
3/10/20 16:14	1.10	83.3	0.143	0.3782	21.36	1.212	29.49	543.34	21.76	1823	104,749	0.26	0.00426	2.635
3/10/20 16:15	1.10	82.3	0.147	0.3834	20.91	1.190	29.49	542.33	22.04	1846	106,298	0.25	0.00424	2.639
3/10/20 16:16	1.10	80.4	0.143	0.3775	21.21	1.180	29.49	540.39	21.66	1814	104,844	0.25	0.00424	2.643
3/10/20 16:17	1.10	79.4	0.139	0.3722	20.74	1.165	29.49	539.38	21.33	1787	103,456	0.25	0.00409	2.647
3/10/20 16:18	1.10	80.5	0.134	0.3654	20.37	1.155	29.49	540.53	20.96	1756	101,461	0.24	0.00394	2.651
3/10/20 16:19	1.10	83.1	0.148	0.3846	18.60	0.992	29.49	543.07	22.11	1852	106,510	0.23	0.00377	2.655

Emission Calculations

Client: Medline
Location: Waukegan, IL
Source: Inlet #2
Date: 3/10/2020

As: 1.3963 sqft
Cp: 0.84
Barometric: 29.41 in Hg
O2: 20.9 % vol
CO2: 0.0 % vol

Clock Time	Static (in H2O)	TC (Deg F)	Raw DP (in H2O)	SQRT DP (in H2O)	EO (ppm v)	Water (% vol)	Ps (in Hg)	Ts (deg R)	Vs (fps)	Qact (acfm)	Qstd (scfh)	EO Em (lb/hr)	EO Em (lb/min)	EO Total (lbs)
3/10/20 16:20	1.10	85.0	0.142	0.3762	18.44	1.003	29.49	544.98	21.67	1815	104,000	0.22	0.00366	2.659
3/10/20 16:21	1.10	85.2	0.136	0.3689	18.03	1.025	29.49	545.23	21.25	1781	101,977	0.21	0.00350	2.662
3/10/20 16:22	1.10	86.6	0.144	0.3799	18.60	1.041	29.49	546.63	21.91	1836	104,873	0.22	0.00372	2.666
3/10/20 16:23	1.10	87.9	0.148	0.3848	17.71	1.034	29.49	547.93	22.23	1862	106,117	0.21	0.00358	2.670
3/10/20 16:24	1.10	88.4	0.140	0.3744	17.11	1.057	29.49	548.36	21.63	1813	103,212	0.20	0.00337	2.673
3/10/20 16:25	1.10	88.3	0.143	0.3780	32.36	1.068	29.49	548.30	21.84	1830	104,209	0.39	0.00643	2.679
3/10/20 16:26	1.10	88.6	0.150	0.3870	155.59	1.059	29.49	548.56	22.37	1874	106,668	1.90	0.03163	2.711
3/10/20 16:27	1.10	88.3	0.142	0.3764	157.10	1.057	29.49	548.31	21.75	1822	103,767	1.86	0.03107	2.742
3/10/20 16:28	1.10	87.9	0.142	0.3763	154.26	1.086	29.49	547.88	21.73	1821	103,777	1.83	0.03051	2.773
3/10/20 16:29	1.10	86.9	0.142	0.3771	151.05	1.097	29.49	546.91	21.76	1823	104,092	1.80	0.02996	2.803
3/10/20 16:30	1.10	85.7	0.146	0.3825	148.87	1.096	29.49	545.73	22.05	1847	105,695	1.80	0.02998	2.833
3/10/20 16:31	1.10	82.5	0.143	0.3784	146.33	1.095	29.49	542.55	21.75	1822	104,875	1.75	0.02924	2.862
3/10/20 16:32	1.10	81.9	0.149	0.3859	142.96	1.095	29.49	541.93	22.17	1857	107,003	1.75	0.02915	2.891
3/10/20 16:33	1.10	81.5	0.138	0.3709	140.86	1.048	29.49	541.47	21.30	1784	102,897	1.66	0.02762	2.919
3/10/20 16:34	1.10	80.2	0.144	0.3800	138.48	1.020	29.49	540.22	21.79	1826	105,525	1.67	0.02785	2.946
3/10/20 16:35	1.10	79.4	0.147	0.3833	136.84	1.008	29.49	539.43	21.96	1840	106,510	1.67	0.02777	2.974
3/10/20 16:36	1.10	80.0	0.138	0.3712	135.34	1.007	29.49	539.99	21.28	1783	103,105	1.60	0.02659	3.001
3/10/20 16:37	1.10	80.5	0.142	0.3763	133.24	0.991	29.49	540.54	21.58	1808	104,461	1.59	0.02652	3.027
3/10/20 16:38	1.10	80.8	0.143	0.3779	132.00	0.977	29.49	540.81	21.68	1816	104,873	1.58	0.02638	3.054
3/10/20 16:39	1.10	81.4	0.136	0.3685	129.78	0.987	29.49	541.43	21.16	1772	102,214	1.52	0.02528	3.079
3/10/20 16:40	1.10	83.0	0.142	0.3771	128.11	0.974	29.49	542.95	21.68	1816	104,445	1.53	0.02550	3.104
3/10/20 16:41	1.10	84.6	0.144	0.3792	57.05	0.995	29.49	544.62	21.83	1829	104,874	0.68	0.01140	3.116
3/10/20 16:42	1.10	85.8	0.142	0.3770	17.15	1.004	29.49	545.83	21.73	1820	104,139	0.20	0.00340	3.119
3/10/20 16:43	1.10	85.4	0.136	0.3688	16.05	1.015	29.49	545.42	21.25	1780	101,920	0.19	0.00312	3.122
3/10/20 16:44	1.10	85.6	0.134	0.3661	51.63	1.010	29.49	545.65	21.10	1767	101,146	0.60	0.00995	3.132
3/10/20 16:45	1.10	86.9	0.143	0.3775	139.97	1.002	29.49	546.94	21.78	1825	104,180	1.67	0.02779	3.160
3/10/20 16:46	1.10	87.1	0.142	0.3768	157.65	1.044	29.49	547.09	21.75	1822	103,991	1.87	0.03124	3.191
3/10/20 16:47	1.10	86.2	0.134	0.3654	117.47	1.030	29.49	546.15	21.07	1765	100,914	1.36	0.02259	3.214
3/10/20 16:48	1.10	85.7	0.143	0.3776	90.68	1.054	29.49	545.75	21.77	1824	104,340	1.08	0.01803	3.232
3/10/20 16:49	1.10	85.6	0.140	0.3744	76.27	1.054	29.49	545.55	21.58	1808	103,477	0.90	0.01504	3.247
3/10/20 16:50	1.10	86.3	0.137	0.3700	75.48	1.056	29.49	546.29	21.34	1788	102,183	0.88	0.01470	3.262
3/10/20 16:51	1.10	86.7	0.142	0.3772	67.98	1.068	29.49	546.72	21.76	1823	104,140	0.81	0.01349	3.275
3/10/20 16:52	1.10	86.5	0.135	0.3680	58.83	1.064	29.49	546.49	21.23	1778	101,604	0.68	0.01139	3.287
3/10/20 16:53	1.10	87.4	0.143	0.3785	52.67	1.071	29.49	547.43	21.85	1831	104,438	0.63	0.01048	3.297
3/10/20 16:54	1.10	86.3	0.143	0.3785	54.07	1.061	29.49	546.34	21.83	1829	104,540	0.65	0.01077	3.308
3/10/20 16:55	1.10	85.1	0.142	0.3767	52.18	1.079	29.49	545.11	21.70	1818	104,149	0.62	0.01036	3.318
3/10/20 16:56	1.10	86.3	0.141	0.3754	48.78	1.064	29.49	546.26	21.65	1814	103,669	0.58	0.00964	3.328
3/10/20 16:57	1.10	85.9	0.144	0.3796	44.66	1.061	29.49	545.91	21.88	1833	104,873	0.54	0.00892	3.337
3/10/20 16:58	1.10	84.3	0.132	0.3626	42.72	1.056	29.49	544.33	20.88	1749	100,328	0.49	0.00817	3.345
3/10/20 16:59	1.10	83.1	0.139	0.3724	40.01	1.067	29.49	543.10	21.42	1794	103,156	0.47	0.00787	3.353
3/10/20 17:00	1.10	82.2	0.140	0.3743	38.54	1.062	29.49	542.20	21.51	1802	103,760	0.46	0.00762	3.360
3/10/20 17:01	1.10	82.6	0.137	0.3695	37.60	1.071	29.49	542.64	21.24	1779	102,379	0.44	0.00733	3.368
3/10/20 17:02	1.10	82.2	0.144	0.3788	37.97	1.048	29.49	542.17	21.76	1823	105,012	0.46	0.00760	3.375
3/10/20 17:03	1.10	81.7	0.142	0.3771	37.97	1.048	29.49	541.71	21.66	1814	104,579	0.45	0.00757	3.383
3/10/20 17:04	1.10	83.2	0.135	0.3670	37.75	1.040	29.49	543.18	21.11	1768	101,645	0.44	0.00731	3.390
3/10/20 17:05	1.10	85.0	0.137	0.3700	37.95	1.040	29.49	545.02	21.31	1786	102,298	0.44	0.00740	3.398
3/10/20 17:06	1.10	85.1	0.146	0.3825	37.06	1.040	29.49	545.13	22.03	1846	105,742	0.45	0.00747	3.405
3/10/20 17:07	1.10	83.5	0.129	0.3587	35.92	1.051	29.49	543.53	20.64	1729	99,325	0.41	0.00680	3.412

Emission Calculations

Client: Medline
Location: Waukegan, IL
Source: Inlet #2
Date: 3/10/2020

As: 1.3963 sqft
Cp: 0.84
Barometric: 29.41 in Hg
O2: 20.9 % vol
CO2: 0.0 % vol

Clock Time	Static (in H2O)	TC (Deg F)	Raw DP (in H2O)	SQRT DP (in H2O)	EO (ppm v)	Water (% vol)	Ps (in Hg)	Ts (deg R)	Vs (fps)	Qact (acfm)	Qstd (scfh)	EO Em (lb/hr)	EO Em (lb/min)	EO Total (lbs)
3/10/20 17:08	1.10	83.0	0.140	0.3739	35.22	1.068	29.49	543.02	21.50	1801	103,572	0.42	0.00695	3.419
3/10/20 17:09	1.10	83.0	0.144	0.3793	33.38	1.059	29.49	542.95	21.81	1827	105,085	0.40	0.00668	3.426
3/10/20 17:10	1.10	84.0	0.142	0.3764	31.45	1.063	29.49	544.02	21.66	1815	104,177	0.37	0.00624	3.432
3/10/20 17:11	1.10	85.0	0.138	0.3708	30.81	1.054	29.49	544.99	21.36	1789	102,528	0.36	0.00602	3.438
3/10/20 17:12	1.10	85.2	0.137	0.3703	30.46	1.051	29.49	545.20	21.33	1787	102,358	0.36	0.00594	3.444
3/10/20 17:13	1.10	85.4	0.138	0.3713	29.90	1.060	29.49	545.44	21.40	1793	102,636	0.35	0.00585	3.450
3/10/20 17:14	1.10	85.9	0.141	0.3758	28.98	1.072	29.49	545.90	21.66	1815	103,815	0.34	0.00573	3.455
3/10/20 17:15	1.10	85.6	0.137	0.3707	28.44	1.074	29.49	545.61	21.36	1790	102,436	0.33	0.00555	3.461
3/10/20 17:16	1.10	84.8	0.140	0.3740	28.21	1.052	29.49	544.75	21.54	1805	103,441	0.33	0.00556	3.466
3/10/20 17:17	1.10	84.9	0.138	0.3720	27.73	1.043	29.49	544.85	21.43	1795	102,874	0.33	0.00544	3.472
3/10/20 17:18	1.10	84.5	0.136	0.3685	27.36	1.042	29.49	544.49	21.22	1778	101,937	0.32	0.00531	3.477
3/10/20 17:19	1.10	83.9	0.134	0.3663	27.26	1.039	29.49	543.88	21.08	1766	101,391	0.32	0.00527	3.482
3/10/20 17:20	1.10	84.2	0.142	0.3767	26.86	1.038	29.49	544.20	21.68	1816	104,228	0.32	0.00533	3.488
3/10/20 17:21	1.10	84.8	0.143	0.3780	26.47	1.035	29.49	544.82	21.77	1824	104,535	0.32	0.00527	3.493
3/10/20 17:22	1.10	85.0	0.135	0.3673	25.75	1.043	29.49	545.00	21.16	1772	101,551	0.30	0.00498	3.498
3/10/20 17:23	1.10	84.7	0.129	0.3592	27.12	1.043	29.49	544.67	20.68	1733	99,336	0.31	0.00513	3.503
3/10/20 17:24	1.10	84.0	0.138	0.3712	25.81	1.048	29.49	543.96	21.36	1790	102,736	0.30	0.00505	3.508
3/10/20 17:25	1.10	83.9	0.147	0.3834	27.40	1.053	29.49	543.94	22.06	1848	106,113	0.33	0.00554	3.514
3/10/20 17:26	1.10	84.0	0.141	0.3755	26.28	1.075	29.49	543.98	21.61	1810	103,925	0.31	0.00520	3.519
3/10/20 17:27	1.10	84.5	0.139	0.3734	32.33	1.054	29.49	544.49	21.50	1801	103,281	0.38	0.00636	3.525
3/10/20 17:28	1.10	84.0	0.147	0.3828	35.37	1.054	29.49	543.96	22.03	1845	105,931	0.43	0.00714	3.533
3/10/20 17:29	1.10	83.2	0.140	0.3742	41.40	1.058	29.49	543.24	21.52	1803	103,624	0.49	0.00818	3.541
3/10/20 17:30	1.10	82.5	0.143	0.3785	43.10	1.057	29.49	542.51	21.76	1823	104,908	0.52	0.00862	3.549
3/10/20 17:31	1.10	82.8	0.138	0.3719	44.02	1.051	29.49	542.84	21.38	1791	103,029	0.52	0.00864	3.558
3/10/20 17:32	1.10	83.1	0.139	0.3724	41.71	1.062	29.49	543.06	21.41	1794	103,159	0.49	0.00820	3.566
3/10/20 17:33	1.10	82.7	0.141	0.3758	40.76	1.044	29.49	542.74	21.60	1810	104,112	0.49	0.00809	3.574
3/10/20 17:34	1.10	81.7	0.135	0.3672	39.29	1.040	29.49	541.71	21.08	1766	101,821	0.46	0.00762	3.582
3/10/20 17:35	1.10	81.1	0.142	0.3767	39.02	1.054	29.49	541.06	21.62	1811	104,533	0.47	0.00777	3.590
3/10/20 17:36	1.10	81.6	0.142	0.3767	39.06	1.063	29.49	541.65	21.63	1812	104,479	0.47	0.00778	3.597
3/10/20 17:37	1.10	81.4	0.148	0.3842	38.04	1.033	29.49	541.35	22.06	1848	106,579	0.46	0.00773	3.605
3/10/20 17:38	1.10	80.2	0.132	0.3630	37.00	1.034	29.49	540.18	20.82	1744	100,822	0.43	0.00711	3.612
3/10/20 17:39	1.10	79.9	0.138	0.3711	36.88	1.020	29.49	539.94	21.27	1782	103,075	0.43	0.00724	3.619
3/10/20 17:40	1.10	80.0	0.142	0.3763	36.27	0.999	29.49	540.00	21.57	1807	104,514	0.43	0.00722	3.627
3/10/20 17:41	1.10	79.6	0.138	0.3720	35.30	1.015	29.49	539.56	21.32	1786	103,372	0.42	0.00695	3.634
3/10/20 17:42	1.10	78.6	0.128	0.3583	34.78	0.998	29.49	538.63	20.52	1719	99,650	0.40	0.00660	3.640
3/10/20 17:43	1.10	79.1	0.138	0.3713	33.92	0.998	29.49	539.09	21.27	1782	103,227	0.40	0.00667	3.647
3/10/20 17:44	1.10	79.6	0.139	0.3726	33.05	0.981	29.49	539.63	21.35	1789	103,507	0.39	0.00652	3.653
3/10/20 17:45	1.10	79.4	0.135	0.3676	31.62	0.994	29.49	539.37	21.06	1764	102,146	0.37	0.00616	3.660
3/10/20 17:46	1.10	78.1	0.142	0.3764	30.96	1.003	29.49	538.14	21.54	1805	104,733	0.37	0.00618	3.666
3/10/20 17:47	1.10	78.5	0.131	0.3615	30.49	0.993	29.49	538.47	20.70	1734	100,553	0.35	0.00584	3.672
3/10/20 17:48	1.10	78.2	0.144	0.3796	29.89	0.998	29.49	538.16	21.73	1820	105,613	0.36	0.00602	3.678
3/10/20 17:49	1.10	77.9	0.145	0.3812	29.28	1.006	29.49	537.92	21.81	1827	106,077	0.36	0.00592	3.684
3/10/20 17:50	1.10	77.8	0.146	0.3817	28.37	1.009	29.49	537.77	21.84	1830	106,238	0.34	0.00574	3.689
3/10/20 17:51	1.10	78.2	0.141	0.3758	27.16	0.996	29.49	538.21	21.51	1802	104,539	0.32	0.00541	3.695
3/10/20 17:52	1.10	78.0	0.145	0.3809	26.77	0.997	29.49	537.95	21.80	1826	105,999	0.32	0.00541	3.700
3/10/20 17:53	1.10	77.3	0.136	0.3688	26.72	1.007	29.49	537.29	21.09	1767	102,687	0.31	0.00523	3.705
3/10/20 17:54	1.10	78.1	0.144	0.3799	26.53	0.985	29.49	538.07	21.74	1821	105,692	0.32	0.00534	3.711
3/10/20 17:55	1.10	77.8	0.144	0.3796	25.97	0.979	29.49	537.79	21.72	1820	105,645	0.31	0.00523	3.716

Emission Calculations

Client: Medline
Location: Waukegan, IL
Source: Inlet #2
Date: 3/10/2020

As: 1.3963 sqft
Cp: 0.84
Barometric: 29.41 in Hg
O2: 20.9 % vol
CO2: 0.0 % vol

Clock Time	Static (in H2O)	TC (Deg F)	Raw DP (in H2O)	SQRT DP (in H2O)	EO (ppm v)	Water (% vol)	Ps (in Hg)	Ts (deg R)	Vs (fps)	Qact (acfm)	Qstd (scfh)	EO Em (lb/hr)	EO Em (lb/min)	EO Total (lbs)
3/10/20 17:56	1.10	77.1	0.136	0.3692	127.17	0.941	29.49	537.10	21.11	1768	102,805	1.49	0.02491	3.741
3/10/20 17:57	1.10	76.3	0.147	0.3839	183.81	0.936	29.49	536.32	21.93	1838	106,985	2.25	0.03747	3.778
3/10/20 17:58	1.10	76.8	0.144	0.3796	178.50	0.918	29.49	536.79	21.70	1818	105,732	2.16	0.03597	3.814
3/10/20 17:59	1.10	77.0	0.134	0.3663	175.86	0.912	29.49	537.03	20.94	1754	102,011	2.05	0.03419	3.848
3/10/20 18:00	1.10	76.0	0.134	0.3665	171.94	0.917	29.49	536.01	20.93	1753	102,147	2.01	0.03347	3.882
3/10/20 18:01	1.10	76.0	0.142	0.3770	168.63	0.916	29.49	535.96	21.53	1804	105,076	2.03	0.03377	3.916
3/10/20 18:02	1.10	76.4	0.136	0.3682	163.26	0.964	29.49	536.41	21.04	1763	102,612	1.92	0.03192	3.948
3/10/20 18:03	1.10	76.1	0.138	0.3711	161.31	0.946	29.49	536.11	21.20	1776	103,428	1.91	0.03179	3.979
3/10/20 18:04	1.10	75.3	0.133	0.3643	159.16	0.960	29.49	535.29	20.79	1742	101,613	1.85	0.03082	4.010
3/10/20 18:05	1.10	75.8	0.146	0.3818	156.52	0.966	29.49	535.80	21.80	1827	106,461	1.91	0.03175	4.042
3/10/20 18:06	1.10	76.2	0.145	0.3804	154.00	0.968	29.49	536.22	21.73	1821	106,018	1.87	0.03111	4.073
3/10/20 18:07	1.10	76.2	0.137	0.3705	150.93	0.990	29.49	536.19	21.17	1773	103,279	1.78	0.02971	4.103
3/10/20 18:08	1.10	76.0	0.139	0.3723	148.01	0.995	29.49	536.02	21.27	1782	103,784	1.76	0.02927	4.132
3/10/20 18:09	1.10	76.3	0.142	0.3763	146.71	1.009	29.49	536.32	21.50	1801	104,875	1.76	0.02932	4.161
3/10/20 18:10	1.10	77.2	0.143	0.3778	144.38	1.004	29.49	537.15	21.60	1810	105,198	1.74	0.02894	4.190
3/10/20 18:11	1.10	76.9	0.137	0.3700	81.21	1.021	29.49	536.86	21.15	1772	103,070	0.96	0.01595	4.206
3/10/20 18:12	1.10	75.9	0.142	0.3768	20.38	1.020	29.49	535.90	21.52	1803	105,066	0.24	0.00408	4.210
3/10/20 18:13	1.10	76.0	0.148	0.3843	19.35	1.010	29.49	535.96	21.95	1839	107,145	0.24	0.00395	4.214
3/10/20 18:14	1.10	76.5	0.134	0.3658	91.73	1.019	29.49	536.50	20.90	1751	101,930	1.07	0.01782	4.232
3/10/20 18:15	1.10	76.9	0.141	0.3750	91.73	1.019	29.49	536.89	21.44	1796	104,449	1.10	0.01826	4.250
3/10/20 18:16	1.10	75.6	0.143	0.3784	164.13	1.011	29.49	535.62	21.61	1810	105,534	1.98	0.03301	4.283
3/10/20 18:17	1.10	75.7	0.142	0.3771	160.36	1.011	29.49	535.69	21.53	1804	105,159	1.93	0.03213	4.316
3/10/20 18:18	1.10	75.7	0.141	0.3751	149.91	1.014	29.49	535.67	21.42	1794	104,605	1.79	0.02988	4.345
3/10/20 18:19	1.10	75.5	0.143	0.3783	143.77	1.018	29.49	535.55	21.60	1810	105,506	1.73	0.02891	4.374
3/10/20 18:20	1.10	74.6	0.130	0.3606	165.34	1.010	29.49	534.56	20.57	1723	100,652	1.90	0.03171	4.406
3/10/20 18:21	1.10	74.0	0.137	0.3705	110.40	0.996	29.49	533.97	21.12	1770	103,494	1.31	0.02177	4.428
3/10/20 18:22	1.10	74.2	0.146	0.3821	65.46	1.004	29.49	534.16	21.79	1825	106,705	0.80	0.01331	4.441
3/10/20 18:23	1.10	73.9	0.141	0.3759	54.15	0.998	29.49	533.89	21.43	1795	104,999	0.65	0.01084	4.452
3/10/20 18:24	1.10	73.4	0.137	0.3695	60.99	0.986	29.49	533.42	21.05	1764	103,243	0.72	0.01200	4.464
3/10/20 18:25	1.10	73.2	0.143	0.3779	60.61	1.003	29.49	533.24	21.53	1804	105,620	0.73	0.01220	4.476
3/10/20 18:26	1.10	73.9	0.138	0.3719	58.67	1.007	29.49	533.95	21.20	1776	103,875	0.70	0.01161	4.488
3/10/20 18:27	1.10	73.3	0.138	0.3720	58.16	1.005	29.49	533.26	21.20	1776	103,979	0.69	0.01152	4.499
3/10/20 18:28	1.10	72.5	0.139	0.3723	56.95	1.002	29.49	532.45	21.19	1776	104,132	0.68	0.01130	4.511
3/10/20 18:29	1.10	72.8	0.146	0.3826	54.88	0.990	29.49	532.80	21.79	1825	106,985	0.67	0.01119	4.522
3/10/20 18:30	1.10	72.6	0.147	0.3837	56.73	0.985	29.49	532.61	21.84	1830	107,295	0.70	0.01160	4.533
3/10/20 18:31	1.10	72.3	0.129	0.3592	52.74	0.979	29.49	532.33	20.44	1713	100,468	0.61	0.01010	4.543
3/10/20 18:32	1.10	72.7	0.144	0.3791	51.12	0.983	29.49	532.66	21.58	1808	106,006	0.62	0.01033	4.554
3/10/20 18:33	1.10	73.0	0.143	0.3779	45.75	0.968	29.49	533.03	21.52	1803	105,634	0.55	0.00921	4.563
	1.10	**81.2**		**0.3724**	**37.79**	**1.205**	**29.49**	**541.20**	**21.38**	**1,792**	**103,366**	**0.447**	**0.01**	**4.563**

Emission Calculations

Client: Medline
Location: Waukegan, IL
Source: Inlet #2
Date: 3/11/2020

As: 1.3963 sqft
Cp: 0.84
Barometric: 29.3 in Hg
O2: 20.9 % vol
CO2: 0.0 % vol

Clock Time	Static (in H2O)	TC (Deg F)	Raw DP (in H2O)	SQRT DP (in H2O)	EO (ppm v)	Water (% vol)	Ps (in Hg)	Ts (deg R)	Vs (fps)	Qact (acfm)	Qstd (scfh)	EO Em (lb/hr)	EO Total (lbs)
3/11/20 8:35	1.20	72.0	0.137	0.3703	3.33	1.053	29.39	531.98	21.11	1768	103,443	0.04	0.001
3/11/20 8:36	1.20	72.5	0.138	0.3718	3.67	1.060	29.39	532.55	21.21	1777	103,803	0.04	0.001
3/11/20 8:37	1.20	72.3	0.136	0.3681	3.44	1.056	29.39	532.33	20.99	1759	102,804	0.04	0.002
3/11/20 8:38	1.20	73.0	0.143	0.3785	3.63	1.055	29.39	533.04	21.60	1810	105,651	0.04	0.003
3/11/20 8:39	1.20	73.5	0.143	0.3782	3.65	1.078	29.39	533.47	21.59	1809	105,502	0.04	0.004
3/11/20 8:40	1.20	73.0	0.130	0.3608	3.68	1.062	29.39	532.97	20.59	1725	100,714	0.04	0.004
3/11/20 8:41	1.20	73.0	0.142	0.3767	3.82	1.073	29.39	532.96	21.50	1801	105,145	0.05	0.005
3/11/20 8:42	1.20	73.5	0.134	0.3654	3.74	1.075	29.39	533.54	20.86	1748	101,931	0.04	0.006
3/11/20 8:43	1.20	72.2	0.133	0.3644	3.30	1.092	29.39	532.19	20.78	1741	101,795	0.04	0.006
3/11/20 8:44	1.20	72.1	0.139	0.3723	3.56	1.072	29.39	532.05	21.23	1778	104,003	0.04	0.007
3/11/20 8:45	1.20	72.6	0.142	0.3770	3.51	1.085	29.39	532.55	21.50	1802	105,261	0.04	0.008
3/11/20 8:46	1.20	71.7	0.143	0.3776	3.88	1.084	29.39	531.67	21.52	1803	105,534	0.05	0.009
3/11/20 8:47	1.20	71.7	0.138	0.3708	3.96	1.064	29.39	531.73	21.14	1771	103,620	0.05	0.009
3/11/20 8:48	1.20	72.1	0.134	0.3655	4.17	1.064	29.39	532.12	20.84	1746	102,103	0.05	0.010
3/11/20 8:49	1.20	72.0	0.132	0.3629	4.05	1.051	29.39	531.98	20.69	1733	101,384	0.05	0.011
3/11/20 8:50	1.20	71.2	0.134	0.3665	2.66	1.110	29.39	531.24	20.88	1749	102,463	0.03	0.011
3/11/20 8:51	1.20	71.4	0.137	0.3697	2.12	2.630	29.39	531.44	21.13	1770	103,653	0.03	0.012
3/11/20 8:52	1.20	72.6	0.141	0.3751	7.46	1.818	29.39	532.57	21.43	1795	104,885	0.09	0.013
3/11/20 8:53	1.20	71.9	0.133	0.3648	11.70	1.608	29.39	531.95	20.82	1744	102,032	0.14	0.016
3/11/20 8:54	1.20	71.5	0.137	0.3704	11.70	1.608	29.39	531.47	21.13	1770	103,639	0.14	0.018
3/11/20 8:55	1.20	72.6	0.138	0.3719	9.32	1.501	29.39	532.63	21.23	1779	103,919	0.11	0.020
3/11/20 8:56	1.20	72.0	0.134	0.3663	10.13	1.379	29.39	531.97	20.90	1751	102,406	0.12	0.022
3/11/20 8:57	1.20	71.7	0.134	0.3665	9.97	1.348	29.39	531.74	20.90	1751	102,461	0.12	0.024
3/11/20 8:58	1.20	72.6	0.136	0.3693	8.39	1.327	29.39	532.57	21.08	1766	103,174	0.10	0.025
3/11/20 8:59	1.20	71.5	0.140	0.3738	7.65	1.323	29.39	531.50	21.31	1785	104,519	0.09	0.027
3/11/20 9:00	1.20	72.2	0.131	0.3619	7.54	1.328	29.39	532.19	20.65	1730	101,148	0.09	0.028
3/11/20 9:01	1.20	71.9	0.141	0.3754	7.37	1.319	29.39	531.88	21.41	1794	104,929	0.09	0.030
3/11/20 9:02	1.20	71.0	0.133	0.3650	7.47	1.313	29.39	531.01	20.80	1742	102,104	0.09	0.031
3/11/20 9:03	1.20	71.7	0.138	0.3712	7.32	1.290	29.39	531.66	21.17	1773	103,783	0.09	0.033
3/11/20 9:04	1.20	70.8	0.141	0.3754	7.04	1.266	29.39	530.81	21.38	1792	105,024	0.08	0.034
3/11/20 9:05	1.20	70.3	0.128	0.3574	6.53	1.246	29.39	530.33	20.35	1705	100,026	0.07	0.035
3/11/20 9:06	1.20	71.0	0.143	0.3783	6.28	1.234	29.39	531.01	21.55	1806	105,814	0.08	0.037
3/11/20 9:07	1.20	70.7	0.134	0.3662	6.69	1.238	29.39	530.75	20.86	1748	102,459	0.08	0.038
3/11/20 9:08	1.20	70.5	0.142	0.3766	6.82	1.237	29.39	530.51	21.45	1797	105,383	0.08	0.039
3/11/20 9:09	1.20	70.7	0.136	0.3689	6.64	1.245	29.39	530.68	21.01	1760	103,228	0.08	0.041
3/11/20 9:10	1.20	71.7	0.144	0.3795	6.70	1.244	29.39	531.71	21.64	1813	106,079	0.08	0.042
3/11/20 9:11	1.20	71.1	0.136	0.3682	6.57	1.255	29.39	531.09	20.98	1758	103,000	0.08	0.043
3/11/20 9:12	1.20	69.8	0.128	0.3576	6.39	1.250	29.39	529.78	20.35	1705	100,156	0.07	0.044
3/11/20 9:13	1.20	70.2	0.126	0.3554	6.54	1.247	29.39	530.24	20.23	1695	99,484	0.07	0.046
3/11/20 9:14	1.20	71.0	0.135	0.3680	7.26	1.239	29.39	531.01	20.97	1756	102,929	0.09	0.047
3/11/20 9:15	1.20	71.0	0.138	0.3713	7.44	1.236	29.39	530.99	21.16	1773	103,877	0.09	0.049
3/11/20 9:16	1.20	70.7	0.142	0.3772	7.42	1.230	29.39	530.67	21.49	1800	105,551	0.09	0.050
3/11/20 9:17	1.20	72.4	0.138	0.3711	7.52	1.233	29.39	532.39	21.17	1774	103,664	0.09	0.052
3/11/20 9:18	1.20	72.8	0.141	0.3755	7.35	1.234	29.39	532.84	21.43	1796	104,855	0.09	0.053
3/11/20 9:19	1.20	71.9	0.136	0.3685	7.56	1.236	29.39	531.93	21.02	1761	102,991	0.09	0.055
3/11/20 9:20	1.20	72.1	0.132	0.3637	7.45	1.237	29.39	532.10	20.75	1738	101,639	0.09	0.056
3/11/20 9:21	1.20	71.6	0.141	0.3754	7.25	1.238	29.39	531.57	21.40	1793	104,943	0.09	0.057
3/11/20 9:22	1.20	71.8	0.137	0.3695	7.28	1.235	29.39	531.76	21.07	1765	103,273	0.09	0.059

Emission Calculations

Client: Medline
Location: Waukegan, IL
Source: Inlet #2
Date: 3/11/2020

As: 1.3963 sqft
Cp: 0.84
Barometric: 29.3 in Hg
O2: 20.9 % vol
CO2: 0.0 % vol

Clock Time	Static (in H2O)	TC (Deg F)	Raw DP (in H2O)	SQRT DP (in H2O)	EO (ppm v)	Water (% vol)	Ps (in Hg)	Ts (deg R)	Vs (fps)	Qact (acfm)	Qstd (scfh)	EO Em (lb/hr)	EO Total (lbs)
3/11/20 9:23	1.20	72.1	0.132	0.3635	7.13	1.236	29.39	532.10	20.73	1737	101,563	0.08	0.060
3/11/20 9:24	1.20	71.1	0.136	0.3693	7.14	1.233	29.39	531.10	21.04	1763	103,298	0.08	0.062
3/11/20 9:25	1.20	71.8	0.140	0.3746	7.19	1.242	29.39	531.79	21.36	1789	104,698	0.09	0.063
3/11/20 9:26	1.20	71.7	0.131	0.3618	7.28	1.242	29.39	531.69	20.63	1728	101,140	0.08	0.064
3/11/20 9:27	1.20	71.1	0.141	0.3759	7.43	1.237	29.39	531.12	21.42	1795	105,137	0.09	0.066
3/11/20 9:28	1.20	70.5	0.132	0.3628	7.40	1.243	29.39	530.52	20.66	1731	101,522	0.09	0.067
3/11/20 9:29	1.20	71.0	0.137	0.3700	7.23	1.252	29.39	531.03	21.08	1766	103,498	0.09	0.069
3/11/20 9:30	1.20	71.2	0.138	0.3719	7.48	1.240	29.39	531.20	21.19	1776	104,008	0.09	0.070
3/11/20 9:31	1.20	71.1	0.138	0.3716	7.48	1.242	29.39	531.06	21.18	1774	103,946	0.09	0.072
3/11/20 9:32	1.20	71.0	0.136	0.3686	7.32	1.246	29.39	530.97	21.00	1760	103,125	0.09	0.073
3/11/20 9:33	1.20	72.1	0.138	0.3711	7.31	1.259	29.39	532.10	21.17	1773	103,698	0.09	0.075
3/11/20 9:34	1.20	72.1	0.142	0.3774	7.43	1.268	29.39	532.11	21.52	1803	105,453	0.09	0.076
3/11/20 9:35	1.20	72.2	0.140	0.3738	7.32	1.277	29.39	532.15	21.32	1786	104,446	0.09	0.078
3/11/20 9:36	1.20	72.6	0.136	0.3685	7.53	1.281	29.39	532.64	21.03	1762	102,931	0.09	0.079
3/11/20 9:37	1.20	71.6	0.130	0.3608	7.52	1.295	29.39	531.55	20.57	1723	100,892	0.09	0.081
3/11/20 9:38	1.20	73.4	0.131	0.3625	7.68	1.303	29.39	533.42	20.70	1734	101,180	0.09	0.082
3/11/20 9:39	1.20	72.7	0.139	0.3722	7.66	1.310	29.39	532.73	21.24	1780	103,947	0.09	0.084
3/11/20 9:40	1.20	72.3	0.133	0.3651	7.76	1.311	29.39	532.30	20.83	1745	102,018	0.09	0.085
3/11/20 9:41	1.20	73.0	0.142	0.3771	7.23	1.299	29.39	532.99	21.53	1804	105,298	0.09	0.087
3/11/20 9:42	1.20	73.0	0.137	0.3704	6.92	1.299	29.39	532.95	21.15	1772	103,434	0.08	0.088
3/11/20 9:43	1.20	72.5	0.138	0.3712	7.06	1.287	29.39	532.49	21.18	1775	103,703	0.08	0.089
3/11/20 9:44	1.20	73.3	0.136	0.3691	7.03	1.299	29.39	533.26	21.07	1766	103,027	0.08	0.091
3/11/20 9:45	1.20	73.8	0.136	0.3691	7.42	1.299	29.39	533.85	21.09	1767	102,970	0.09	0.092
3/11/20 9:46	1.20	73.2	0.135	0.3680	7.24	1.302	29.39	533.24	21.01	1760	102,726	0.09	0.094
3/11/20 9:47	1.20	73.3	0.139	0.3734	7.16	1.300	29.39	533.26	21.32	1786	104,230	0.09	0.095
3/11/20 9:48	1.20	73.5	0.137	0.3695	6.99	1.301	29.39	533.49	21.10	1768	103,118	0.08	0.096
3/11/20 9:49	1.20	72.8	0.141	0.3754	7.29	1.306	29.39	532.79	21.43	1795	104,837	0.09	0.098
3/11/20 9:50	1.20	71.6	0.138	0.3708	7.29	1.311	29.39	531.55	21.14	1771	103,685	0.09	0.099
3/11/20 9:51	1.20	72.5	0.129	0.3587	7.15	1.305	29.39	532.46	20.47	1715	100,226	0.08	0.101
3/11/20 9:52	1.20	73.0	0.137	0.3705	7.19	1.294	29.39	532.98	21.15	1772	103,468	0.09	0.102
3/11/20 9:53	1.20	72.6	0.131	0.3625	7.12	1.297	29.39	532.58	20.69	1733	101,259	0.08	0.103
3/11/20 9:54	1.20	74.0	0.130	0.3611	6.81	1.298	29.39	534.03	20.64	1729	100,736	0.08	0.105
3/11/20 9:55	1.20	74.8	0.138	0.3716	7.26	1.302	29.39	534.82	21.25	1780	103,592	0.09	0.106
3/11/20 9:56	1.20	74.8	0.144	0.3795	7.43	1.308	29.39	534.80	21.70	1818	105,785	0.09	0.108
3/11/20 9:57	1.20	74.2	0.137	0.3699	7.46	1.316	29.39	534.22	21.14	1771	103,164	0.09	0.109
3/11/20 9:58	1.20	73.7	0.140	0.3738	7.67	1.322	29.39	533.68	21.35	1789	104,305	0.09	0.111
3/11/20 9:59	1.20	73.7	0.135	0.3674	7.82	1.322	29.39	533.71	20.99	1759	102,533	0.09	0.112
3/11/20 10:00	1.20	73.8	0.141	0.3754	7.86	1.328	29.39	533.76	21.45	1797	104,746	0.09	0.114
3/11/20 10:01	1.20	73.3	0.132	0.3635	7.77	1.327	29.39	533.31	20.76	1739	101,465	0.09	0.115
3/11/20 10:02	1.20	74.3	0.136	0.3693	7.77	1.328	29.39	534.30	21.11	1769	103,007	0.09	0.117
3/11/20 10:03	1.20	74.8	0.138	0.3712	8.15	1.333	29.39	534.78	21.23	1779	103,489	0.10	0.118
3/11/20 10:04	1.20	74.4	0.139	0.3724	8.35	1.341	29.39	534.41	21.29	1784	103,864	0.10	0.120
3/11/20 10:05	1.20	73.6	0.135	0.3673	8.20	1.340	29.39	533.60	20.98	1758	102,509	0.10	0.122
3/11/20 10:06	1.20	74.4	0.136	0.3689	8.20	1.340	29.39	534.36	21.09	1767	102,891	0.10	0.123
3/11/20 10:07	1.20	75.1	0.136	0.3689	8.14	1.350	29.39	535.10	21.11	1768	102,821	0.10	0.125
3/11/20 10:08	1.20	75.3	0.137	0.3705	7.99	1.340	29.39	535.28	21.20	1776	103,254	0.09	0.126
3/11/20 10:09	1.20	74.2	0.142	0.3766	8.10	1.338	29.39	534.19	21.52	1803	105,039	0.10	0.128
3/11/20 10:10	1.20	73.9	0.135	0.3669	8.11	1.334	29.39	533.85	20.96	1756	102,370	0.09	0.130

Emission Calculations

Client: Medline
Location: Waukegan, IL
Source: Inlet #2
Date: 3/11/2020

As: 1.3963 sqft
Cp: 0.84
Barometric: 29.3 in Hg
O2: 20.9 % vol
CO2: 0.0 % vol

Clock Time	Static (in H2O)	TC (Deg F)	Raw DP (in H2O)	SQRT DP (in H2O)	EO (ppm v)	Water (% vol)	Ps (in Hg)	Ts (deg R)	Vs (fps)	Qact (acfm)	Qstd (scfh)	EO Em (lb/hr)	EO Total (lbs)
3/11/20 10:11	1.20	74.4	0.136	0.3692	8.11	1.335	29.39	534.42	21.11	1768	102,960	0.10	0.131
3/11/20 10:12	1.20	74.2	0.135	0.3678	8.03	1.340	29.39	534.22	21.03	1761	102,601	0.09	0.133
3/11/20 10:13	1.20	73.4	0.139	0.3727	7.93	1.336	29.39	533.42	21.29	1783	104,035	0.09	0.134
3/11/20 10:14	1.20	74.2	0.133	0.3652	8.20	1.341	29.39	534.16	20.88	1749	101,884	0.10	0.136
3/11/20 10:15	1.20	73.9	0.131	0.3619	7.89	1.340	29.39	533.88	20.68	1733	100,989	0.09	0.137
3/11/20 10:16	1.20	73.8	0.131	0.3621	8.37	1.338	29.39	533.76	20.69	1733	101,039	0.10	0.139
3/11/20 10:17	1.20	74.0	0.133	0.3651	8.10	1.339	29.39	533.97	20.86	1748	101,864	0.09	0.141
3/11/20 10:18	1.20	74.5	0.138	0.3718	8.04	1.348	29.39	534.48	21.26	1781	103,671	0.10	0.142
3/11/20 10:19	1.20	73.6	0.138	0.3715	8.12	1.346	29.39	533.57	21.22	1778	103,684	0.10	0.144
3/11/20 10:20	1.20	72.1	0.126	0.3547	8.24	1.339	29.39	532.08	20.23	1695	99,132	0.09	0.145
3/11/20 10:21	1.20	72.1	0.142	0.3771	7.91	1.341	29.39	532.09	21.51	1802	105,395	0.10	0.147
3/11/20 10:22	1.20	71.7	0.140	0.3739	7.76	1.325	29.39	531.66	21.32	1786	104,541	0.09	0.148
3/11/20 10:23	1.20	72.4	0.137	0.3695	7.49	1.317	29.39	532.42	21.08	1766	103,224	0.09	0.150
3/11/20 10:24	1.20	72.4	0.136	0.3691	7.48	1.307	29.39	532.42	21.06	1764	103,110	0.09	0.151
3/11/20 10:25	1.20	71.8	0.134	0.3663	7.67	1.305	29.39	531.81	20.89	1750	102,408	0.09	0.153
3/11/20 10:26	1.20	71.6	0.136	0.3685	7.73	1.305	29.39	531.64	21.01	1760	103,033	0.09	0.154
3/11/20 10:27	1.20	71.9	0.140	0.3739	7.39	1.298	29.39	531.90	21.32	1786	104,513	0.09	0.156
3/11/20 10:28	1.20	71.1	0.132	0.3632	7.38	1.281	29.39	531.05	20.70	1734	101,594	0.09	0.157
3/11/20 10:29	1.20	72.0	0.134	0.3665	7.60	1.280	29.39	531.96	20.90	1751	102,427	0.09	0.159
3/11/20 10:30	1.20	72.1	0.139	0.3734	7.72	1.279	29.39	532.08	21.30	1784	104,341	0.09	0.160
3/11/20 10:31	1.20	71.9	0.131	0.3621	7.68	1.290	29.39	531.88	20.65	1730	101,209	0.09	0.162
3/11/20 10:32	1.20	72.6	0.137	0.3701	7.44	1.274	29.39	532.55	21.12	1770	103,393	0.09	0.163
3/11/20 10:33	1.20	72.6	0.131	0.3625	7.63	1.300	29.39	532.62	20.69	1733	101,255	0.09	0.165
3/11/20 10:34	1.20	72.0	0.138	0.3711	7.68	1.303	29.39	531.97	21.16	1773	103,719	0.09	0.166
3/11/20 10:35	1.20	72.7	0.139	0.3722	7.78	1.307	29.39	532.69	21.24	1780	103,950	0.09	0.168
3/11/20 10:36	1.20	73.1	0.132	0.3632	7.74	1.307	29.39	533.09	20.74	1737	101,405	0.09	0.169
3/11/20 10:37	1.20	73.2	0.133	0.3641	7.86	1.303	29.39	533.24	20.79	1742	101,659	0.09	0.171
3/11/20 10:38	1.20	72.1	0.143	0.3776	8.09	1.313	29.39	532.15	21.54	1805	105,532	0.10	0.172
3/11/20 10:39	1.20	72.9	0.143	0.3780	8.04	1.315	29.39	532.90	21.58	1808	105,569	0.10	0.174
3/11/20 10:40	1.20	72.4	0.134	0.3665	7.90	1.308	29.39	532.42	20.91	1752	102,388	0.09	0.176
3/11/20 10:41	1.20	71.7	0.136	0.3682	7.87	1.313	29.39	531.74	21.00	1759	102,949	0.09	0.177
3/11/20 10:42	1.20	73.4	0.142	0.3763	7.81	1.299	29.39	533.36	21.49	1800	105,040	0.09	0.179
3/11/20 10:43	1.20	72.9	0.136	0.3685	7.23	1.302	29.39	532.87	21.04	1762	102,913	0.09	0.180
3/11/20 10:44	1.20	72.5	0.137	0.3699	7.75	1.309	29.39	532.50	21.11	1768	103,329	0.09	0.182
3/11/20 10:45	1.20	73.8	0.143	0.3787	7.63	1.306	29.39	533.79	21.64	1813	105,664	0.09	0.183
3/11/20 10:46	1.20	73.5	0.138	0.3720	7.84	1.314	29.39	533.47	21.25	1780	103,838	0.09	0.185
3/11/20 10:47	1.20	73.0	0.128	0.3572	8.14	1.316	29.39	533.02	20.39	1709	99,746	0.09	0.186
3/11/20 10:48	1.20	74.3	0.143	0.3782	7.80	1.323	29.39	534.30	21.62	1811	105,469	0.09	0.188
3/11/20 10:49	1.20	74.7	0.144	0.3799	8.49	1.336	29.39	534.72	21.72	1820	105,908	0.10	0.190
3/11/20 10:50	1.20	74.3	0.137	0.3704	8.34	1.341	29.39	534.33	21.17	1774	103,309	0.10	0.191
3/11/20 10:51	1.20	73.2	0.142	0.3770	8.59	1.345	29.39	533.22	21.53	1804	105,247	0.10	0.193
3/11/20 10:52	1.20	73.3	0.129	0.3589	8.44	1.340	29.39	533.30	20.50	1717	100,193	0.10	0.195
3/11/20 10:53	1.20	73.9	0.141	0.3751	8.48	1.337	29.39	533.94	21.44	1796	104,655	0.10	0.196
3/11/20 10:54	1.20	73.6	0.128	0.3572	8.44	1.344	29.39	533.56	20.41	1710	99,701	0.10	0.198
3/11/20 10:55	1.20	72.5	0.141	0.3755	8.15	1.341	29.39	532.52	21.43	1795	104,908	0.10	0.200
3/11/20 10:56	1.20	72.8	0.129	0.3596	8.35	1.341	29.39	532.83	20.53	1720	100,431	0.10	0.201
3/11/20 10:57	1.20	72.6	0.141	0.3750	7.97	1.336	29.39	532.55	21.40	1793	104,754	0.10	0.203
3/11/20 10:58	1.20	71.1	0.140	0.3736	7.98	1.333	29.39	531.12	21.29	1784	104,521	0.10	0.204

Emission Calculations

Client: Medline
Location: Waukegan, IL
Source: Inlet #2
Date: 3/11/2020

As: 1.3963 sqft
Cp: 0.84
Barometric: 29.3 in Hg
O2: 20.9 % vol
CO2: 0.0 % vol

Clock Time	Static (in H2O)	TC (Deg F)	Raw DP (in H2O)	SQRT DP (in H2O)	EO (ppm v)	Water (% vol)	Ps (in Hg)	Ts (deg R)	Vs (fps)	Qact (acfm)	Qstd (scfh)	EO Em (lb/hr)	EO Total (lbs)
3/11/20 10:59	1.20	72.5	0.142	0.3767	8.02	1.323	29.39	532.50	21.50	1801	105,240	0.10	0.206
3/11/20 11:00	1.20	72.3	0.146	0.3826	7.56	1.318	29.39	532.30	21.83	1829	106,914	0.09	0.207
3/11/20 11:01	1.20	72.0	0.132	0.3637	7.75	1.319	29.39	532.01	20.75	1738	101,664	0.09	0.209
3/11/20 11:02	1.20	72.2	0.139	0.3728	7.52	1.320	29.39	532.18	21.27	1782	104,190	0.09	0.210
3/11/20 11:03	1.20	71.7	0.144	0.3795	7.63	1.314	29.39	531.66	21.64	1813	106,098	0.09	0.212
3/11/20 11:04	1.20	71.7	0.147	0.3831	7.45	1.312	29.39	531.68	21.85	1830	107,122	0.09	0.214
3/11/20 11:05	1.20	72.5	0.139	0.3730	7.23	1.308	29.39	532.54	21.28	1783	104,189	0.09	0.215
3/11/20 11:06	1.20	71.8	0.137	0.3701	7.02	1.304	29.39	531.82	21.11	1768	103,469	0.08	0.216
3/11/20 11:07	1.20	72.9	0.142	0.3767	7.27	1.302	29.39	532.87	21.50	1802	105,199	0.09	0.218
3/11/20 11:08	1.20	73.3	0.139	0.3730	7.38	1.313	29.39	533.30	21.30	1784	104,116	0.09	0.219
3/11/20 11:09	1.20	73.2	0.146	0.3826	7.62	1.314	29.39	533.18	21.85	1830	106,825	0.09	0.221
3/11/20 11:10	1.20	73.8	0.137	0.3700	7.20	1.316	29.39	533.79	21.14	1771	103,243	0.09	0.222
3/11/20 11:11	1.20	74.3	0.143	0.3780	7.46	1.326	29.39	534.34	21.61	1810	105,429	0.09	0.224
3/11/20 11:12	1.20	73.6	0.134	0.3657	7.55	1.326	29.39	533.58	20.89	1750	102,051	0.09	0.225
3/11/20 11:13	1.20	73.9	0.133	0.3648	7.57	1.333	29.39	533.91	20.85	1747	101,792	0.09	0.227
3/11/20 11:14	1.20	74.4	0.134	0.3663	7.23	1.334	29.39	534.39	20.94	1755	102,166	0.08	0.228
3/11/20 11:15	1.20	74.3	0.141	0.3748	7.62	1.339	29.39	534.25	21.43	1795	104,551	0.09	0.230
3/11/20 11:16	1.20	72.0	0.137	0.3697	7.49	1.332	29.39	531.99	21.09	1767	103,345	0.09	0.231
3/11/20 11:17	1.20	71.8	0.132	0.3637	7.06	1.327	29.39	531.81	20.74	1738	101,684	0.08	0.232
3/11/20 11:18	1.20	72.1	0.130	0.3610	7.06	1.327	29.39	532.14	20.59	1725	100,882	0.08	0.234
3/11/20 11:19	1.20	71.7	0.145	0.3803	6.99	1.314	29.39	531.67	21.68	1817	106,317	0.09	0.235
3/11/20 11:20	1.20	71.1	0.146	0.3821	6.92	1.314	29.39	531.11	21.78	1824	106,887	0.08	0.237
3/11/20 11:21	1.20	71.8	0.140	0.3744	7.02	1.313	29.39	531.83	21.35	1789	104,671	0.08	0.238
3/11/20 11:22	1.20	72.5	0.135	0.3677	6.94	1.311	29.39	532.53	20.98	1758	102,720	0.08	0.239
3/11/20 11:23	1.20	72.0	0.144	0.3799	7.20	1.316	29.39	532.01	21.67	1815	106,173	0.09	0.241
3/11/20 11:24	1.20	72.4	0.129	0.3586	7.57	1.318	29.39	532.45	20.46	1714	100,191	0.09	0.242
3/11/20 11:25	1.20	72.4	0.141	0.3754	7.10	1.317	29.39	532.38	21.42	1794	104,879	0.09	0.244
3/11/20 11:26	1.20	71.2	0.139	0.3723	7.44	1.321	29.39	531.18	21.22	1778	104,138	0.09	0.245
3/11/20 11:27	1.20	72.5	0.143	0.3787	7.23	1.312	29.39	532.48	21.61	1810	105,795	0.09	0.247
3/11/20 11:28	1.20	72.3	0.128	0.3583	7.61	1.307	29.39	532.34	20.45	1713	100,121	0.09	0.248
3/11/20 11:29	1.20	71.3	0.142	0.3766	7.53	1.323	29.39	531.35	21.47	1798	105,317	0.09	0.250
3/11/20 11:30	1.20	72.2	0.131	0.3619	7.62	1.326	29.39	532.23	20.65	1730	101,143	0.09	0.251
3/11/20 11:31	1.20	72.5	0.138	0.3719	7.71	1.326	29.39	532.46	21.22	1778	103,901	0.09	0.253
3/11/20 11:32	1.20	72.0	0.140	0.3738	7.60	1.321	29.39	531.98	21.32	1786	104,472	0.09	0.254
3/11/20 11:33	1.20	73.7	0.143	0.3775	7.61	1.324	29.39	533.67	21.57	1807	105,347	0.09	0.256
3/11/20 11:34	1.20	74.0	0.143	0.3787	7.77	1.331	29.39	534.00	21.64	1813	105,648	0.09	0.257
3/11/20 11:35	1.20	73.4	0.130	0.3600	7.88	1.338	29.39	533.41	20.56	1723	100,493	0.09	0.259
3/11/20 11:36	1.20	73.2	0.135	0.3677	7.92	1.351	29.39	533.24	21.00	1759	102,659	0.09	0.260
3/11/20 11:37	1.20	74.3	0.143	0.3782	8.01	1.351	29.39	534.32	21.62	1811	105,473	0.10	0.262
3/11/20 11:38	1.20	74.4	0.143	0.3778	8.12	1.351	29.39	534.36	21.60	1809	105,358	0.10	0.263
3/11/20 11:39	1.20	73.0	0.140	0.3744	7.94	1.360	29.39	533.02	21.38	1791	104,564	0.09	0.265
3/11/20 11:40	1.20	72.6	0.140	0.3738	7.86	1.362	29.39	532.60	21.33	1787	104,419	0.09	0.267
3/11/20 11:41	1.20	73.5	0.134	0.3654	7.81	1.356	29.39	533.51	20.87	1749	101,987	0.09	0.268
3/11/20 11:42	1.20	73.2	0.141	0.3760	7.69	1.348	29.39	533.15	21.47	1799	104,995	0.09	0.270
3/11/20 11:43	1.20	72.6	0.139	0.3726	7.67	1.355	29.39	532.65	21.26	1782	104,076	0.09	0.271
3/11/20 11:44	1.20	73.5	0.143	0.3784	7.64	1.359	29.39	533.49	21.62	1811	105,630	0.09	0.273
3/11/20 11:45	1.20	73.2	0.144	0.3788	7.38	1.357	29.39	533.24	21.63	1812	105,765	0.09	0.274
3/11/20 11:46	1.20	72.9	0.143	0.3776	7.65	1.360	29.39	532.89	21.56	1806	105,469	0.09	0.276

Emission Calculations

Client: Medline
Location: Waukegan, IL
Source: Inlet #2
Date: 3/11/2020

As: 1.3963 sqft
Cp: 0.84
Barometric: 29.3 in Hg
O2: 20.9 % vol
CO2: 0.0 % vol

Clock Time	Static (in H2O)	TC (Deg F)	Raw DP (in H2O)	SQRT DP (in H2O)	EO (ppm v)	Water (% vol)	Ps (in Hg)	Ts (deg R)	Vs (fps)	Qact (acfm)	Qstd (scfh)	EO Em (lb/hr)	EO Total (lbs)
3/11/20 11:47	1.20	73.7	0.139	0.3724	7.78	1.361	29.39	533.75	21.28	1783	103,932	0.09	0.277
3/11/20 11:48	1.20	74.4	0.140	0.3747	7.52	1.367	29.39	534.40	21.42	1795	104,505	0.09	0.279
3/11/20 11:49	1.20	73.2	0.138	0.3719	7.62	1.364	29.39	533.25	21.24	1779	103,832	0.09	0.280
3/11/20 11:50	1.20	73.2	0.139	0.3724	7.53	1.362	29.39	533.16	21.27	1782	103,990	0.09	0.282
3/11/20 11:51	1.20	73.5	0.143	0.3785	7.57	1.369	29.39	533.53	21.63	1812	105,665	0.09	0.283
3/11/20 11:52	1.20	74.0	0.138	0.3713	7.51	1.368	29.39	534.03	21.22	1778	103,606	0.09	0.285
3/11/20 11:53	1.20	74.1	0.133	0.3652	7.63	1.367	29.39	534.08	20.88	1749	101,897	0.09	0.286
3/11/20 11:54	1.20	75.9	0.145	0.3807	7.55	1.382	29.39	535.88	21.79	1826	106,023	0.09	0.288
3/11/20 11:55	1.20	77.1	0.147	0.3828	7.29	1.399	29.39	537.05	21.94	1838	106,493	0.09	0.289
3/11/20 11:56	1.20	77.3	0.145	0.3812	7.46	1.412	29.39	537.26	21.85	1831	106,038	0.09	0.291
3/11/20 11:57	1.20	76.9	0.134	0.3657	7.27	1.432	29.39	536.91	20.96	1756	101,755	0.08	0.292
3/11/20 11:58	1.20	77.5	0.131	0.3618	7.26	1.445	29.39	537.51	20.75	1738	100,629	0.08	0.294
3/11/20 11:59	1.20	78.3	0.141	0.3748	7.65	1.457	29.39	538.32	21.51	1802	104,178	0.09	0.295
3/11/20 12:00	1.20	78.3	0.128	0.3581	7.57	1.465	29.39	538.33	20.55	1722	99,515	0.09	0.297
3/11/20 12:01	1.20	77.9	0.141	0.3756	7.49	1.477	29.39	537.94	21.55	1806	104,441	0.09	0.298
3/11/20 12:02	1.20	78.8	0.143	0.3778	7.61	1.494	29.39	538.77	21.69	1817	104,954	0.09	0.300
3/11/20 12:03	1.20	78.6	0.135	0.3676	8.08	1.499	29.39	538.59	21.10	1768	102,139	0.09	0.301
3/11/20 12:04	1.20	76.7	0.133	0.3644	8.19	1.504	29.39	536.71	20.89	1750	101,444	0.09	0.303
3/11/20 12:05	1.20	77.2	0.143	0.3778	8.41	1.511	29.39	537.20	21.66	1815	105,111	0.10	0.304
3/11/20 12:06	1.20	76.4	0.137	0.3704	8.23	1.516	29.39	536.44	21.22	1778	103,139	0.10	0.306
3/11/20 12:07	1.20	75.5	0.143	0.3776	8.28	1.512	29.39	535.52	21.62	1811	105,239	0.10	0.308
3/11/20 12:08	1.20	75.1	0.135	0.3677	8.00	1.495	29.39	535.15	21.04	1763	102,504	0.09	0.309
3/11/20 12:09	1.20	76.1	0.143	0.3778	7.81	1.481	29.39	536.12	21.64	1813	105,211	0.09	0.311
3/11/20 12:10	1.20	76.2	0.144	0.3799	7.86	1.484	29.39	536.24	21.76	1823	105,787	0.10	0.312
3/11/20 12:11	1.20	76.0	0.143	0.3775	7.86	1.476	29.39	536.04	21.62	1811	105,144	0.09	0.314
3/11/20 12:12	1.20	74.8	0.152	0.3899	7.53	1.477	29.39	534.83	22.30	1869	108,715	0.09	0.316
3/11/20 12:13	1.20	75.2	0.142	0.3772	7.90	1.472	29.39	535.19	21.59	1809	105,153	0.10	0.317
3/11/20 12:14	1.20	75.6	0.147	0.3830	7.64	1.459	29.39	535.63	21.93	1837	106,719	0.09	0.319
3/11/20 12:15	1.20	76.1	0.138	0.3720	7.56	1.462	29.39	536.12	21.31	1785	103,610	0.09	0.320
3/11/20 12:16	1.20	76.0	0.141	0.3760	7.71	1.470	29.39	535.98	21.53	1804	104,742	0.09	0.322
3/11/20 12:17	1.20	76.4	0.136	0.3684	7.55	1.471	29.39	536.44	21.11	1768	102,565	0.09	0.323
3/11/20 12:18	1.20	77.0	0.142	0.3764	7.85	1.474	29.39	537.04	21.58	1808	104,751	0.09	0.325
3/11/20 12:19	1.20	77.0	0.135	0.3669	8.03	1.491	29.39	537.00	21.03	1762	102,100	0.09	0.326
3/11/20 12:20	1.20	75.9	0.136	0.3682	8.02	1.486	29.39	535.91	21.09	1767	102,581	0.09	0.328
3/11/20 12:21	1.20	76.4	0.136	0.3682	8.27	1.479	29.39	536.40	21.10	1767	102,533	0.10	0.330
3/11/20 12:22	1.20	76.9	0.142	0.3767	7.77	1.483	29.39	536.94	21.59	1809	104,835	0.09	0.331
3/11/20 12:23	1.20	77.4	0.137	0.3703	7.88	1.476	29.39	537.45	21.23	1779	102,998	0.09	0.333
3/11/20 12:24	1.20	76.6	0.137	0.3705	8.03	1.485	29.39	536.61	21.23	1779	103,155	0.09	0.334
3/11/20 12:25	1.20	77.3	0.135	0.3667	8.15	1.490	29.39	537.27	21.03	1762	102,036	0.10	0.336
3/11/20 12:26	1.20	77.6	0.130	0.3611	8.17	1.500	29.39	537.58	20.71	1735	100,441	0.09	0.337
3/11/20 12:27	1.20	76.9	0.136	0.3684	8.58	1.497	29.39	536.89	21.12	1769	102,527	0.10	0.339
3/11/20 12:28	1.20	76.5	0.139	0.3726	8.30	1.502	29.39	536.53	21.35	1789	103,728	0.10	0.341
3/11/20 12:29	1.20	76.3	0.141	0.3748	8.30	1.502	29.39	536.31	21.47	1799	104,382	0.10	0.342
3/11/20 12:30	1.20	77.0	0.133	0.3644	8.29	1.499	29.39	537.00	20.89	1750	101,416	0.10	0.344
3/11/20 12:31	1.20	76.8	0.144	0.3788	8.35	1.499	29.39	536.85	21.71	1819	105,437	0.10	0.346
3/11/20 12:32	1.20	77.1	0.139	0.3727	8.53	1.500	29.39	537.15	21.37	1790	103,705	0.10	0.347
3/11/20 12:33	1.20	77.1	0.140	0.3742	8.48	1.501	29.39	537.13	21.45	1797	104,116	0.10	0.349
3/11/20 12:34	1.20	76.9	0.128	0.3576	8.62	1.504	29.39	536.89	20.50	1717	99,538	0.10	0.351

Emission Calculations

Client: Medline
Location: Waukegan, IL
Source: Inlet #2
Date: 3/11/2020

As: 1.3963 sqft
Cp: 0.84
Barometric: 29.3 in Hg
O2: 20.9 % vol
CO2: 0.0 % vol

Clock Time	Static (in H2O)	TC (Deg F)	Raw DP (in H2O)	SQRT DP (in H2O)	EO (ppm v)	Water (% vol)	Ps (in Hg)	Ts (deg R)	Vs (fps)	Qact (acfm)	Qstd (scfh)	EO Em (lb/hr)	EO Total (lbs)
3/11/20 12:35	1.20	76.0	0.142	0.3764	8.51	1.507	29.39	536.04	21.56	1806	104,855	0.10	0.352
3/11/20 12:36	1.20	76.8	0.135	0.3677	8.61	1.504	29.39	536.78	21.07	1766	102,350	0.10	0.354
3/11/20 12:37	1.20	77.5	0.142	0.3763	8.50	1.495	29.39	537.54	21.58	1808	104,668	0.10	0.356
3/11/20 12:38	1.20	76.9	0.139	0.3728	8.75	1.498	29.39	536.93	21.37	1790	103,763	0.10	0.357
3/11/20 12:39	1.20	77.0	0.141	0.3748	8.54	1.493	29.39	537.04	21.49	1800	104,309	0.10	0.359
3/11/20 12:40	1.20	76.4	0.138	0.3718	8.63	1.498	29.39	536.44	21.30	1784	103,511	0.10	0.361
3/11/20 12:41	1.20	76.6	0.135	0.3670	8.63	1.500	29.39	536.56	21.03	1762	102,181	0.10	0.362
3/11/20 12:42	1.20	75.8	0.143	0.3784	8.44	1.494	29.39	535.85	21.67	1815	105,424	0.10	0.364
3/11/20 12:43	1.20	75.8	0.129	0.3594	8.65	1.497	29.39	535.77	20.58	1724	100,146	0.10	0.366
3/11/20 12:44	1.20	76.9	0.142	0.3770	8.52	1.491	29.39	536.93	21.61	1810	104,912	0.10	0.368
3/11/20 12:45	1.20	77.0	0.132	0.3630	8.81	1.494	29.39	537.00	20.81	1744	101,032	0.10	0.369
3/11/20 12:46	1.20	76.1	0.141	0.3750	8.51	1.490	29.39	536.07	21.48	1799	104,440	0.10	0.371
3/11/20 12:47	1.20	76.3	0.138	0.3715	8.55	1.489	29.39	536.30	21.28	1783	103,448	0.10	0.373
3/11/20 12:48	1.20	77.5	0.134	0.3662	8.81	1.484	29.39	537.45	21.00	1759	101,865	0.10	0.374
3/11/20 12:49	1.20	77.5	0.139	0.3723	8.57	1.489	29.39	537.49	21.35	1789	103,558	0.10	0.376
3/11/20 12:50	1.20	77.0	0.142	0.3771	8.59	1.496	29.39	537.01	21.62	1811	104,942	0.10	0.378
3/11/20 12:51	1.20	77.7	0.142	0.3772	8.88	1.506	29.39	537.70	21.64	1813	104,914	0.11	0.379
3/11/20 12:52	1.20	78.8	0.135	0.3677	8.85	1.512	29.39	538.83	21.12	1769	102,157	0.10	0.381
3/11/20 12:53	1.20	77.5	0.140	0.3740	8.99	1.511	29.39	537.55	21.45	1797	104,041	0.11	0.383
3/11/20 12:54	1.20	77.2	0.144	0.3799	9.08	1.519	29.39	537.17	21.78	1825	105,703	0.11	0.385
3/11/20 12:55	1.20	78.2	0.138	0.3718	9.05	1.521	29.39	538.25	21.34	1788	103,342	0.11	0.387
3/11/20 12:56	1.20	79.2	0.134	0.3654	9.50	1.537	29.39	539.21	20.99	1759	101,481	0.11	0.388
3/11/20 12:57	1.20	78.4	0.138	0.3711	9.43	1.540	29.39	538.44	21.30	1785	103,139	0.11	0.390
3/11/20 12:58	1.20	78.0	0.132	0.3637	9.40	1.547	29.39	537.96	20.87	1749	101,143	0.11	0.392
3/11/20 12:59	1.20	78.6	0.138	0.3718	9.53	1.545	29.39	538.64	21.35	1788	103,309	0.11	0.394
3/11/20 13:00	1.20	78.1	0.133	0.3650	9.31	1.552	29.39	538.11	20.95	1755	101,474	0.11	0.396
3/11/20 13:01	1.20	77.0	0.141	0.3756	9.10	1.548	29.39	536.99	21.54	1804	104,548	0.11	0.398
3/11/20 13:02	1.20	77.3	0.137	0.3695	9.23	1.556	29.39	537.28	21.19	1775	102,803	0.11	0.399
3/11/20 13:03	1.20	78.3	0.141	0.3760	9.17	1.542	29.39	538.28	21.58	1808	104,532	0.11	0.401
3/11/20 13:04	1.20	78.4	0.137	0.3705	9.34	1.535	29.39	538.39	21.27	1782	102,994	0.11	0.403
3/11/20 13:05	1.20	78.3	0.143	0.3783	9.55	1.544	29.39	538.30	21.71	1819	105,157	0.11	0.405
3/11/20 13:06	1.20	79.1	0.138	0.3719	9.32	1.544	29.39	539.14	21.36	1790	103,297	0.11	0.407
3/11/20 13:07	1.20	78.6	0.142	0.3768	9.20	1.546	29.39	538.56	21.64	1813	104,727	0.11	0.409
3/11/20 13:08	1.20	77.6	0.137	0.3695	9.11	1.538	29.39	537.58	21.19	1775	102,771	0.11	0.410
3/11/20 13:09	1.20	78.6	0.140	0.3746	9.21	1.535	29.39	538.57	21.51	1802	104,095	0.11	0.412
3/11/20 13:10	1.20	79.2	0.138	0.3709	9.03	1.543	29.39	539.17	21.31	1785	103,033	0.11	0.414
3/11/20 13:11	1.20	78.0	0.142	0.3763	9.12	1.544	29.39	537.99	21.59	1809	104,634	0.11	0.416
3/11/20 13:12	1.20	78.2	0.138	0.3713	9.05	1.546	29.39	538.18	21.31	1786	103,241	0.11	0.418
3/11/20 13:13	1.20	77.7	0.139	0.3730	8.76	1.542	29.39	537.74	21.40	1793	103,731	0.10	0.419
3/11/20 13:14	1.20	77.8	0.142	0.3768	8.99	1.533	29.39	537.78	21.62	1811	104,800	0.11	0.421
3/11/20 13:15	1.20	76.9	0.132	0.3635	8.72	1.527	29.39	536.89	20.83	1745	101,164	0.10	0.423
3/11/20 13:16	1.20	78.3	0.147	0.3831	8.78	1.527	29.39	538.32	21.99	1842	106,503	0.11	0.425
3/11/20 13:17	1.20	79.2	0.136	0.3686	8.81	1.521	29.39	539.22	21.18	1774	102,386	0.10	0.426
3/11/20 13:18	1.20	78.7	0.127	0.3557	8.67	1.535	29.39	538.72	20.42	1711	98,830	0.10	0.428
3/11/20 13:19	1.20	79.0	0.141	0.3750	8.94	1.546	29.39	538.97	21.54	1804	104,170	0.11	0.430
3/11/20 13:20	1.20	79.2	0.132	0.3635	9.04	1.539	29.39	539.17	20.88	1749	100,952	0.10	0.431
3/11/20 13:21	1.20	78.6	0.134	0.3666	9.05	1.545	29.39	538.61	21.05	1763	101,882	0.11	0.433
3/11/20 13:22	1.20	78.9	0.144	0.3800	8.76	1.538	29.39	538.89	21.82	1828	105,575	0.11	0.435

Emission Calculations

Client: Medline
Location: Waukegan, IL
Source: Inlet #2
Date: 3/11/2020

As: 1.3963 sqft
Cp: 0.84
Barometric: 29.3 in Hg
O2: 20.9 % vol
CO2: 0.0 % vol

Clock Time	Static (in H2O)	TC (Deg F)	Raw DP (in H2O)	SQRT DP (in H2O)	EO (ppm v)	Water (% vol)	Ps (in Hg)	Ts (deg R)	Vs (fps)	Qact (acfm)	Qstd (scfh)	EO Em (lb/hr)	EO Total (lbs)
3/11/20 13:23	1.20	78.7	0.131	0.3619	8.82	1.541	29.39	538.68	20.78	1741	100,577	0.10	0.437
3/11/20 13:24	1.20	78.0	0.133	0.3644	8.68	1.529	29.39	537.97	20.91	1752	101,330	0.10	0.438
3/11/20 13:25	1.20	78.1	0.146	0.3824	8.77	1.523	29.39	538.15	21.94	1838	106,301	0.11	0.440
3/11/20 13:26	1.20	78.2	0.130	0.3604	8.51	1.516	29.39	538.23	20.69	1733	100,191	0.10	0.442
3/11/20 13:27	1.20	78.0	0.138	0.3719	8.40	1.511	29.39	537.96	21.34	1788	103,404	0.10	0.443
3/11/20 13:28	1.20	77.3	0.139	0.3724	8.68	1.502	29.39	537.31	21.36	1789	103,615	0.10	0.445
3/11/20 13:29	1.20	78.7	0.141	0.3756	8.77	1.512	29.39	538.66	21.57	1807	104,379	0.10	0.447
3/11/20 13:30	1.20	79.5	0.144	0.3791	9.03	1.509	29.39	539.48	21.78	1825	105,255	0.11	0.449
3/11/20 13:31	1.20	78.9	0.131	0.3612	8.96	1.517	29.39	538.95	20.75	1738	100,356	0.10	0.450
3/11/20 13:32	1.20	79.9	0.143	0.3776	9.09	1.530	29.39	539.90	21.71	1819	104,815	0.11	0.452
3/11/20 13:33	1.20	78.8	0.134	0.3662	9.17	1.538	29.39	538.80	21.03	1762	101,748	0.11	0.454
3/11/20 13:34	1.20	76.8	0.136	0.3684	9.25	1.539	29.39	536.77	21.11	1769	102,547	0.11	0.456
3/11/20 13:35	1.20	76.0	0.141	0.3748	9.08	1.512	29.39	535.96	21.47	1799	104,418	0.11	0.458
3/11/20 13:36	1.20	76.2	0.131	0.3619	9.07	1.495	29.39	536.25	20.73	1737	100,796	0.10	0.459
3/11/20 13:37	1.20	76.0	0.125	0.3536	8.91	1.485	29.39	536.03	20.25	1696	98,479	0.10	0.461
3/11/20 13:38	1.20	75.2	0.141	0.3760	8.78	1.483	29.39	535.21	21.52	1803	104,820	0.11	0.463
3/11/20 13:39	1.20	75.8	0.133	0.3646	8.72	1.473	29.39	535.85	20.88	1749	101,558	0.10	0.464
3/11/20 13:40	1.20	77.0	0.137	0.3695	8.94	1.476	29.39	536.98	21.18	1774	102,816	0.11	0.466
3/11/20 13:41	1.20	76.2	0.143	0.3779	8.94	1.476	29.39	536.24	21.65	1814	105,235	0.11	0.468
3/11/20 13:42	1.20	76.2	0.143	0.3778	8.84	1.468	29.39	536.20	21.64	1813	105,201	0.11	0.470
3/11/20 13:43	1.20	76.5	0.132	0.3629	8.77	1.474	29.39	536.54	20.79	1742	101,034	0.10	0.471
3/11/20 13:44	1.20	77.8	0.139	0.3724	9.07	1.468	29.39	537.83	21.36	1790	103,558	0.11	0.473
3/11/20 13:45	1.20	78.1	0.132	0.3632	8.91	1.466	29.39	538.06	20.84	1746	100,966	0.10	0.475
3/11/20 13:46	1.20	77.6	0.137	0.3697	8.82	1.471	29.39	537.64	21.21	1777	102,827	0.10	0.477
3/11/20 13:47	1.20	79.0	0.135	0.3680	9.14	1.478	29.39	538.96	21.13	1770	102,213	0.11	0.478
3/11/20 13:48	1.20	79.5	0.134	0.3666	22.60	1.492	29.39	539.45	21.06	1765	101,791	0.26	0.483
3/11/20 13:49	1.20	78.3	0.131	0.3618	74.16	1.502	29.39	538.30	20.77	1740	100,566	0.85	0.497
3/11/20 13:50	1.20	78.1	0.137	0.3696	68.42	1.508	29.39	538.11	21.21	1777	102,753	0.80	0.510
3/11/20 13:51	1.20	77.5	0.138	0.3713	61.07	1.517	29.39	537.49	21.30	1784	103,302	0.72	0.523
3/11/20 13:52	1.20	76.3	0.142	0.3762	55.84	1.506	29.39	536.31	21.55	1805	104,754	0.67	0.534
3/11/20 13:53	1.20	77.1	0.144	0.3791	51.26	1.502	29.39	537.11	21.73	1821	105,485	0.62	0.544
3/11/20 13:54	1.20	77.9	0.139	0.3722	161.42	1.495	29.39	537.95	21.35	1789	103,477	1.91	0.576
3/11/20 13:55	1.20	77.5	0.134	0.3666	213.18	1.504	29.39	537.51	21.03	1762	101,978	2.49	0.617
3/11/20 13:56	1.20	76.5	0.138	0.3709	203.73	1.511	29.39	536.53	21.26	1781	103,280	2.41	0.657
3/11/20 13:57	1.20	77.3	0.138	0.3720	194.57	1.508	29.39	537.33	21.33	1787	103,502	2.30	0.696
3/11/20 13:58	1.20	77.5	0.142	0.3770	188.17	1.496	29.39	537.51	21.62	1811	104,856	2.26	0.733
3/11/20 13:59	1.20	77.1	0.136	0.3688	181.77	1.495	29.39	537.06	21.14	1771	102,624	2.13	0.769
3/11/20 14:00	1.20	77.3	0.138	0.3712	176.01	1.489	29.39	537.31	21.29	1783	103,276	2.08	0.803
3/11/20 14:01	1.20	78.1	0.141	0.3751	170.04	1.495	29.39	538.15	21.53	1803	104,277	2.03	0.837
3/11/20 14:02	1.20	78.2	0.132	0.3626	165.76	1.498	29.39	538.19	20.81	1744	100,807	1.91	0.869
3/11/20 14:03	1.20	77.3	0.139	0.3726	161.38	1.504	29.39	537.27	21.36	1790	103,657	1.91	0.901
3/11/20 14:04	1.20	77.8	0.132	0.3630	149.29	1.519	29.39	537.78	20.83	1745	100,964	1.72	0.930
3/11/20 14:05	1.20	78.7	0.138	0.3720	137.07	1.523	29.39	538.73	21.36	1790	103,371	1.62	0.957
3/11/20 14:06	1.20	78.9	0.135	0.3670	134.77	1.525	29.39	538.88	21.08	1766	101,965	1.57	0.983
3/11/20 14:07	1.20	77.8	0.138	0.3711	137.55	1.543	29.39	537.77	21.29	1784	103,205	1.62	1.010
3/11/20 14:08	1.20	78.1	0.138	0.3720	150.45	1.546	29.39	538.07	21.35	1789	103,439	1.78	1.040
3/11/20 14:09	1.20	78.2	0.141	0.3758	121.08	1.546	29.39	538.18	21.57	1807	104,469	1.45	1.064
3/11/20 14:10	1.20	77.6	0.129	0.3585	34.05	1.543	29.39	537.58	20.56	1723	99,715	0.39	1.070

Emission Calculations

Client: Medline
Location: Waukegan, IL
Source: Inlet #2
Date: 3/11/2020

As: 1.3963 sqft
Cp: 0.84
Barometric: 29.3 in Hg
O2: 20.9 % vol
CO2: 0.0 % vol

Clock Time	Static (in H2O)	TC (Deg F)	Raw DP (in H2O)	SQRT DP (in H2O)	EO (ppm v)	Water (% vol)	Ps (in Hg)	Ts (deg R)	Vs (fps)	Qact (acfm)	Qstd (scfh)	EO Em (lb/hr)	EO Total (lbs)
3/11/20 14:11	1.20	77.7	0.141	0.3755	16.23	1.550	29.39	537.70	21.54	1805	104,442	0.19	1.073
3/11/20 14:12	1.20	78.2	0.141	0.3752	14.13	1.535	29.39	538.20	21.54	1804	104,316	0.17	1.076
3/11/20 14:13	1.20	78.5	0.143	0.3782	140.97	1.539	29.39	538.47	21.71	1819	105,102	1.69	1.104
3/11/20 14:14	1.20	77.9	0.137	0.3695	139.82	1.545	29.39	537.88	21.20	1776	102,744	1.64	1.132
3/11/20 14:15	1.20	77.6	0.132	0.3628	134.07	1.533	29.39	537.64	20.81	1743	100,903	1.55	1.158
3/11/20 14:16	1.20	77.9	0.144	0.3795	129.07	1.540	29.39	537.93	21.77	1824	105,522	1.56	1.184
3/11/20 14:17	1.20	76.9	0.127	0.3561	125.19	1.534	29.39	536.94	20.41	1710	99,110	1.42	1.207
3/11/20 14:18	1.20	77.5	0.135	0.3667	122.52	1.522	29.39	537.46	21.03	1762	102,024	1.43	1.231
3/11/20 14:19	1.20	78.2	0.144	0.3800	121.10	1.507	29.39	538.20	21.81	1827	105,636	1.46	1.255
3/11/20 14:20	1.20	78.7	0.147	0.3830	119.08	1.507	29.39	538.65	21.99	1842	106,430	1.45	1.280
3/11/20 14:21	1.20	77.2	0.135	0.3669	117.79	1.509	29.39	537.16	21.04	1762	102,087	1.37	1.302
3/11/20 14:22	1.20	77.9	0.133	0.3646	117.30	1.502	29.39	537.86	20.92	1752	101,373	1.36	1.325
3/11/20 14:23	1.20	78.7	0.136	0.3686	128.72	1.498	29.39	538.68	21.17	1773	102,433	1.51	1.350
3/11/20 14:24	1.20	78.2	0.134	0.3658	113.88	1.499	29.39	538.24	20.99	1759	101,679	1.32	1.372
3/11/20 14:25	1.20	77.4	0.138	0.3711	99.23	1.506	29.39	537.40	21.28	1783	103,233	1.17	1.392
3/11/20 14:26	1.20	78.2	0.139	0.3724	88.88	1.515	29.39	538.18	21.37	1791	103,533	1.05	1.409
3/11/20 14:27	1.20	78.7	0.135	0.3674	84.11	1.502	29.39	538.68	21.10	1767	102,094	0.98	1.426
3/11/20 14:28	1.20	77.6	0.140	0.3736	73.46	1.508	29.39	537.59	21.43	1795	103,924	0.87	1.440
3/11/20 14:29	1.20	78.0	0.138	0.3718	65.76	1.507	29.39	537.98	21.33	1787	103,365	0.78	1.453
3/11/20 14:30	1.20	77.8	0.138	0.3720	62.17	1.500	29.39	537.77	21.34	1788	103,458	0.74	1.466
3/11/20 14:31	1.20	77.8	0.142	0.3766	59.25	1.499	29.39	537.75	21.60	1810	104,723	0.71	1.477
3/11/20 14:32	1.20	77.4	0.141	0.3758	60.41	1.496	29.39	537.38	21.55	1805	104,537	0.72	1.489
3/11/20 14:33	1.20	77.6	0.138	0.3720	57.06	1.497	29.39	537.65	21.34	1788	103,469	0.68	1.501
3/11/20 14:34	1.20	78.7	0.141	0.3748	49.93	1.497	29.39	538.70	21.52	1803	104,149	0.59	1.511
3/11/20 14:35	1.20	78.3	0.138	0.3716	45.23	1.492	29.39	538.31	21.33	1787	103,292	0.53	1.519
3/11/20 14:36	1.20	79.8	0.137	0.3699	45.19	1.499	29.39	539.79	21.26	1781	102,666	0.53	1.528
3/11/20 14:37	1.20	80.6	0.141	0.3754	45.06	1.505	29.39	540.55	21.59	1809	104,120	0.54	1.537
3/11/20 14:38	1.20	78.6	0.129	0.3586	45.29	1.522	29.39	538.63	20.59	1725	99,653	0.52	1.546
3/11/20 14:39	1.20	79.0	0.140	0.3746	46.42	1.536	29.39	538.99	21.51	1802	104,055	0.55	1.555
3/11/20 14:40	1.20	78.6	0.141	0.3760	44.59	1.524	29.39	538.63	21.59	1809	104,495	0.53	1.564
3/11/20 14:41	1.20	77.8	0.140	0.3740	43.00	1.517	29.39	537.81	21.46	1798	104,016	0.51	1.572
3/11/20 14:42	1.20	78.5	0.131	0.3621	41.45	1.502	29.39	538.47	20.79	1741	100,627	0.48	1.580
3/11/20 14:43	1.20	79.1	0.135	0.3680	39.53	1.493	29.39	539.14	21.14	1771	102,200	0.46	1.588
3/11/20 14:44	1.20	79.1	0.139	0.3731	38.49	1.494	29.39	539.07	21.43	1795	103,631	0.46	1.596
3/11/20 14:45	1.20	79.2	0.142	0.3764	36.90	1.499	29.39	539.22	21.62	1812	104,543	0.44	1.603
3/11/20 14:46	1.20	79.5	0.131	0.3612	35.82	1.498	29.39	539.53	20.76	1739	100,298	0.41	1.610
3/11/20 14:47	1.20	79.3	0.137	0.3695	34.85	1.495	29.39	539.28	21.22	1778	102,600	0.41	1.617
3/11/20 14:48	1.20	79.8	0.141	0.3748	34.02	1.486	29.39	539.78	21.54	1805	104,043	0.40	1.623
3/11/20 14:49	1.20	80.0	0.143	0.3775	33.49	1.500	29.39	540.03	21.70	1818	104,759	0.40	1.630
3/11/20 14:50	1.20	78.8	0.136	0.3682	32.70	1.497	29.39	538.80	21.15	1771	102,307	0.38	1.636
3/11/20 14:51	1.20	79.4	0.142	0.3766	32.26	1.491	29.39	539.38	21.63	1812	104,563	0.39	1.643
3/11/20 14:52	1.20	79.1	0.136	0.3682	32.26	1.491	29.39	539.07	21.15	1772	102,281	0.38	1.649
3/11/20 14:53	1.20	77.8	0.140	0.3740	31.66	1.501	29.39	537.79	21.46	1798	104,016	0.38	1.655
3/11/20 14:54	1.20	77.8	0.141	0.3752	30.91	1.497	29.39	537.83	21.53	1804	104,345	0.37	1.662
3/11/20 14:55	1.20	78.3	0.133	0.3648	30.41	1.488	29.39	538.26	20.94	1754	101,409	0.35	1.667
3/11/20 14:56	1.20	78.4	0.142	0.3771	29.79	1.480	29.39	538.37	21.64	1813	104,807	0.36	1.673
3/11/20 14:57	1.20	78.2	0.130	0.3603	30.03	1.482	29.39	538.19	20.68	1732	100,150	0.34	1.679
3/11/20 14:58	1.20	79.2	0.139	0.3730	30.48	1.477	29.39	539.18	21.42	1795	103,580	0.36	1.685

Emission Calculations

Client: Medline
Location: Waukegan, IL
Source: Inlet #2
Date: 3/11/2020

As: 1.3963 sqft
Cp: 0.84
Barometric: 29.3 in Hg
O2: 20.9 % vol
CO2: 0.0 % vol

Clock Time	Static (in H2O)	TC (Deg F)	Raw DP (in H2O)	SQRT DP (in H2O)	EO (ppm v)	Water (% vol)	Ps (in Hg)	Ts (deg R)	Vs (fps)	Qact (acfm)	Qstd (scfh)	EO Em (lb/hr)	EO Total (lbs)
3/11/20 14:59	1.20	79.2	0.132	0.3628	30.42	1.474	29.39	539.20	20.84	1746	100,746	0.35	1.691
3/11/20 15:00	1.20	79.2	0.136	0.3689	30.08	1.469	29.39	539.18	21.19	1775	102,454	0.35	1.697
3/11/20 15:01	1.20	80.1	0.129	0.3585	30.60	1.472	29.39	540.11	20.61	1727	99,468	0.35	1.703
3/11/20 15:02	1.20	79.5	0.128	0.3582	31.44	1.465	29.39	539.49	20.58	1724	99,446	0.36	1.709
3/11/20 15:03	1.20	79.2	0.148	0.3848	34.37	1.471	29.39	539.21	22.11	1852	106,873	0.42	1.716
3/11/20 15:04	1.20	79.2	0.141	0.3756	35.41	1.479	29.39	539.21	21.58	1808	104,319	0.42	1.723
3/11/20 15:05	1.20	79.7	0.128	0.3582	42.34	1.473	29.39	539.66	20.58	1724	99,432	0.48	1.731
3/11/20 15:06	1.20	81.0	0.138	0.3709	48.40	1.468	29.39	540.98	21.34	1788	102,845	0.57	1.740
3/11/20 15:07	1.20	81.8	0.143	0.3779	52.74	1.474	29.39	541.83	21.76	1823	104,691	0.63	1.751
3/11/20 15:08	1.20	81.7	0.136	0.3685	52.85	1.488	29.39	541.70	21.22	1778	102,107	0.62	1.761
3/11/20 15:09	1.20	80.4	0.139	0.3726	50.92	1.497	29.39	540.44	21.43	1795	103,351	0.60	1.771
3/11/20 15:10	1.20	81.1	0.138	0.3708	48.77	1.499	29.39	541.13	21.34	1788	102,801	0.57	1.781
3/11/20 15:11	1.20	81.8	0.143	0.3778	47.14	1.497	29.39	541.77	21.75	1822	104,664	0.56	1.790
3/11/20 15:12	1.20	81.1	0.138	0.3716	46.36	1.495	29.39	541.07	21.38	1791	103,030	0.55	1.799
3/11/20 15:13	1.20	79.9	0.143	0.3778	44.90	1.502	29.39	539.88	21.71	1819	104,848	0.54	1.808
3/11/20 15:14	1.20	81.2	0.144	0.3796	155.40	1.523	29.39	541.21	21.85	1830	105,235	1.87	1.839
3/11/20 15:15	1.20	82.3	0.143	0.3779	170.81	1.522	29.39	542.33	21.77	1824	104,652	2.04	1.873
3/11/20 15:16	1.20	82.0	0.144	0.3792	155.53	1.527	29.39	542.05	21.84	1830	105,045	1.87	1.904
3/11/20 15:17	1.20	80.8	0.142	0.3768	142.73	1.529	29.39	540.84	21.68	1816	104,503	1.71	1.933
3/11/20 15:18	1.20	81.2	0.139	0.3727	186.22	1.530	29.39	541.16	21.45	1797	103,325	2.20	1.970
3/11/20 15:19	1.20	81.9	0.141	0.3758	288.04	1.522	29.39	541.86	21.64	1813	104,108	3.43	2.027
3/11/20 15:20	1.20	81.6	0.137	0.3696	265.21	1.514	29.39	541.62	21.28	1783	102,420	3.11	2.078
3/11/20 15:21	1.20	80.8	0.142	0.3766	250.71	1.507	29.39	540.85	21.66	1815	104,424	2.99	2.128
3/11/20 15:22	1.20	81.7	0.135	0.3677	237.79	1.528	29.39	541.75	21.17	1774	101,885	2.77	2.174
3/11/20 15:23	1.20	82.2	0.140	0.3747	226.01	1.524	29.39	542.23	21.59	1808	103,779	2.68	2.219
3/11/20 15:24	1.20	82.7	0.145	0.3801	213.40	1.538	29.39	542.72	21.91	1835	105,238	2.57	2.262
3/11/20 15:25	1.20	81.8	0.131	0.3615	203.12	1.555	29.39	541.83	20.82	1744	100,172	2.33	2.301
3/11/20 15:26	1.20	81.6	0.143	0.3783	193.74	1.572	29.39	541.62	21.78	1825	104,840	2.32	2.339
3/11/20 15:27	1.20	82.3	0.141	0.3754	187.45	1.536	29.39	542.26	21.63	1812	103,962	2.23	2.377
3/11/20 15:28	1.20	83.1	0.136	0.3682	178.33	1.581	29.39	543.14	21.23	1779	101,915	2.08	2.411
3/11/20 15:29	1.20	82.7	0.131	0.3621	167.43	1.541	29.39	542.73	20.87	1748	100,240	1.92	2.443
3/11/20 15:30	1.20	81.6	0.139	0.3724	130.94	1.582	29.39	541.59	21.44	1797	103,221	1.55	2.469
3/11/20 15:31	1.20	81.8	0.134	0.3665	127.48	1.543	29.39	541.79	21.10	1768	101,543	1.48	2.494
3/11/20 15:32	1.20	82.3	0.147	0.3831	142.49	1.566	29.39	542.26	22.07	1849	106,123	1.73	2.522
3/11/20 15:33	1.20	82.1	0.136	0.3686	157.34	1.561	29.39	542.07	21.24	1779	102,124	1.84	2.553
3/11/20 15:34	1.20	81.3	0.138	0.3715	91.75	1.564	29.39	541.28	21.38	1791	102,985	1.08	2.571
3/11/20 15:35	1.20	82.2	0.133	0.3644	69.10	1.566	29.39	542.22	20.99	1759	100,939	0.80	2.584
3/11/20 15:36	1.20	82.7	0.141	0.3755	91.63	1.561	29.39	542.66	21.64	1813	103,966	1.09	2.603
3/11/20 15:37	1.20	83.1	0.141	0.3754	149.08	1.556	29.39	543.08	21.64	1813	103,888	1.77	2.632
3/11/20 15:38	1.20	82.4	0.142	0.3763	132.57	1.569	29.39	542.41	21.68	1817	104,212	1.58	2.658
3/11/20 15:39	1.20	81.7	0.141	0.3748	93.04	1.560	29.39	541.72	21.58	1808	103,871	1.11	2.677
3/11/20 15:40	1.20	82.6	0.143	0.3780	40.59	1.561	29.39	542.59	21.79	1825	104,670	0.49	2.685
3/11/20 15:41	1.20	82.7	0.137	0.3700	35.02	1.553	29.39	542.74	21.33	1787	102,434	0.41	2.692
3/11/20 15:42	1.20	81.7	0.137	0.3707	37.14	1.534	29.39	541.72	21.34	1788	102,714	0.44	2.699
3/11/20 15:43	1.20	81.5	0.143	0.3778	36.14	1.529	29.39	541.46	21.75	1822	104,700	0.43	2.706
3/11/20 15:44	1.20	82.2	0.143	0.3778	37.68	1.519	29.39	542.23	21.76	1823	104,624	0.45	2.714
3/11/20 15:45	1.20	82.3	0.133	0.3651	39.42	1.516	29.39	542.33	21.03	1762	101,109	0.46	2.721
3/11/20 15:46	1.20	81.8	0.135	0.3670	40.93	1.524	29.39	541.84	21.14	1771	101,687	0.48	2.729

Emission Calculations

Client: Medline
Location: Waukegan, IL
Source: Inlet #2
Date: 3/11/2020

As: 1.3963 sqft
Cp: 0.84
Barometric: 29.3 in Hg
O2: 20.9 % vol
CO2: 0.0 % vol

Clock Time	Static (in H2O)	TC (Deg F)	Raw DP (in H2O)	SQRT DP (in H2O)	EO (ppm v)	Water (% vol)	Ps (in Hg)	Ts (deg R)	Vs (fps)	Qact (acfm)	Qstd (scfh)	EO Em (lb/hr)	EO Total (lbs)
3/11/20 15:47	1.20	81.3	0.140	0.3735	37.38	1.523	29.39	541.28	21.50	1801	103,535	0.44	2.737
3/11/20 15:48	1.20	81.2	0.139	0.3722	32.81	1.525	29.39	541.21	21.42	1794	103,171	0.39	2.743
3/11/20 15:49	1.20	81.4	0.142	0.3766	31.74	1.526	29.39	541.37	21.68	1816	104,378	0.38	2.749
3/11/20 15:50	1.20	79.9	0.140	0.3744	30.82	1.525	29.39	539.85	21.52	1803	103,933	0.37	2.755
3/11/20 15:51	1.20	79.6	0.144	0.3791	31.07	1.503	29.39	539.62	21.78	1825	105,240	0.37	2.762
3/11/20 15:52	1.20	80.1	0.131	0.3625	30.59	1.502	29.39	540.09	20.84	1746	100,592	0.35	2.768
3/11/20 15:53	1.20	79.7	0.143	0.3778	30.17	1.503	29.39	539.71	21.71	1819	104,865	0.36	2.774
3/11/20 15:54	1.20	79.9	0.143	0.3776	29.71	1.492	29.39	539.92	21.71	1819	104,805	0.36	2.780
3/11/20 15:55	1.20	80.6	0.144	0.3791	29.30	1.486	29.39	540.56	21.80	1827	105,145	0.35	2.785
3/11/20 15:56	1.20	79.7	0.132	0.3639	28.77	1.477	29.39	539.65	20.91	1752	101,010	0.33	2.791
3/11/20 15:57	1.20	79.8	0.147	0.3833	27.97	1.479	29.39	539.80	22.03	1845	106,383	0.34	2.797
3/11/20 15:58	1.20	79.7	0.141	0.3754	27.74	1.482	29.39	539.74	21.57	1807	104,194	0.33	2.802
3/11/20 15:59	1.20	78.3	0.141	0.3751	27.25	1.480	29.39	538.34	21.53	1804	104,255	0.32	2.808
3/11/20 16:00	1.20	78.6	0.137	0.3705	26.80	1.474	29.39	538.64	21.27	1782	102,957	0.32	2.813
3/11/20 16:01	1.20	79.1	0.129	0.3597	26.49	1.459	29.39	539.15	20.66	1731	99,902	0.30	2.818
3/11/20 16:02	1.20	78.8	0.132	0.3637	25.73	1.460	29.39	538.75	20.88	1750	101,053	0.30	2.823
3/11/20 16:03	1.20	77.8	0.137	0.3696	25.20	1.456	29.39	537.82	21.20	1776	102,769	0.30	2.828
3/11/20 16:04	1.20	78.6	0.142	0.3774	25.20	1.456	29.39	538.64	21.66	1815	104,849	0.30	2.833
3/11/20 16:05	1.20	79.1	0.140	0.3746	24.41	1.451	29.39	539.06	21.51	1802	104,032	0.29	2.838
3/11/20 16:06	1.20	78.7	0.142	0.3772	24.10	1.446	29.39	538.74	21.66	1814	104,801	0.29	2.842
3/11/20 16:07	1.20	80.0	0.136	0.3681	24.24	1.447	29.39	539.96	21.16	1773	102,150	0.28	2.847
3/11/20 16:08	1.20	80.0	0.139	0.3722	23.59	1.451	29.39	539.97	21.39	1792	103,275	0.28	2.852
3/11/20 16:09	1.20	79.6	0.136	0.3693	23.19	1.463	29.39	539.63	21.22	1778	102,524	0.27	2.856
3/11/20 16:10	1.20	80.8	0.140	0.3746	22.83	1.470	29.39	540.75	21.55	1805	103,872	0.27	2.861
3/11/20 16:11	1.20	82.3	0.137	0.3703	22.77	1.492	29.39	542.25	21.33	1787	102,543	0.27	2.865
3/11/20 16:12	1.20	83.0	0.142	0.3772	22.92	1.527	29.39	543.03	21.75	1822	104,402	0.27	2.870
3/11/20 16:13	1.20	83.4	0.143	0.3779	28.39	1.540	29.39	543.41	21.79	1826	104,551	0.34	2.875
3/11/20 16:14	1.20	82.2	0.146	0.3818	154.15	1.571	29.39	542.24	22.00	1843	105,764	1.86	2.907
3/11/20 16:15	1.20	82.0	0.140	0.3740	159.20	1.585	29.39	542.00	21.54	1805	103,627	1.89	2.938
3/11/20 16:16	1.20	81.6	0.135	0.3672	156.82	1.547	29.39	541.62	21.14	1771	101,749	1.82	2.968
3/11/20 16:17	1.20	81.8	0.139	0.3734	152.32	1.590	29.39	541.81	21.50	1801	103,461	1.80	2.998
3/11/20 16:18	1.20	81.1	0.143	0.3779	150.60	1.558	29.39	541.09	21.75	1822	104,779	1.80	3.029
3/11/20 16:19	1.20	80.5	0.138	0.3718	145.83	1.589	29.39	540.54	21.39	1792	103,135	1.72	3.057
3/11/20 16:20	1.20	81.3	0.138	0.3720	145.44	1.544	29.39	541.34	21.41	1794	103,125	1.71	3.086
3/11/20 16:21	1.20	81.0	0.144	0.3793	141.80	1.560	29.39	541.03	21.83	1829	105,188	1.71	3.114
3/11/20 16:22	1.20	80.7	0.145	0.3801	139.33	1.538	29.39	540.72	21.87	1832	105,432	1.68	3.142
3/11/20 16:23	1.20	81.3	0.137	0.3701	137.35	1.520	29.39	541.27	21.30	1785	102,604	1.61	3.169
3/11/20 16:24	1.20	81.7	0.133	0.3643	135.40	1.524	29.39	541.75	20.98	1757	100,937	1.56	3.195
3/11/20 16:25	1.20	81.0	0.142	0.3767	132.87	1.518	29.39	541.04	21.68	1816	104,444	1.59	3.222
3/11/20 16:26	1.20	80.3	0.143	0.3782	131.27	1.527	29.39	540.33	21.75	1822	104,920	1.57	3.248
3/11/20 16:27	1.20	80.3	0.142	0.3768	128.88	1.509	29.39	540.34	21.67	1815	104,547	1.54	3.273
3/11/20 16:28	1.20	81.0	0.140	0.3736	127.53	1.509	29.39	540.99	21.50	1801	103,598	1.51	3.299
3/11/20 16:29	1.20	80.9	0.142	0.3772	69.64	1.506	29.39	540.89	21.70	1818	104,603	0.83	3.312
3/11/20 16:30	1.20	79.6	0.150	0.3870	20.18	1.505	29.39	539.64	22.24	1863	107,449	0.25	3.317
3/11/20 16:31	1.20	80.0	0.147	0.3833	19.18	1.501	29.39	540.00	22.03	1846	106,367	0.23	3.321
3/11/20 16:32	1.20	80.1	0.134	0.3659	31.42	1.504	29.39	540.08	21.04	1762	101,545	0.36	3.327
3/11/20 16:33	1.20	78.5	0.142	0.3767	145.07	1.493	29.39	538.55	21.63	1812	104,681	1.74	3.356
3/11/20 16:34	1.20	79.5	0.147	0.3838	111.73	1.498	29.39	539.54	22.05	1848	106,557	1.36	3.378

Emission Calculations

Client: Medline
Location: Waukegan, IL
Source: Inlet #2
Date: 3/11/2020

As: 1.3963 sqft
Cp: 0.84
Barometric: 29.3 in Hg
O2: 20.9 % vol
CO2: 0.0 % vol

Clock Time	Static (in H2O)	TC (Deg F)	Raw DP (in H2O)	SQRT DP (in H2O)	EO (ppm v)	Water (% vol)	Ps (in Hg)	Ts (deg R)	Vs (fps)	Qact (acfm)	Qstd (scfh)	EO Em (lb/hr)	EO Total (lbs)
3/11/20 16:35	1.20	78.9	0.140	0.3735	95.58	1.499	29.39	538.91	21.45	1797	103,758	1.13	3.397
3/11/20 16:36	1.20	78.9	0.133	0.3643	94.11	1.500	29.39	538.90	20.92	1753	101,198	1.09	3.415
3/11/20 16:37	1.20	80.0	0.138	0.3720	80.84	1.490	29.39	540.02	21.39	1792	103,241	0.95	3.431
3/11/20 16:38	1.20	80.2	0.140	0.3735	75.25	1.485	29.39	540.24	21.48	1799	103,628	0.89	3.446
3/11/20 16:39	1.20	79.9	0.140	0.3742	70.70	1.481	29.39	539.86	21.51	1802	103,849	0.84	3.460
3/11/20 16:40	1.20	80.4	0.146	0.3820	59.30	1.488	29.39	540.36	21.96	1840	105,967	0.72	3.472
3/11/20 16:41	1.20	80.9	0.150	0.3868	52.82	1.492	29.39	540.90	22.25	1864	107,250	0.65	3.483
3/11/20 16:42	1.20	80.2	0.141	0.3759	47.77	1.494	29.39	540.17	21.61	1811	104,303	0.57	3.492
3/11/20 16:43	1.20	79.9	0.144	0.3788	45.05	1.493	29.39	539.93	21.78	1824	105,134	0.54	3.501
3/11/20 16:44	1.20	80.1	0.136	0.3682	43.49	1.493	29.39	540.08	21.17	1774	102,186	0.51	3.510
3/11/20 16:45	1.20	78.9	0.139	0.3723	41.11	1.482	29.39	538.94	21.38	1791	103,417	0.49	3.518
3/11/20 16:46	1.20	79.3	0.140	0.3742	40.85	1.475	29.39	539.31	21.49	1801	103,901	0.49	3.526
3/11/20 16:47	1.20	79.0	0.145	0.3805	39.54	1.481	29.39	539.02	21.85	1831	105,696	0.48	3.534
3/11/20 16:48	1.20	77.7	0.139	0.3728	37.44	1.490	29.39	537.72	21.39	1792	103,685	0.44	3.541
3/11/20 16:49	1.20	77.5	0.138	0.3716	36.17	1.490	29.39	537.46	21.31	1786	103,374	0.43	3.548
3/11/20 16:50	1.20	77.8	0.145	0.3801	35.26	1.481	29.39	537.76	21.81	1827	105,710	0.43	3.556
3/11/20 16:51	1.20	77.3	0.135	0.3678	34.90	1.471	29.39	537.31	21.09	1767	102,331	0.41	3.562
3/11/20 16:52	1.20	76.7	0.143	0.3776	34.11	1.463	29.39	536.73	21.64	1813	105,111	0.41	3.569
3/11/20 16:53	1.20	77.5	0.143	0.3779	32.70	1.453	29.39	537.48	21.67	1816	105,109	0.39	3.576
3/11/20 16:54	1.20	77.0	0.145	0.3803	32.44	1.442	29.39	537.01	21.80	1826	105,813	0.39	3.582
3/11/20 16:55	1.20	76.1	0.136	0.3682	31.71	1.434	29.39	536.14	21.09	1767	102,549	0.37	3.588
3/11/20 16:56	1.20	75.7	0.137	0.3696	31.25	1.434	29.39	535.66	21.16	1773	102,973	0.37	3.595
3/11/20 16:57	1.20	76.2	0.143	0.3776	30.94	1.422	29.39	536.19	21.63	1812	105,155	0.37	3.601
3/11/20 16:58	1.20	75.9	0.143	0.3784	30.19	1.430	29.39	535.92	21.67	1815	105,404	0.36	3.607
3/11/20 16:59	1.20	75.2	0.136	0.3691	30.20	1.437	29.39	535.23	21.12	1769	102,864	0.36	3.613
3/11/20 17:00	1.20	76.1	0.149	0.3854	29.91	1.444	29.39	536.11	22.07	1849	107,321	0.37	3.619
3/11/20 17:01	1.20	77.0	0.149	0.3857	28.74	1.433	29.39	536.99	22.11	1852	107,340	0.35	3.625
3/11/20 17:02	1.20	76.9	0.142	0.3763	28.80	1.439	29.39	536.85	21.57	1807	104,725	0.34	3.631
3/11/20 17:03	1.20	76.0	0.140	0.3744	27.78	1.428	29.39	535.99	21.44	1796	104,287	0.33	3.636
3/11/20 17:04	1.20	76.6	0.135	0.3676	27.69	1.424	29.39	536.60	21.06	1764	102,314	0.32	3.641
3/11/20 17:05	1.20	77.6	0.144	0.3791	27.26	1.415	29.39	537.57	21.74	1821	105,423	0.33	3.647
3/11/20 17:06	1.20	77.4	0.141	0.3748	26.87	1.415	29.39	537.45	21.49	1801	104,255	0.32	3.652
3/11/20 17:07	1.20	76.9	0.141	0.3748	26.82	1.412	29.39	536.86	21.48	1800	104,311	0.32	3.658
3/11/20 17:08	1.20	77.5	0.141	0.3750	26.18	1.421	29.39	537.48	21.50	1801	104,290	0.31	3.663
3/11/20 17:09	1.20	77.8	0.133	0.3640	25.82	1.413	29.39	537.83	20.88	1749	101,207	0.30	3.668
3/11/20 17:10	1.20	77.7	0.139	0.3731	25.54	1.419	29.39	537.69	21.40	1793	103,748	0.30	3.673
3/11/20 17:11	1.20	77.1	0.143	0.3780	25.28	1.411	29.39	537.06	21.67	1815	105,179	0.30	3.678
3/11/20 17:12	1.20	77.0	0.138	0.3719	24.88	1.409	29.39	536.98	21.31	1786	103,479	0.29	3.683
3/11/20 17:13	1.20	77.5	0.138	0.3720	24.34	1.400	29.39	537.53	21.33	1787	103,462	0.29	3.688
3/11/20 17:14	1.20	77.5	0.127	0.3562	24.41	1.406	29.39	537.53	20.43	1711	99,071	0.28	3.692
3/11/20 17:15	1.20	76.5	0.141	0.3760	23.92	1.402	29.39	536.54	21.54	1805	104,674	0.29	3.697
3/11/20 17:16	1.20	77.2	0.145	0.3801	38.63	1.402	29.39	537.20	21.79	1826	105,750	0.47	3.705
3/11/20 17:17	1.20	77.1	0.135	0.3676	38.63	1.402	29.39	537.06	21.07	1765	102,266	0.45	3.712
3/11/20 17:18	1.20	76.2	0.133	0.3651	38.63	1.402	29.39	536.18	20.91	1752	101,665	0.45	3.720
3/11/20 17:19	1.20	75.9	0.144	0.3788	38.63	1.402	29.39	535.89	21.69	1817	105,512	0.47	3.728
3/11/20 17:20	1.20	76.7	0.139	0.3726	38.63	1.402	29.39	536.71	21.35	1788	103,691	0.46	3.735
3/11/20 17:21	1.20	77.1	0.140	0.3742	38.63	1.402	29.39	537.06	21.45	1797	104,104	0.46	3.743
3/11/20 17:22	1.20	76.6	0.140	0.3743	38.63	1.402	29.39	536.62	21.45	1797	104,184	0.46	3.751

Emission Calculations

Client: Medline
Location: Waukegan, IL
Source: Inlet #2
Date: 3/11/2020

As: 1.3963 sqft
Cp: 0.84
Barometric: 29.3 in Hg
O2: 20.9 % vol
CO2: 0.0 % vol

Clock Time	Static (in H2O)	TC (Deg F)	Raw DP (in H2O)	SQRT DP (in H2O)	EO (ppm v)	Water (% vol)	Ps (in Hg)	Ts (deg R)	Vs (fps)	Qact (acfm)	Qstd (scfh)	EO Em (lb/hr)	EO Total (lbs)
3/11/20 17:23	1.20	76.7	0.140	0.3738	38.63	1.402	29.39	536.65	21.42	1794	104,032	0.46	3.758
3/11/20 17:24	1.20	77.5	0.141	0.3750	38.63	1.402	29.39	537.47	21.50	1801	104,287	0.46	3.766
3/11/20 17:25	1.20	77.7	0.130	0.3611	38.63	1.402	29.39	537.71	20.71	1735	100,411	0.44	3.773
3/11/20 17:26	1.20	76.5	0.141	0.3748	38.63	1.402	29.39	536.50	21.47	1799	104,344	0.46	3.781
3/11/20 17:27	1.20	77.4	0.141	0.3758	38.63	1.402	29.39	537.41	21.55	1805	104,515	0.46	3.789
3/11/20 17:28	1.20	77.6	0.147	0.3830	38.63	1.402	29.39	537.55	21.96	1840	106,517	0.47	3.796
3/11/20 17:29	1.20	75.9	0.137	0.3697	38.63	1.402	29.39	535.86	21.17	1773	102,985	0.45	3.804
3/11/20 17:30	1.20	75.6	0.143	0.3783	38.63	1.402	29.39	535.64	21.65	1814	105,389	0.47	3.812
3/11/20 17:31	1.20	76.1	0.136	0.3692	38.63	1.402	29.39	536.08	21.14	1771	102,813	0.45	3.819
3/11/20 17:32	1.20	76.2	0.148	0.3852	38.63	1.402	29.39	536.20	22.06	1848	107,267	0.47	3.827
3/11/20 17:33	1.20	75.7	0.143	0.3784	38.63	1.402	29.39	535.74	21.66	1815	105,417	0.47	3.835
3/11/20 17:34	1.20	75.5	0.142	0.3762	38.63	1.402	29.39	535.51	21.53	1804	104,812	0.46	3.843
3/11/20 17:35	1.20	76.4	0.138	0.3720	38.63	1.402	29.39	536.43	21.31	1785	103,568	0.46	3.850
3/11/20 17:36	1.20	77.2	0.144	0.3799	38.63	1.402	29.39	537.16	21.78	1824	105,681	0.47	3.858
3/11/20 17:37	1.20	76.1	0.143	0.3778	38.63	1.402	29.39	536.10	21.63	1812	105,197	0.46	3.866
3/11/20 17:38	1.20	75.2	0.131	0.3621	38.63	1.402	29.39	535.21	20.72	1736	100,914	0.45	3.873
3/11/20 17:39	1.20	76.0	0.141	0.3752	38.63	1.402	29.39	536.05	21.49	1800	104,500	0.46	3.881
3/11/20 17:40	1.20	75.8	0.142	0.3772	38.63	1.402	29.39	535.77	21.60	1809	105,081	0.46	3.889
3/11/20 17:41	1.20	75.3	0.144	0.3797	38.63	1.402	29.39	535.29	21.73	1821	105,828	0.47	3.897
3/11/20 17:42	1.20	74.2	0.140	0.3742	38.63	1.402	29.39	534.24	21.39	1792	104,378	0.46	3.904
3/11/20 17:43	1.20	75.0	0.141	0.3751	38.63	1.402	29.39	534.98	21.46	1798	104,566	0.46	3.912
3/11/20 17:44	1.20	75.7	0.143	0.3780	38.63	1.402	29.39	535.68	21.64	1813	105,312	0.47	3.920
3/11/20 17:45	1.20	75.1	0.135	0.3674	38.63	1.402	29.39	535.06	21.02	1761	102,419	0.45	3.927
3/11/20 17:46	1.20	74.8	0.136	0.3684	38.63	1.402	29.39	534.77	21.07	1765	102,712	0.45	3.935
3/11/20 17:47	1.20	74.6	0.141	0.3760	38.63	1.402	29.39	534.60	21.50	1802	104,864	0.46	3.943
3/11/20 17:48	1.20	75.1	0.143	0.3778	38.63	1.402	29.39	535.07	21.61	1811	105,299	0.47	3.950
3/11/20 17:49	1.20	74.8	0.140	0.3743	38.63	1.402	29.39	534.82	21.41	1794	104,359	0.46	3.958
3/11/20 17:50	1.20	74.1	0.143	0.3787	38.63	1.402	29.39	534.07	21.65	1813	105,655	0.47	3.966
3/11/20 17:51	1.20	74.6	0.141	0.3756	38.63	1.402	29.39	534.64	21.48	1800	104,748	0.46	3.973
3/11/20 17:52	1.20	75.2	0.145	0.3801	38.63	1.402	29.39	535.25	21.75	1822	105,943	0.47	3.981
3/11/20 17:53	1.20	75.8	0.136	0.3684	38.63	1.402	29.39	535.76	21.09	1767	102,617	0.45	3.989
3/11/20 17:54	1.20	74.5	0.130	0.3607	38.63	1.402	29.39	534.53	20.63	1728	100,593	0.44	3.996
3/11/20 17:55	1.20	74.7	0.140	0.3740	38.63	1.402	29.39	534.66	21.39	1792	104,300	0.46	4.004
3/11/20 17:56	1.20	75.1	0.152	0.3894	38.63	1.402	29.39	535.15	22.28	1866	108,524	0.48	4.012
3/11/20 17:57	1.20	75.1	0.136	0.3684	38.63	1.402	29.39	535.09	21.08	1766	102,681	0.45	4.019
3/11/20 17:58	1.20	74.8	0.142	0.3768	38.63	1.402	29.39	534.85	21.55	1806	105,062	0.46	4.027
3/11/20 17:59	1.20	74.5	0.145	0.3807	38.63	1.402	29.39	534.51	21.77	1824	106,162	0.47	4.035
3/11/20 18:00	1.20	74.7	0.136	0.3692	38.63	1.402	29.39	534.74	21.12	1769	102,942	0.45	4.043
3/11/20 18:01	1.20	74.7	0.147	0.3831	38.63	1.402	29.39	534.70	21.91	1836	106,837	0.47	4.050
3/11/20 18:02	1.20	74.3	0.138	0.3715	38.63	1.402	29.39	534.30	21.24	1779	103,624	0.46	4.058
3/11/20 18:03	1.20	74.2	0.138	0.3719	38.63	1.402	29.39	534.22	21.26	1781	103,744	0.46	4.066
3/11/20 18:04	1.20	75.5	0.140	0.3747	38.63	1.402	29.39	535.55	21.45	1797	104,400	0.46	4.073
3/11/20 18:05	1.20	76.2	0.136	0.3684	174.95	1.382	29.39	536.21	21.10	1767	102,570	2.05	4.108
3/11/20 18:06	1.20	75.6	0.142	0.3774	188.05	1.389	29.39	535.63	21.60	1810	105,130	2.26	4.145
3/11/20 18:07	1.20	75.6	0.145	0.3811	176.80	1.391	29.39	535.57	21.81	1827	106,165	2.15	4.181
3/11/20 18:08	1.20	76.1	0.142	0.3771	167.42	1.394	29.39	536.07	21.59	1809	105,014	2.01	4.215
3/11/20 18:09	1.20	76.4	0.139	0.3723	160.27	1.391	29.39	536.36	21.33	1787	103,647	1.90	4.246
3/11/20 18:10	1.20	75.9	0.142	0.3771	154.77	1.392	29.39	535.92	21.59	1809	105,029	1.86	4.277

Emission Calculations

Client: Medline
Location: Waukegan, IL
Source: Inlet #2
Date: 3/11/2020

As: 1.3963 sqft
Cp: 0.84
Barometric: 29.3 in Hg
O2: 20.9 % vol
CO2: 0.0 % vol

Clock Time	Static (in H2O)	TC (Deg F)	Raw DP (in H2O)	SQRT DP (in H2O)	EO (ppm v)	Water (% vol)	Ps (in Hg)	Ts (deg R)	Vs (fps)	Qact (acfm)	Qstd (scfh)	EO Em (lb/hr)	EO Total (lbs)
3/11/20 18:11	1.20	75.4	0.133	0.3646	175.32	1.386	29.39	535.35	20.86	1748	101,588	2.04	4.311
3/11/20 18:12	1.20	75.6	0.134	0.3661	138.87	1.394	29.39	535.61	20.95	1755	101,985	1.62	4.338
3/11/20 18:13	1.20	75.7	0.134	0.3655	92.04	1.394	29.39	535.71	20.92	1753	101,823	1.07	4.356
3/11/20 18:14	1.20	75.2	0.141	0.3758	79.87	1.397	29.39	535.20	21.50	1801	104,729	0.96	4.372
3/11/20 18:15	1.20	74.7	0.145	0.3803	73.45	1.400	29.39	534.70	21.75	1822	106,033	0.89	4.387
3/11/20 18:16	1.20	75.4	0.138	0.3712	72.20	1.401	29.39	535.38	21.24	1780	103,445	0.85	4.401
3/11/20 18:17	1.20	76.3	0.142	0.3768	64.25	1.396	29.39	536.25	21.58	1808	104,923	0.77	4.414
3/11/20 18:18	1.20	75.4	0.143	0.3778	61.34	1.395	29.39	535.40	21.62	1811	105,264	0.74	4.426
3/11/20 18:19	1.20	74.7	0.144	0.3799	62.42	1.399	29.39	534.74	21.73	1820	105,919	0.76	4.439
3/11/20 18:20	1.20	75.7	0.145	0.3813	61.13	1.399	29.39	535.75	21.83	1829	106,222	0.74	4.451
3/11/20 18:21	1.20	75.8	0.143	0.3782	56.54	1.398	29.39	535.77	21.65	1814	105,339	0.68	4.462
3/11/20 18:22	1.20	75.5	0.142	0.3766	59.55	1.402	29.39	535.53	21.55	1806	104,921	0.71	4.474
3/11/20 18:23	1.20	75.2	0.140	0.3746	55.27	1.411	29.39	535.25	21.43	1796	104,393	0.66	4.485
3/11/20 18:24	1.20	75.9	0.133	0.3648	52.05	1.402	29.39	535.88	20.89	1750	101,618	0.60	4.495
3/11/20 18:25	1.20	75.7	0.136	0.3684	49.43	1.407	29.39	535.73	21.09	1767	102,621	0.58	4.505
3/11/20 18:26	1.20	75.4	0.139	0.3732	44.40	1.409	29.39	535.40	21.36	1790	104,006	0.53	4.514
3/11/20 18:27	1.20	74.9	0.139	0.3734	41.00	1.405	29.39	534.87	21.36	1789	104,094	0.49	4.522
3/11/20 18:28	1.20	74.7	0.145	0.3801	37.24	1.400	29.39	534.68	21.74	1821	105,999	0.45	4.530
3/11/20 18:29	1.20	75.8	0.148	0.3851	37.79	1.405	29.39	535.78	22.05	1847	107,274	0.46	4.537
	1.20	**76.3**		**0.3719**	**38.63**	**1.422**	**29.39**	**536.27**	**21.30**	**1,785**	**103,560**	**0.457**	**4.537**

Emission Calculations

Client: Medline
Location: Waukegan, IL
Source: Inlet #2
Date: 3/12/2020

As: 1.3963 sqft
Cp: 0.84
Barometric: 29.09 in Hg
O2: 20.9 % vol
CO2: 0.0 % vol

Clock Time	Static (in H2O)	TC (Deg F)	Raw DP (in H2O)	SQRT DP (in H2O)	EO (ppm v)	Water (% vol)	Ps (in Hg)	Ts (deg R)	Vs (fps)	Qact (acfm)	Qstd (scfh)	EO Em (lb/hr)	EO Total (lbs)
3/12/20 8:10	1.25	71.4	0.140	0.3746	1.92	1.110	29.18	531.44	21.42	1795	104,339	0.02	0.000
3/12/20 8:11	1.25	71.1	0.130	0.3610	2.09	1.109	29.18	531.12	20.64	1729	100,582	0.02	0.001
3/12/20 8:12	1.25	71.8	0.134	0.3666	2.25	1.109	29.18	531.85	20.97	1757	102,082	0.03	0.001
3/12/20 8:13	1.25	72.1	0.134	0.3657	2.30	1.122	29.18	532.13	20.92	1753	101,792	0.03	0.002
3/12/20 8:14	1.25	71.0	0.132	0.3633	2.73	1.124	29.18	530.96	20.77	1740	101,254	0.03	0.002
3/12/20 8:15	1.25	71.3	0.135	0.3674	2.53	1.113	29.18	531.32	21.01	1760	102,361	0.03	0.003
3/12/20 8:16	1.25	71.2	0.138	0.3715	2.23	1.122	29.18	531.15	21.24	1779	103,510	0.03	0.003
3/12/20 8:17	1.25	70.1	0.134	0.3654	2.54	1.125	29.18	530.13	20.87	1748	101,908	0.03	0.004
3/12/20 8:18	1.25	69.8	0.140	0.3744	2.01	1.113	29.18	529.82	21.38	1791	104,462	0.02	0.004
3/12/20 8:19	1.25	70.7	0.136	0.3682	1.49	1.112	29.18	530.66	21.04	1763	102,653	0.02	0.004
3/12/20 8:20	1.25	70.7	0.142	0.3774	1.81	1.120	29.18	530.73	21.57	1807	105,190	0.02	0.005
3/12/20 8:21	1.25	70.4	0.134	0.3662	1.96	1.129	29.18	530.36	20.92	1753	102,116	0.02	0.005
3/12/20 8:22	1.25	69.4	0.141	0.3754	1.63	1.115	29.18	529.39	21.43	1795	104,765	0.02	0.005
3/12/20 8:23	1.25	70.0	0.139	0.3723	1.89	1.122	29.18	529.98	21.26	1781	103,850	0.02	0.006
3/12/20 8:24	1.25	70.3	0.140	0.3735	1.96	1.130	29.18	530.34	21.34	1788	104,153	0.02	0.006
3/12/20 8:25	1.25	70.2	0.133	0.3652	1.44	1.120	29.18	530.20	20.86	1748	101,862	0.02	0.006
3/12/20 8:26	1.25	69.6	0.136	0.3684	1.62	1.120	29.18	529.59	21.03	1762	102,795	0.02	0.007
3/12/20 8:27	1.25	70.1	0.137	0.3701	1.45	1.113	29.18	530.07	21.14	1771	103,238	0.02	0.007
3/12/20 8:28	1.25	69.9	0.135	0.3667	1.65	1.117	29.18	529.94	20.94	1755	102,305	0.02	0.007
3/12/20 8:29	1.25	70.4	0.134	0.3662	1.42	1.126	29.18	530.43	20.92	1753	102,107	0.02	0.008
3/12/20 8:30	1.25	69.7	0.133	0.3643	1.60	1.117	29.18	529.67	20.80	1742	101,645	0.02	0.008
3/12/20 8:31	1.25	70.1	0.129	0.3589	1.60	1.117	29.18	530.13	20.50	1717	100,096	0.02	0.008
3/12/20 8:32	1.25	70.4	0.130	0.3601	1.95	1.129	29.18	530.43	20.58	1724	100,420	0.02	0.009
3/12/20 8:33	1.25	70.5	0.135	0.3672	2.06	1.136	29.18	530.51	20.98	1758	102,368	0.02	0.009
3/12/20 8:34	1.25	69.8	0.142	0.3764	0.33	1.153	29.18	529.79	21.50	1801	105,030	0.00	0.009
3/12/20 8:35	1.25	70.3	0.141	0.3750	0.41	1.141	29.18	530.33	21.42	1795	104,566	0.00	0.009
3/12/20 8:36	1.25	70.6	0.135	0.3672	0.39	1.141	29.18	530.56	20.98	1758	102,364	0.00	0.009
3/12/20 8:37	1.25	70.3	0.139	0.3724	0.62	1.142	29.18	530.34	21.28	1783	103,856	0.01	0.009
3/12/20 8:38	1.25	68.9	0.141	0.3750	0.56	1.158	29.18	528.86	21.39	1792	104,715	0.01	0.009
3/12/20 8:39	1.25	69.5	0.135	0.3672	0.33	1.137	29.18	529.54	20.96	1756	102,462	0.00	0.010
3/12/20 8:40	1.25	70.8	0.138	0.3712	0.19	1.142	29.18	530.81	21.22	1778	103,473	0.00	0.010
3/12/20 8:41	1.25	70.4	0.138	0.3720	0.02	1.138	29.18	530.43	21.26	1781	103,734	0.00	0.010
3/12/20 8:42	1.25	70.3	0.135	0.3677	0.28	1.150	29.18	530.32	21.01	1760	102,541	0.00	0.010
3/12/20 8:43	1.25	71.0	0.129	0.3592	0.88	1.148	29.18	531.02	20.53	1720	100,096	0.01	0.010
3/12/20 8:44	1.25	70.7	0.135	0.3676	9.77	5.207	29.18	530.73	21.17	1774	103,257	0.12	0.012
3/12/20 8:45	1.25	70.4	0.132	0.3635	13.17	3.270	29.18	530.40	20.85	1747	101,759	0.15	0.014
3/12/20 8:46	1.25	71.3	0.134	0.3666	8.92	1.867	29.18	531.30	20.99	1759	102,281	0.10	0.016
3/12/20 8:47	1.25	71.7	0.132	0.3636	8.78	1.603	29.18	531.71	20.82	1744	101,351	0.10	0.018
3/12/20 8:48	1.25	71.0	0.136	0.3681	8.00	1.562	29.18	531.00	21.06	1764	102,669	0.09	0.019
3/12/20 8:49	1.25	71.6	0.138	0.3709	8.00	1.562	29.18	531.61	21.24	1779	103,402	0.09	0.021
3/12/20 8:50	1.25	72.0	0.135	0.3672	6.30	1.426	29.18	532.04	21.02	1761	102,277	0.07	0.022
3/12/20 8:51	1.25	71.4	0.143	0.3778	5.95	1.377	29.18	531.38	21.61	1811	105,287	0.07	0.023
3/12/20 8:52	1.25	71.0	0.141	0.3748	5.36	1.367	29.18	531.03	21.44	1796	104,504	0.06	0.024
3/12/20 8:53	1.25	71.7	0.145	0.3804	5.21	1.361	29.18	531.70	21.77	1824	105,987	0.06	0.025
3/12/20 8:54	1.25	71.1	0.138	0.3708	5.03	1.357	29.18	531.07	21.21	1777	103,377	0.06	0.026
3/12/20 8:55	1.25	70.7	0.132	0.3639	4.91	1.363	29.18	530.67	20.80	1743	101,481	0.06	0.027
3/12/20 8:56	1.25	70.7	0.134	0.3662	5.34	1.354	29.18	530.67	20.94	1754	102,128	0.06	0.028

Emission Calculations

Client: Medline
Location: Waukegan, IL
Source: Inlet #2
Date: 3/12/2020

As: 1.3963 sqft
Cp: 0.84
Barometric: 29.09 in Hg
O2: 20.9 % vol
CO2: 0.0 % vol

Clock Time	Static (in H2O)	TC (Deg F)	Raw DP (in H2O)	SQRT DP (in H2O)	EO (ppm v)	Water (% vol)	Ps (in Hg)	Ts (deg R)	Vs (fps)	Qact (acfm)	Qstd (scfh)	EO Em (lb/hr)	EO Total (lbs)
3/12/20 8:57	1.25	71.2	0.136	0.3693	4.71	1.361	29.18	531.21	21.13	1770	102,950	0.06	0.029
3/12/20 8:58	1.25	71.2	0.135	0.3676	4.91	1.341	29.18	531.18	21.02	1761	102,457	0.06	0.030
3/12/20 8:59	1.25	71.1	0.132	0.3630	4.62	1.347	29.18	531.13	20.76	1740	101,204	0.05	0.031
3/12/20 9:00	1.25	71.1	0.129	0.3587	4.59	1.347	29.18	531.09	20.52	1719	100,011	0.05	0.032
3/12/20 9:01	1.25	71.6	0.133	0.3648	4.60	1.353	29.18	531.57	20.88	1749	101,661	0.05	0.033
3/12/20 9:02	1.25	70.8	0.139	0.3722	4.24	1.341	29.18	530.83	21.28	1783	103,772	0.05	0.034
3/12/20 9:03	1.25	71.4	0.141	0.3748	3.99	1.342	29.18	531.39	21.44	1797	104,464	0.05	0.035
3/12/20 9:04	1.25	71.6	0.133	0.3640	1.08	1.349	29.18	531.58	20.83	1745	101,429	0.01	0.035
3/12/20 9:05	1.25	70.5	0.140	0.3739	1.07	1.346	29.18	530.54	21.37	1791	104,288	0.01	0.035
3/12/20 9:06	1.25	71.0	0.135	0.3674	1.43	1.345	29.18	531.02	21.01	1760	102,435	0.02	0.035
3/12/20 9:07	1.25	70.8	0.137	0.3700	1.81	1.352	29.18	530.80	21.16	1772	103,177	0.02	0.036
3/12/20 9:08	1.25	70.5	0.134	0.3654	1.62	1.355	29.18	530.54	20.89	1750	101,912	0.02	0.036
3/12/20 9:09	1.25	70.3	0.143	0.3780	1.19	1.353	29.18	530.25	21.60	1810	105,468	0.01	0.036
3/12/20 9:10	1.25	70.4	0.136	0.3693	1.38	1.342	29.18	530.44	21.11	1769	103,021	0.02	0.036
3/12/20 9:11	1.25	70.5	0.134	0.3662	1.05	1.351	29.18	530.55	20.93	1754	102,140	0.01	0.037
3/12/20 9:12	1.25	71.2	0.137	0.3696	1.25	1.348	29.18	531.23	21.14	1771	103,020	0.01	0.037
3/12/20 9:13	1.25	71.3	0.142	0.3766	1.22	1.339	29.18	531.26	21.54	1805	104,958	0.01	0.037
3/12/20 9:14	1.25	71.9	0.134	0.3659	1.07	1.352	29.18	531.89	20.94	1755	101,935	0.01	0.037
3/12/20 9:15	1.25	72.6	0.130	0.3604	1.24	1.363	29.18	532.65	20.64	1730	100,332	0.01	0.038
3/12/20 9:16	1.25	72.0	0.139	0.3724	1.28	1.368	29.18	531.99	21.32	1786	103,739	0.02	0.038
3/12/20 9:17	1.25	72.3	0.143	0.3779	1.70	1.378	29.18	532.28	21.64	1813	105,235	0.02	0.038
3/12/20 9:18	1.25	72.5	0.127	0.3561	1.39	1.389	29.18	532.50	20.40	1709	99,146	0.02	0.038
3/12/20 9:19	1.25	71.4	0.136	0.3692	2.10	1.392	29.18	531.36	21.12	1770	102,904	0.02	0.039
3/12/20 9:20	1.25	71.3	0.129	0.3592	1.47	1.398	29.18	531.29	20.55	1721	100,118	0.02	0.039
3/12/20 9:21	1.25	71.6	0.142	0.3763	1.62	1.394	29.18	531.64	21.54	1804	104,858	0.02	0.039
3/12/20 9:22	1.25	71.6	0.141	0.3755	1.49	1.397	29.18	531.61	21.49	1800	104,639	0.02	0.040
3/12/20 9:23	1.25	71.3	0.132	0.3633	1.81	1.403	29.18	531.30	20.79	1741	101,274	0.02	0.040
3/12/20 9:24	1.25	72.0	0.142	0.3762	1.83	1.409	29.18	531.97	21.54	1804	104,791	0.02	0.040
3/12/20 9:25	1.25	71.7	0.142	0.3768	1.67	1.403	29.18	531.67	21.57	1807	105,004	0.02	0.041
3/12/20 9:26	1.25	71.2	0.132	0.3637	1.76	1.409	29.18	531.17	20.81	1743	101,403	0.02	0.041
3/12/20 9:27	1.25	71.7	0.137	0.3703	1.76	1.408	29.18	531.70	21.19	1775	103,175	0.02	0.041
3/12/20 9:28	1.25	71.7	0.135	0.3673	1.71	1.415	29.18	531.66	21.02	1761	102,349	0.02	0.042
3/12/20 9:29	1.25	71.1	0.135	0.3667	1.96	1.420	29.18	531.10	20.98	1758	102,252	0.02	0.042
3/12/20 9:30	1.25	70.3	0.131	0.3612	1.82	1.413	29.18	530.30	20.65	1730	100,794	0.02	0.043
3/12/20 9:31	1.25	72.0	0.138	0.3708	1.71	1.396	29.18	532.01	21.23	1779	103,293	0.02	0.043
3/12/20 9:32	1.25	72.5	0.136	0.3693	1.82	1.399	29.18	532.47	21.15	1772	102,835	0.02	0.043
3/12/20 9:33	1.25	71.7	0.129	0.3596	1.67	1.403	29.18	531.72	20.58	1724	100,194	0.02	0.044
3/12/20 9:34	1.25	71.5	0.135	0.3669	1.76	1.412	29.18	531.50	20.99	1759	102,250	0.02	0.044
3/12/20 9:35	1.25	71.5	0.139	0.3727	1.63	1.407	29.18	531.52	21.33	1787	103,868	0.02	0.044
3/12/20 9:36	1.25	71.1	0.140	0.3735	1.83	1.406	29.18	531.12	21.37	1790	104,130	0.02	0.045
3/12/20 9:37	1.25	71.7	0.137	0.3697	2.16	1.420	29.18	531.66	21.16	1773	103,031	0.03	0.045
3/12/20 9:38	1.25	72.1	0.138	0.3720	1.92	1.415	29.18	532.06	21.30	1784	103,630	0.02	0.045
3/12/20 9:39	1.25	71.9	0.135	0.3667	1.80	1.420	29.18	531.91	20.99	1759	102,174	0.02	0.046
3/12/20 9:40	1.25	70.7	0.130	0.3608	1.52	1.407	29.18	530.68	20.63	1729	100,642	0.02	0.046
3/12/20 9:41	1.25	71.6	0.131	0.3622	1.52	1.409	29.18	531.64	20.73	1737	100,936	0.02	0.046
3/12/20 9:42	1.25	72.1	0.139	0.3734	1.79	1.406	29.18	532.08	21.38	1791	104,000	0.02	0.047
3/12/20 9:43	1.25	71.5	0.133	0.3648	2.06	1.428	29.18	531.53	20.88	1749	101,679	0.02	0.047
3/12/20 9:44	1.25	71.5	0.136	0.3686	2.31	1.432	29.18	531.52	21.10	1767	102,744	0.03	0.048

Emission Calculations

Client: Medline
Location: Waukegan, IL
Source: Inlet #2
Date: 3/12/2020

As: 1.3963 sqft
Cp: 0.84
Barometric: 29.09 in Hg
O2: 20.9 % vol
CO2: 0.0 % vol

Clock Time	Static (in H2O)	TC (Deg F)	Raw DP (in H2O)	SQRT DP (in H2O)	EO (ppm v)	Water (% vol)	Ps (in Hg)	Ts (deg R)	Vs (fps)	Qact (acfm)	Qstd (scfh)	EO Em (lb/hr)	EO Total (lbs)
3/12/20 9:45	1.25	71.5	0.142	0.3772	1.97	1.408	29.18	531.52	21.59	1808	105,131	0.02	0.048
3/12/20 9:46	1.25	71.1	0.130	0.3604	1.50	1.401	29.18	531.12	20.62	1727	100,483	0.02	0.048
3/12/20 9:47	1.25	72.4	0.137	0.3696	1.48	1.395	29.18	532.42	21.17	1773	102,915	0.02	0.048
3/12/20 9:48	1.25	72.3	0.142	0.3763	1.79	1.409	29.18	532.28	21.55	1805	104,797	0.02	0.049
3/12/20 9:49	1.25	72.4	0.138	0.3708	1.82	1.407	29.18	532.36	21.24	1779	103,262	0.02	0.049
3/12/20 9:50	1.25	72.6	0.143	0.3784	1.96	1.411	29.18	532.57	21.68	1816	105,360	0.02	0.050
3/12/20 9:51	1.25	71.8	0.134	0.3662	1.86	1.417	29.18	531.83	20.96	1756	102,030	0.02	0.050
3/12/20 9:52	1.25	71.9	0.139	0.3726	1.90	1.416	29.18	531.87	21.33	1787	103,797	0.02	0.050
3/12/20 9:53	1.25	71.6	0.131	0.3622	1.79	1.421	29.18	531.59	20.73	1737	100,943	0.02	0.051
3/12/20 9:54	1.25	71.2	0.136	0.3684	1.88	1.409	29.18	531.15	21.07	1765	102,700	0.02	0.051
3/12/20 9:55	1.25	72.2	0.133	0.3651	1.68	1.401	29.18	532.17	20.91	1751	101,689	0.02	0.051
3/12/20 9:56	1.25	71.7	0.135	0.3674	1.92	1.408	29.18	531.72	21.03	1762	102,380	0.02	0.052
3/12/20 9:57	1.25	71.6	0.141	0.3751	1.99	1.414	29.18	531.64	21.47	1799	104,528	0.02	0.052
3/12/20 9:58	1.25	72.1	0.139	0.3722	1.86	1.416	29.18	532.08	21.31	1785	103,665	0.02	0.053
3/12/20 9:59	1.25	71.6	0.129	0.3585	1.90	1.422	29.18	531.59	20.52	1719	99,900	0.02	0.053
3/12/20 10:00	1.25	72.4	0.138	0.3716	2.04	1.436	29.18	532.42	21.28	1783	103,486	0.02	0.053
3/12/20 10:01	1.25	73.4	0.140	0.3742	2.04	1.436	29.18	533.37	21.45	1797	104,103	0.02	0.054
3/12/20 10:02	1.25	72.8	0.126	0.3544	2.33	1.438	29.18	532.80	20.31	1701	98,656	0.03	0.054
3/12/20 10:03	1.25	73.5	0.135	0.3673	2.49	1.458	29.18	533.50	21.06	1764	102,180	0.03	0.055
3/12/20 10:04	1.25	72.7	0.131	0.3624	2.45	1.463	29.18	532.74	20.76	1739	100,881	0.03	0.055
3/12/20 10:05	1.25	74.0	0.141	0.3755	2.49	1.476	29.18	533.99	21.54	1805	104,421	0.03	0.056
3/12/20 10:06	1.25	74.9	0.135	0.3678	2.25	1.459	29.18	534.93	21.12	1769	102,195	0.03	0.056
3/12/20 10:07	1.25	74.5	0.131	0.3617	2.56	1.476	29.18	534.48	20.76	1739	100,528	0.03	0.056
3/12/20 10:08	1.25	74.1	0.128	0.3574	2.50	1.481	29.18	534.13	20.50	1718	99,362	0.03	0.057
3/12/20 10:09	1.25	74.8	0.130	0.3606	3.10	1.496	29.18	534.76	20.70	1734	100,197	0.04	0.058
3/12/20 10:10	1.25	75.2	0.143	0.3780	2.51	1.513	29.18	535.22	21.71	1819	105,009	0.03	0.058
3/12/20 10:11	1.25	74.4	0.141	0.3755	2.53	1.510	29.18	534.37	21.55	1805	104,390	0.03	0.059
3/12/20 10:12	1.25	73.6	0.122	0.3494	2.48	1.510	29.18	533.59	20.04	1679	97,213	0.03	0.059
3/12/20 10:13	1.25	74.3	0.141	0.3751	2.51	1.511	29.18	534.30	21.53	1803	104,287	0.03	0.060
3/12/20 10:14	1.25	74.9	0.143	0.3784	2.71	1.515	29.18	534.89	21.73	1820	105,152	0.03	0.060
3/12/20 10:15	1.25	74.7	0.136	0.3685	2.99	1.502	29.18	534.69	21.15	1772	102,415	0.04	0.061
3/12/20 10:16	1.25	74.8	0.129	0.3589	2.83	1.503	29.18	534.79	20.60	1726	99,732	0.03	0.061
3/12/20 10:17	1.25	74.9	0.137	0.3697	2.46	1.523	29.18	534.91	21.23	1779	102,737	0.03	0.062
3/12/20 10:18	1.25	75.3	0.140	0.3744	2.07	1.535	29.18	535.25	21.51	1802	104,013	0.02	0.062
3/12/20 10:19	1.25	74.5	0.135	0.3672	2.31	1.531	29.18	534.50	21.07	1766	102,061	0.03	0.063
3/12/20 10:20	1.25	75.1	0.136	0.3684	2.71	1.523	29.18	535.12	21.16	1772	102,341	0.03	0.063
3/12/20 10:21	1.25	76.1	0.135	0.3680	2.74	1.514	29.18	536.09	21.15	1772	102,133	0.03	0.064
3/12/20 10:22	1.25	75.8	0.138	0.3711	2.48	1.536	29.18	535.83	21.33	1787	103,026	0.03	0.064
3/12/20 10:23	1.25	75.5	0.122	0.3499	2.21	1.531	29.18	535.49	20.10	1684	97,164	0.02	0.064
3/12/20 10:24	1.25	75.3	0.123	0.3507	2.42	1.516	29.18	535.26	20.14	1688	97,420	0.03	0.065
3/12/20 10:25	1.25	75.5	0.141	0.3754	2.39	1.534	29.18	535.48	21.57	1807	104,250	0.03	0.065
3/12/20 10:26	1.25	75.7	0.131	0.3615	2.55	1.527	29.18	535.66	20.77	1740	100,388	0.03	0.066
3/12/20 10:27	1.25	75.5	0.133	0.3640	2.66	1.529	29.18	535.53	20.91	1752	101,089	0.03	0.066
3/12/20 10:28	1.25	73.8	0.132	0.3633	2.57	1.552	29.18	533.85	20.84	1746	101,062	0.03	0.067
3/12/20 10:29	1.25	75.1	0.132	0.3637	2.89	1.566	29.18	535.05	20.89	1750	101,065	0.03	0.067
3/12/20 10:30	1.25	75.8	0.127	0.3562	2.59	1.558	29.18	535.79	20.47	1715	98,911	0.03	0.068
3/12/20 10:31	1.25	76.0	0.134	0.3659	2.80	1.556	29.18	536.01	21.03	1762	101,582	0.03	0.068
3/12/20 10:32	1.25	76.1	0.138	0.3709	3.21	1.575	29.18	536.11	21.33	1787	102,969	0.04	0.069

Emission Calculations

Client: Medline
Location: Waukegan, IL
Source: Inlet #2
Date: 3/12/2020

As: 1.3963 sqft
Cp: 0.84
Barometric: 29.09 in Hg
O2: 20.9 % vol
CO2: 0.0 % vol

Clock Time	Static (in H2O)	TC (Deg F)	Raw DP (in H2O)	SQRT DP (in H2O)	EO (ppm v)	Water (% vol)	Ps (in Hg)	Ts (deg R)	Vs (fps)	Qact (acfm)	Qstd (scfh)	EO Em (lb/hr)	EO Total (lbs)
3/12/20 10:33	1.25	76.9	0.128	0.3583	3.17	1.595	29.18	536.88	20.62	1727	99,400	0.04	0.070
3/12/20 10:34	1.25	77.9	0.132	0.3633	4.10	1.576	29.18	537.95	20.92	1753	100,680	0.05	0.071
3/12/20 10:35	1.25	77.7	0.135	0.3673	2.57	1.617	29.18	537.71	21.15	1772	101,810	0.03	0.071
3/12/20 10:36	1.25	78.0	0.132	0.3628	4.27	1.613	29.18	538.02	20.89	1750	100,527	0.05	0.072
3/12/20 10:37	1.25	79.5	0.136	0.3685	4.66	1.610	29.18	539.55	21.25	1781	101,974	0.05	0.073
3/12/20 10:38	1.25	79.3	0.121	0.3477	3.90	1.629	29.18	539.26	20.05	1680	96,246	0.04	0.073
3/12/20 10:39	1.25	79.9	0.143	0.3778	3.55	1.658	29.18	539.92	21.80	1826	104,506	0.04	0.074
3/12/20 10:40	1.25	80.6	0.132	0.3628	4.02	1.664	29.18	540.56	20.95	1755	100,301	0.05	0.075
3/12/20 10:41	1.25	79.9	0.129	0.3586	4.11	1.679	29.18	539.95	20.69	1734	99,210	0.05	0.076
3/12/20 10:42	1.25	78.7	0.135	0.3673	4.61	1.673	29.18	538.69	21.17	1774	101,729	0.05	0.077
3/12/20 10:43	1.25	78.9	0.130	0.3599	4.42	1.675	29.18	538.87	20.75	1738	99,655	0.05	0.077
3/12/20 10:44	1.25	78.2	0.134	0.3654	3.74	1.641	29.18	538.20	21.05	1763	101,240	0.04	0.078
3/12/20 10:45	1.25	77.5	0.129	0.3593	3.68	1.624	29.18	537.48	20.68	1733	99,621	0.04	0.079
3/12/20 10:46	1.25	77.5	0.134	0.3655	3.91	1.622	29.18	537.54	21.04	1763	101,335	0.05	0.080
3/12/20 10:47	1.25	77.8	0.135	0.3672	4.12	1.620	29.18	537.76	21.14	1771	101,769	0.05	0.080
3/12/20 10:48	1.25	77.8	0.126	0.3552	4.33	1.612	29.18	537.84	20.46	1714	98,460	0.05	0.081
3/12/20 10:49	1.25	78.1	0.130	0.3608	4.04	1.609	29.18	538.15	20.78	1741	99,979	0.05	0.082
3/12/20 10:50	1.25	78.7	0.139	0.3722	3.52	1.602	29.18	538.71	21.45	1797	103,062	0.04	0.083
3/12/20 10:51	1.25	77.9	0.137	0.3696	3.68	1.602	29.18	537.92	21.28	1783	102,427	0.04	0.083
3/12/20 10:52	1.25	76.5	0.128	0.3576	4.02	1.607	29.18	536.52	20.57	1723	99,242	0.05	0.084
3/12/20 10:53	1.25	77.9	0.131	0.3614	4.52	1.597	29.18	537.90	20.81	1744	100,154	0.05	0.085
3/12/20 10:54	1.25	80.0	0.131	0.3624	4.22	1.595	29.18	540.01	20.91	1752	100,224	0.05	0.086
3/12/20 10:55	1.25	79.2	0.129	0.3597	3.65	1.606	29.18	539.19	20.74	1738	99,575	0.04	0.087
3/12/20 10:56	1.25	79.6	0.132	0.3629	3.17	1.622	29.18	539.59	20.93	1754	100,421	0.04	0.087
3/12/20 10:57	1.25	79.1	0.135	0.3678	3.37	1.617	29.18	539.11	21.21	1777	101,829	0.04	0.088
3/12/20 10:58	1.25	78.5	0.123	0.3503	3.75	1.624	29.18	538.48	20.18	1691	97,030	0.04	0.088
3/12/20 10:59	1.25	78.6	0.129	0.3586	4.10	1.634	29.18	538.64	20.67	1731	99,323	0.05	0.089
3/12/20 11:00	1.25	79.0	0.131	0.3617	4.28	1.629	29.18	538.97	20.85	1747	100,137	0.05	0.090
3/12/20 11:01	1.25	79.5	0.130	0.3608	3.43	1.631	29.18	539.54	20.81	1744	99,854	0.04	0.091
3/12/20 11:02	1.25	79.8	0.133	0.3644	3.34	1.628	29.18	539.82	21.02	1761	100,820	0.04	0.091
3/12/20 11:03	1.25	80.0	0.132	0.3628	3.40	1.637	29.18	540.03	20.93	1754	100,345	0.04	0.092
3/12/20 11:04	1.25	81.0	0.132	0.3639	3.59	1.644	29.18	541.02	21.02	1761	100,559	0.04	0.093
3/12/20 11:05	1.25	82.2	0.125	0.3534	4.17	1.639	29.18	542.17	20.43	1712	97,565	0.05	0.093
3/12/20 11:06	1.25	81.7	0.134	0.3657	4.21	1.675	29.18	541.75	21.14	1771	100,989	0.05	0.094
3/12/20 11:07	1.25	82.1	0.133	0.3652	3.64	1.693	29.18	542.15	21.12	1769	100,842	0.04	0.095
3/12/20 11:08	1.25	82.6	0.136	0.3681	3.46	1.701	29.18	542.63	21.30	1784	101,590	0.04	0.096
3/12/20 11:09	1.25	82.3	0.137	0.3700	3.39	1.720	29.18	542.29	21.40	1793	102,149	0.04	0.096
3/12/20 11:10	1.25	82.6	0.132	0.3632	3.71	1.714	29.18	542.64	21.01	1760	100,232	0.04	0.097
3/12/20 11:11	1.25	83.1	0.129	0.3589	4.02	1.733	29.18	543.07	20.77	1740	99,012	0.05	0.098
3/12/20 11:12	1.25	83.7	0.127	0.3557	4.02	1.733	29.18	543.71	20.60	1726	98,065	0.05	0.099
3/12/20 11:13	1.25	84.5	0.136	0.3692	4.47	1.741	29.18	544.45	21.40	1792	101,726	0.05	0.099
3/12/20 11:14	1.25	84.5	0.128	0.3572	4.41	1.735	29.18	544.46	20.70	1734	98,424	0.05	0.100
3/12/20 11:15	1.25	80.9	0.135	0.3673	4.09	1.720	29.18	540.93	21.22	1777	101,527	0.05	0.101
3/12/20 11:16	1.25	80.9	0.135	0.3677	3.33	1.700	29.18	540.94	21.24	1779	101,635	0.04	0.102
3/12/20 11:17	1.25	82.1	0.131	0.3617	3.66	1.678	29.18	542.11	20.91	1752	99,855	0.04	0.102
3/12/20 11:18	1.25	82.3	0.128	0.3575	3.66	1.678	29.18	542.28	20.67	1732	98,688	0.04	0.103
3/12/20 11:19	1.25	82.6	0.129	0.3594	3.92	1.687	29.18	542.56	20.79	1742	99,204	0.04	0.104
3/12/20 11:20	1.25	82.1	0.129	0.3593	4.59	1.693	29.18	542.08	20.78	1741	99,210	0.05	0.105

Emission Calculations

Client: Medline
Location: Waukegan, IL
Source: Inlet #2
Date: 3/12/2020

As: 1.3963 sqft
Cp: 0.84
Barometric: 29.09 in Hg
O2: 20.9 % vol
CO2: 0.0 % vol

Clock Time	Static (in H2O)	TC (Deg F)	Raw DP (in H2O)	SQRT DP (in H2O)	EO (ppm v)	Water (% vol)	Ps (in Hg)	Ts (deg R)	Vs (fps)	Qact (acfm)	Qstd (scfh)	EO Em (lb/hr)	EO Total (lbs)
3/12/20 11:21	1.25	81.7	0.128	0.3574	4.82	1.695	29.18	541.71	20.66	1730	98,705	0.05	0.106
3/12/20 11:22	1.25	82.7	0.130	0.3599	4.50	1.687	29.18	542.68	20.82	1744	99,308	0.05	0.106
3/12/20 11:23	1.25	82.6	0.132	0.3632	4.05	1.681	29.18	542.64	21.01	1760	100,226	0.05	0.107
3/12/20 11:24	1.25	83.1	0.129	0.3589	3.99	1.673	29.18	543.07	20.77	1740	99,001	0.05	0.108
3/12/20 11:25	1.25	83.7	0.127	0.3557	4.02	1.672	29.18	543.71	20.60	1725	98,054	0.05	0.109
3/12/20 11:26	1.25	84.5	0.136	0.3692	4.38	1.692	29.18	544.45	21.39	1792	101,716	0.05	0.110
3/12/20 11:27	1.25	84.5	0.128	0.3572	5.23	1.702	29.18	544.46	20.70	1734	98,418	0.06	0.111
3/12/20 11:28	1.25	83.4	0.135	0.3672	4.87	1.692	29.18	543.42	21.26	1781	101,251	0.06	0.111
3/12/20 11:29	1.25	82.5	0.137	0.3700	3.99	1.703	29.18	542.52	21.40	1793	102,123	0.05	0.112
3/12/20 11:30	1.25	82.7	0.136	0.3691	4.50	1.693	29.18	542.66	21.35	1789	101,847	0.05	0.113
3/12/20 11:31	1.25	83.5	0.136	0.3689	4.45	1.687	29.18	543.46	21.36	1789	101,734	0.05	0.114
3/12/20 11:32	1.25	83.1	0.127	0.3562	4.96	1.706	29.18	543.06	20.62	1727	98,275	0.06	0.115
3/12/20 11:33	1.25	83.8	0.132	0.3635	5.23	1.702	29.18	543.80	21.05	1763	100,199	0.06	0.116
3/12/20 11:34	1.25	84.9	0.131	0.3622	5.89	1.702	29.18	544.86	21.00	1759	99,759	0.07	0.117
3/12/20 11:35	1.25	85.4	0.134	0.3666	5.62	1.699	29.18	545.37	21.26	1781	100,921	0.06	0.118
3/12/20 11:36	1.25	83.9	0.128	0.3572	5.44	1.695	29.18	543.87	20.69	1733	98,470	0.06	0.119
3/12/20 11:37	1.25	84.1	0.137	0.3695	4.91	1.684	29.18	544.10	21.40	1793	101,822	0.06	0.120
3/12/20 11:38	1.25	84.0	0.139	0.3728	5.03	1.671	29.18	543.96	21.59	1809	102,761	0.06	0.121
3/12/20 11:39	1.25	84.6	0.136	0.3692	5.20	1.657	29.18	544.59	21.39	1792	101,697	0.06	0.122
3/12/20 11:40	1.25	85.7	0.129	0.3590	5.61	1.663	29.18	545.65	20.83	1745	98,802	0.06	0.123
3/12/20 11:41	1.25	85.2	0.139	0.3727	5.83	1.671	29.18	545.19	21.61	1810	102,609	0.07	0.124
3/12/20 11:42	1.25	85.6	0.135	0.3676	5.98	1.677	29.18	545.58	21.32	1786	101,160	0.07	0.125
3/12/20 11:43	1.25	86.0	0.122	0.3499	6.44	1.668	29.18	545.95	20.30	1701	96,253	0.07	0.127
3/12/20 11:44	1.25	84.3	0.135	0.3678	6.56	1.674	29.18	544.34	21.31	1785	101,349	0.08	0.128
3/12/20 11:45	1.25	83.1	0.133	0.3640	6.28	1.682	29.18	543.12	21.07	1765	100,410	0.07	0.129
3/12/20 11:46	1.25	82.9	0.135	0.3673	6.17	1.670	29.18	542.94	21.25	1781	101,329	0.07	0.130
3/12/20 11:47	1.25	82.9	0.134	0.3666	6.03	1.660	29.18	542.90	21.21	1777	101,143	0.07	0.131
3/12/20 11:48	1.25	81.8	0.132	0.3626	6.32	1.662	29.18	541.82	20.96	1756	100,146	0.07	0.133
3/12/20 11:49	1.25	82.1	0.136	0.3691	5.98	1.636	29.18	542.07	21.34	1788	101,891	0.07	0.134
3/12/20 11:50	1.25	82.3	0.138	0.3719	5.81	1.638	29.18	542.27	21.50	1802	102,655	0.07	0.135
3/12/20 11:51	1.25	83.9	0.130	0.3608	6.15	1.637	29.18	543.92	20.90	1751	99,453	0.07	0.136
3/12/20 11:52	1.25	85.9	0.131	0.3621	6.73	1.653	29.18	545.91	21.01	1760	99,617	0.08	0.137
3/12/20 11:53	1.25	86.5	0.136	0.3692	7.03	1.660	29.18	546.47	21.43	1796	101,522	0.08	0.139
3/12/20 11:54	1.25	86.4	0.129	0.3592	7.31	1.676	29.18	546.44	20.85	1747	98,772	0.08	0.140
3/12/20 11:55	1.25	88.2	0.134	0.3661	7.38	1.673	29.18	548.19	21.28	1783	100,506	0.08	0.142
3/12/20 11:56	1.25	88.8	0.144	0.3788	7.37	1.703	29.18	548.81	22.04	1846	103,955	0.09	0.143
3/12/20 11:57	1.25	88.5	0.146	0.3825	7.36	1.697	29.18	548.45	22.25	1864	104,998	0.09	0.144
3/12/20 11:58	1.25	88.1	0.133	0.3640	7.28	1.682	29.18	548.10	21.16	1773	99,952	0.08	0.146
3/12/20 11:59	1.25	88.3	0.118	0.3441	7.14	1.654	29.18	548.27	20.01	1676	94,465	0.08	0.147
3/12/20 12:00	1.25	87.9	0.136	0.3691	6.95	1.619	29.18	547.85	21.45	1797	101,349	0.08	0.148
3/12/20 12:01	1.25	86.7	0.129	0.3597	6.86	1.589	29.18	546.74	20.88	1750	98,882	0.08	0.150
3/12/20 12:02	1.25	86.0	0.133	0.3641	6.88	1.579	29.18	546.03	21.13	1770	100,160	0.08	0.151
3/12/20 12:03	1.25	86.3	0.133	0.3641	5.55	1.609	29.18	546.27	21.13	1770	100,144	0.06	0.152
3/12/20 12:04	1.25	87.4	0.136	0.3692	7.52	1.571	29.18	547.40	21.45	1797	101,419	0.09	0.154
3/12/20 12:05	1.25	89.3	0.134	0.3657	7.78	1.585	29.18	549.34	21.28	1783	100,272	0.09	0.155
3/12/20 12:06	1.25	87.3	0.136	0.3681	8.24	1.587	29.18	547.34	21.38	1791	101,130	0.10	0.157
3/12/20 12:07	1.25	84.9	0.136	0.3681	8.45	1.561	29.18	544.87	21.33	1787	101,353	0.10	0.158
3/12/20 12:08	1.25	84.2	0.133	0.3652	6.91	1.549	29.18	544.24	21.15	1772	100,621	0.08	0.160

Emission Calculations

Client: Medline
Location: Waukegan, IL
Source: Inlet #2
Date: 3/12/2020

As: 1.3963 sqft
Cp: 0.84
Barometric: 29.09 in Hg
O2: 20.9 % vol
CO2: 0.0 % vol

Clock Time	Static (in H2O)	TC (Deg F)	Raw DP (in H2O)	SQRT DP (in H2O)	EO (ppm v)	Water (% vol)	Ps (in Hg)	Ts (deg R)	Vs (fps)	Qact (acfm)	Qstd (scfh)	EO Em (lb/hr)	EO Total (lbs)
3/12/20 12:09	1.25	83.6	0.127	0.3565	6.41	1.530	29.18	543.59	20.64	1729	98,271	0.07	0.161
3/12/20 12:10	1.25	82.3	0.126	0.3555	6.56	1.526	29.18	542.27	20.55	1722	98,119	0.07	0.162
3/12/20 12:11	1.25	83.5	0.127	0.3562	6.28	1.528	29.18	543.49	20.62	1727	98,202	0.07	0.163
3/12/20 12:12	1.25	84.4	0.129	0.3593	6.63	1.554	29.18	544.37	20.81	1744	98,975	0.07	0.164
3/12/20 12:13	1.25	85.8	0.135	0.3678	6.77	1.578	29.18	545.77	21.34	1788	101,198	0.08	0.166
3/12/20 12:14	1.25	86.3	0.129	0.3594	6.86	1.575	29.18	546.34	20.86	1748	98,838	0.08	0.167
3/12/20 12:15	1.25	88.4	0.131	0.3622	6.96	1.573	29.18	548.45	21.06	1765	99,409	0.08	0.168
3/12/20 12:16	1.25	87.9	0.134	0.3661	6.75	1.591	29.18	547.94	21.28	1782	100,514	0.08	0.170
3/12/20 12:17	1.25	84.4	0.133	0.3647	6.91	1.568	29.18	544.42	21.13	1770	100,457	0.08	0.171
3/12/20 12:18	1.25	83.8	0.133	0.3651	6.93	1.516	29.18	543.78	21.14	1771	100,620	0.08	0.172
3/12/20 12:19	1.25	83.2	0.139	0.3723	6.99	1.515	29.18	543.22	21.54	1805	102,653	0.08	0.174
3/12/20 12:20	1.25	82.0	0.130	0.3607	7.26	1.527	29.18	541.96	20.85	1747	99,573	0.08	0.175
3/12/20 12:21	1.25	80.3	0.139	0.3731	7.17	1.517	29.18	540.34	21.53	1804	103,149	0.08	0.176
3/12/20 12:22	1.25	81.4	0.130	0.3601	7.39	1.506	29.18	541.44	20.80	1743	99,464	0.08	0.178
3/12/20 12:23	1.25	81.9	0.136	0.3682	7.51	1.508	29.18	541.88	21.28	1783	101,660	0.09	0.179
3/12/20 12:24	1.25	82.1	0.136	0.3688	7.51	1.508	29.18	542.15	21.32	1786	101,785	0.09	0.181
3/12/20 12:25	1.25	81.9	0.136	0.3681	7.25	1.504	29.18	541.93	21.27	1782	101,617	0.08	0.182
3/12/20 12:26	1.25	82.6	0.124	0.3524	6.76	1.490	29.18	542.57	20.38	1707	97,228	0.08	0.183
3/12/20 12:27	1.25	83.0	0.136	0.3684	6.74	1.499	29.18	542.99	21.31	1785	101,592	0.08	0.185
3/12/20 12:28	1.25	82.8	0.127	0.3559	7.00	1.513	29.18	542.82	20.59	1725	98,183	0.08	0.186
3/12/20 12:29	1.25	84.0	0.128	0.3578	6.59	1.485	29.18	543.99	20.71	1735	98,574	0.07	0.187
3/12/20 12:30	1.25	84.4	0.129	0.3597	6.76	1.489	29.18	544.42	20.84	1746	99,073	0.08	0.189
3/12/20 12:31	1.25	84.5	0.143	0.3784	6.50	1.501	29.18	544.50	21.92	1837	104,217	0.08	0.190
3/12/20 12:32	1.25	83.5	0.133	0.3647	6.57	1.493	29.18	543.45	21.11	1768	100,532	0.08	0.191
3/12/20 12:33	1.25	83.9	0.130	0.3604	6.59	1.487	29.18	543.89	20.87	1748	99,313	0.07	0.192
3/12/20 12:34	1.25	84.1	0.138	0.3720	6.65	1.474	29.18	544.10	21.54	1805	102,488	0.08	0.194
3/12/20 12:35	1.25	84.1	0.131	0.3614	6.67	1.477	29.18	544.15	20.93	1753	99,554	0.08	0.195
3/12/20 12:36	1.25	83.5	0.130	0.3601	6.76	1.477	29.18	543.51	20.84	1746	99,268	0.08	0.196
3/12/20 12:37	1.25	84.7	0.136	0.3692	7.21	1.468	29.18	544.70	21.39	1792	101,650	0.08	0.198
3/12/20 12:38	1.25	86.2	0.141	0.3751	7.62	1.474	29.18	546.17	21.76	1823	103,140	0.09	0.199
3/12/20 12:39	1.25	87.6	0.129	0.3589	7.44	1.481	29.18	547.65	20.85	1747	98,550	0.08	0.201
3/12/20 12:40	1.25	87.2	0.134	0.3654	7.45	1.493	29.18	547.17	21.22	1778	100,378	0.09	0.202
3/12/20 12:41	1.25	88.3	0.133	0.3640	7.75	1.471	29.18	548.32	21.16	1773	99,893	0.09	0.203
3/12/20 12:42	1.25	88.8	0.138	0.3709	8.10	1.461	29.18	548.78	21.57	1807	101,753	0.09	0.205
3/12/20 12:43	1.25	88.7	0.140	0.3739	8.38	1.426	29.18	548.70	21.74	1821	102,563	0.10	0.207
3/12/20 12:44	1.25	86.7	0.130	0.3600	8.45	1.412	29.18	546.67	20.89	1750	98,931	0.10	0.208
3/12/20 12:45	1.25	84.7	0.138	0.3718	8.13	1.402	29.18	544.67	21.53	1804	102,347	0.10	0.210
3/12/20 12:46	1.25	84.9	0.134	0.3659	8.08	1.377	29.18	544.90	21.20	1776	100,716	0.09	0.211
3/12/20 12:47	1.25	85.5	0.133	0.3652	8.06	1.378	29.18	545.48	21.17	1774	100,474	0.09	0.213
3/12/20 12:48	1.25	85.6	0.121	0.3473	8.00	1.394	29.18	545.61	20.13	1687	95,524	0.09	0.214
3/12/20 12:49	1.25	86.8	0.131	0.3615	8.05	1.413	29.18	546.80	20.98	1758	99,338	0.09	0.216
3/12/20 12:50	1.25	88.4	0.121	0.3471	8.15	1.413	29.18	548.37	20.18	1690	95,247	0.09	0.217
3/12/20 12:51	1.25	89.7	0.129	0.3586	8.33	1.419	29.18	549.72	20.87	1748	98,277	0.09	0.219
3/12/20 12:52	1.25	88.6	0.134	0.3661	8.77	1.419	29.18	548.59	21.28	1783	100,421	0.10	0.221
3/12/20 12:53	1.25	87.5	0.129	0.3586	8.86	1.403	29.18	547.49	20.83	1745	98,473	0.10	0.222
3/12/20 12:54	1.25	88.1	0.129	0.3592	8.83	1.392	29.18	548.07	20.87	1748	98,572	0.10	0.224
3/12/20 12:55	1.25	88.4	0.136	0.3684	8.59	1.388	29.18	548.42	21.41	1794	101,066	0.10	0.226
3/12/20 12:56	1.25	87.0	0.141	0.3758	8.88	1.400	29.18	546.96	21.81	1827	103,234	0.10	0.227

Emission Calculations

Client: Medline
Location: Waukegan, IL
Source: Inlet #2
Date: 3/12/2020

As: 1.3963 sqft
Cp: 0.84
Barometric: 29.09 in Hg
O2: 20.9 % vol
CO2: 0.0 % vol

Clock Time	Static (in H2O)	TC (Deg F)	Raw DP (in H2O)	SQRT DP (in H2O)	EO (ppm v)	Water (% vol)	Ps (in Hg)	Ts (deg R)	Vs (fps)	Qact (acfm)	Qstd (scfh)	EO Em (lb/hr)	EO Total (lbs)
3/12/20 12:57	1.25	85.6	0.130	0.3599	8.94	1.380	29.18	545.63	20.86	1748	98,981	0.10	0.229
3/12/20 12:58	1.25	84.7	0.134	0.3659	8.89	1.365	29.18	544.66	21.20	1776	100,735	0.10	0.231
3/12/20 12:59	1.25	84.8	0.135	0.3680	8.89	1.375	29.18	544.79	21.32	1786	101,288	0.10	0.232
3/12/20 13:00	1.25	84.5	0.138	0.3709	8.75	1.381	29.18	544.54	21.48	1800	102,132	0.10	0.234
3/12/20 13:01	1.25	83.8	0.131	0.3625	8.70	1.379	29.18	543.81	20.98	1758	99,871	0.10	0.236
3/12/20 13:02	1.25	82.6	0.134	0.3663	9.07	1.372	29.18	542.62	21.18	1774	101,039	0.10	0.238
3/12/20 13:03	1.25	82.0	0.134	0.3663	8.81	1.376	29.18	542.01	21.17	1773	101,096	0.10	0.239
3/12/20 13:04	1.25	82.2	0.141	0.3755	9.20	1.380	29.18	542.22	21.70	1818	103,607	0.11	0.241
3/12/20 13:05	1.25	81.7	0.135	0.3678	9.27	1.379	29.18	541.74	21.25	1780	101,535	0.11	0.243
3/12/20 13:06	1.25	81.2	0.138	0.3711	8.98	1.380	29.18	541.17	21.43	1795	102,487	0.11	0.245
3/12/20 13:07	1.25	80.9	0.132	0.3635	8.83	1.388	29.18	540.86	20.98	1758	100,411	0.10	0.246
3/12/20 13:08	1.25	81.5	0.132	0.3630	9.05	1.387	29.18	541.48	20.97	1757	100,240	0.10	0.248
3/12/20 13:09	1.25	80.5	0.143	0.3779	8.87	1.402	29.18	540.45	21.81	1827	104,441	0.11	0.250
3/12/20 13:10	1.25	80.7	0.141	0.3751	9.38	1.383	29.18	540.71	21.65	1814	103,641	0.11	0.252
3/12/20 13:11	1.25	81.4	0.134	0.3659	8.96	1.393	29.18	541.40	21.13	1770	101,043	0.10	0.253
3/12/20 13:12	1.25	81.7	0.140	0.3743	8.54	1.401	29.18	541.66	21.62	1811	103,333	0.10	0.255
3/12/20 13:13	1.25	81.5	0.135	0.3677	8.16	1.416	29.18	541.49	21.24	1779	101,529	0.09	0.257
3/12/20 13:14	1.25	81.7	0.133	0.3641	8.08	1.419	29.18	541.72	21.04	1762	100,527	0.09	0.258
3/12/20 13:15	1.25	81.8	0.131	0.3625	8.29	1.422	29.18	541.84	20.94	1755	100,061	0.09	0.260
3/12/20 13:16	1.25	82.2	0.136	0.3681	8.20	1.420	29.18	542.17	21.28	1782	101,578	0.10	0.261
3/12/20 13:17	1.25	81.9	0.130	0.3608	8.19	1.415	29.18	541.91	20.85	1747	99,595	0.09	0.263
3/12/20 13:18	1.25	81.9	0.128	0.3579	7.84	1.429	29.18	541.88	20.68	1733	98,793	0.09	0.264
3/12/20 13:19	1.25	82.0	0.137	0.3696	8.19	1.419	29.18	542.01	21.36	1789	102,005	0.10	0.266
3/12/20 13:20	1.25	81.4	0.131	0.3621	7.89	1.398	29.18	541.41	20.91	1752	99,982	0.09	0.267
3/12/20 13:21	1.25	80.6	0.140	0.3746	7.91	1.390	29.18	540.59	21.62	1811	103,507	0.09	0.269
3/12/20 13:22	1.25	81.0	0.130	0.3611	8.44	1.401	29.18	541.03	20.85	1747	99,750	0.10	0.271
3/12/20 13:23	1.25	80.9	0.135	0.3677	36.21	1.407	29.18	540.92	21.23	1778	101,580	0.42	0.278
3/12/20 13:24	1.25	81.1	0.138	0.3709	80.80	1.405	29.18	541.12	21.42	1794	102,459	0.95	0.293
3/12/20 13:25	1.25	80.6	0.122	0.3493	73.00	1.426	29.18	540.62	20.16	1689	96,525	0.81	0.307
3/12/20 13:26	1.25	81.4	0.133	0.3647	65.11	1.428	29.18	541.38	21.06	1765	100,712	0.75	0.319
3/12/20 13:27	1.25	81.8	0.139	0.3724	133.07	1.425	29.18	541.80	21.52	1803	102,807	1.56	0.345
3/12/20 13:28	1.25	80.5	0.131	0.3612	242.74	1.454	29.18	540.46	20.85	1747	99,850	2.77	0.392
3/12/20 13:29	1.25	81.0	0.131	0.3614	221.21	1.471	29.18	541.05	20.87	1748	99,838	2.53	0.434
3/12/20 13:30	1.25	82.3	0.135	0.3678	206.34	1.475	29.18	542.27	21.26	1781	101,504	2.39	0.474
3/12/20 13:31	1.25	81.7	0.134	0.3666	197.32	1.501	29.18	541.72	21.18	1775	101,223	2.28	0.512
3/12/20 13:32	1.25	81.6	0.140	0.3743	190.17	1.510	29.18	541.60	21.63	1812	103,360	2.25	0.549
3/12/20 13:33	1.25	82.2	0.134	0.3659	184.44	1.502	29.18	542.18	21.15	1772	100,992	2.13	0.585
3/12/20 13:34	1.25	83.6	0.137	0.3700	178.90	1.518	29.18	543.60	21.42	1794	101,987	2.09	0.619
3/12/20 13:35	1.25	83.6	0.131	0.3619	178.90	1.518	29.18	543.58	20.95	1755	99,766	2.04	0.653
3/12/20 13:36	1.25	83.0	0.129	0.3585	173.58	1.533	29.18	543.03	20.74	1737	98,862	1.96	0.686
3/12/20 13:37	1.25	83.3	0.133	0.3640	168.42	1.528	29.18	543.33	21.07	1765	100,360	1.93	0.718
3/12/20 13:38	1.25	82.7	0.141	0.3748	164.21	1.534	29.18	542.71	21.68	1816	103,406	1.94	0.751
3/12/20 13:39	1.25	82.0	0.130	0.3611	160.68	1.528	29.18	542.02	20.87	1749	99,682	1.83	0.781
3/12/20 13:40	1.25	81.3	0.131	0.3619	144.96	1.517	29.18	541.28	20.91	1751	99,978	1.66	0.809
3/12/20 13:41	1.25	81.7	0.132	0.3630	134.77	1.508	29.18	541.69	20.98	1757	100,243	1.54	0.835
3/12/20 13:42	1.25	81.9	0.136	0.3681	132.04	1.506	29.18	541.86	21.27	1782	101,624	1.53	0.860
3/12/20 13:43	1.25	80.9	0.123	0.3507	145.91	1.509	29.18	540.86	20.25	1696	96,913	1.62	0.887
3/12/20 13:44	1.25	79.6	0.134	0.3661	51.44	1.495	29.18	539.63	21.11	1769	101,266	0.60	0.897

Emission Calculations

Client: Medline
Location: Waukegan, IL
Source: Inlet #2
Date: 3/12/2020

As: 1.3963 sqft
Cp: 0.84
Barometric: 29.09 in Hg
O2: 20.9 % vol
CO2: 0.0 % vol

Clock Time	Static (in H2O)	TC (Deg F)	Raw DP (in H2O)	SQRT DP (in H2O)	EO (ppm v)	Water (% vol)	Ps (in Hg)	Ts (deg R)	Vs (fps)	Qact (acfm)	Qstd (scfh)	EO Em (lb/hr)	EO Total (lbs)
3/12/20 13:45	1.25	79.5	0.134	0.3655	33.01	1.459	29.18	539.53	21.08	1766	101,117	0.38	0.903
3/12/20 13:46	1.25	79.1	0.131	0.3617	31.27	1.433	29.18	539.13	20.84	1746	100,085	0.36	0.909
3/12/20 13:47	1.25	78.6	0.138	0.3715	134.81	1.421	29.18	538.58	21.40	1793	102,852	1.59	0.936
3/12/20 13:48	1.25	78.6	0.138	0.3709	164.02	1.441	29.18	538.55	21.37	1790	102,710	1.93	0.968
3/12/20 13:49	1.25	79.3	0.129	0.3585	155.05	1.462	29.18	539.27	20.66	1731	99,193	1.76	0.997
3/12/20 13:50	1.25	79.4	0.131	0.3617	148.60	1.468	29.18	539.43	20.85	1747	100,064	1.70	1.025
3/12/20 13:51	1.25	79.4	0.140	0.3746	144.17	1.478	29.18	539.36	21.59	1809	103,643	1.71	1.054
3/12/20 13:52	1.25	79.5	0.132	0.3639	141.16	1.475	29.18	539.46	20.98	1758	100,672	1.62	1.081
3/12/20 13:53	1.25	80.0	0.142	0.3774	159.80	1.484	29.18	540.05	21.77	1824	104,350	1.91	1.113
3/12/20 13:54	1.25	79.9	0.136	0.3686	155.05	1.492	29.18	539.85	21.26	1781	101,960	1.81	1.143
3/12/20 13:55	1.25	79.0	0.130	0.3601	143.58	1.499	29.18	538.98	20.76	1739	99,689	1.64	1.170
3/12/20 13:56	1.25	79.7	0.133	0.3646	133.28	1.503	29.18	539.75	21.03	1762	100,840	1.54	1.196
3/12/20 13:57	1.25	81.0	0.131	0.3622	130.36	1.507	29.18	541.00	20.92	1752	100,078	1.49	1.221
3/12/20 13:58	1.25	80.7	0.139	0.3722	127.12	1.524	29.18	540.68	21.48	1800	102,858	1.50	1.246
3/12/20 13:59	1.25	80.9	0.131	0.3622	109.87	1.525	29.18	540.91	20.91	1752	100,090	1.26	1.267
3/12/20 14:00	1.25	82.1	0.131	0.3621	84.27	1.525	29.18	542.08	20.93	1753	99,944	0.96	1.283
3/12/20 14:01	1.25	81.9	0.141	0.3752	61.88	1.534	29.18	541.87	21.69	1817	103,597	0.73	1.295
3/12/20 14:02	1.25	80.4	0.142	0.3772	57.24	1.527	29.18	540.39	21.77	1824	104,289	0.68	1.306
3/12/20 14:03	1.25	79.8	0.127	0.3558	55.99	1.511	29.18	539.82	20.52	1719	98,416	0.63	1.317
3/12/20 14:04	1.25	79.9	0.135	0.3676	55.18	1.503	29.18	539.89	21.20	1776	101,659	0.64	1.327
3/12/20 14:05	1.25	79.1	0.135	0.3678	54.94	1.495	29.18	539.14	21.20	1776	101,803	0.64	1.338
3/12/20 14:06	1.25	78.1	0.135	0.3676	51.35	1.480	29.18	538.08	21.17	1773	101,824	0.60	1.348
3/12/20 14:07	1.25	77.5	0.136	0.3689	44.70	1.465	29.18	537.49	21.23	1779	102,254	0.52	1.357
3/12/20 14:08	1.25	77.8	0.137	0.3701	42.88	1.450	29.18	537.78	21.31	1785	102,561	0.50	1.365
3/12/20 14:09	1.25	77.6	0.141	0.3755	40.62	1.439	29.18	537.62	21.61	1811	104,060	0.48	1.373
3/12/20 14:10	1.25	77.2	0.140	0.3746	38.02	1.435	29.18	537.17	21.55	1805	103,845	0.45	1.381
3/12/20 14:11	1.25	77.1	0.132	0.3639	37.41	1.446	29.18	537.12	20.93	1754	100,885	0.43	1.388
3/12/20 14:12	1.25	77.5	0.143	0.3775	34.45	1.448	29.18	537.48	21.72	1820	104,628	0.41	1.395
3/12/20 14:13	1.25	77.4	0.141	0.3755	29.67	1.441	29.18	537.36	21.61	1810	104,086	0.35	1.401
3/12/20 14:14	1.25	76.6	0.135	0.3669	31.62	1.440	29.18	536.56	21.10	1767	101,772	0.37	1.407
3/12/20 14:15	1.25	77.1	0.133	0.3640	35.58	1.449	29.18	537.13	20.94	1754	100,923	0.41	1.414
3/12/20 14:16	1.25	77.6	0.137	0.3696	34.90	1.435	29.18	537.60	21.27	1782	102,425	0.41	1.420
3/12/20 14:17	1.25	77.4	0.143	0.3783	35.12	1.439	29.18	537.36	21.77	1824	104,858	0.42	1.427
3/12/20 14:18	1.25	76.5	0.138	0.3719	35.58	1.441	29.18	536.51	21.38	1791	103,167	0.42	1.434
3/12/20 14:19	1.25	77.4	0.134	0.3658	36.19	1.452	29.18	537.44	21.05	1764	101,389	0.42	1.441
3/12/20 14:20	1.25	78.7	0.137	0.3696	35.83	1.455	29.18	538.71	21.29	1784	102,323	0.42	1.448
3/12/20 14:21	1.25	78.9	0.144	0.3789	35.12	1.469	29.18	538.88	21.84	1829	104,899	0.42	1.455
3/12/20 14:22	1.25	78.3	0.142	0.3762	34.28	1.483	29.18	538.30	21.67	1815	104,188	0.41	1.462
3/12/20 14:23	1.25	79.1	0.136	0.3682	34.07	1.479	29.18	539.07	21.22	1778	101,919	0.40	1.469
3/12/20 14:24	1.25	79.1	0.133	0.3652	34.01	1.478	29.18	539.12	21.05	1764	101,084	0.39	1.475
3/12/20 14:25	1.25	78.2	0.143	0.3778	33.46	1.467	29.18	538.23	21.76	1823	104,632	0.40	1.482
3/12/20 14:26	1.25	77.8	0.130	0.3610	33.26	1.455	29.18	537.77	20.78	1741	100,023	0.38	1.488
3/12/20 14:27	1.25	78.3	0.130	0.3603	32.69	1.447	29.18	538.35	20.75	1738	99,776	0.37	1.495
3/12/20 14:28	1.25	78.5	0.136	0.3681	32.67	1.442	29.18	538.49	21.20	1776	101,929	0.38	1.501
3/12/20 14:29	1.25	78.5	0.130	0.3606	31.72	1.438	29.18	538.45	20.77	1740	99,842	0.36	1.507
3/12/20 14:30	1.25	78.1	0.129	0.3586	31.20	1.444	29.18	538.15	20.65	1730	99,332	0.35	1.513
3/12/20 14:31	1.25	79.3	0.132	0.3636	30.85	1.458	29.18	539.29	20.96	1756	100,608	0.35	1.519
3/12/20 14:32	1.25	80.5	0.139	0.3727	30.37	1.449	29.18	540.47	21.51	1802	103,012	0.36	1.525

Emission Calculations

Client: Medline
Location: Waukegan, IL
Source: Inlet #2
Date: 3/12/2020

As: 1.3963 sqft
Cp: 0.84
Barometric: 29.09 in Hg
O2: 20.9 % vol
CO2: 0.0 % vol

Clock Time	Static (in H2O)	TC (Deg F)	Raw DP (in H2O)	SQRT DP (in H2O)	EO (ppm v)	Water (% vol)	Ps (in Hg)	Ts (deg R)	Vs (fps)	Qact (acfm)	Qstd (scfh)	EO Em (lb/hr)	EO Total (lbs)
3/12/20 14:33	1.25	81.0	0.132	0.3629	29.57	1.461	29.18	541.04	20.95	1756	100,256	0.34	1.530
3/12/20 14:34	1.25	80.3	0.137	0.3696	29.31	1.488	29.18	540.35	21.33	1787	102,175	0.34	1.536
3/12/20 14:35	1.25	81.6	0.129	0.3593	28.89	1.495	29.18	541.60	20.76	1739	99,217	0.33	1.542
3/12/20 14:36	1.25	81.4	0.143	0.3784	28.21	1.496	29.18	541.42	21.86	1831	104,512	0.34	1.547
3/12/20 14:37	1.25	80.5	0.137	0.3703	27.42	1.487	29.18	540.55	21.37	1790	102,343	0.32	1.553
3/12/20 14:38	1.25	80.3	0.133	0.3647	26.60	1.473	29.18	540.28	21.04	1763	100,823	0.31	1.558
3/12/20 14:39	1.25	80.9	0.141	0.3759	26.63	1.492	29.18	540.93	21.70	1818	103,862	0.32	1.563
3/12/20 14:40	1.25	81.2	0.137	0.3707	26.26	1.509	29.18	541.19	21.41	1794	102,398	0.31	1.568
3/12/20 14:41	1.25	79.9	0.133	0.3644	25.77	1.514	29.18	539.89	21.02	1761	100,791	0.30	1.573
3/12/20 14:42	1.25	80.6	0.143	0.3780	24.93	1.510	29.18	540.62	21.82	1828	104,483	0.30	1.578
3/12/20 14:43	1.25	81.4	0.141	0.3750	24.47	1.496	29.18	541.43	21.66	1815	103,558	0.29	1.583
3/12/20 14:44	1.25	81.5	0.135	0.3676	24.25	1.514	29.18	541.51	21.23	1779	101,508	0.28	1.587
3/12/20 14:45	1.25	81.5	0.134	0.3663	23.50	1.508	29.18	541.50	21.16	1773	101,169	0.27	1.592
3/12/20 14:46	1.25	82.2	0.136	0.3693	23.31	1.503	29.18	542.18	21.35	1789	101,930	0.27	1.597
3/12/20 14:47	1.25	82.3	0.129	0.3586	22.79	1.508	29.18	542.30	20.73	1737	98,963	0.26	1.601
3/12/20 14:48	1.25	81.6	0.132	0.3639	22.80	1.501	29.18	541.61	21.02	1761	100,477	0.26	1.605
3/12/20 14:49	1.25	81.0	0.141	0.3748	22.12	1.497	29.18	540.99	21.64	1813	103,564	0.26	1.610
3/12/20 14:50	1.25	81.9	0.138	0.3715	21.60	1.484	29.18	541.89	21.47	1798	102,550	0.25	1.614
3/12/20 14:51	1.25	82.7	0.129	0.3594	21.64	1.490	29.18	542.73	20.79	1742	99,150	0.25	1.618
3/12/20 14:52	1.25	82.5	0.133	0.3648	22.13	1.504	29.18	542.47	21.09	1767	100,663	0.25	1.622
3/12/20 14:53	1.25	81.8	0.128	0.3571	22.05	1.506	29.18	541.84	20.63	1729	98,580	0.25	1.626
3/12/20 14:54	1.25	82.0	0.137	0.3697	22.85	1.501	29.18	542.02	21.37	1790	102,057	0.27	1.631
3/12/20 14:55	1.25	82.5	0.140	0.3746	24.69	1.500	29.18	542.47	21.66	1814	103,349	0.29	1.636
3/12/20 14:56	1.25	82.3	0.131	0.3617	26.94	1.480	29.18	542.34	20.91	1752	99,797	0.31	1.641
3/12/20 14:57	1.25	82.3	0.130	0.3611	31.58	1.476	29.18	542.34	20.88	1749	99,643	0.36	1.647
3/12/20 14:58	1.25	82.1	0.143	0.3779	34.58	1.480	29.18	542.11	21.84	1830	104,297	0.41	1.654
3/12/20 14:59	1.25	82.1	0.138	0.3718	36.40	1.489	29.18	542.10	21.49	1800	102,605	0.43	1.661
3/12/20 15:00	1.25	82.5	0.135	0.3669	37.37	1.504	29.18	542.50	21.21	1777	101,225	0.43	1.668
3/12/20 15:01	1.25	83.1	0.135	0.3677	39.12	1.494	29.18	543.09	21.27	1782	101,394	0.45	1.675
3/12/20 15:02	1.25	83.2	0.138	0.3718	38.61	1.493	29.18	543.16	21.51	1802	102,506	0.45	1.683
3/12/20 15:03	1.25	82.8	0.131	0.3617	40.10	1.491	29.18	542.76	20.92	1752	99,760	0.46	1.691
3/12/20 15:04	1.25	81.3	0.128	0.3578	39.64	1.479	29.18	541.31	20.66	1731	98,816	0.45	1.698
3/12/20 15:05	1.25	82.0	0.137	0.3695	40.33	1.462	29.18	541.98	21.35	1789	101,979	0.47	1.706
3/12/20 15:06	1.25	82.3	0.140	0.3747	40.33	1.462	29.18	542.31	21.66	1815	103,393	0.48	1.714
3/12/20 15:07	1.25	82.2	0.137	0.3705	38.69	1.478	29.18	542.25	21.42	1794	102,255	0.45	1.721
3/12/20 15:08	1.25	81.8	0.132	0.3637	37.37	1.482	29.18	541.77	21.02	1761	100,421	0.43	1.729
3/12/20 15:09	1.25	82.0	0.130	0.3610	36.10	1.481	29.18	542.02	20.86	1748	99,636	0.41	1.735
3/12/20 15:10	1.25	82.3	0.136	0.3681	35.63	1.467	29.18	542.33	21.28	1783	101,572	0.41	1.742
3/12/20 15:11	1.25	82.1	0.137	0.3705	162.61	1.484	29.18	542.09	21.42	1794	102,271	1.90	1.774
3/12/20 15:12	1.25	81.3	0.138	0.3719	159.92	1.492	29.18	541.27	21.48	1799	102,721	1.88	1.805
3/12/20 15:13	1.25	81.7	0.135	0.3680	150.38	1.489	29.18	541.73	21.26	1781	101,595	1.75	1.834
3/12/20 15:14	1.25	82.6	0.132	0.3635	258.93	1.501	29.18	542.63	21.02	1761	100,268	2.97	1.884
3/12/20 15:15	1.25	83.2	0.140	0.3735	251.64	1.511	29.18	543.16	21.61	1810	102,990	2.96	1.933
3/12/20 15:16	1.25	83.1	0.139	0.3734	233.86	1.515	29.18	543.11	21.60	1810	102,959	2.75	1.979
3/12/20 15:17	1.25	82.7	0.133	0.3651	217.05	1.520	29.18	542.71	21.12	1769	100,720	2.50	2.021
3/12/20 15:18	1.25	82.3	0.135	0.3674	203.28	1.531	29.18	542.26	21.24	1780	101,404	2.36	2.060
3/12/20 15:19	1.25	82.3	0.136	0.3688	191.71	1.537	29.18	542.34	21.32	1786	101,772	2.23	2.097
3/12/20 15:20	1.25	83.1	0.134	0.3657	181.10	1.523	29.18	543.10	21.16	1772	100,834	2.09	2.132

Emission Calculations

Client: Medline
Location: Waukegan, IL
Source: Inlet #2
Date: 3/12/2020

As: 1.3963 sqft
Cp: 0.84
Barometric: 29.09 in Hg
O2: 20.9 % vol
CO2: 0.0 % vol

Clock Time	Static (in H2O)	TC (Deg F)	Raw DP (in H2O)	SQRT DP (in H2O)	EO (ppm v)	Water (% vol)	Ps (in Hg)	Ts (deg R)	Vs (fps)	Qact (acfm)	Qstd (scfh)	EO Em (lb/hr)	EO Total (lbs)
3/12/20 15:21	1.25	83.2	0.143	0.3784	172.44	1.538	29.18	543.22	21.90	1834	104,347	2.06	2.166
3/12/20 15:22	1.25	82.7	0.143	0.3779	163.05	1.546	29.18	542.69	21.86	1831	104,254	1.94	2.199
3/12/20 15:23	1.25	81.7	0.135	0.3669	155.75	1.540	29.18	541.75	21.20	1776	101,303	1.80	2.229
3/12/20 15:24	1.25	82.4	0.145	0.3813	148.92	1.536	29.18	542.36	22.05	1847	105,229	1.79	2.259
3/12/20 15:25	1.25	82.8	0.132	0.3639	143.29	1.545	29.18	542.76	21.05	1763	100,378	1.64	2.286
3/12/20 15:26	1.25	82.6	0.132	0.3628	119.48	1.553	29.18	542.59	20.98	1758	100,092	1.37	2.309
3/12/20 15:27	1.25	81.7	0.127	0.3565	72.02	1.547	29.18	541.70	20.60	1726	98,446	0.81	2.322
3/12/20 15:28	1.25	82.0	0.137	0.3699	68.32	1.530	29.18	541.98	21.38	1791	102,104	0.80	2.336
3/12/20 15:29	1.25	82.3	0.133	0.3648	80.18	1.526	29.18	542.25	21.09	1767	100,687	0.92	2.351
3/12/20 15:30	1.25	81.9	0.137	0.3697	99.05	1.523	29.18	541.86	21.37	1790	102,076	1.16	2.370
3/12/20 15:31	1.25	81.7	0.136	0.3681	94.42	1.534	29.18	541.69	21.27	1782	101,645	1.10	2.389
3/12/20 15:32	1.25	82.3	0.129	0.3593	118.01	1.532	29.18	542.32	20.77	1740	99,158	1.34	2.411
3/12/20 15:33	1.25	83.7	0.137	0.3695	128.79	1.557	29.18	543.67	21.39	1792	101,839	1.50	2.436
3/12/20 15:34	1.25	84.0	0.142	0.3764	126.58	1.574	29.18	543.96	21.80	1826	103,736	1.50	2.461
3/12/20 15:35	1.25	83.6	0.138	0.3719	88.68	1.577	29.18	543.61	21.53	1804	102,517	1.04	2.478
3/12/20 15:36	1.25	84.9	0.130	0.3611	90.18	1.587	29.18	544.89	20.93	1753	99,431	1.03	2.495
3/12/20 15:37	1.25	85.5	0.133	0.3647	88.78	1.598	29.18	545.53	21.15	1772	100,360	1.02	2.512
3/12/20 15:38	1.25	84.7	0.133	0.3651	77.49	1.581	29.18	544.66	21.16	1772	100,550	0.89	2.527
3/12/20 15:39	1.25	83.5	0.138	0.3713	66.56	1.578	29.18	543.51	21.50	1801	102,378	0.78	2.540
3/12/20 15:40	1.25	84.2	0.140	0.3743	37.01	1.564	29.18	544.21	21.68	1816	103,122	0.44	2.547
3/12/20 15:41	1.25	84.1	0.132	0.3635	29.92	1.539	29.18	544.07	21.05	1763	100,143	0.34	2.553
3/12/20 15:42	1.25	84.0	0.140	0.3739	30.53	1.537	29.18	544.01	21.65	1814	103,026	0.36	2.559
3/12/20 15:43	1.25	84.3	0.137	0.3695	33.87	1.544	29.18	544.34	21.40	1793	101,773	0.39	2.566
3/12/20 15:44	1.25	84.9	0.138	0.3716	36.08	1.554	29.18	544.89	21.54	1804	102,318	0.42	2.573
3/12/20 15:45	1.25	85.8	0.136	0.3693	35.69	1.572	29.18	545.78	21.42	1795	101,607	0.41	2.580
3/12/20 15:46	1.25	86.6	0.138	0.3712	33.94	1.591	29.18	546.58	21.55	1805	102,056	0.40	2.586
3/12/20 15:47	1.25	86.8	0.120	0.3460	27.75	1.577	29.18	546.76	20.09	1683	95,100	0.30	2.591
3/12/20 15:48	1.25	86.8	0.133	0.3644	25.88	1.581	29.18	546.78	21.16	1773	100,167	0.30	2.596
3/12/20 15:49	1.25	87.5	0.131	0.3618	25.31	1.591	29.18	547.54	21.02	1761	99,381	0.29	2.601
3/12/20 15:50	1.25	89.2	0.136	0.3681	25.30	1.603	29.18	549.18	21.42	1794	100,963	0.29	2.606
3/12/20 15:51	1.25	89.6	0.133	0.3647	27.79	1.573	29.18	549.61	21.23	1778	99,983	0.32	2.611
3/12/20 15:52	1.25	88.2	0.138	0.3718	25.65	1.586	29.18	548.24	21.61	1811	102,048	0.30	2.616
3/12/20 15:53	1.25	87.6	0.133	0.3640	26.17	1.560	29.18	547.57	21.15	1772	99,977	0.30	2.621
3/12/20 15:54	1.25	87.9	0.137	0.3707	25.72	1.554	29.18	547.93	21.54	1805	101,775	0.30	2.626
3/12/20 15:55	1.25	87.5	0.135	0.3680	24.63	1.533	29.18	547.52	21.38	1791	101,065	0.28	2.631
3/12/20 15:56	1.25	87.3	0.138	0.3712	24.50	1.541	29.18	547.26	21.56	1806	101,983	0.29	2.636
3/12/20 15:57	1.25	86.4	0.131	0.3624	23.83	1.543	29.18	546.43	21.03	1762	99,625	0.27	2.640
3/12/20 15:58	1.25	85.9	0.136	0.3681	23.83	1.543	29.18	545.94	21.35	1789	101,251	0.28	2.645
3/12/20 15:59	1.25	88.5	0.137	0.3701	23.56	1.536	29.18	548.47	21.52	1803	101,573	0.27	2.649
3/12/20 16:00	1.25	91.1	0.144	0.3792	23.15	1.563	29.18	551.13	22.10	1852	103,817	0.27	2.654
3/12/20 16:01	1.25	91.7	0.139	0.3728	22.86	1.602	29.18	551.74	21.74	1822	102,021	0.27	2.658
3/12/20 16:02	1.25	90.8	0.143	0.3776	24.11	1.575	29.18	550.85	22.01	1844	103,412	0.29	2.663
3/12/20 16:03	1.25	90.6	0.134	0.3665	22.18	1.582	29.18	550.60	21.35	1789	100,381	0.25	2.667
3/12/20 16:04	1.25	90.1	0.138	0.3715	22.34	1.551	29.18	550.09	21.63	1812	101,796	0.26	2.672
3/12/20 16:05	1.25	88.4	0.132	0.3626	22.17	1.535	29.18	548.37	21.08	1766	99,522	0.25	2.676
3/12/20 16:06	1.25	89.7	0.137	0.3707	21.90	1.541	29.18	549.75	21.58	1808	101,604	0.25	2.680
3/12/20 16:07	1.25	90.3	0.133	0.3641	21.54	1.552	29.18	550.35	21.21	1777	99,761	0.25	2.684
3/12/20 16:08	1.25	91.6	0.139	0.3727	146.83	1.565	29.18	551.56	21.73	1821	101,993	1.71	2.713

Emission Calculations

Client: Medline
Location: Waukegan, IL
Source: Inlet #2
Date: 3/12/2020

As: 1.3963 sqft
Cp: 0.84
Barometric: 29.09 in Hg
O2: 20.9 % vol
CO2: 0.0 % vol

Clock Time	Static (in H2O)	TC (Deg F)	Raw DP (in H2O)	SQRT DP (in H2O)	EO (ppm v)	Water (% vol)	Ps (in Hg)	Ts (deg R)	Vs (fps)	Qact (acfm)	Qstd (scfh)	EO Em (lb/hr)	EO Total (lbs)
3/12/20 16:09	1.25	93.3	0.132	0.3633	181.42	1.626	29.18	553.29	21.22	1778	99,284	2.06	2.747
3/12/20 16:10	1.25	94.1	0.138	0.3716	175.87	1.600	29.18	554.14	21.72	1820	101,469	2.04	2.781
3/12/20 16:11	1.25	94.2	0.133	0.3651	171.94	1.598	29.18	554.23	21.34	1788	99,682	1.96	2.814
3/12/20 16:12	1.25	93.3	0.137	0.3699	168.59	1.596	29.18	553.28	21.60	1810	101,068	1.95	2.846
3/12/20 16:13	1.25	94.1	0.129	0.3594	165.38	1.581	29.18	554.15	21.01	1760	98,141	1.86	2.877
3/12/20 16:14	1.25	94.3	0.128	0.3582	161.39	1.622	29.18	554.32	20.94	1754	97,791	1.80	2.907
3/12/20 16:15	1.25	93.2	0.137	0.3697	161.07	1.583	29.18	553.23	21.59	1809	101,033	1.86	2.938
3/12/20 16:16	1.25	94.1	0.129	0.3592	156.34	1.611	29.18	554.05	20.99	1759	98,079	1.75	2.967
3/12/20 16:17	1.25	95.2	0.135	0.3676	156.42	1.583	29.18	555.17	21.50	1802	100,265	1.79	2.997
3/12/20 16:18	1.25	95.0	0.139	0.3727	151.46	1.629	29.18	555.00	21.80	1827	101,689	1.76	3.027
3/12/20 16:19	1.25	94.1	0.134	0.3663	151.19	1.583	29.18	554.12	21.41	1794	100,025	1.73	3.056
3/12/20 16:20	1.25	95.1	0.143	0.3780	147.77	1.622	29.18	555.11	22.12	1853	103,132	1.74	3.085
3/12/20 16:21	1.25	95.1	0.134	0.3659	146.98	1.584	29.18	555.10	21.41	1793	99,825	1.68	3.113
3/12/20 16:22	1.25	94.3	0.133	0.3640	144.13	1.611	29.18	554.27	21.28	1783	99,381	1.64	3.140
3/12/20 16:23	1.25	94.3	0.143	0.3778	117.82	1.561	29.18	554.32	22.08	1850	103,121	1.39	3.163
3/12/20 16:24	1.25	94.8	0.141	0.3748	21.59	1.574	29.18	554.81	21.92	1837	102,280	0.25	3.167
3/12/20 16:25	1.25	94.6	0.134	0.3663	19.84	1.545	29.18	554.60	21.42	1794	99,975	0.23	3.171
3/12/20 16:26	1.25	93.7	0.136	0.3686	57.92	1.546	29.18	553.66	21.54	1804	100,691	0.67	3.182
3/12/20 16:27	1.25	93.8	0.131	0.3624	155.01	1.574	29.18	553.81	21.17	1774	98,964	1.75	3.211
3/12/20 16:28	1.25	94.7	0.140	0.3746	151.86	1.580	29.18	554.72	21.90	1835	102,216	1.77	3.241
3/12/20 16:29	1.25	94.1	0.136	0.3692	147.02	1.603	29.18	554.07	21.58	1808	100,812	1.69	3.269
3/12/20 16:30	1.25	93.3	0.137	0.3695	145.16	1.557	29.18	553.29	21.58	1808	100,949	1.68	3.297
3/12/20 16:31	1.25	92.3	0.138	0.3719	155.00	1.586	29.18	552.27	21.70	1818	101,711	1.80	3.327
3/12/20 16:32	1.25	92.2	0.137	0.3699	111.02	1.572	29.18	552.23	21.58	1808	101,160	1.28	3.349
3/12/20 16:33	1.25	92.0	0.141	0.3758	96.72	1.604	29.18	551.98	21.92	1837	102,803	1.14	3.367
3/12/20 16:34	1.25	89.1	0.131	0.3614	100.37	1.557	29.18	549.12	21.03	1761	99,117	1.14	3.386
3/12/20 16:35	1.25	88.4	0.140	0.3738	86.89	1.586	29.18	548.40	21.73	1821	102,585	1.02	3.403
3/12/20 16:36	1.25	87.5	0.142	0.3768	80.50	1.571	29.18	547.52	21.89	1834	103,506	0.95	3.419
3/12/20 16:37	1.25	86.5	0.133	0.3652	76.04	1.569	29.18	546.50	21.20	1776	100,416	0.87	3.434
3/12/20 16:38	1.25	84.8	0.129	0.3586	70.87	1.553	29.18	544.79	20.78	1741	98,745	0.80	3.447
3/12/20 16:39	1.25	84.2	0.141	0.3758	63.65	1.541	29.18	544.20	21.76	1823	103,523	0.75	3.460
3/12/20 16:40	1.25	83.8	0.144	0.3788	56.73	1.533	29.18	543.83	21.93	1837	104,397	0.68	3.471
3/12/20 16:41	1.25	83.6	0.138	0.3712	52.62	1.527	29.18	543.61	21.49	1800	102,322	0.62	3.481
3/12/20 16:42	1.25	83.2	0.141	0.3751	48.74	1.519	29.18	543.19	21.70	1818	103,431	0.58	3.491
3/12/20 16:43	1.25	82.6	0.138	0.3708	43.83	1.515	29.18	542.63	21.44	1797	102,300	0.51	3.499
3/12/20 16:44	1.25	81.7	0.136	0.3689	42.57	1.515	29.18	541.65	21.32	1786	101,870	0.50	3.508
3/12/20 16:45	1.25	82.0	0.133	0.3644	42.52	1.522	29.18	541.96	21.06	1765	100,600	0.49	3.516
3/12/20 16:46	1.25	82.5	0.136	0.3686	41.19	1.529	29.18	542.54	21.32	1786	101,714	0.48	3.524
3/12/20 16:47	1.25	82.7	0.135	0.3677	40.49	1.531	29.18	542.70	21.27	1782	101,437	0.47	3.532
3/12/20 16:48	1.25	82.5	0.135	0.3676	39.75	1.511	29.18	542.52	21.25	1781	101,413	0.46	3.539
3/12/20 16:49	1.25	81.2	0.134	0.3663	39.07	1.500	29.18	541.19	21.16	1772	101,196	0.45	3.547
3/12/20 16:50	1.25	81.9	0.128	0.3571	38.24	1.478	29.18	541.86	20.63	1729	98,573	0.43	3.554
3/12/20 16:51	1.25	82.6	0.135	0.3680	38.24	1.478	29.18	542.64	21.28	1783	101,508	0.44	3.561
3/12/20 16:52	1.25	82.5	0.137	0.3695	38.24	1.478	29.18	542.53	21.36	1790	101,930	0.45	3.569
3/12/20 16:53	1.25	82.5	0.139	0.3723	38.24	1.478	29.18	542.47	21.53	1803	102,716	0.45	3.576
3/12/20 16:54	1.25	82.7	0.131	0.3614	38.43	1.478	29.18	542.65	20.90	1751	99,691	0.44	3.584
3/12/20 16:55	1.25	83.5	0.138	0.3719	38.47	1.478	29.18	543.51	21.52	1803	102,507	0.45	3.591
3/12/20 16:56	1.25	84.4	0.142	0.3770	38.38	1.478	29.18	544.41	21.83	1829	103,820	0.46	3.599

Emission Calculations

Client: Medline
Location: Waukegan, IL
Source: Inlet #2
Date: 3/12/2020

As: 1.3963 sqft
Cp: 0.84
Barometric: 29.09 in Hg
O2: 20.9 % vol
CO2: 0.0 % vol

Clock Time	Static (in H2O)	TC (Deg F)	Raw DP (in H2O)	SQRT DP (in H2O)	EO (ppm v)	Water (% vol)	Ps (in Hg)	Ts (deg R)	Vs (fps)	Qact (acfm)	Qstd (scfh)	EO Em (lb/hr)	EO Total (lbs)
3/12/20 16:57	1.25	84.5	0.134	0.3661	38.42	1.478	29.18	544.53	21.21	1777	100,807	0.44	3.606
3/12/20 16:58	1.25	84.2	0.134	0.3661	38.25	1.478	29.18	544.24	21.20	1776	100,833	0.44	3.614
3/12/20 16:59	1.25	83.3	0.134	0.3663	38.25	1.478	29.18	543.34	21.20	1776	100,992	0.44	3.621
3/12/20 17:00	1.25	82.5	0.138	0.3718	38.29	1.478	29.18	542.51	21.50	1801	102,564	0.45	3.628
3/12/20 17:01	1.25	82.5	0.135	0.3676	38.31	1.478	29.18	542.52	21.25	1781	101,407	0.44	3.636
3/12/20 17:02	1.25	82.5	0.137	0.3696	38.31	1.478	29.18	542.54	21.37	1790	101,966	0.45	3.643
3/12/20 17:03	1.25	81.4	0.138	0.3711	38.37	1.478	29.18	541.40	21.43	1796	102,484	0.45	3.651
3/12/20 17:04	1.25	80.5	0.138	0.3708	38.31	1.478	29.18	540.53	21.40	1793	102,492	0.45	3.658
3/12/20 17:05	1.25	81.0	0.134	0.3658	38.47	1.478	29.18	541.01	21.12	1769	101,059	0.44	3.666
3/12/20 17:06	1.25	81.4	0.138	0.3713	38.26	1.478	29.18	541.42	21.45	1797	102,557	0.45	3.673
3/12/20 17:07	1.25	80.6	0.137	0.3705	38.34	1.478	29.18	540.58	21.39	1792	102,413	0.45	3.681
3/12/20 17:08	1.25	80.0	0.135	0.3674	38.44	1.478	29.18	540.03	21.20	1776	101,602	0.45	3.688
3/12/20 17:09	1.25	80.4	0.133	0.3651	38.46	1.478	29.18	540.35	21.07	1765	100,931	0.44	3.695
3/12/20 17:10	1.25	80.9	0.141	0.3758	38.31	1.478	29.18	540.93	21.70	1818	103,823	0.45	3.703
3/12/20 17:11	1.25	81.5	0.136	0.3681	38.30	1.478	29.18	541.46	21.26	1781	101,656	0.45	3.710
3/12/20 17:12	1.25	82.6	0.141	0.3750	38.38	1.478	29.18	542.58	21.68	1816	103,445	0.45	3.718
3/12/20 17:13	1.25	84.1	0.134	0.3658	38.46	1.478	29.18	544.12	21.18	1775	100,769	0.44	3.725
3/12/20 17:14	1.25	84.9	0.139	0.3726	38.41	1.478	29.18	544.94	21.59	1809	102,557	0.45	3.733
3/12/20 17:15	1.25	83.0	0.142	0.3774	38.38	1.478	29.18	543.04	21.83	1829	104,060	0.46	3.740
3/12/20 17:16	1.25	80.9	0.144	0.3795	38.44	1.478	29.18	540.91	21.91	1835	104,850	0.46	3.748
3/12/20 17:17	1.25	81.0	0.132	0.3629	38.34	1.478	29.18	541.00	20.95	1756	100,263	0.44	3.755
3/12/20 17:18	1.25	81.5	0.139	0.3732	38.28	1.478	29.18	541.46	21.56	1806	103,072	0.45	3.763
3/12/20 17:19	1.25	80.7	0.138	0.3720	38.27	1.478	29.18	540.66	21.47	1799	102,815	0.45	3.770
3/12/20 17:20	1.25	80.8	0.134	0.3662	38.46	1.478	29.18	540.82	21.14	1771	101,190	0.44	3.778
3/12/20 17:21	1.25	82.4	0.140	0.3738	38.26	1.478	29.18	542.37	21.61	1810	103,133	0.45	3.785
3/12/20 17:22	1.25	84.0	0.140	0.3739	38.31	1.478	29.18	544.03	21.65	1814	103,012	0.45	3.793
3/12/20 17:23	1.25	84.5	0.135	0.3680	38.32	1.478	29.18	544.46	21.31	1786	101,338	0.44	3.800
3/12/20 17:24	1.25	82.8	0.138	0.3709	38.46	1.478	29.18	542.81	21.45	1797	102,313	0.45	3.808
3/12/20 17:25	1.25	81.3	0.136	0.3684	38.34	1.478	29.18	541.30	21.28	1782	101,746	0.45	3.815
3/12/20 17:26	1.25	81.2	0.137	0.3695	38.25	1.478	29.18	541.21	21.34	1788	102,054	0.45	3.823
3/12/20 17:27	1.25	81.0	0.135	0.3676	38.32	1.478	29.18	540.97	21.22	1778	101,552	0.44	3.830
3/12/20 17:28	1.25	80.1	0.142	0.3774	38.42	1.478	29.18	540.06	21.77	1824	104,348	0.46	3.838
3/12/20 17:29	1.25	79.6	0.140	0.3736	38.26	1.478	29.18	539.64	21.55	1805	103,357	0.45	3.845
3/12/20 17:30	1.25	80.8	0.141	0.3756	38.44	1.478	29.18	540.75	21.68	1817	103,803	0.46	3.853
3/12/20 17:31	1.25	81.9	0.141	0.3758	38.40	1.478	29.18	541.88	21.71	1819	103,732	0.46	3.860
3/12/20 17:32	1.25	82.1	0.141	0.3759	38.35	1.478	29.18	542.14	21.73	1820	103,744	0.45	3.868
3/12/20 17:33	1.25	83.2	0.130	0.3610	38.36	1.478	29.18	543.18	20.88	1750	99,528	0.44	3.875
3/12/20 17:34	1.25	84.5	0.135	0.3667	38.31	1.478	29.18	544.51	21.24	1780	100,997	0.44	3.883
3/12/20 17:35	1.25	84.1	0.138	0.3716	38.41	1.478	29.18	544.12	21.52	1803	102,375	0.45	3.890
3/12/20 17:36	1.25	82.8	0.134	0.3663	38.40	1.478	29.18	542.82	21.19	1775	101,041	0.44	3.898
3/12/20 17:37	1.25	80.9	0.128	0.3576	38.24	1.478	29.18	540.93	20.65	1730	98,812	0.43	3.905
3/12/20 17:38	1.25	80.7	0.128	0.3583	38.46	1.478	29.18	540.73	20.68	1733	99,023	0.44	3.912
3/12/20 17:39	1.25	80.9	0.142	0.3762	38.45	1.478	29.18	540.94	21.72	1820	103,933	0.46	3.920
3/12/20 17:40	1.25	80.5	0.144	0.3789	38.40	1.478	29.18	540.51	21.87	1832	104,742	0.46	3.927
3/12/20 17:41	1.25	79.9	0.134	0.3658	38.28	1.478	29.18	539.95	21.10	1768	101,158	0.44	3.935
3/12/20 17:42	1.25	80.3	0.144	0.3792	38.40	1.478	29.18	540.26	21.88	1833	104,839	0.46	3.942
3/12/20 17:43	1.25	80.4	0.137	0.3703	38.45	1.478	29.18	540.45	21.37	1790	102,350	0.45	3.950
3/12/20 17:44	1.25	80.3	0.136	0.3681	38.34	1.478	29.18	540.27	21.24	1779	101,768	0.45	3.957

Emission Calculations

Client: Medline
Location: Waukegan, IL
Source: Inlet #2
Date: 3/12/2020

As: 1.3963 sqft
Cp: 0.84
Barometric: 29.09 in Hg
O2: 20.9 % vol
CO2: 0.0 % vol

Clock Time	Static (in H2O)	TC (Deg F)	Raw DP (in H2O)	SQRT DP (in H2O)	EO (ppm v)	Water (% vol)	Ps (in Hg)	Ts (deg R)	Vs (fps)	Qact (acfm)	Qstd (scfh)	EO Em (lb/hr)	EO Total (lbs)
3/12/20 17:45	1.25	79.9	0.136	0.3693	38.34	1.478	29.18	539.93	21.30	1785	102,138	0.45	3.965
3/12/20 17:46	1.25	80.2	0.145	0.3811	38.45	1.478	29.18	540.16	21.98	1842	105,358	0.46	3.973
3/12/20 17:47	1.25	80.5	0.142	0.3764	38.31	1.478	29.18	540.46	21.72	1820	104,052	0.46	3.980
3/12/20 17:48	1.25	79.9	0.148	0.3843	38.46	1.478	29.18	539.93	22.17	1857	106,285	0.47	3.988
3/12/20 17:49	1.25	79.2	0.132	0.3628	38.39	1.478	29.18	539.19	20.91	1752	100,393	0.44	3.995
3/12/20 17:50	1.25	78.9	0.132	0.3633	38.36	1.478	29.18	538.86	20.94	1754	100,576	0.44	4.003
3/12/20 17:51	1.25	78.9	0.137	0.3701	38.38	1.478	29.18	538.91	21.33	1787	102,459	0.45	4.010
3/12/20 17:52	1.25	78.8	0.140	0.3747	38.44	1.478	29.18	538.76	21.59	1809	103,737	0.46	4.018
3/12/20 17:53	1.25	77.4	0.142	0.3764	38.27	1.478	29.18	537.36	21.66	1815	104,352	0.46	4.025
3/12/20 17:54	1.25	77.1	0.136	0.3689	38.30	1.478	29.18	537.13	21.22	1778	102,291	0.45	4.033
3/12/20 17:55	1.25	78.2	0.142	0.3767	38.31	1.478	29.18	538.24	21.70	1818	104,340	0.46	4.040
3/12/20 17:56	1.25	78.4	0.144	0.3800	38.39	1.478	29.18	538.41	21.89	1834	105,238	0.46	4.048
3/12/20 17:57	1.25	77.2	0.133	0.3644	38.49	1.478	29.18	537.20	20.97	1757	101,036	0.44	4.055
3/12/20 17:58	1.25	78.0	0.141	0.3755	38.49	1.478	29.18	538.02	21.62	1811	104,029	0.46	4.063
3/12/20 17:59	1.25	77.7	0.146	0.3826	162.66	1.545	29.18	537.72	22.03	1845	106,046	1.97	4.096
3/12/20 18:00	1.25	77.0	0.144	0.3788	157.70	1.563	29.18	536.96	21.79	1826	105,068	1.89	4.128
3/12/20 18:01	1.25	77.2	0.145	0.3813	153.89	1.548	29.18	537.19	21.94	1838	105,736	1.86	4.159
3/12/20 18:02	1.25	78.1	0.143	0.3779	150.56	1.546	29.18	538.13	21.76	1823	104,695	1.80	4.189
3/12/20 18:03	1.25	77.6	0.144	0.3795	148.76	1.561	29.18	537.58	21.84	1830	105,190	1.79	4.218
3/12/20 18:04	1.25	77.2	0.144	0.3800	145.25	1.564	29.18	537.18	21.87	1832	105,376	1.75	4.248
3/12/20 18:05	1.25	78.0	0.136	0.3691	142.69	1.567	29.18	538.03	21.25	1781	102,260	1.67	4.275
3/12/20 18:06	1.25	77.7	0.139	0.3731	140.98	1.573	29.18	537.73	21.48	1800	103,409	1.67	4.303
3/12/20 18:07	1.25	77.3	0.144	0.3796	138.44	1.575	29.18	537.29	21.85	1830	105,258	1.67	4.331
3/12/20 18:08	1.25	77.5	0.144	0.3799	136.93	1.576	29.18	537.46	21.87	1832	105,314	1.65	4.358
3/12/20 18:09	1.25	78.0	0.142	0.3774	133.96	1.580	29.18	538.03	21.73	1821	104,564	1.60	4.385
3/12/20 18:10	1.25	77.8	0.144	0.3796	156.16	1.590	29.18	537.82	21.86	1831	105,209	1.88	4.416
3/12/20 18:11	1.25	77.0	0.142	0.3770	124.02	1.593	29.18	537.02	21.69	1817	104,554	1.48	4.441
3/12/20 18:12	1.25	76.2	0.134	0.3654	82.64	1.584	29.18	536.20	21.01	1760	101,417	0.96	4.457
3/12/20 18:13	1.25	76.4	0.144	0.3796	80.44	1.584	29.18	536.36	21.83	1829	105,350	0.97	4.473
3/12/20 18:14	1.25	76.1	0.144	0.3797	74.92	1.568	29.18	536.10	21.83	1829	105,410	0.90	4.488
3/12/20 18:15	1.25	75.8	0.135	0.3678	70.24	1.571	29.18	535.77	21.14	1771	102,137	0.82	4.502
3/12/20 18:16	1.25	76.0	0.141	0.3751	72.99	1.567	29.18	535.96	21.56	1806	104,136	0.87	4.516
3/12/20 18:17	1.25	75.6	0.142	0.3762	69.58	1.563	29.18	535.57	21.61	1811	104,469	0.83	4.530
3/12/20 18:18	1.25	75.5	0.143	0.3778	68.37	1.555	29.18	535.54	21.70	1818	104,913	0.82	4.544
3/12/20 18:19	1.25	74.7	0.140	0.3747	64.86	1.559	29.18	534.66	21.51	1802	104,149	0.77	4.557
3/12/20 18:20	1.25	74.8	0.141	0.3760	64.86	1.559	29.18	534.75	21.59	1809	104,511	0.78	4.570
3/12/20 18:21	1.25	75.0	0.143	0.3784	62.38	1.555	29.18	535.00	21.73	1821	105,149	0.75	4.582
3/12/20 18:22	1.25	74.9	0.143	0.3775	58.52	1.554	29.18	534.90	21.68	1816	104,901	0.70	4.594
3/12/20 18:23	1.25	73.7	0.141	0.3758	59.13	1.547	29.18	533.75	21.55	1806	104,533	0.71	4.606
3/12/20 18:24	1.25	74.6	0.141	0.3760	57.24	1.544	29.18	534.55	21.59	1808	104,527	0.68	4.617
3/12/20 18:25	1.25	75.2	0.140	0.3738	53.40	1.551	29.18	535.21	21.47	1799	103,835	0.63	4.628
3/12/20 18:26	1.25	74.7	0.144	0.3796	51.46	1.547	29.18	534.71	21.79	1826	105,506	0.62	4.638
3/12/20 18:27	1.25	74.4	0.142	0.3768	50.09	1.553	29.18	534.38	21.63	1812	104,768	0.60	4.648
3/12/20 18:28	1.25	75.2	0.141	0.3748	45.13	1.560	29.18	535.17	21.53	1804	104,137	0.54	4.657
3/12/20 18:29	1.25	74.7	0.141	0.3752	43.28	1.559	29.18	534.72	21.54	1805	104,292	0.52	4.666
	1.25	**80.2**		**0.3677**	**38.79**	**1.502**	**29.18**	**540.22**	**21.20**	**1,777**	**101,654**	**0.451**	**4.666**

Emission Calculations

Client: Medline
Location: Waukegan, IL
Source: Inlet #3
Date: 3/10/2020

As: 8.7266 sqft
Cp: 0.84
Barometric: 29.41 in Hg
O2: 20.9 % vol
CO2: 0.0 % vol

Clock Time	Static (in H2O)	TC (Deg F)	Raw DP (in H2O)	SQRT DP (in H2O)	EO (ppm v)	Water (% vol)	Ps (in Hg)	Ts (deg R)	Vs (fps)	Qact (acfm)	Qstd (scfh)	EO Em (lb/hr)	EO Total (lbs)
3/10/20 8:21	1.50	112.6	0.394	0.6273	9.83	0.911	29.52	572.63	37.01	19,378	1,057,764	1.19	0.0198
3/10/20 8:22	1.50	113.5	0.402	0.6340	9.64	0.913	29.52	573.48	37.43	19,599	1,068,203	1.18	0.0394
3/10/20 8:23	1.50	113.8	0.424	0.6512	9.71	0.910	29.52	573.77	38.46	20,138	1,097,029	1.22	0.0597
3/10/20 8:24	1.50	113.7	0.434	0.6585	9.84	0.895	29.52	573.68	38.88	20,360	1,109,299	1.25	0.0805
3/10/20 8:25	1.50	112.8	0.403	0.6351	9.73	0.912	29.52	572.76	37.48	19,623	1,070,862	1.19	0.1004
3/10/20 8:26	1.50	112.6	0.383	0.6192	9.85	0.902	29.52	572.57	36.53	19,127	1,044,131	1.18	0.1200
3/10/20 8:27	1.50	113.7	0.403	0.6345	9.53	0.911	29.52	573.72	37.47	19,620	1,068,904	1.16	0.1394
3/10/20 8:28	1.50	114.6	0.440	0.6629	9.12	0.915	29.52	574.56	39.18	20,514	1,116,010	1.16	0.1588
3/10/20 8:29	1.50	115.8	0.425	0.6520	9.51	0.907	29.52	575.78	38.57	20,197	1,096,396	1.19	0.1787
3/10/20 8:30	1.50	115.1	0.389	0.6239	9.67	0.910	29.52	575.09	36.89	19,316	1,049,849	1.16	0.1980
3/10/20 8:31	1.50	113.8	0.364	0.6031	10.23	0.908	29.52	573.83	35.62	18,650	1,015,853	1.19	0.2178
3/10/20 8:32	1.50	112.8	0.414	0.6430	10.70	0.915	29.52	572.79	37.94	19,868	1,084,163	1.33	0.2399
3/10/20 8:33	1.50	113.5	0.415	0.6440	10.19	0.908	29.52	573.46	38.02	19,908	1,085,085	1.26	0.2610
3/10/20 8:34	1.50	113.9	0.438	0.6616	10.04	0.903	29.52	573.91	39.08	20,460	1,114,328	1.28	0.2823
3/10/20 8:35	1.50	113.8	0.399	0.6319	9.83	0.908	29.52	573.76	37.32	19,540	1,064,476	1.20	0.3023
3/10/20 8:36	1.50	113.1	0.408	0.6388	9.92	0.928	29.52	573.10	37.71	19,743	1,076,798	1.22	0.3226
3/10/20 8:37	1.50	112.1	0.405	0.6364	9.98	0.939	29.52	572.06	37.53	19,651	1,073,696	1.23	0.3431
3/10/20 8:38	1.50	111.3	0.398	0.6309	9.73	0.921	29.52	571.35	37.18	19,467	1,065,003	1.18	0.3628
3/10/20 8:39	1.50	112.1	0.435	0.6592	10.06	0.928	29.52	572.12	38.87	20,355	1,112,028	1.28	0.3841
3/10/20 8:40	1.50	113.2	0.428	0.6540	9.90	0.927	29.52	573.25	38.61	20,214	1,102,212	1.25	0.4049
3/10/20 8:41	1.50	114.3	0.376	0.6134	9.76	0.923	29.52	574.27	36.24	18,975	1,032,789	1.15	0.4241
3/10/20 8:42	1.50	114.1	0.428	0.6545	9.54	0.931	29.52	574.11	38.67	20,246	1,102,294	1.20	0.4442
3/10/20 8:43	1.50	113.8	0.442	0.6646	9.42	0.920	29.52	573.78	39.25	20,552	1,119,563	1.21	0.4643
3/10/20 8:44	1.50	112.7	0.421	0.6491	10.12	0.922	29.52	572.75	38.30	20,054	1,094,400	1.27	0.4854
3/10/20 8:45	1.50	113.4	0.440	0.6630	10.33	0.920	29.52	573.38	39.14	20,496	1,117,293	1.32	0.5074
3/10/20 8:46	1.50	113.8	0.421	0.6488	10.12	0.942	29.52	573.80	38.32	20,066	1,093,047	1.27	0.5285
3/10/20 8:47	1.50	113.8	0.437	0.6609	9.91	0.946	29.52	573.76	39.03	20,438	1,113,411	1.26	0.5495
3/10/20 8:48	1.50	113.1	0.408	0.6384	9.85	0.947	29.52	573.11	37.68	19,730	1,076,035	1.21	0.5697
3/10/20 8:49	1.50	112.3	0.382	0.6179	9.99	0.941	29.52	572.31	36.45	19,084	1,042,272	1.19	0.5895
3/10/20 8:50	1.50	111.7	0.377	0.6137	10.09	0.939	29.52	571.72	36.18	18,944	1,035,675	1.19	0.6094
3/10/20 8:51	1.50	112.3	0.437	0.6612	9.61	0.941	29.52	572.25	39.00	20,421	1,115,380	1.23	0.6299
3/10/20 8:52	1.50	112.7	0.436	0.6606	9.52	0.951	29.52	572.67	38.98	20,410	1,113,972	1.21	0.6501
3/10/20 8:53	1.50	112.9	0.428	0.6540	9.44	0.950	29.52	572.86	38.60	20,209	1,102,625	1.19	0.6699
3/10/20 8:54	1.50	113.0	0.424	0.6508	9.42	0.938	29.52	573.01	38.41	20,114	1,097,158	1.18	0.6896
3/10/20 8:55	1.50	112.4	0.437	0.6610	9.20	0.940	29.52	572.39	38.99	20,416	1,114,862	1.17	0.7092
3/10/20 8:56	1.50	112.4	0.386	0.6214	8.91	0.939	29.52	572.36	36.66	19,194	1,048,201	1.07	0.7270
3/10/20 8:57	1.50	113.3	0.403	0.6347	9.13	0.941	29.52	573.26	37.47	19,618	1,069,660	1.12	0.7456
3/10/20 8:58	1.50	113.3	0.412	0.6415	9.33	0.939	29.52	573.26	37.87	19,829	1,081,145	1.15	0.7648
3/10/20 8:59	1.50	113.2	0.420	0.6484	9.27	0.943	29.52	573.20	38.28	20,041	1,092,841	1.16	0.7841
3/10/20 9:00	1.50	112.9	0.437	0.6610	9.52	0.954	29.52	572.87	39.01	20,425	1,114,421	1.21	0.8043
3/10/20 9:01	1.50	111.7	0.499	0.7061	9.43	0.957	29.52	571.70	41.63	21,797	1,191,741	1.29	0.8257
3/10/20 9:02	1.50	112.6	0.394	0.6280	9.57	0.948	29.52	572.58	37.05	19,401	1,059,092	1.16	0.8451
3/10/20 9:03	1.50	113.7	0.419	0.6472	9.63	0.932	29.52	573.66	38.22	20,013	1,090,426	1.20	0.8651
3/10/20 9:04	1.50	114.3	0.412	0.6416	9.45	0.932	29.52	574.31	37.91	19,851	1,080,404	1.17	0.8845
3/10/20 9:05	1.50	114.5	0.385	0.6201	8.91	0.942	29.52	574.52	36.65	19,188	1,043,932	1.06	0.9023
3/10/20 9:06	1.50	113.9	0.397	0.6302	8.72	0.948	29.52	573.88	37.23	19,492	1,061,637	1.06	0.9199
3/10/20 9:07	1.50	113.3	0.379	0.6153	9.15	0.976	29.52	573.31	36.33	19,022	1,037,050	1.09	0.9380
3/10/20 9:08	1.50	113.3	0.404	0.6356	9.67	0.998	29.52	573.34	37.53	19,651	1,071,294	1.18	0.9577

Emission Calculations

Client: Medline
Location: Waukegan, IL
Source: Inlet #3
Date: 3/10/2020

As: 8.7266 sqft
Cp: 0.84
Barometric: 29.41 in Hg
O2: 20.9 % vol
CO2: 0.0 % vol

Clock Time	Static (in H2O)	TC (Deg F)	Raw DP (in H2O)	SQRT DP (in H2O)	EO (ppm v)	Water (% vol)	Ps (in Hg)	Ts (deg R)	Vs (fps)	Qact (acfm)	Qstd (scfh)	EO Em (lb/hr)	EO Total (lbs)
3/10/20 9:09	1.50	113.8	0.351	0.5925	9.51	1.025	29.52	573.77	35.00	18,324	998,231	1.08	0.9758
3/10/20 9:10	1.50	114.0	0.392	0.6263	9.14	1.043	29.52	574.01	37.01	19,377	1,055,139	1.10	0.9942
3/10/20 9:11	1.50	113.6	0.392	0.6259	8.64	1.080	29.52	573.58	36.97	19,356	1,054,805	1.04	1.0115
3/10/20 9:12	1.50	113.0	0.396	0.6291	8.27	1.097	29.52	572.97	37.14	19,448	1,060,901	1.00	1.0282
3/10/20 9:13	1.50	112.9	0.378	0.6151	8.44	1.107	29.52	572.88	36.31	19,012	1,037,290	1.00	1.0449
3/10/20 9:14	1.50	113.7	0.471	0.6859	7.74	1.098	29.52	573.69	40.52	21,217	1,155,967	1.02	1.0620
3/10/20 9:15	1.50	114.7	0.398	0.6306	7.06	1.108	29.52	574.65	37.29	19,523	1,061,914	0.86	1.0763
3/10/20 9:16	1.50	114.9	0.432	0.6570	7.59	1.099	29.52	574.90	38.85	20,342	1,105,993	0.96	1.0923
3/10/20 9:17	1.50	114.4	0.387	0.6223	8.24	1.079	29.52	574.39	36.78	19,258	1,047,982	0.99	1.1087
3/10/20 9:18	1.50	113.8	0.388	0.6232	8.60	1.064	29.52	573.75	36.82	19,277	1,050,157	1.03	1.1259
3/10/20 9:19	1.50	113.0	0.387	0.6222	8.47	1.077	29.52	573.04	36.73	19,233	1,049,080	1.02	1.1429
3/10/20 9:20	1.50	112.2	0.444	0.6660	7.89	1.080	29.52	572.18	39.29	20,571	1,123,751	1.01	1.1598
3/10/20 9:21	1.50	112.7	0.362	0.6014	7.87	1.070	29.52	572.67	35.49	18,585	1,014,392	0.91	1.1750
3/10/20 9:22	1.50	113.2	0.409	0.6395	8.56	1.068	29.52	573.19	37.76	19,772	1,078,180	1.05	1.1926
3/10/20 9:23	1.50	113.3	0.429	0.6551	8.47	1.071	29.52	573.27	38.68	20,253	1,104,290	1.07	1.2104
3/10/20 9:24	1.50	112.7	0.461	0.6788	8.76	1.051	29.52	572.69	40.06	20,977	1,144,886	1.15	1.2295
3/10/20 9:25	1.50	113.0	0.410	0.6406	8.56	1.052	29.52	573.01	37.82	19,802	1,080,167	1.06	1.2471
3/10/20 9:26	1.50	113.3	0.424	0.6511	8.51	1.054	29.52	573.28	38.45	20,130	1,097,533	1.07	1.2649
3/10/20 9:27	1.50	114.2	0.427	0.6537	8.17	1.047	29.52	574.20	38.63	20,226	1,101,031	1.03	1.2820
3/10/20 9:28	1.50	114.9	0.386	0.6210	7.71	1.043	29.52	574.88	36.72	19,225	1,045,295	0.92	1.2974
3/10/20 9:29	1.50	114.4	0.404	0.6353	7.92	1.036	29.52	574.41	37.55	19,661	1,069,843	0.97	1.3136
3/10/20 9:30	1.50	114.4	0.416	0.6451	8.56	1.040	29.52	574.41	38.13	19,965	1,086,422	1.06	1.3313
3/10/20 9:31	1.50	114.4	0.387	0.6219	8.30	1.043	29.52	574.35	36.76	19,246	1,047,405	0.99	1.3478
3/10/20 9:32	1.50	114.2	0.424	0.6511	8.65	1.065	29.52	574.20	38.48	20,146	1,096,676	1.08	1.3659
3/10/20 9:33	1.50	113.3	0.431	0.6565	8.79	1.063	29.52	573.31	38.77	20,299	1,106,679	1.11	1.3845
3/10/20 9:34	1.50	112.7	0.457	0.6761	8.83	1.061	29.52	572.67	39.90	20,892	1,140,324	1.15	1.4036
3/10/20 9:35	1.50	112.7	0.405	0.6366	8.75	1.053	29.52	572.70	37.57	19,671	1,073,593	1.07	1.4215
3/10/20 9:36	1.50	113.5	0.395	0.6286	8.98	1.044	29.52	573.54	37.12	19,438	1,059,332	1.09	1.4397
3/10/20 9:37	1.50	114.4	0.404	0.6355	9.21	1.039	29.52	574.43	37.56	19,668	1,070,228	1.13	1.4584
3/10/20 9:38	1.50	114.9	0.390	0.6245	8.63	1.057	29.52	574.87	36.93	19,335	1,051,285	1.04	1.4757
3/10/20 9:39	1.50	115.0	0.390	0.6247	8.29	1.070	29.52	575.00	36.95	19,345	1,051,590	1.00	1.4924
3/10/20 9:40	1.50	114.2	0.414	0.6436	7.99	1.075	29.52	574.15	38.03	19,914	1,084,120	0.99	1.5089
3/10/20 9:41	1.50	113.2	0.414	0.6433	7.78	1.088	29.52	573.18	37.98	19,888	1,084,540	0.97	1.5250
3/10/20 9:42	1.50	113.4	0.387	0.6223	8.53	1.092	29.52	573.40	36.75	19,245	1,049,049	1.02	1.5420
3/10/20 9:43	1.50	113.6	0.453	0.6729	8.45	1.075	29.52	573.60	39.75	20,811	1,134,055	1.10	1.5603
3/10/20 9:44	1.50	113.8	0.369	0.6075	8.35	1.075	29.52	573.83	35.89	18,793	1,023,684	0.98	1.5766
3/10/20 9:45	1.50	114.2	0.429	0.6551	8.52	1.067	29.52	574.23	38.72	20,273	1,103,487	1.07	1.5945
3/10/20 9:46	1.50	113.9	0.389	0.6233	8.73	1.065	29.52	573.93	36.83	19,282	1,050,135	1.05	1.6120
3/10/20 9:47	1.50	113.7	0.412	0.6421	8.59	1.055	29.52	573.65	37.93	19,859	1,082,059	1.06	1.6297
3/10/20 9:48	1.50	113.4	0.402	0.6340	8.62	1.041	29.52	573.42	37.44	19,602	1,068,515	1.05	1.6472
3/10/20 9:49	1.50	112.7	0.425	0.6516	8.22	1.032	29.52	572.74	38.46	20,136	1,098,908	1.03	1.6644
3/10/20 9:50	1.50	113.3	0.405	0.6366	8.10	1.024	29.52	573.33	37.59	19,680	1,072,947	0.99	1.6810
3/10/20 9:51	1.50	114.5	0.419	0.6476	8.37	1.028	29.52	574.53	38.28	20,044	1,090,447	1.04	1.6984
3/10/20 9:52	1.50	115.3	0.413	0.6427	7.74	1.041	29.52	575.31	38.01	19,904	1,081,391	0.96	1.7143
3/10/20 9:53	1.50	115.2	0.395	0.6287	7.70	1.077	29.52	575.25	37.19	19,473	1,058,093	0.93	1.7299
3/10/20 9:54	1.50	115.5	0.400	0.6322	7.20	1.088	29.52	575.46	37.41	19,585	1,063,790	0.88	1.7445
3/10/20 9:55	1.50	115.4	0.401	0.6332	7.25	1.095	29.52	575.44	37.47	19,617	1,065,550	0.88	1.7592
3/10/20 9:56	1.50	115.2	0.427	0.6537	7.57	1.095	29.52	575.17	38.67	20,245	1,100,202	0.95	1.7750

Emission Calculations

Client: Medline
Location: Waukegan, IL
Source: Inlet #3
Date: 3/10/2020

As: 8.7266 sqft
Cp: 0.84
Barometric: 29.41 in Hg
O2: 20.9 % vol
CO2: 0.0 % vol

Clock Time	Static (in H2O)	TC (Deg F)	Raw DP (in H2O)	SQRT DP (in H2O)	EO (ppm v)	Water (% vol)	Ps (in Hg)	Ts (deg R)	Vs (fps)	Qact (acfm)	Qstd (scfh)	EO Em (lb/hr)	EO Total (lbs)
3/10/20 9:57	1.50	114.6	0.407	0.6378	8.10	1.083	29.52	574.61	37.71	19,744	1,073,987	1.00	1.7916
3/10/20 9:58	1.50	114.7	0.437	0.6613	7.88	1.079	29.52	574.73	39.10	20,472	1,113,391	1.00	1.8084
3/10/20 9:59	1.50	114.1	0.424	0.6511	7.86	1.090	29.52	574.14	38.48	20,146	1,096,790	0.99	1.8248
3/10/20 10:00	1.50	113.9	0.427	0.6531	7.44	1.119	29.52	573.95	38.59	20,208	1,100,517	0.94	1.8404
3/10/20 10:01	1.50	114.0	0.433	0.6580	7.18	1.153	29.52	574.01	38.88	20,359	1,108,621	0.91	1.8556
3/10/20 10:02	1.50	114.3	0.388	0.6227	6.99	1.149	29.52	574.32	36.81	19,272	1,048,864	0.84	1.8695
3/10/20 10:03	1.50	113.5	0.336	0.5798	7.25	1.145	29.52	573.55	34.25	17,934	977,367	0.81	1.8830
3/10/20 10:04	1.50	112.9	0.411	0.6414	6.87	1.162	29.52	572.85	37.87	19,827	1,081,855	0.85	1.8972
3/10/20 10:05	1.50	112.9	0.444	0.6660	6.96	1.173	29.52	572.90	39.32	20,590	1,123,372	0.89	1.9121
3/10/20 10:06	1.50	113.5	0.371	0.6089	6.77	1.177	29.52	573.55	35.97	18,836	1,026,493	0.80	1.9253
3/10/20 10:07	1.50	114.3	0.422	0.6495	7.07	1.176	29.52	574.33	38.40	20,105	1,094,192	0.89	1.9401
3/10/20 10:08	1.50	115.2	0.379	0.6159	6.44	1.212	29.52	575.21	36.44	19,079	1,036,758	0.76	1.9528
3/10/20 10:09	1.50	115.5	0.415	0.6440	8.95	1.310	29.52	575.47	38.12	19,960	1,084,142	1.11	1.9713
3/10/20 10:10	1.50	114.7	0.404	0.6355	8.54	1.308	29.52	574.67	37.59	19,680	1,070,415	1.04	1.9887
3/10/20 10:11	1.50	114.3	0.392	0.6264	8.55	1.305	29.52	574.32	37.04	19,394	1,055,510	1.03	2.0059
3/10/20 10:12	1.50	114.2	0.403	0.6351	8.97	1.316	29.52	574.18	37.55	19,662	1,070,354	1.10	2.0242
3/10/20 10:13	1.50	115.0	0.396	0.6292	9.30	1.303	29.52	574.98	37.23	19,492	1,059,591	1.13	2.0430
3/10/20 10:14	1.50	116.1	0.399	0.6317	9.35	1.287	29.52	576.10	37.41	19,586	1,062,670	1.14	2.0620
3/10/20 10:15	1.50	115.8	0.486	0.6968	9.44	1.279	29.52	575.80	41.25	21,599	1,172,496	1.26	2.0830
3/10/20 10:16	1.50	115.2	0.386	0.6214	9.40	1.281	29.52	575.17	36.77	19,254	1,046,318	1.12	2.1018
3/10/20 10:17	1.50	114.3	0.390	0.6248	9.25	1.274	29.52	574.28	36.94	19,343	1,052,794	1.11	2.1203
3/10/20 10:18	1.50	114.2	0.413	0.6423	9.48	1.268	29.52	574.20	37.97	19,881	1,082,248	1.17	2.1399
3/10/20 10:19	1.50	114.8	0.430	0.6557	9.12	1.244	29.52	574.77	38.79	20,308	1,104,365	1.15	2.1591
3/10/20 10:20	1.50	114.7	0.424	0.6508	9.03	1.240	29.52	574.72	38.49	20,153	1,096,027	1.13	2.1779
3/10/20 10:21	1.50	115.3	0.394	0.6273	8.77	1.243	29.52	575.25	37.12	19,435	1,056,005	1.06	2.1956
3/10/20 10:22	1.50	115.0	0.423	0.6505	8.58	1.240	29.52	575.01	38.48	20,148	1,095,231	1.07	2.2135
3/10/20 10:23	1.50	114.2	0.386	0.6216	8.40	1.235	29.52	574.22	36.75	19,241	1,047,365	1.01	2.2303
3/10/20 10:24	1.50	114.5	0.397	0.6302	7.97	1.231	29.52	574.47	37.27	19,512	1,061,656	0.97	2.2464
3/10/20 10:25	1.50	114.6	0.384	0.6194	8.62	1.222	29.52	574.60	36.63	19,177	1,043,189	1.03	2.2635
3/10/20 10:26	1.50	113.9	0.445	0.6674	8.78	1.216	29.52	573.92	39.44	20,652	1,124,734	1.13	2.2824
3/10/20 10:27	1.50	113.7	0.417	0.6455	8.62	1.222	29.52	573.67	38.14	19,971	1,088,143	1.07	2.3002
3/10/20 10:28	1.50	113.1	0.474	0.6885	8.46	1.222	29.52	573.11	40.66	21,290	1,161,116	1.12	2.3189
3/10/20 10:29	1.50	112.5	0.375	0.6124	8.64	1.220	29.52	572.47	36.15	18,926	1,033,346	1.02	2.3359
3/10/20 10:30	1.50	113.5	0.382	0.6179	8.53	1.220	29.52	573.47	36.50	19,113	1,041,761	1.02	2.3529
3/10/20 10:31	1.50	114.8	0.382	0.6179	8.80	1.211	29.52	574.81	36.55	19,135	1,040,530	1.05	2.3703
3/10/20 10:32	1.50	114.4	0.407	0.6383	8.81	1.213	29.52	574.39	37.74	19,759	1,075,238	1.08	2.3884
3/10/20 10:33	1.50	115.1	0.383	0.6188	8.46	1.212	29.52	575.14	36.61	19,168	1,041,731	1.01	2.4052
3/10/20 10:34	1.50	115.7	0.417	0.6454	8.01	1.188	29.52	575.72	38.20	20,001	1,085,879	0.99	2.4217
3/10/20 10:35	1.50	115.7	0.422	0.6498	7.98	1.184	29.52	575.69	38.46	20,137	1,093,302	1.00	2.4384
3/10/20 10:36	1.50	114.6	0.410	0.6405	7.76	1.084	29.52	574.64	37.87	19,826	1,078,437	0.96	2.4543
3/10/20 10:37	1.50	114.6	0.432	0.6575	8.21	1.070	29.52	574.57	38.87	20,352	1,107,139	1.04	2.4717
3/10/20 10:38	1.50	114.2	0.395	0.6286	7.98	1.072	29.52	574.23	37.15	19,451	1,058,757	0.97	2.4878
3/10/20 10:39	1.50	114.4	0.421	0.6488	7.89	1.083	29.52	574.37	38.35	20,079	1,092,660	0.99	2.5042
3/10/20 10:40	1.50	113.7	0.418	0.6468	7.82	1.078	29.52	573.72	38.21	20,007	1,090,020	0.97	2.5204
3/10/20 10:41	1.50	113.6	0.397	0.6300	7.93	1.078	29.52	573.61	37.21	19,485	1,061,744	0.96	2.5365
3/10/20 10:42	1.50	114.1	0.417	0.6461	8.35	1.080	29.52	574.07	38.18	19,990	1,088,386	1.04	2.5538
3/10/20 10:43	1.50	114.9	0.422	0.6498	8.19	1.069	29.52	574.94	38.43	20,121	1,093,908	1.02	2.5709
3/10/20 10:44	1.50	115.0	0.370	0.6079	7.52	1.081	29.52	574.98	35.95	18,823	1,023,230	0.88	2.5855

Emission Calculations

Client: Medline
Location: Waukegan, IL
Source: Inlet #3
Date: 3/10/2020

As: 8.7266 sqft
Cp: 0.84
Barometric: 29.41 in Hg
O2: 20.9 % vol
CO2: 0.0 % vol

Clock Time	Static (in H2O)	TC (Deg F)	Raw DP (in H2O)	SQRT DP (in H2O)	EO (ppm v)	Water (% vol)	Ps (in Hg)	Ts (deg R)	Vs (fps)	Qact (acfm)	Qstd (scfh)	EO Em (lb/hr)	EO Total (lbs)
3/10/20 10:45	1.50	115.2	0.417	0.6460	6.97	1.086	29.52	575.19	38.21	20,007	1,087,211	0.87	2.6000
3/10/20 10:46	1.50	114.3	0.400	0.6321	7.18	1.097	29.52	574.34	37.36	19,562	1,064,583	0.87	2.6145
3/10/20 10:47	1.50	113.7	0.459	0.6773	7.52	1.111	29.52	573.72	40.02	20,952	1,141,506	0.98	2.6309
3/10/20 10:48	1.50	113.0	0.406	0.6369	7.39	1.106	29.52	573.03	37.60	19,688	1,073,919	0.91	2.6460
3/10/20 10:49	1.50	112.3	0.412	0.6422	7.30	1.109	29.52	572.29	37.89	19,840	1,083,589	0.90	2.6611
3/10/20 10:50	1.50	112.4	0.377	0.6137	7.46	1.115	29.52	572.44	36.21	18,962	1,035,366	0.88	2.6758
3/10/20 10:51	1.50	113.3	0.420	0.6479	7.34	1.106	29.52	573.31	38.26	20,035	1,092,286	0.92	2.6911
3/10/20 10:52	1.50	113.9	0.404	0.6359	7.63	1.098	29.52	573.94	37.58	19,674	1,071,459	0.93	2.7067
3/10/20 10:53	1.50	114.2	0.370	0.6084	7.61	1.098	29.52	574.17	35.96	18,828	1,024,953	0.89	2.7215
3/10/20 10:54	1.50	113.3	0.418	0.6461	7.15	1.105	29.52	573.35	38.16	19,980	1,089,256	0.89	2.7364
3/10/20 10:55	1.50	112.6	0.409	0.6393	7.09	1.107	29.52	572.56	37.73	19,755	1,078,465	0.87	2.7509
3/10/20 10:56	1.50	113.1	0.455	0.6748	7.25	1.116	29.52	573.06	39.84	20,860	1,137,809	0.94	2.7667
3/10/20 10:57	1.50	113.6	0.387	0.6223	7.53	1.117	29.52	573.62	36.76	19,247	1,048,760	0.90	2.7817
3/10/20 10:58	1.50	113.8	0.385	0.6206	7.26	1.118	29.52	573.83	36.67	19,201	1,045,855	0.87	2.7962
3/10/20 10:59	1.50	113.1	0.399	0.6315	6.95	1.121	29.52	573.10	37.29	19,524	1,064,849	0.85	2.8103
3/10/20 11:00	1.50	113.2	0.394	0.6279	6.96	1.140	29.52	573.15	37.08	19,415	1,058,808	0.84	2.8243
3/10/20 11:01	1.50	113.2	0.447	0.6689	6.88	1.140	29.52	573.24	39.50	20,683	1,127,766	0.89	2.8391
3/10/20 11:02	1.50	113.4	0.399	0.6316	6.77	1.138	29.52	573.41	37.30	19,532	1,064,726	0.82	2.8529
3/10/20 11:03	1.50	114.5	0.420	0.6482	6.78	1.130	29.52	574.47	38.32	20,065	1,091,756	0.85	2.8670
3/10/20 11:04	1.50	113.9	0.382	0.6178	6.91	1.125	29.52	573.94	36.51	19,115	1,041,011	0.82	2.8807
3/10/20 11:05	1.50	113.4	0.394	0.6279	6.78	1.133	29.52	573.43	37.08	19,417	1,058,406	0.82	2.8944
3/10/20 11:06	1.50	112.6	0.406	0.6373	7.04	1.136	29.52	572.61	37.62	19,697	1,075,170	0.87	2.9088
3/10/20 11:07	1.50	112.0	0.394	0.6275	6.94	1.129	29.52	572.00	37.01	19,381	1,059,047	0.84	2.9228
3/10/20 11:08	1.50	112.3	0.430	0.6560	7.04	1.145	29.52	572.32	38.71	20,268	1,106,906	0.89	2.9376
3/10/20 11:09	1.50	113.2	0.405	0.6366	6.40	1.172	29.52	573.22	37.60	19,687	1,073,483	0.79	2.9507
3/10/20 11:10	1.50	113.8	0.411	0.6412	5.17	1.188	29.52	573.82	37.89	19,838	1,080,599	0.64	2.9614
3/10/20 11:11	1.50	113.9	0.412	0.6416	8.02	1.310	29.52	573.89	37.92	19,856	1,081,444	0.99	2.9779
3/10/20 11:12	1.50	114.3	0.455	0.6748	7.89	1.295	29.52	574.35	39.90	20,893	1,137,039	1.03	2.9950
3/10/20 11:13	1.50	113.4	0.403	0.6345	8.36	1.292	29.52	573.41	37.49	19,629	1,069,961	1.02	3.0120
3/10/20 11:14	1.50	112.8	0.399	0.6319	8.48	1.308	29.52	572.85	37.32	19,539	1,066,124	1.03	3.0293
3/10/20 11:15	1.50	112.9	0.456	0.6754	8.45	1.295	29.52	572.87	39.89	20,885	1,139,507	1.10	3.0476
3/10/20 11:16	1.50	113.3	0.452	0.6724	8.48	1.286	29.52	573.32	39.72	20,799	1,133,904	1.10	3.0659
3/10/20 11:17	1.50	113.2	0.389	0.6235	8.68	1.275	29.52	573.23	36.83	19,283	1,051,462	1.04	3.0833
3/10/20 11:18	1.50	113.2	0.385	0.6203	8.32	1.272	29.52	573.25	36.64	19,186	1,046,152	1.00	3.0999
3/10/20 11:19	1.50	112.9	0.478	0.6910	8.35	1.262	29.52	572.90	40.81	21,366	1,165,695	1.11	3.1185
3/10/20 11:20	1.50	112.7	0.409	0.6396	8.47	1.254	29.52	572.70	37.76	19,773	1,079,152	1.04	3.1359
3/10/20 11:21	1.50	113.0	0.431	0.6561	8.59	1.316	29.52	572.99	38.75	20,291	1,106,869	1.09	3.1540
3/10/20 11:22	1.50	112.9	0.427	0.6537	8.07	1.378	29.52	572.86	38.61	20,215	1,103,006	1.02	3.1710
3/10/20 11:23	1.50	112.7	0.420	0.6478	8.22	1.465	29.52	572.70	38.26	20,035	1,093,488	1.03	3.1881
3/10/20 11:24	1.50	113.7	0.440	0.6636	8.72	1.519	29.52	573.73	39.24	20,544	1,119,236	1.12	3.2067
3/10/20 11:25	1.50	112.6	0.445	0.6670	8.95	1.532	29.52	572.58	39.40	20,628	1,126,090	1.15	3.2259
3/10/20 11:26	1.50	111.2	0.434	0.6589	9.44	1.543	29.52	571.17	38.87	20,352	1,113,733	1.20	3.2459
3/10/20 11:27	1.50	111.4	0.386	0.6216	9.39	1.563	29.52	571.38	36.68	19,205	1,050,611	1.13	3.2647
3/10/20 11:28	1.50	110.3	0.450	0.6710	9.60	1.572	29.52	570.29	39.56	20,711	1,135,136	1.25	3.2855
3/10/20 11:29	1.50	110.7	0.367	0.6056	9.56	1.595	29.52	570.70	35.71	18,699	1,024,151	1.12	3.3041
3/10/20 11:30	1.50	112.4	0.427	0.6536	9.34	1.599	29.52	572.42	38.61	20,214	1,103,762	1.18	3.3238
3/10/20 11:31	1.50	112.8	0.406	0.6369	9.42	1.564	29.52	572.75	37.63	19,700	1,075,108	1.16	3.3431
3/10/20 11:32	1.50	113.4	0.420	0.6481	9.68	1.526	29.52	573.41	38.31	20,057	1,093,317	1.21	3.3632

Emission Calculations

Client: Medline
Location: Waukegan, IL
Source: Inlet #3
Date: 3/10/2020

As: 8.7266 sqft
Cp: 0.84
Barometric: 29.41 in Hg
O2: 20.9 % vol
CO2: 0.0 % vol

Clock Time	Static (in H2O)	TC (Deg F)	Raw DP (in H2O)	SQRT DP (in H2O)	EO (ppm v)	Water (% vol)	Ps (in Hg)	Ts (deg R)	Vs (fps)	Qact (acfm)	Qstd (scfh)	EO Em (lb/hr)	EO Total (lbs)
3/10/20 11:33	1.50	114.9	0.411	0.6410	9.00	1.483	29.52	574.94	37.94	19,863	1,079,890	1.11	3.3818
3/10/20 11:34	1.50	115.8	0.426	0.6527	8.31	1.443	29.52	575.81	38.65	20,239	1,098,638	1.04	3.3992
3/10/20 11:35	1.50	114.8	0.419	0.6475	8.52	1.422	29.52	574.76	38.31	20,058	1,090,785	1.06	3.4169
3/10/20 11:36	1.50	113.0	0.383	0.6188	8.78	1.432	29.52	572.97	36.56	19,140	1,044,129	1.05	3.4343
3/10/20 11:37	1.50	113.0	0.426	0.6528	8.77	1.445	29.52	573.00	38.57	20,194	1,101,589	1.10	3.4527
3/10/20 11:38	1.50	112.9	0.408	0.6389	8.72	1.432	29.52	572.89	37.74	19,761	1,078,154	1.07	3.4706
3/10/20 11:39	1.50	113.3	0.418	0.6463	8.51	1.434	29.52	573.30	38.19	19,997	1,090,237	1.06	3.4883
3/10/20 11:40	1.50	112.3	0.401	0.6336	8.90	1.421	29.52	572.32	37.41	19,585	1,069,646	1.09	3.5065
3/10/20 11:41	1.50	110.8	0.399	0.6317	9.01	1.436	29.52	570.77	37.25	19,503	1,068,055	1.10	3.5248
3/10/20 11:42	1.50	111.0	0.397	0.6298	8.96	1.439	29.52	571.03	37.15	19,449	1,064,597	1.09	3.5430
3/10/20 11:43	1.50	112.2	0.411	0.6410	9.06	1.429	29.52	572.17	37.84	19,814	1,082,382	1.12	3.5617
3/10/20 11:44	1.50	113.3	0.405	0.6364	8.50	1.453	29.52	573.34	37.61	19,692	1,073,538	1.04	3.5791
3/10/20 11:45	1.50	115.3	0.441	0.6642	8.29	1.459	29.52	575.26	39.32	20,585	1,118,502	1.06	3.5967
3/10/20 11:46	1.50	115.1	0.404	0.6354	8.29	1.433	29.52	575.11	37.60	19,690	1,070,123	1.01	3.6136
3/10/20 11:47	1.50	115.2	0.394	0.6280	8.45	1.422	29.52	575.22	37.17	19,463	1,057,599	1.02	3.6306
3/10/20 11:48	1.50	115.1	0.411	0.6411	8.88	1.404	29.52	575.05	37.94	19,865	1,079,748	1.10	3.6489
3/10/20 11:49	1.50	113.9	0.425	0.6522	8.55	1.375	29.52	573.88	38.56	20,188	1,099,565	1.08	3.6668
3/10/20 11:50	1.50	112.0	0.417	0.6454	8.86	1.406	29.52	571.96	38.09	19,944	1,089,889	1.10	3.6852
3/10/20 11:51	1.50	109.7	0.433	0.6579	9.38	1.469	29.52	569.66	38.75	20,292	1,113,384	1.19	3.7051
3/10/20 11:52	1.50	109.5	0.429	0.6548	9.13	1.508	29.52	569.49	38.57	20,196	1,108,478	1.16	3.7244
3/10/20 11:53	1.50	108.8	0.399	0.6316	9.18	1.513	29.52	568.78	37.18	19,467	1,069,807	1.12	3.7431
3/10/20 11:54	1.50	107.5	0.413	0.6430	9.35	1.510	29.52	567.51	37.81	19,796	1,090,291	1.17	3.7626
3/10/20 11:55	1.50	108.9	0.426	0.6524	9.35	1.531	29.52	568.95	38.41	20,112	1,104,906	1.18	3.7823
3/10/20 11:56	1.50	109.5	0.389	0.6233	9.52	1.511	29.52	569.48	36.71	19,224	1,055,117	1.15	3.8014
3/10/20 11:57	1.50	110.5	0.439	0.6625	9.28	1.492	29.52	570.52	39.06	20,450	1,120,407	1.19	3.8212
3/10/20 11:58	1.50	111.0	0.416	0.6449	8.85	1.481	29.52	570.98	38.03	19,915	1,090,195	1.10	3.8396
3/10/20 11:59	1.50	110.1	0.411	0.6409	8.49	1.495	29.52	570.15	37.77	19,776	1,084,176	1.05	3.8572
3/10/20 12:00	1.50	109.6	0.441	0.6642	9.02	1.483	29.52	569.56	39.12	20,484	1,124,142	1.16	3.8765
3/10/20 12:01	1.50	109.1	0.378	0.6150	8.79	1.470	29.52	569.06	36.21	18,959	1,041,337	1.05	3.8939
3/10/20 12:02	1.50	109.6	0.380	0.6161	8.92	1.463	29.52	569.64	36.29	19,003	1,042,719	1.06	3.9117
3/10/20 12:03	1.50	109.8	0.432	0.6573	8.68	1.462	29.52	569.84	38.73	20,278	1,112,291	1.10	3.9301
3/10/20 12:04	1.50	109.5	0.426	0.6526	8.45	1.475	29.52	569.50	38.44	20,127	1,104,639	1.07	3.9478
3/10/20 12:05	1.50	109.6	0.419	0.6475	8.46	1.490	29.52	569.55	38.14	19,972	1,096,030	1.06	3.9655
3/10/20 12:06	1.50	109.7	0.388	0.6230	8.65	1.496	29.52	569.73	36.70	19,217	1,054,314	1.04	3.9829
3/10/20 12:07	1.50	110.2	0.407	0.6380	8.42	1.499	29.52	570.23	37.61	19,691	1,079,344	1.04	4.0002
3/10/20 12:08	1.50	110.3	0.438	0.6614	7.98	1.513	29.52	570.30	38.99	20,415	1,118,882	1.02	4.0172
3/10/20 12:09	1.50	110.1	0.422	0.6498	8.09	1.526	29.52	570.09	38.30	20,054	1,099,501	1.02	4.0342
3/10/20 12:10	1.50	109.5	0.412	0.6415	8.19	1.563	29.52	569.48	37.79	19,786	1,086,007	1.02	4.0512
3/10/20 12:11	1.50	109.2	0.450	0.6706	9.15	1.589	29.52	569.18	39.50	20,680	1,135,648	1.19	4.0710
3/10/20 12:12	1.50	107.9	0.388	0.6230	9.29	1.574	29.52	567.89	36.65	19,189	1,056,169	1.12	4.0897
3/10/20 12:13	1.50	109.1	0.410	0.6399	9.08	1.552	29.52	569.09	37.68	19,731	1,083,712	1.13	4.1084
3/10/20 12:14	1.50	109.5	0.392	0.6263	9.20	1.491	29.52	569.45	36.89	19,316	1,060,251	1.11	4.1270
3/10/20 12:15	1.50	109.5	0.433	0.6576	9.30	1.481	29.52	569.53	38.74	20,283	1,113,149	1.18	4.1467
3/10/20 12:16	1.50	109.9	0.468	0.6843	9.03	1.484	29.52	569.93	40.32	21,113	1,157,909	1.20	4.1666
3/10/20 12:17	1.50	110.5	0.386	0.6211	9.33	1.476	29.52	570.46	36.62	19,172	1,050,471	1.12	4.1853
3/10/20 12:18	1.50	111.2	0.435	0.6596	9.09	1.470	29.52	571.20	38.91	20,373	1,114,837	1.16	4.2047
3/10/20 12:19	1.50	110.8	0.405	0.6362	8.54	1.474	29.52	570.81	37.52	19,644	1,075,692	1.05	4.2222
3/10/20 12:20	1.50	111.5	0.410	0.6403	8.84	1.498	29.52	571.46	37.78	19,782	1,082,012	1.09	4.2404

Emission Calculations

Client: Medline
Location: Waukegan, IL
Source: Inlet #3
Date: 3/10/2020

As: 8.7266 sqft
Cp: 0.84
Barometric: 29.41 in Hg
O2: 20.9 % vol
CO2: 0.0 % vol

Clock Time	Static (in H2O)	TC (Deg F)	Raw DP (in H2O)	SQRT DP (in H2O)	EO (ppm v)	Water (% vol)	Ps (in Hg)	Ts (deg R)	Vs (fps)	Qact (acfm)	Qstd (scfh)	EO Em (lb/hr)	EO Total (lbs)
3/10/20 12:21	1.50	111.9	0.410	0.6405	9.02	1.468	29.52	571.92	37.81	19,796	1,081,912	1.12	4.2590
3/10/20 12:22	1.50	110.9	0.407	0.6377	9.36	1.446	29.52	570.93	37.60	19,689	1,077,909	1.15	4.2782
3/10/20 12:23	1.50	111.6	0.421	0.6490	8.99	1.414	29.52	571.64	38.29	20,051	1,096,343	1.13	4.2970
3/10/20 12:24	1.50	112.2	0.399	0.6319	8.76	1.369	29.52	572.25	37.30	19,531	1,066,807	1.07	4.3148
3/10/20 12:25	1.50	113.2	0.408	0.6387	8.64	1.360	29.52	573.25	37.73	19,757	1,077,271	1.06	4.3326
3/10/20 12:26	1.50	114.7	0.401	0.6334	8.36	1.341	29.52	574.67	37.47	19,618	1,067,030	1.02	4.3496
3/10/20 12:27	1.50	116.2	0.372	0.6097	8.40	1.312	29.52	576.18	36.11	18,907	1,025,642	0.98	4.3660
3/10/20 12:28	1.50	115.6	0.436	0.6599	8.10	1.296	29.52	575.58	39.06	20,454	1,110,730	1.03	4.3831
3/10/20 12:29	1.50	113.7	0.367	0.6057	7.74	1.315	29.52	573.70	35.80	18,744	1,021,209	0.90	4.3982
3/10/20 12:30	1.50	113.7	0.415	0.6439	8.03	1.348	29.52	573.74	38.06	19,927	1,085,591	1.00	4.4148
3/10/20 12:31	1.50	112.8	0.434	0.6587	8.27	1.354	29.52	572.79	38.90	20,369	1,111,503	1.05	4.4323
3/10/20 12:32	1.50	113.9	0.437	0.6611	8.51	1.371	29.52	573.91	39.08	20,462	1,114,420	1.08	4.4504
3/10/20 12:33	1.50	114.1	0.415	0.6444	8.95	1.341	29.52	574.13	38.10	19,950	1,086,130	1.11	4.4689
3/10/20 12:34	1.50	114.6	0.423	0.6505	8.64	1.343	29.52	574.56	38.48	20,147	1,096,005	1.08	4.4870
3/10/20 12:35	1.50	114.6	0.464	0.6814	8.38	1.334	29.52	574.61	40.30	21,103	1,147,916	1.10	4.5053
3/10/20 12:36	1.50	115.6	0.441	0.6642	8.37	1.340	29.52	575.57	39.32	20,589	1,118,076	1.07	4.5231
3/10/20 12:37	1.50	117.4	0.453	0.6729	8.53	1.347	29.52	577.43	39.90	20,891	1,130,870	1.10	4.5415
3/10/20 12:38	1.50	117.8	0.450	0.6711	8.82	1.309	29.52	577.77	39.80	20,841	1,127,453	1.14	4.5605
3/10/20 12:39	1.50	118.7	0.380	0.6165	8.88	1.312	29.52	578.67	36.59	19,160	1,034,933	1.05	4.5780
3/10/20 12:40	1.50	118.6	0.417	0.6460	8.60	1.318	29.52	578.56	38.34	20,074	1,084,512	1.07	4.5958
3/10/20 12:41	1.50	118.1	0.400	0.6322	8.56	1.318	29.52	578.07	37.51	19,638	1,061,849	1.04	4.6131
3/10/20 12:42	1.50	118.6	0.400	0.6323	8.52	1.312	29.52	578.64	37.53	19,650	1,061,442	1.03	4.6303
3/10/20 12:43	1.50	119.2	0.415	0.6438	8.44	1.306	29.52	579.23	38.23	20,018	1,080,224	1.04	4.6477
3/10/20 12:44	1.50	119.9	0.408	0.6386	8.54	1.311	29.52	579.87	37.94	19,867	1,070,875	1.05	4.6651
3/10/20 12:45	1.50	121.8	0.471	0.6861	8.29	1.309	29.52	581.84	40.84	21,382	1,148,665	1.09	4.6832
3/10/20 12:46	1.50	122.8	0.419	0.6469	7.75	1.310	29.52	582.80	38.53	20,176	1,082,097	0.96	4.6992
3/10/20 12:47	1.50	123.6	0.427	0.6536	7.29	1.327	29.52	583.57	38.96	20,399	1,092,604	0.91	4.7144
3/10/20 12:48	1.50	125.3	0.435	0.6598	7.43	1.317	29.52	585.32	39.39	20,622	1,101,242	0.94	4.7300
3/10/20 12:49	1.50	124.5	0.407	0.6378	7.81	1.314	29.52	584.46	38.05	19,921	1,065,355	0.95	4.7458
3/10/20 12:50	1.50	123.8	0.405	0.6364	7.97	1.307	29.52	583.83	37.94	19,866	1,063,559	0.97	4.7620
3/10/20 12:51	1.50	125.2	0.413	0.6429	7.89	1.312	29.52	585.15	38.37	20,091	1,073,194	0.97	4.7781
3/10/20 12:52	1.50	127.8	0.412	0.6419	8.09	1.325	29.52	587.76	38.40	20,105	1,069,156	0.99	4.7946
3/10/20 12:53	1.50	129.0	0.452	0.6726	8.01	1.309	29.52	589.03	40.28	21,089	1,119,103	1.02	4.8117
3/10/20 12:54	1.50	130.7	0.429	0.6546	8.22	1.293	29.52	590.67	39.25	20,553	1,087,600	1.02	4.8287
3/10/20 12:55	1.50	133.0	0.456	0.6749	8.09	1.284	29.52	593.00	40.55	21,232	1,119,114	1.03	4.8460
3/10/20 12:56	1.50	135.1	0.436	0.6599	7.71	1.267	29.52	595.06	39.72	20,796	1,092,337	0.96	4.8620
3/10/20 12:57	1.50	136.7	0.358	0.5982	7.08	1.261	29.52	596.68	36.05	18,875	988,752	0.80	4.8754
3/10/20 12:58	1.50	136.8	0.405	0.6362	6.79	1.253	29.52	596.85	38.35	20,079	1,051,531	0.82	4.8890
3/10/20 12:59	1.50	135.5	0.445	0.6668	6.97	1.238	29.52	595.49	40.14	21,018	1,103,236	0.88	4.9036
3/10/20 13:00	1.50	134.9	0.418	0.6468	6.99	1.242	29.52	594.87	38.92	20,379	1,070,797	0.86	4.9179
3/10/20 13:01	1.50	133.9	0.422	0.6495	7.27	1.240	29.52	593.93	39.05	20,445	1,075,989	0.89	4.9328
3/10/20 13:02	1.50	133.5	0.415	0.6440	7.20	1.244	29.52	593.52	38.71	20,266	1,067,270	0.88	4.9475
3/10/20 13:03	1.50	133.7	0.425	0.6520	7.14	1.236	29.52	593.65	39.19	20,520	1,080,434	0.88	4.9621
3/10/20 13:04	1.50	133.9	0.439	0.6623	7.29	1.233	29.52	593.93	39.82	20,848	1,097,190	0.91	4.9774
3/10/20 13:05	1.50	132.8	0.464	0.6815	7.20	1.214	29.52	592.79	40.93	21,431	1,130,049	0.93	4.9929
3/10/20 13:06	1.50	133.8	0.371	0.6087	7.38	1.215	29.52	593.78	36.59	19,159	1,008,518	0.85	5.0071
3/10/20 13:07	1.50	133.9	0.374	0.6113	7.35	1.210	29.52	593.95	36.75	19,244	1,012,709	0.85	5.0213
3/10/20 13:08	1.50	134.7	0.452	0.6722	7.03	1.208	29.52	594.70	40.44	21,173	1,112,809	0.89	5.0362

Emission Calculations

Client: Medline
Location: Waukegan, IL
Source: Inlet #3
Date: 3/10/2020

As: 8.7266 sqft
Cp: 0.84
Barometric: 29.41 in Hg
O2: 20.9 % vol
CO2: 0.0 % vol

Clock Time	Static (in H2O)	TC (Deg F)	Raw DP (in H2O)	SQRT DP (in H2O)	EO (ppm v)	Water (% vol)	Ps (in Hg)	Ts (deg R)	Vs (fps)	Qact (acfm)	Qstd (scfh)	EO Em (lb/hr)	EO Total (lbs)
3/10/20 13:09	1.50	135.1	0.399	0.6313	6.40	1.206	29.52	595.12	37.99	19,894	1,044,864	0.76	5.0489
3/10/20 13:10	1.50	133.0	0.401	0.6331	6.29	1.200	29.52	593.03	38.03	19,914	1,049,575	0.76	5.0615
3/10/20 13:11	1.50	131.9	0.421	0.6492	6.88	1.205	29.52	591.93	38.96	20,400	1,077,218	0.85	5.0756
3/10/20 13:12	1.50	132.6	0.411	0.6412	7.31	1.204	29.52	592.63	38.51	20,161	1,063,341	0.89	5.0904
3/10/20 13:13	1.50	133.7	0.431	0.6567	6.86	1.199	29.52	593.75	39.47	20,667	1,087,995	0.85	5.1047
3/10/20 13:14	1.50	133.6	0.384	0.6196	6.60	1.198	29.52	593.57	37.24	19,498	1,026,741	0.77	5.1176
3/10/20 13:15	1.50	133.4	0.401	0.6334	6.57	1.196	29.52	593.45	38.06	19,930	1,049,724	0.79	5.1307
3/10/20 13:16	1.50	131.6	0.411	0.6412	6.48	1.200	29.52	591.59	38.48	20,146	1,064,404	0.79	5.1439
3/10/20 13:17	1.50	129.8	0.382	0.6180	6.47	1.198	29.52	589.83	37.02	19,386	1,027,301	0.76	5.1565
3/10/20 13:18	1.50	130.2	0.421	0.6491	6.87	1.204	29.52	590.18	38.90	20,367	1,078,688	0.85	5.1707
3/10/20 13:19	1.50	129.9	0.436	0.6606	6.59	1.198	29.52	589.94	39.58	20,725	1,098,063	0.83	5.1844
3/10/20 13:20	1.50	130.1	0.423	0.6504	6.23	1.197	29.52	590.05	38.97	20,406	1,080,965	0.77	5.1973
3/10/20 13:21	1.50	128.2	0.408	0.6386	5.87	1.198	29.52	588.17	38.21	20,004	1,063,061	0.71	5.2092
3/10/20 13:22	1.50	128.0	0.421	0.6487	6.37	1.181	29.52	588.05	38.80	20,318	1,079,954	0.79	5.2223
3/10/20 13:23	1.50	127.2	0.374	0.6111	5.40	1.096	29.52	587.24	36.53	19,125	1,017,989	0.63	5.2328
3/10/20 13:24	1.50	128.1	0.370	0.6084	5.34	1.093	29.52	588.06	36.39	19,051	1,012,628	0.62	5.2431
3/10/20 13:25	1.50	129.9	0.384	0.6198	5.19	1.094	29.52	589.86	37.13	19,441	1,030,164	0.61	5.2532
3/10/20 13:26	1.50	131.7	0.367	0.6061	5.39	1.082	29.52	591.70	36.36	19,037	1,005,662	0.62	5.2636
3/10/20 13:27	1.50	133.4	0.379	0.6152	5.54	1.078	29.52	593.45	36.96	19,354	1,019,367	0.65	5.2743
3/10/20 13:28	1.50	133.7	0.435	0.6597	5.69	1.084	29.52	593.69	39.64	20,757	1,092,845	0.71	5.2862
3/10/20 13:29	1.50	134.4	0.430	0.6560	4.99	1.090	29.52	594.38	39.45	20,655	1,086,186	0.62	5.2965
3/10/20 13:30	1.50	134.4	0.424	0.6509	5.28	1.090	29.52	594.43	39.14	20,494	1,077,653	0.65	5.3073
3/10/20 13:31	1.50	133.6	0.420	0.6481	5.03	1.084	29.52	593.60	38.94	20,390	1,073,672	0.62	5.3176
3/10/20 13:32	1.50	134.3	0.451	0.6713	5.49	1.078	29.52	594.33	40.36	21,135	1,111,527	0.70	5.3293
3/10/20 13:33	1.50	136.1	0.417	0.6455	5.92	1.075	29.52	596.06	38.87	20,352	1,067,214	0.72	5.3413
3/10/20 13:34	1.50	136.5	0.436	0.6602	5.81	1.073	29.52	596.47	39.76	20,820	1,091,024	0.73	5.3534
3/10/20 13:35	1.50	136.0	0.470	0.6852	5.72	1.073	29.52	596.05	41.26	21,602	1,132,824	0.74	5.3657
3/10/20 13:36	1.50	137.0	0.434	0.6585	5.98	1.070	29.52	596.98	39.68	20,776	1,087,793	0.74	5.3781
3/10/20 13:37	1.50	138.1	0.420	0.6480	6.23	1.061	29.52	598.06	39.08	20,463	1,069,484	0.76	5.3908
3/10/20 13:38	1.50	139.1	0.427	0.6536	5.94	1.068	29.52	599.12	39.46	20,659	1,077,803	0.73	5.4030
3/10/20 13:39	1.50	139.5	0.410	0.6400	5.65	1.066	29.52	599.49	38.65	20,235	1,055,035	0.68	5.4144
3/10/20 13:40	1.50	138.7	0.413	0.6423	5.59	1.071	29.52	598.69	38.76	20,296	1,059,612	0.68	5.4257
3/10/20 13:41	1.50	137.6	0.386	0.6212	5.75	1.072	29.52	597.61	37.45	19,610	1,025,678	0.67	5.4369
3/10/20 13:42	1.50	138.6	0.404	0.6355	6.37	1.062	29.52	598.59	38.35	20,079	1,048,448	0.76	5.4497
3/10/20 13:43	1.50	140.8	0.406	0.6369	6.42	1.058	29.52	600.81	38.50	20,158	1,048,701	0.77	5.4625
3/10/20 13:44	1.50	140.5	0.461	0.6787	6.44	1.040	29.52	600.53	41.02	21,475	1,117,770	0.82	5.4762
3/10/20 13:45	1.50	140.2	0.400	0.6321	6.26	1.056	29.52	600.16	38.19	19,995	1,041,349	0.75	5.4887
3/10/20 13:46	1.50	140.4	0.380	0.6168	6.53	1.049	29.52	600.38	37.27	19,514	1,015,948	0.76	5.5013
3/10/20 13:47	1.50	140.7	0.408	0.6384	6.66	1.031	29.52	600.75	38.59	20,203	1,051,157	0.80	5.5146
3/10/20 13:48	1.50	143.3	0.422	0.6494	6.38	1.040	29.52	603.27	39.33	20,595	1,067,095	0.78	5.5276
3/10/20 13:49	1.50	145.5	0.428	0.6541	6.21	1.039	29.52	605.50	39.70	20,784	1,072,932	0.76	5.5403
3/10/20 13:50	1.50	146.0	0.442	0.6645	5.69	1.033	29.52	605.97	40.34	21,120	1,089,415	0.71	5.5521
3/10/20 13:51	1.50	145.6	0.385	0.6207	5.86	1.023	29.52	605.63	37.67	19,724	1,017,979	0.68	5.5635
3/10/20 13:52	1.50	145.6	0.466	0.6823	6.41	1.015	29.52	605.59	41.41	21,682	1,119,059	0.82	5.5772
3/10/20 13:53	1.50	144.6	0.431	0.6561	6.64	1.031	29.52	604.61	39.79	20,832	1,076,964	0.82	5.5908
3/10/20 13:54	1.50	142.5	0.400	0.6325	6.46	1.023	29.52	602.46	38.29	20,047	1,040,072	0.77	5.6036
3/10/20 13:55	1.50	142.0	0.393	0.6267	6.06	1.028	29.52	602.03	37.92	19,856	1,030,922	0.71	5.6155
3/10/20 13:56	1.50	141.9	0.415	0.6443	6.37	1.035	29.52	601.87	38.98	20,410	1,059,936	0.77	5.6283

Emission Calculations

Client: Medline
Location: Waukegan, IL
Source: Inlet #3
Date: 3/10/2020

As: 8.7266 sqft
Cp: 0.84
Barometric: 29.41 in Hg
O2: 20.9 % vol
CO2: 0.0 % vol

Clock Time	Static (in H2O)	TC (Deg F)	Raw DP (in H2O)	SQRT DP (in H2O)	EO (ppm v)	Water (% vol)	Ps (in Hg)	Ts (deg R)	Vs (fps)	Qact (acfm)	Qstd (scfh)	EO Em (lb/hr)	EO Total (lbs)
3/10/20 13:57	1.50	141.7	0.381	0.6173	6.44	1.031	29.52	601.71	37.34	19,553	1,015,726	0.75	5.6408
3/10/20 13:58	1.50	142.8	0.404	0.6359	7.03	1.019	29.52	602.76	38.50	20,159	1,045,380	0.84	5.6548
3/10/20 13:59	1.50	143.9	0.437	0.6613	7.22	1.038	29.52	603.89	40.08	20,984	1,086,097	0.90	5.6698
3/10/20 14:00	1.50	144.3	0.428	0.6543	6.93	1.040	29.52	604.33	39.67	20,769	1,074,220	0.85	5.6840
3/10/20 14:01	1.50	144.9	0.451	0.6716	6.93	1.050	29.52	604.90	40.74	21,330	1,102,199	0.87	5.6985
3/10/20 14:02	1.50	143.8	0.387	0.6223	7.36	1.045	29.52	603.84	37.71	19,747	1,022,171	0.86	5.7128
3/10/20 14:03	1.50	143.4	0.467	0.6832	7.63	1.053	29.52	603.36	41.38	21,669	1,122,537	0.98	5.7292
3/10/20 14:04	1.50	142.5	0.396	0.6294	8.00	1.053	29.52	602.54	38.10	19,952	1,034,977	0.95	5.7449
3/10/20 14:05	1.50	140.8	0.414	0.6432	8.21	1.053	29.52	600.81	38.88	20,358	1,059,115	0.99	5.7615
3/10/20 14:06	1.50	141.4	0.438	0.6620	8.10	1.064	29.52	601.41	40.04	20,963	1,089,503	1.01	5.7783
3/10/20 14:07	1.50	141.7	0.412	0.6417	8.48	1.044	29.52	601.71	38.82	20,326	1,055,872	1.02	5.7954
3/10/20 14:08	1.50	141.7	0.403	0.6348	8.42	1.043	29.52	601.67	38.40	20,107	1,044,559	1.01	5.8122
3/10/20 14:09	1.50	141.8	0.394	0.6276	8.55	1.045	29.52	601.76	37.97	19,880	1,032,631	1.01	5.8290
3/10/20 14:10	1.50	142.6	0.418	0.6464	9.11	1.039	29.52	602.56	39.13	20,488	1,062,777	1.11	5.8474
3/10/20 14:11	1.50	144.6	0.422	0.6495	9.94	1.038	29.52	604.60	39.38	20,621	1,066,042	1.21	5.8676
3/10/20 14:12	1.50	146.1	0.441	0.6643	9.81	1.029	29.52	606.09	40.33	21,117	1,089,045	1.22	5.8880
3/10/20 14:13	1.50	147.0	0.409	0.6392	9.16	1.034	29.52	607.05	38.84	20,336	1,047,104	1.10	5.9063
3/10/20 14:14	1.50	147.8	0.408	0.6387	9.53	1.034	29.52	607.76	38.83	20,333	1,045,723	1.14	5.9253
3/10/20 14:15	1.50	146.5	0.387	0.6223	10.61	1.039	29.52	606.52	37.79	19,788	1,019,773	1.24	5.9459
3/10/20 14:16	1.50	146.7	0.374	0.6113	10.94	1.039	29.52	606.72	37.13	19,443	1,001,666	1.25	5.9667
3/10/20 14:17	1.50	146.7	0.343	0.5856	11.36	1.060	29.52	606.73	35.57	18,626	959,537	1.25	5.9875
3/10/20 14:18	1.50	147.3	0.435	0.6592	12.31	1.052	29.52	607.34	40.06	20,977	1,079,560	1.52	6.0128
3/10/20 14:19	1.50	147.9	0.416	0.6450	13.54	1.047	29.52	607.91	39.22	20,535	1,055,819	1.63	6.0401
3/10/20 14:20	1.50	147.0	0.441	0.6639	14.96	1.034	29.52	606.96	40.34	21,121	1,087,666	1.86	6.0711
3/10/20 14:21	1.50	147.0	0.410	0.6405	16.53	1.034	29.52	607.03	38.92	20,378	1,049,296	1.98	6.1041
3/10/20 14:22	1.50	146.4	0.447	0.6684	15.86	1.041	29.52	606.40	40.59	21,252	1,095,433	1.99	6.1372
3/10/20 14:23	1.50	146.5	0.414	0.6431	16.18	1.041	29.52	606.51	39.06	20,451	1,053,973	1.95	6.1697
3/10/20 14:24	1.50	145.6	0.435	0.6596	17.25	1.035	29.52	605.60	40.03	20,960	1,081,819	2.13	6.2053
3/10/20 14:25	1.50	145.8	0.376	0.6132	17.56	1.036	29.52	605.77	37.22	19,488	1,005,530	2.02	6.2390
3/10/20 14:26	1.50	146.1	0.387	0.6219	18.36	1.052	29.52	606.09	37.76	19,771	1,019,624	2.14	6.2746
3/10/20 14:27	1.50	146.1	0.398	0.6312	20.41	1.048	29.52	606.10	38.32	20,066	1,034,785	2.42	6.3149
3/10/20 14:28	1.50	146.1	0.439	0.6624	18.81	1.050	29.52	606.11	40.22	21,059	1,085,985	2.34	6.3538
3/10/20 14:29	1.50	147.7	0.396	0.6294	18.41	1.050	29.52	607.68	38.26	20,034	1,030,461	2.17	6.3900
3/10/20 14:30	1.50	148.1	0.450	0.6710	19.28	1.034	29.52	608.14	40.81	21,366	1,098,125	2.42	6.4303
3/10/20 14:31	1.50	147.0	0.405	0.6361	19.91	1.042	29.52	606.95	38.65	20,235	1,042,065	2.37	6.4698
3/10/20 14:32	1.50	145.5	0.406	0.6373	20.39	1.038	29.52	605.49	38.67	20,248	1,045,249	2.44	6.5105
3/10/20 14:33	1.50	144.7	0.419	0.6474	19.99	1.047	29.52	604.68	39.26	20,556	1,062,577	2.43	6.5509
3/10/20 14:34	1.50	144.3	0.435	0.6594	20.13	1.038	29.52	604.34	39.98	20,931	1,082,576	2.49	6.5925
3/10/20 14:35	1.50	145.7	0.423	0.6505	20.23	1.041	29.52	605.69	39.48	20,673	1,066,857	2.47	6.6336
3/10/20 14:36	1.50	147.9	0.443	0.6657	20.51	1.041	29.52	607.89	40.48	21,195	1,089,797	2.56	6.6762
3/10/20 14:37	1.50	148.3	0.399	0.6320	21.87	1.034	29.52	608.31	38.44	20,127	1,034,173	2.59	6.7193
3/10/20 14:38	1.50	149.4	0.418	0.6462	23.03	1.053	29.52	609.41	39.34	20,600	1,056,558	2.78	6.7656
3/10/20 14:39	1.50	149.4	0.416	0.6449	23.49	1.052	29.52	609.42	39.26	20,558	1,054,398	2.83	6.8129
3/10/20 14:40	1.50	148.6	0.453	0.6728	24.62	1.035	29.52	608.63	40.93	21,431	1,100,612	3.10	6.8645
3/10/20 14:41	1.50	147.0	0.374	0.6116	25.57	1.032	29.52	607.04	37.16	19,458	1,001,930	2.93	6.9133
3/10/20 14:42	1.50	145.9	0.450	0.6709	26.22	1.045	29.52	605.90	40.73	21,324	1,100,055	3.30	6.9683
3/10/20 14:43	1.50	147.4	0.423	0.6505	27.05	1.037	29.52	607.38	39.53	20,700	1,065,242	3.30	7.0232
3/10/20 14:44	1.50	148.9	0.413	0.6429	28.60	1.035	29.52	608.86	39.12	20,483	1,051,546	3.44	7.0805

Emission Calculations

Client: Medline
Location: Waukegan, IL
Source: Inlet #3
Date: 3/10/2020

As: 8.7266 sqft
Cp: 0.84
Barometric: 29.41 in Hg
O2: 20.9 % vol
CO2: 0.0 % vol

Clock Time	Static (in H2O)	TC (Deg F)	Raw DP (in H2O)	SQRT DP (in H2O)	EO (ppm v)	Water (% vol)	Ps (in Hg)	Ts (deg R)	Vs (fps)	Qact (acfm)	Qstd (scfh)	EO Em (lb/hr)	EO Total (lbs)
3/10/20 14:45	1.50	149.1	0.433	0.6576	29.12	1.038	29.52	609.13	40.03	20,958	1,075,462	3.58	7.1402
3/10/20 14:46	1.50	149.5	0.466	0.6828	30.02	1.038	29.52	609.54	41.57	21,767	1,116,194	3.83	7.2041
3/10/20 14:47	1.50	149.6	0.428	0.6543	30.49	1.038	29.52	609.59	39.84	20,860	1,069,569	3.73	7.2662
3/10/20 14:48	1.50	149.2	0.402	0.6337	31.01	1.047	29.52	609.24	38.58	20,198	1,036,253	3.67	7.3274
3/10/20 14:49	1.50	149.6	0.368	0.6065	32.10	1.042	29.52	609.56	36.93	19,334	991,422	3.64	7.3881
3/10/20 14:50	1.50	152.1	0.409	0.6397	32.67	1.044	29.52	612.09	39.03	20,436	1,043,571	3.90	7.4531
3/10/20 14:51	1.50	153.6	0.390	0.6243	31.90	1.025	29.52	613.58	38.13	19,966	1,017,129	3.71	7.5149
3/10/20 14:52	1.50	152.6	0.387	0.6220	33.08	1.018	29.52	612.62	37.97	19,879	1,014,249	3.84	7.5788
3/10/20 14:53	1.50	150.7	0.395	0.6283	32.93	1.024	29.52	610.69	38.29	20,049	1,026,175	3.86	7.6432
3/10/20 14:54	1.50	149.8	0.454	0.6739	32.82	1.024	29.52	609.79	41.04	21,489	1,101,484	4.13	7.7121
3/10/20 14:55	1.50	150.1	0.422	0.6495	34.14	1.037	29.52	610.09	39.56	20,714	1,061,238	4.14	7.7812
3/10/20 14:56	1.50	150.7	0.470	0.6857	34.28	1.035	29.52	610.69	41.79	21,881	1,119,916	4.39	7.8543
3/10/20 14:57	1.50	151.6	0.411	0.6413	34.51	1.032	29.52	611.60	39.11	20,479	1,046,640	4.13	7.9231
3/10/20 14:58	1.50	152.6	0.391	0.6251	34.99	1.026	29.52	612.64	38.16	19,979	1,019,344	4.08	7.9911
3/10/20 14:59	1.50	152.1	0.454	0.6736	35.55	1.036	29.52	612.07	41.10	21,520	1,098,971	4.47	8.0656
3/10/20 15:00	1.50	151.3	0.395	0.6284	36.39	1.029	29.52	611.29	38.32	20,062	1,025,812	4.27	8.1367
3/10/20 15:01	1.50	151.4	0.434	0.6588	37.96	1.024	29.52	611.41	40.17	21,034	1,075,280	4.67	8.2145
3/10/20 15:02	1.50	152.4	0.428	0.6538	37.28	1.031	29.52	612.44	39.90	20,893	1,066,315	4.55	8.2902
3/10/20 15:03	1.50	153.9	0.361	0.6006	37.76	1.030	29.52	613.90	36.70	19,214	978,303	4.22	8.3606
3/10/20 15:04	1.50	153.7	0.439	0.6626	37.01	1.041	29.52	613.68	40.48	21,197	1,079,617	4.57	8.4368
3/10/20 15:05	1.50	153.5	0.426	0.6528	37.38	1.032	29.52	613.49	39.88	20,879	1,063,787	4.55	8.5125
3/10/20 15:06	1.50	152.2	0.368	0.6065	37.40	1.026	29.52	612.24	37.01	19,376	989,219	4.23	8.5830
3/10/20 15:07	1.50	152.6	0.407	0.6383	37.40	1.030	29.52	612.64	38.96	20,399	1,040,774	4.45	8.6572
3/10/20 15:08	1.50	152.3	0.416	0.6451	37.52	1.028	29.52	612.32	39.36	20,611	1,052,106	4.51	8.7324
3/10/20 15:09	1.50	152.6	0.426	0.6530	38.15	1.027	29.52	612.58	39.86	20,869	1,064,812	4.65	8.8098
3/10/20 15:10	1.50	152.8	0.445	0.6672	35.31	1.025	29.52	612.85	40.73	21,326	1,087,673	4.39	8.8830
3/10/20 15:11	1.50	153.0	0.474	0.6886	35.78	1.018	29.52	613.04	42.05	22,015	1,122,468	4.59	8.9596
3/10/20 15:12	1.50	153.1	0.432	0.6569	36.26	1.011	29.52	613.05	40.11	21,000	1,070,717	4.44	9.0335
3/10/20 15:13	1.50	154.6	0.369	0.6077	36.16	1.019	29.52	614.61	37.15	19,453	989,308	4.09	9.1017
3/10/20 15:14	1.50	155.9	0.398	0.6308	34.30	1.019	29.52	615.87	38.60	20,213	1,025,850	4.02	9.1688
3/10/20 15:15	1.50	155.2	0.394	0.6275	33.46	1.020	29.52	615.21	38.38	20,095	1,020,970	3.91	9.2339
3/10/20 15:16	1.50	153.9	0.427	0.6535	33.60	1.020	29.52	613.92	39.93	20,908	1,064,510	4.09	9.3020
3/10/20 15:17	1.50	151.5	0.423	0.6505	34.30	1.009	29.52	611.50	39.67	20,769	1,061,584	4.16	9.3714
3/10/20 15:18	1.50	151.4	0.433	0.6578	34.11	1.014	29.52	611.44	40.11	21,002	1,073,627	4.19	9.4412
3/10/20 15:19	1.50	151.1	0.434	0.6589	32.93	1.017	29.52	611.06	40.16	21,030	1,075,699	4.05	9.5087
3/10/20 15:20	1.50	151.5	0.419	0.6476	32.72	1.021	29.52	611.53	39.49	20,679	1,056,935	3.95	9.5746
3/10/20 15:21	1.50	151.3	0.414	0.6436	33.18	1.020	29.52	611.32	39.24	20,546	1,050,542	3.99	9.6411
3/10/20 15:22	1.50	151.2	0.421	0.6486	33.26	1.024	29.52	611.19	39.54	20,705	1,058,867	4.03	9.7082
3/10/20 15:23	1.50	152.5	0.435	0.6594	32.27	1.029	29.52	612.54	40.25	21,073	1,075,290	3.97	9.7743
3/10/20 15:24	1.50	154.0	0.413	0.6423	30.29	1.009	29.52	613.97	39.25	20,551	1,046,219	3.62	9.8347
3/10/20 15:25	1.50	155.2	0.422	0.6495	29.45	1.003	29.52	615.21	39.73	20,802	1,056,868	3.56	9.8940
3/10/20 15:26	1.50	155.0	0.459	0.6773	29.21	0.991	29.52	614.96	41.42	21,687	1,102,312	3.68	9.9554
3/10/20 15:27	1.50	154.4	0.393	0.6266	30.12	0.988	29.52	614.35	38.30	20,052	1,020,193	3.51	10.0139
3/10/20 15:28	1.50	153.4	0.414	0.6432	30.42	0.982	29.52	613.40	39.28	20,567	1,048,045	3.64	10.0747
3/10/20 15:29	1.50	152.6	0.362	0.6019	29.92	0.986	29.52	612.56	36.74	19,234	981,465	3.36	10.1306
3/10/20 15:30	1.50	150.9	0.434	0.6584	29.06	0.985	29.52	610.90	40.13	21,011	1,075,035	3.57	10.1902
3/10/20 15:31	1.50	150.2	0.376	0.6131	28.92	0.992	29.52	610.18	37.35	19,554	1,001,668	3.31	10.2454
3/10/20 15:32	1.50	149.2	0.419	0.6469	28.89	0.986	29.52	609.18	39.37	20,615	1,057,760	3.49	10.3036

Emission Calculations

Client: Medline
Location: Waukegan, IL
Source: Inlet #3
Date: 3/10/2020

As: 8.7266 sqft
Cp: 0.84
Barometric: 29.41 in Hg
O2: 20.9 % vol
CO2: 0.0 % vol

Clock Time	Static (in H2O)	TC (Deg F)	Raw DP (in H2O)	SQRT DP (in H2O)	EO (ppm v)	Water (% vol)	Ps (in Hg)	Ts (deg R)	Vs (fps)	Qact (acfm)	Qstd (scfh)	EO Em (lb/hr)	EO Total (lbs)
3/10/20 15:33	1.50	149.0	0.411	0.6408	29.00	0.982	29.52	609.02	38.99	20,417	1,047,859	3.47	10.3615
3/10/20 15:34	1.50	148.1	0.436	0.6605	28.67	0.964	29.52	608.10	40.16	21,030	1,080,937	3.54	10.4206
3/10/20 15:35	1.50	147.6	0.432	0.6570	26.88	0.969	29.52	607.59	39.94	20,910	1,075,689	3.31	10.4756
3/10/20 15:36	1.50	146.7	0.405	0.6365	26.18	0.949	29.52	606.67	38.65	20,239	1,042,768	3.12	10.5277
3/10/20 15:37	1.50	145.2	0.449	0.6704	25.98	0.955	29.52	605.24	40.67	21,292	1,099,617	3.27	10.5821
3/10/20 15:38	1.50	144.0	0.373	0.6104	26.16	0.963	29.52	603.96	36.99	19,368	1,002,331	3.00	10.6321
3/10/20 15:39	1.50	144.4	0.378	0.6149	26.85	0.973	29.52	604.37	37.27	19,517	1,009,379	3.10	10.6837
3/10/20 15:40	1.50	144.8	0.388	0.6227	26.74	0.984	29.52	604.81	37.76	19,771	1,021,763	3.12	10.7358
3/10/20 15:41	1.50	144.7	0.409	0.6395	26.58	0.990	29.52	604.69	38.78	20,305	1,049,567	3.19	10.7889
3/10/20 15:42	1.50	143.1	0.417	0.6458	26.68	0.975	29.52	603.10	39.10	20,475	1,061,151	3.24	10.8429
3/10/20 15:43	1.50	142.7	0.388	0.6227	27.50	0.971	29.52	602.74	37.69	19,737	1,023,488	3.22	10.8965
3/10/20 15:44	1.50	142.7	0.435	0.6595	26.70	0.980	29.52	602.65	39.93	20,905	1,084,225	3.31	10.9517
3/10/20 15:45	1.50	142.7	0.437	0.6608	26.51	0.984	29.52	602.72	40.01	20,947	1,086,289	3.29	11.0066
3/10/20 15:46	1.50	142.7	0.371	0.6093	26.94	0.987	29.52	602.71	36.88	19,312	1,001,526	3.09	11.0580
3/10/20 15:47	1.50	141.3	0.418	0.6461	27.63	0.980	29.52	601.26	39.07	20,456	1,063,424	3.36	11.1140
3/10/20 15:48	1.50	139.9	0.428	0.6539	27.99	0.970	29.52	599.86	39.49	20,678	1,077,440	3.45	11.1715
3/10/20 15:49	1.50	137.9	0.424	0.6508	27.95	0.981	29.52	597.91	39.24	20,548	1,074,161	3.43	11.2287
3/10/20 15:50	1.50	139.3	0.409	0.6395	27.86	0.973	29.52	599.30	38.61	20,214	1,054,244	3.36	11.2847
3/10/20 15:51	1.50	139.5	0.400	0.6323	27.90	0.967	29.52	599.50	38.17	19,988	1,042,133	3.32	11.3401
3/10/20 15:52	1.50	138.1	0.437	0.6608	28.08	0.976	29.52	598.13	39.85	20,864	1,090,309	3.50	11.3984
3/10/20 15:53	1.50	137.2	0.364	0.6032	28.57	0.984	29.52	597.18	36.35	19,033	996,209	3.25	11.4526
3/10/20 15:54	1.50	137.7	0.412	0.6420	28.70	0.971	29.52	597.66	38.70	20,262	1,059,678	3.48	11.5106
3/10/20 15:55	1.50	139.3	0.375	0.6127	28.63	0.985	29.52	599.27	36.99	19,365	1,010,064	3.31	11.5657
3/10/20 15:56	1.50	140.4	0.416	0.6453	28.12	0.986	29.52	600.43	38.99	20,415	1,062,771	3.42	11.6226
3/10/20 15:57	1.50	141.5	0.414	0.6431	28.18	0.981	29.52	601.49	38.89	20,364	1,058,247	3.41	11.6795
3/10/20 15:58	1.50	140.3	0.373	0.6106	28.39	0.976	29.52	600.25	36.89	19,314	1,005,720	3.26	11.7339
3/10/20 15:59	1.50	139.1	0.443	0.6655	28.44	0.988	29.52	599.11	40.17	21,032	1,097,273	3.57	11.7934
3/10/20 16:00	1.50	138.6	0.410	0.6406	28.80	0.983	29.52	598.63	38.65	20,237	1,056,658	3.48	11.8514
3/10/20 16:01	1.50	139.1	0.408	0.6384	28.85	0.979	29.52	599.12	38.53	20,176	1,052,608	3.47	11.9092
3/10/20 16:02	1.50	139.4	0.438	0.6619	27.59	0.973	29.52	599.43	39.96	20,923	1,090,987	3.44	11.9666
3/10/20 16:03	1.50	138.4	0.441	0.6640	27.51	0.984	29.52	598.42	40.05	20,972	1,095,416	3.45	12.0240
3/10/20 16:04	1.50	137.6	0.374	0.6117	27.03	0.986	29.52	597.56	36.87	19,307	1,009,892	3.12	12.0760
3/10/20 16:05	1.50	136.1	0.418	0.6467	27.62	0.964	29.52	596.07	38.93	20,384	1,068,904	3.38	12.1323
3/10/20 16:06	1.50	135.5	0.406	0.6371	27.35	0.967	29.52	595.51	38.34	20,073	1,053,567	3.29	12.1872
3/10/20 16:07	1.50	136.0	0.384	0.6198	27.42	0.996	29.52	596.00	37.31	19,538	1,024,657	3.21	12.2407
3/10/20 16:08	1.50	136.6	0.415	0.6444	27.69	1.009	29.52	596.59	38.82	20,324	1,064,815	3.37	12.2969
3/10/20 16:09	1.50	136.7	0.444	0.6666	27.12	0.998	29.52	596.72	40.15	21,023	1,101,227	3.41	12.3538
3/10/20 16:10	1.50	136.6	0.393	0.6267	27.07	0.977	29.52	596.63	37.75	19,765	1,035,479	3.21	12.4072
3/10/20 16:11	1.50	137.8	0.441	0.6641	26.78	0.998	29.52	597.78	40.04	20,964	1,096,158	3.36	12.4632
3/10/20 16:12	1.50	138.2	0.429	0.6552	25.94	1.003	29.52	598.15	39.52	20,690	1,081,190	3.21	12.5166
3/10/20 16:13	1.50	137.5	0.405	0.6361	25.40	0.999	29.52	597.54	38.34	20,076	1,050,152	3.05	12.5675
3/10/20 16:14	1.50	137.3	0.343	0.5853	25.50	1.017	29.52	597.26	35.28	18,470	966,605	2.82	12.6144
3/10/20 16:15	1.50	136.2	0.446	0.6678	26.23	1.003	29.52	596.23	40.21	21,055	1,103,790	3.31	12.6696
3/10/20 16:16	1.50	135.2	0.392	0.6263	26.63	0.978	29.52	595.20	37.68	19,729	1,036,063	3.15	12.7222
3/10/20 16:17	1.50	134.3	0.463	0.6801	26.25	0.975	29.52	594.33	40.89	21,408	1,125,885	3.38	12.7785
3/10/20 16:18	1.50	133.4	0.386	0.6214	25.99	0.972	29.52	593.36	37.33	19,544	1,029,553	3.06	12.8295
3/10/20 16:19	1.50	132.0	0.411	0.6411	26.30	0.954	29.52	591.98	38.46	20,138	1,063,295	3.20	12.8828
3/10/20 16:20	1.50	133.0	0.402	0.6340	25.88	0.972	29.52	593.00	38.07	19,934	1,050,721	3.11	12.9346

Emission Calculations

Client: Medline
Location: Waukegan, IL
Source: Inlet #3
Date: 3/10/2020

As: 8.7266 sqft
Cp: 0.84
Barometric: 29.41 in Hg
O2: 20.9 % vol
CO2: 0.0 % vol

Clock Time	Static (in H2O)	TC (Deg F)	Raw DP (in H2O)	SQRT DP (in H2O)	EO (ppm v)	Water (% vol)	Ps (in Hg)	Ts (deg R)	Vs (fps)	Qact (acfm)	Qstd (scfh)	EO Em (lb/hr)	EO Total (lbs)
3/10/20 16:21	1.50	135.1	0.400	0.6325	26.22	0.988	29.52	595.13	38.05	19,921	1,046,257	3.14	12.9869
3/10/20 16:22	1.50	136.1	0.438	0.6620	25.83	0.978	29.52	596.14	39.86	20,870	1,094,258	3.23	13.0408
3/10/20 16:23	1.50	137.4	0.417	0.6454	25.27	0.986	29.52	597.42	38.90	20,369	1,065,694	3.08	13.0921
3/10/20 16:24	1.50	136.9	0.402	0.6342	24.62	1.013	29.52	596.88	38.21	20,006	1,047,639	2.95	13.1412
3/10/20 16:25	1.50	135.3	0.393	0.6267	24.57	1.007	29.52	595.29	37.71	19,744	1,036,697	2.91	13.1898
3/10/20 16:26	1.50	136.0	0.396	0.6293	24.35	1.015	29.52	595.99	37.88	19,836	1,040,321	2.90	13.2380
3/10/20 16:27	1.50	137.0	0.451	0.6717	24.26	1.025	29.52	597.05	40.48	21,193	1,109,497	3.08	13.2893
3/10/20 16:28	1.50	136.6	0.416	0.6451	24.07	1.024	29.52	596.61	38.86	20,344	1,065,851	2.93	13.3382
3/10/20 16:29	1.50	135.9	0.425	0.6516	22.79	1.007	29.52	595.86	39.22	20,538	1,077,325	2.81	13.3850
3/10/20 16:30	1.50	136.0	0.416	0.6453	22.43	1.020	29.52	596.02	38.85	20,341	1,066,758	2.74	13.4306
3/10/20 16:31	1.50	135.6	0.412	0.6417	21.92	0.997	29.52	595.63	38.62	20,221	1,061,149	2.66	13.4749
3/10/20 16:32	1.50	134.8	0.403	0.6347	22.96	0.975	29.52	594.83	38.17	19,987	1,050,288	2.76	13.5209
3/10/20 16:33	1.50	133.8	0.366	0.6049	23.31	0.969	29.52	593.85	36.35	19,032	1,001,711	2.67	13.5654
3/10/20 16:34	1.50	131.3	0.456	0.6755	23.22	0.974	29.52	591.27	40.50	21,207	1,121,078	2.98	13.6150
3/10/20 16:35	1.50	130.2	0.397	0.6298	23.19	0.955	29.52	590.21	37.72	19,753	1,046,071	2.77	13.6612
3/10/20 16:36	1.50	130.8	0.437	0.6611	23.33	0.957	29.52	590.76	39.62	20,744	1,097,549	2.93	13.7100
3/10/20 16:37	1.50	130.5	0.459	0.6776	22.63	0.960	29.52	590.53	40.60	21,260	1,125,310	2.91	13.7585
3/10/20 16:38	1.50	129.6	0.427	0.6536	21.69	0.957	29.52	589.62	39.13	20,490	1,086,222	2.69	13.8034
3/10/20 16:39	1.50	128.5	0.350	0.5916	21.40	0.955	29.52	588.48	35.39	18,529	984,138	2.41	13.8436
3/10/20 16:40	1.50	128.3	0.492	0.7012	21.21	0.968	29.52	588.35	41.94	21,959	1,166,626	2.83	13.8907
3/10/20 16:41	1.50	128.3	0.453	0.6731	21.59	0.970	29.52	588.30	40.25	21,077	1,119,826	2.76	13.9368
3/10/20 16:42	1.50	126.6	0.431	0.6565	22.03	0.973	29.52	586.62	39.21	20,529	1,093,868	2.75	13.9827
3/10/20 16:43	1.50	125.6	0.420	0.6479	21.61	0.985	29.52	585.64	38.66	20,244	1,080,480	2.67	14.0272
3/10/20 16:44	1.50	124.5	0.412	0.6420	21.62	0.994	29.52	584.50	38.27	20,039	1,071,591	2.65	14.0714
3/10/20 16:45	1.50	124.7	0.380	0.6160	21.16	0.991	29.52	584.72	36.73	19,233	1,028,133	2.49	14.1128
3/10/20 16:46	1.50	124.7	0.435	0.6595	20.02	1.006	29.52	584.67	39.33	20,591	1,100,823	2.52	14.1548
3/10/20 16:47	1.50	123.2	0.434	0.6591	19.87	1.005	29.52	583.25	39.25	20,552	1,101,409	2.50	14.1965
3/10/20 16:48	1.50	123.8	0.401	0.6332	20.25	1.002	29.52	583.84	37.73	19,756	1,057,673	2.45	14.2373
3/10/20 16:49	1.50	123.8	0.418	0.6463	19.80	1.004	29.52	583.80	38.51	20,163	1,079,513	2.44	14.2780
3/10/20 16:50	1.50	123.5	0.396	0.6291	19.74	1.010	29.52	583.53	37.48	19,623	1,051,091	2.37	14.3176
3/10/20 16:51	1.50	122.9	0.403	0.6351	20.60	0.994	29.52	582.86	37.81	19,796	1,061,574	2.50	14.3593
3/10/20 16:52	1.50	122.3	0.419	0.6475	21.36	0.994	29.52	582.32	38.53	20,173	1,082,801	2.64	14.4033
3/10/20 16:53	1.50	121.3	0.431	0.6568	22.40	0.990	29.52	581.31	39.05	20,446	1,099,392	2.82	14.4503
3/10/20 16:54	1.50	120.3	0.403	0.6344	23.06	0.989	29.52	580.32	37.69	19,733	1,062,835	2.80	14.4970
3/10/20 16:55	1.50	119.8	0.459	0.6773	23.71	0.993	29.52	579.79	40.22	21,058	1,135,264	3.08	14.5483
3/10/20 16:56	1.50	119.6	0.305	0.5519	24.83	0.980	29.52	579.61	32.76	17,155	925,134	2.63	14.5920
3/10/20 16:57	1.50	120.5	0.408	0.6384	25.41	0.997	29.52	580.48	37.93	19,860	1,069,414	3.11	14.6438
3/10/20 16:58	1.50	119.6	0.410	0.6405	26.91	0.991	29.52	579.58	38.03	19,910	1,073,769	3.30	14.6989
3/10/20 16:59	1.50	120.3	0.410	0.6403	26.55	0.989	29.52	580.32	38.04	19,916	1,072,686	3.26	14.7532
3/10/20 17:00	1.50	120.0	0.421	0.6491	26.54	0.988	29.52	580.02	38.55	20,183	1,087,651	3.30	14.8082
3/10/20 17:01	1.50	119.4	0.438	0.6617	28.63	0.995	29.52	579.39	39.27	20,564	1,109,365	3.63	14.8687
3/10/20 17:02	1.50	120.0	0.402	0.6339	29.52	0.980	29.52	579.98	37.64	19,709	1,062,204	3.59	14.9285
3/10/20 17:03	1.50	120.0	0.396	0.6294	30.13	0.979	29.52	579.96	37.37	19,569	1,054,655	3.63	14.9890
3/10/20 17:04	1.50	119.7	0.440	0.6636	30.70	0.979	29.52	579.65	39.39	20,626	1,112,241	3.90	15.0541
3/10/20 17:05	1.50	119.6	0.396	0.6290	31.27	0.983	29.52	579.60	37.34	19,551	1,054,323	3.77	15.1169
3/10/20 17:06	1.50	119.0	0.414	0.6432	31.44	0.997	29.52	578.99	38.16	19,983	1,078,776	3.88	15.1815
3/10/20 17:07	1.50	119.2	0.444	0.6662	31.69	0.997	29.52	579.21	39.54	20,701	1,117,113	4.05	15.2490
3/10/20 17:08	1.50	118.4	0.388	0.6228	32.19	0.994	29.52	578.41	36.94	19,340	1,045,107	3.85	15.3131

Emission Calculations

Client: Medline
Location: Waukegan, IL
Source: Inlet #3
Date: 3/10/2020

As: 8.7266 sqft
Cp: 0.84
Barometric: 29.41 in Hg
O2: 20.9 % vol
CO2: 0.0 % vol

Clock Time	Static (in H2O)	TC (Deg F)	Raw DP (in H2O)	SQRT DP (in H2O)	EO (ppm v)	Water (% vol)	Ps (in Hg)	Ts (deg R)	Vs (fps)	Qact (acfm)	Qstd (scfh)	EO Em (lb/hr)	EO Total (lbs)
3/10/20 17:09	1.50	119.1	0.440	0.6634	32.54	0.986	29.52	579.12	39.37	20,612	1,112,511	4.14	15.3821
3/10/20 17:10	1.50	119.2	0.405	0.6362	32.27	0.995	29.52	579.21	37.75	19,768	1,066,770	3.94	15.4477
3/10/20 17:11	1.50	119.1	0.404	0.6354	32.14	0.984	29.52	579.11	37.70	19,741	1,065,514	3.92	15.5130
3/10/20 17:12	1.50	119.6	0.387	0.6223	32.20	0.994	29.52	579.56	36.94	19,342	1,043,127	3.84	15.5770
3/10/20 17:13	1.50	119.2	0.426	0.6527	32.02	1.005	29.52	579.16	38.73	20,281	1,094,544	4.01	15.6438
3/10/20 17:14	1.50	118.3	0.418	0.6465	32.55	0.992	29.52	578.32	38.34	20,075	1,084,985	4.04	15.7111
3/10/20 17:15	1.50	117.0	0.422	0.6495	32.88	0.995	29.52	577.03	38.48	20,146	1,091,257	4.10	15.7794
3/10/20 17:16	1.50	116.6	0.405	0.6365	32.77	0.996	29.52	576.65	37.69	19,734	1,069,665	4.01	15.8462
3/10/20 17:17	1.50	116.7	0.415	0.6444	32.66	0.996	29.52	576.72	38.16	19,982	1,082,978	4.04	15.9136
3/10/20 17:18	1.50	117.6	0.437	0.6611	32.51	0.994	29.52	577.62	39.18	20,513	1,110,045	4.13	15.9824
3/10/20 17:19	1.50	117.8	0.398	0.6305	32.60	0.993	29.52	577.81	37.37	19,568	1,058,509	3.95	16.0482
3/10/20 17:20	1.50	117.7	0.375	0.6123	32.20	0.986	29.52	577.68	36.29	19,001	1,028,081	3.78	16.1113
3/10/20 17:21	1.50	118.1	0.421	0.6485	31.02	1.007	29.52	578.05	38.45	20,133	1,088,632	3.86	16.1756
3/10/20 17:22	1.50	118.4	0.424	0.6508	31.34	1.003	29.52	578.36	38.59	20,207	1,092,085	3.91	16.2408
3/10/20 17:23	1.50	118.7	0.436	0.6599	32.16	0.992	29.52	578.72	39.15	20,498	1,107,074	4.07	16.3087
3/10/20 17:24	1.50	118.5	0.408	0.6388	32.01	1.003	29.52	578.48	37.89	19,839	1,071,935	3.92	16.3741
3/10/20 17:25	1.50	117.8	0.411	0.6414	32.39	1.016	29.52	577.79	38.02	19,907	1,076,922	3.99	16.4406
3/10/20 17:26	1.50	117.7	0.446	0.6677	33.14	0.999	29.52	577.71	39.57	20,721	1,121,085	4.25	16.5114
3/10/20 17:27	1.50	118.0	0.448	0.6696	33.87	1.004	29.52	578.00	39.70	20,787	1,124,079	4.35	16.5839
3/10/20 17:28	1.50	118.6	0.406	0.6369	34.56	0.989	29.52	578.57	37.77	19,779	1,068,533	4.22	16.6543
3/10/20 17:29	1.50	120.0	0.434	0.6587	35.55	0.992	29.52	579.99	39.12	20,482	1,103,836	4.49	16.7291
3/10/20 17:30	1.50	120.6	0.414	0.6434	36.58	0.996	29.52	580.61	38.23	20,016	1,077,522	4.51	16.8042
3/10/20 17:31	1.50	120.1	0.432	0.6576	37.79	0.981	29.52	580.05	39.05	20,448	1,101,843	4.76	16.8835
3/10/20 17:32	1.50	119.6	0.424	0.6514	38.13	0.975	29.52	579.65	38.67	20,248	1,091,839	4.76	16.9629
3/10/20 17:33	1.50	118.9	0.402	0.6340	38.81	0.983	29.52	578.94	37.62	19,697	1,063,423	4.72	17.0415
3/10/20 17:34	1.50	119.5	0.466	0.6826	39.15	0.997	29.52	579.52	40.52	21,216	1,144,286	5.12	17.1269
3/10/20 17:35	1.50	119.9	0.432	0.6572	39.16	1.022	29.52	579.91	39.03	20,435	1,101,421	4.93	17.2091
3/10/20 17:36	1.50	120.0	0.445	0.6672	39.01	1.001	29.52	580.04	39.63	20,749	1,118,088	4.99	17.2922
3/10/20 17:37	1.50	119.4	0.385	0.6206	39.20	0.989	29.52	579.42	36.83	19,287	1,040,417	4.66	17.3699
3/10/20 17:38	1.50	118.7	0.423	0.6502	39.25	0.986	29.52	578.73	38.57	20,194	1,090,662	4.90	17.4515
3/10/20 17:39	1.50	118.5	0.397	0.6297	39.63	0.988	29.52	578.52	37.35	19,555	1,056,523	4.79	17.5313
3/10/20 17:40	1.50	118.0	0.427	0.6537	39.29	0.982	29.52	578.04	38.75	20,291	1,097,227	4.93	17.6135
3/10/20 17:41	1.50	118.5	0.431	0.6563	38.60	0.958	29.52	578.48	38.92	20,379	1,101,120	4.86	17.6945
3/10/20 17:42	1.50	118.2	0.426	0.6524	37.77	0.976	29.52	578.18	38.68	20,253	1,094,900	4.73	17.7733
3/10/20 17:43	1.50	119.1	0.392	0.6259	37.73	0.967	29.52	579.09	37.14	19,445	1,049,542	4.53	17.8487
3/10/20 17:44	1.50	119.5	0.388	0.6225	37.64	0.972	29.52	579.53	36.95	19,348	1,043,516	4.49	17.9236
3/10/20 17:45	1.50	119.6	0.428	0.6541	37.68	0.984	29.52	579.60	38.83	20,333	1,096,523	4.72	18.0023
3/10/20 17:46	1.50	119.4	0.400	0.6324	37.37	0.975	29.52	579.39	37.53	19,653	1,060,218	4.53	18.0778
3/10/20 17:47	1.50	119.2	0.393	0.6266	37.42	0.980	29.52	579.22	37.18	19,470	1,050,662	4.50	18.1527
3/10/20 17:48	1.50	118.9	0.389	0.6237	36.99	0.967	29.52	578.95	37.00	19,375	1,046,051	4.42	18.2264
3/10/20 17:49	1.50	118.6	0.417	0.6459	36.54	0.960	29.52	578.64	38.31	20,060	1,083,577	4.53	18.3019
3/10/20 17:50	1.50	119.1	0.407	0.6377	38.94	0.964	29.52	579.10	37.84	19,811	1,069,302	4.76	18.3813
3/10/20 17:51	1.50	120.1	0.419	0.6474	37.75	0.959	29.52	580.09	38.45	20,130	1,084,681	4.68	18.4593
3/10/20 17:52	1.50	120.8	0.444	0.6664	35.96	0.963	29.52	580.82	39.60	20,735	1,115,871	4.59	18.5357
3/10/20 17:53	1.50	120.8	0.403	0.6347	35.52	0.944	29.52	580.78	37.71	19,746	1,062,715	4.32	18.6077
3/10/20 17:54	1.50	120.4	0.442	0.6648	34.86	0.955	29.52	580.37	39.49	20,678	1,113,649	4.44	18.6817
3/10/20 17:55	1.50	118.7	0.428	0.6544	36.36	0.952	29.52	578.69	38.81	20,323	1,097,705	4.56	18.7577
3/10/20 17:56	1.50	117.9	0.401	0.6330	36.51	0.957	29.52	577.94	37.52	19,647	1,062,570	4.44	18.8317

Emission Calculations

Client: Medline
Location: Waukegan, IL
Source: Inlet #3
Date: 3/10/2020

As: 8.7266 sqft
Cp: 0.84
Barometric: 29.41 in Hg
O2: 20.9 % vol
CO2: 0.0 % vol

Clock Time	Static (in H2O)	TC (Deg F)	Raw DP (in H2O)	SQRT DP (in H2O)	EO (ppm v)	Water (% vol)	Ps (in Hg)	Ts (deg R)	Vs (fps)	Qact (acfm)	Qstd (scfh)	EO Em (lb/hr)	EO Total (lbs)
3/10/20 17:57	1.50	117.2	0.414	0.6430	36.14	0.940	29.52	577.23	38.09	19,946	1,080,034	4.46	18.9060
3/10/20 17:58	1.50	117.6	0.303	0.5505	36.02	0.951	29.52	577.57	32.62	17,079	924,280	3.81	18.9695
3/10/20 17:59	1.50	117.9	0.413	0.6428	35.43	0.952	29.52	577.85	38.10	19,949	1,079,092	4.37	19.0423
3/10/20 18:00	1.50	117.6	0.412	0.6415	35.39	0.945	29.52	577.56	38.01	19,903	1,077,123	4.36	19.1150
3/10/20 18:01	1.50	117.7	0.433	0.6583	34.68	0.950	29.52	577.75	39.01	20,427	1,105,121	4.38	19.1880
3/10/20 18:02	1.50	117.8	0.476	0.6897	34.27	0.955	29.52	577.75	40.88	21,403	1,157,933	4.54	19.2636
3/10/20 18:03	1.50	118.5	0.483	0.6948	33.99	0.952	29.52	578.54	41.20	21,575	1,165,623	4.53	19.3391
3/10/20 18:04	1.50	119.3	0.443	0.6658	33.73	0.954	29.52	579.34	39.51	20,690	1,116,274	4.30	19.4109
3/10/20 18:05	1.50	119.1	0.454	0.6736	32.99	0.938	29.52	579.07	39.97	20,928	1,129,641	4.26	19.4819
3/10/20 18:06	1.50	118.6	0.395	0.6285	32.86	0.937	29.52	578.65	37.28	19,518	1,054,303	3.96	19.5479
3/10/20 18:07	1.50	118.4	0.403	0.6346	32.91	0.933	29.52	578.37	37.63	19,702	1,064,773	4.01	19.6147
3/10/20 18:08	1.50	118.2	0.413	0.6429	33.25	0.933	29.52	578.18	38.11	19,957	1,078,873	4.10	19.6830
3/10/20 18:09	1.50	119.2	0.369	0.6071	32.68	0.923	29.52	579.15	36.02	18,862	1,017,988	3.80	19.7464
3/10/20 18:10	1.50	119.5	0.426	0.6530	32.73	0.926	29.52	579.52	38.76	20,294	1,094,559	4.10	19.8147
3/10/20 18:11	1.50	120.5	0.436	0.6602	32.61	0.933	29.52	580.51	39.22	20,536	1,105,756	4.12	19.8834
3/10/20 18:12	1.50	121.0	0.425	0.6516	31.60	0.936	29.52	581.00	38.73	20,277	1,090,876	3.94	19.9491
3/10/20 18:13	1.50	120.6	0.343	0.5856	30.86	0.940	29.52	580.64	34.79	18,217	980,635	3.46	20.0068
3/10/20 18:14	1.50	120.7	0.462	0.6800	31.00	0.930	29.52	580.71	40.40	21,155	1,138,664	4.04	20.0741
3/10/20 18:15	1.50	120.5	0.357	0.5976	30.95	0.930	29.52	580.50	35.50	18,588	1,000,829	3.54	20.1331
3/10/20 18:16	1.50	121.3	0.380	0.6165	30.72	0.941	29.52	581.34	36.65	19,191	1,031,838	3.62	20.1935
3/10/20 18:17	1.50	121.0	0.391	0.6251	30.66	0.929	29.52	581.03	37.15	19,454	1,046,513	3.67	20.2546
3/10/20 18:18	1.50	120.2	0.405	0.6366	30.13	0.927	29.52	580.16	37.81	19,796	1,066,547	3.67	20.3159
3/10/20 18:19	1.50	118.7	0.411	0.6409	30.12	0.925	29.52	578.69	38.02	19,905	1,075,117	3.70	20.3776
3/10/20 18:20	1.50	118.7	0.418	0.6464	29.84	0.924	29.52	578.69	38.34	20,074	1,084,232	3.70	20.4392
3/10/20 18:21	1.50	119.4	0.412	0.6419	29.91	0.922	29.52	579.41	38.09	19,946	1,076,011	3.68	20.5006
3/10/20 18:22	1.50	119.2	0.429	0.6553	29.76	0.922	29.52	579.17	38.88	20,359	1,098,728	3.74	20.5629
3/10/20 18:23	1.50	118.5	0.381	0.6170	30.32	0.922	29.52	578.52	36.59	19,159	1,035,122	3.59	20.6227
3/10/20 18:24	1.50	118.4	0.417	0.6456	30.36	0.914	29.52	578.36	38.28	20,044	1,083,223	3.76	20.6853
3/10/20 18:25	1.50	118.2	0.456	0.6756	30.68	0.903	29.52	578.25	40.05	20,972	1,133,605	3.98	20.7516
3/10/20 18:26	1.50	118.2	0.378	0.6151	31.09	0.913	29.52	578.23	36.47	19,096	1,032,240	3.67	20.8128
3/10/20 18:27	1.50	118.1	0.408	0.6384	31.38	0.904	29.52	578.08	37.84	19,813	1,071,312	3.84	20.8768
3/10/20 18:28	1.50	117.5	0.393	0.6265	32.03	0.904	29.52	577.52	37.12	19,436	1,051,918	3.85	20.9410
3/10/20 18:29	1.50	117.1	0.430	0.6556	33.06	0.896	29.52	577.10	38.83	20,331	1,101,154	4.16	21.0104
3/10/20 18:30	1.50	117.5	0.468	0.6842	34.14	0.895	29.52	577.54	40.54	21,225	1,148,732	4.48	21.0851
3/10/20 18:31	1.50	118.0	0.387	0.6221	33.65	0.903	29.52	578.01	36.87	19,307	1,044,074	4.02	21.1521
3/10/20 18:32	1.50	118.5	0.412	0.6420	34.02	0.895	29.52	578.46	38.07	19,931	1,076,974	4.19	21.2219
3/10/20 18:33	1.50	118.2	0.399	0.6319	34.92	0.907	29.52	578.18	37.46	19,615	1,060,392	4.23	21.2925
	1.50	**125.3**		**0.6427**	**17.04**	**1.100**	**29.52**	**585.26**	**38.35**	**20,081**	**1,072,431**	**2.089**	**21.292**

Emission Calculations

Client: Medline
Location: Waukegan, IL
Source: Inlet #3
Date: 3/11/2020

As: 8.7266 sqft
Cp: 0.84
Barometric: 29.30 in Hg
O2: 20.9 % vol
CO2: 0.0 % vol

Clock Time	Static (in H2O)	TC (Deg F)	Raw DP (in H2O)	SQRT DP (in H2O)	EO (ppm v)	Water (% vol)	Ps (in Hg)	Ts (deg R)	Vs (fps)	Qact (acfm)	Qstd (scfh)	EO Em (lb/hr)	EO Total (lbs)
3/11/20 8:35	1.70	104.7	0.396	0.6289	10.79	1.085	29.43	564.68	36.92	19,330	1,066,505	1.32	0.0219
3/11/20 8:36	1.70	105.3	0.383	0.6189	10.87	1.068	29.43	565.29	36.35	19,032	1,048,917	1.30	0.0437
3/11/20 8:37	1.70	106.9	0.393	0.6271	10.83	1.089	29.43	566.93	36.88	19,312	1,061,295	1.31	0.0656
3/11/20 8:38	1.70	107.6	0.397	0.6303	10.47	1.105	29.43	567.63	37.10	19,425	1,066,189	1.28	0.0868
3/11/20 8:39	1.70	107.7	0.415	0.6444	10.48	1.094	29.43	567.72	37.93	19,861	1,089,966	1.31	0.1086
3/11/20 8:40	1.70	108.1	0.361	0.6004	10.55	1.090	29.43	568.14	35.35	18,511	1,015,133	1.22	0.1290
3/11/20 8:41	1.70	108.3	0.411	0.6412	10.55	1.101	29.43	568.34	37.76	19,772	1,083,864	1.31	0.1508
3/11/20 8:42	1.70	109.5	0.380	0.6160	10.21	1.099	29.43	569.50	36.32	19,016	1,040,312	1.21	0.1710
3/11/20 8:43	1.70	108.7	0.424	0.6513	10.31	1.091	29.43	568.73	38.37	20,091	1,100,598	1.30	0.1927
3/11/20 8:44	1.70	108.4	0.380	0.6166	10.14	1.083	29.43	568.44	36.32	19,015	1,042,209	1.21	0.2128
3/11/20 8:45	1.70	108.5	0.408	0.6387	10.09	1.098	29.43	568.52	37.62	19,700	1,079,593	1.25	0.2336
3/11/20 8:46	1.70	110.2	0.419	0.6476	9.77	1.115	29.43	570.23	38.21	20,004	1,092,964	1.22	0.2539
3/11/20 8:47	1.70	110.0	0.376	0.6129	9.83	1.083	29.43	569.98	36.15	18,928	1,034,627	1.16	0.2733
3/11/20 8:48	1.70	109.7	0.375	0.6123	9.64	1.077	29.43	569.70	36.10	18,903	1,033,758	1.14	0.2923
3/11/20 8:49	1.70	109.6	0.441	0.6640	10.21	1.081	29.43	569.60	39.15	20,498	1,121,181	1.31	0.3141
3/11/20 8:50	1.70	109.1	0.426	0.6528	10.34	1.081	29.43	569.09	38.47	20,144	1,102,817	1.30	0.3358
3/11/20 8:51	1.70	107.2	0.407	0.6379	10.05	1.090	29.43	567.21	37.53	19,651	1,079,360	1.24	0.3565
3/11/20 8:52	1.70	107.7	0.430	0.6558	9.97	1.082	29.43	567.73	38.60	20,212	1,109,181	1.26	0.3776
3/11/20 8:53	1.70	109.0	0.398	0.6307	9.94	1.101	29.43	569.01	37.17	19,461	1,065,565	1.21	0.3978
3/11/20 8:54	1.70	110.2	0.408	0.6391	9.85	1.095	29.43	570.21	37.70	19,739	1,078,515	1.21	0.4180
3/11/20 8:55	1.70	109.5	0.447	0.6689	10.37	1.080	29.43	569.54	39.43	20,647	1,129,471	1.34	0.4403
3/11/20 8:56	1.70	108.8	0.439	0.6623	9.98	1.077	29.43	568.75	39.02	20,429	1,119,073	1.28	0.4616
3/11/20 8:57	1.70	107.4	0.426	0.6528	9.91	1.082	29.43	567.44	38.41	20,112	1,104,295	1.25	0.4825
3/11/20 8:58	1.70	107.4	0.361	0.6010	10.06	1.081	29.43	567.36	35.36	18,516	1,016,792	1.17	0.5020
3/11/20 8:59	1.70	107.7	0.432	0.6574	10.22	1.087	29.43	567.67	38.69	20,260	1,111,958	1.30	0.5236
3/11/20 9:00	1.70	108.1	0.420	0.6478	9.99	1.092	29.43	568.11	38.14	19,971	1,095,220	1.25	0.5445
3/11/20 9:01	1.70	107.4	0.384	0.6195	10.39	1.072	29.43	567.38	36.45	19,087	1,048,084	1.25	0.5652
3/11/20 9:02	1.70	107.0	0.428	0.6543	10.26	1.067	29.43	566.96	38.48	20,151	1,107,324	1.30	0.5869
3/11/20 9:03	1.70	106.6	0.407	0.6381	10.76	1.052	29.43	566.60	37.52	19,646	1,080,267	1.33	0.6090
3/11/20 9:04	1.70	105.7	0.420	0.6484	10.59	1.073	29.43	565.68	38.09	19,946	1,098,570	1.33	0.6312
3/11/20 9:05	1.70	107.1	0.448	0.6693	10.34	1.083	29.43	567.14	39.38	20,617	1,132,616	1.34	0.6535
3/11/20 9:06	1.70	106.5	0.417	0.6461	10.67	1.061	29.43	566.49	37.98	19,889	1,093,839	1.33	0.6757
3/11/20 9:07	1.70	106.3	0.456	0.6755	10.60	1.074	29.43	566.28	39.71	20,791	1,143,915	1.39	0.6988
3/11/20 9:08	1.70	106.9	0.384	0.6197	10.28	1.081	29.43	566.89	36.45	19,084	1,048,835	1.23	0.7194
3/11/20 9:09	1.70	105.8	0.350	0.5914	10.50	1.074	29.43	565.76	34.75	18,193	1,001,876	1.20	0.7394
3/11/20 9:10	1.70	105.8	0.431	0.6566	10.17	1.097	29.43	565.84	38.58	20,202	1,112,360	1.29	0.7610
3/11/20 9:11	1.70	106.5	0.439	0.6626	10.09	1.094	29.43	566.48	38.96	20,398	1,121,867	1.29	0.7826
3/11/20 9:12	1.70	104.8	0.418	0.6467	10.54	1.073	29.43	564.84	37.97	19,879	1,096,506	1.32	0.8046
3/11/20 9:13	1.70	105.2	0.469	0.6848	10.47	1.081	29.43	565.24	40.22	21,060	1,160,799	1.39	0.8278
3/11/20 9:14	1.70	107.4	0.452	0.6724	10.58	1.067	29.43	567.36	39.56	20,715	1,137,540	1.38	0.8507
3/11/20 9:15	1.70	107.8	0.390	0.6243	10.16	1.054	29.43	567.79	36.74	19,239	1,055,696	1.23	0.8711
3/11/20 9:16	1.70	108.8	0.391	0.6250	10.12	1.052	29.43	568.81	36.82	19,279	1,055,958	1.22	0.8915
3/11/20 9:17	1.70	108.5	0.408	0.6384	10.19	1.070	29.43	568.47	37.60	19,686	1,078,927	1.26	0.9124
3/11/20 9:18	1.70	107.8	0.462	0.6793	9.91	1.080	29.43	567.79	39.99	20,938	1,148,895	1.30	0.9341
3/11/20 9:19	1.70	107.4	0.408	0.6384	9.80	1.084	29.43	567.37	37.56	19,667	1,080,001	1.21	0.9543
3/11/20 9:20	1.70	106.9	0.415	0.6440	9.80	1.084	29.43	566.86	37.88	19,832	1,089,987	1.22	0.9747
3/11/20 9:21	1.70	107.1	0.383	0.6192	9.65	1.072	29.43	567.13	36.43	19,073	1,047,772	1.16	0.9940
3/11/20 9:22	1.70	106.3	0.416	0.6447	10.06	1.066	29.43	566.31	37.90	19,845	1,091,794	1.26	1.0149

Emission Calculations

Client: Medline
Location: Waukegan, IL
Source: Inlet #3
Date: 3/11/2020

As: 8.7266 sqft
Cp: 0.84
Barometric: 29.30 in Hg
O2: 20.9 % vol
CO2: 0.0 % vol

Clock Time	Static (in H2O)	TC (Deg F)	Raw DP (in H2O)	SQRT DP (in H2O)	EO (ppm v)	Water (% vol)	Ps (in Hg)	Ts (deg R)	Vs (fps)	Qact (acfm)	Qstd (scfh)	EO Em (lb/hr)	EO Total (lbs)
3/11/20 9:23	1.70	106.6	0.446	0.6678	9.99	1.089	29.43	566.64	39.27	20,563	1,130,599	1.29	1.0364
3/11/20 9:24	1.70	107.9	0.388	0.6226	9.80	1.090	29.43	567.92	36.65	19,191	1,052,800	1.18	1.0561
3/11/20 9:25	1.70	107.8	0.400	0.6325	9.51	1.088	29.43	567.76	37.23	19,492	1,069,655	1.16	1.0754
3/11/20 9:26	1.70	107.9	0.420	0.6484	9.37	1.088	29.43	567.88	38.17	19,985	1,096,475	1.18	1.0950
3/11/20 9:27	1.70	107.9	0.420	0.6481	9.03	1.102	29.43	567.94	38.15	19,977	1,095,924	1.13	1.1139
3/11/20 9:28	1.70	107.3	0.440	0.6636	9.36	1.100	29.43	567.32	39.05	20,446	1,122,828	1.20	1.1339
3/11/20 9:29	1.70	106.7	0.436	0.6601	9.51	1.097	29.43	566.70	38.82	20,325	1,117,427	1.21	1.1542
3/11/20 9:30	1.70	106.4	0.398	0.6311	9.60	1.074	29.43	566.45	37.10	19,428	1,068,585	1.17	1.1737
3/11/20 9:31	1.70	105.5	0.423	0.6505	9.34	1.086	29.43	565.45	38.21	20,009	1,102,472	1.18	1.1933
3/11/20 9:32	1.70	105.2	0.451	0.6714	9.18	1.092	29.43	565.24	39.43	20,647	1,138,085	1.19	1.2132
3/11/20 9:33	1.70	105.3	0.376	0.6132	9.06	1.095	29.43	565.29	36.02	18,858	1,039,340	1.08	1.2312
3/11/20 9:34	1.70	105.4	0.391	0.6251	9.34	1.098	29.43	565.41	36.72	19,225	1,059,360	1.13	1.2500
3/11/20 9:35	1.70	105.1	0.387	0.6222	9.03	1.124	29.43	565.14	36.54	19,133	1,054,766	1.09	1.2682
3/11/20 9:36	1.70	106.3	0.415	0.6438	8.97	1.140	29.43	566.29	37.85	19,819	1,090,390	1.12	1.2868
3/11/20 9:37	1.70	107.1	0.404	0.6358	8.47	1.142	29.43	567.10	37.41	19,588	1,076,125	1.04	1.3042
3/11/20 9:38	1.70	106.1	0.403	0.6344	8.98	1.140	29.43	566.09	37.29	19,526	1,074,678	1.10	1.3226
3/11/20 9:39	1.70	105.7	0.420	0.6484	8.83	1.141	29.43	565.69	38.10	19,949	1,098,706	1.11	1.3411
3/11/20 9:40	1.70	105.5	0.401	0.6334	9.24	1.140	29.43	565.52	37.21	19,485	1,073,476	1.13	1.3600
3/11/20 9:41	1.70	105.8	0.406	0.6368	9.17	1.127	29.43	565.79	37.42	19,593	1,078,928	1.13	1.3788
3/11/20 9:42	1.70	106.3	0.446	0.6676	9.25	1.098	29.43	566.28	39.25	20,550	1,130,596	1.20	1.3988
3/11/20 9:43	1.70	105.9	0.401	0.6332	9.43	1.096	29.43	565.91	37.21	19,483	1,072,620	1.16	1.4180
3/11/20 9:44	1.70	105.6	0.399	0.6315	9.29	1.104	29.43	565.62	37.10	19,427	1,070,092	1.14	1.4370
3/11/20 9:45	1.70	107.9	0.391	0.6253	9.03	1.106	29.43	567.89	36.81	19,275	1,057,461	1.09	1.4552
3/11/20 9:46	1.70	108.9	0.401	0.6332	9.14	1.098	29.43	568.87	37.31	19,534	1,069,825	1.12	1.4738
3/11/20 9:47	1.70	108.5	0.415	0.6438	9.25	1.090	29.43	568.46	37.92	19,855	1,088,202	1.15	1.4930
3/11/20 9:48	1.70	106.6	0.420	0.6480	9.00	1.115	29.43	566.61	38.11	19,952	1,097,100	1.13	1.5118
3/11/20 9:49	1.70	105.1	0.392	0.6263	8.84	1.115	29.43	565.14	36.78	19,260	1,061,813	1.07	1.5297
3/11/20 9:50	1.70	104.3	0.385	0.6203	9.12	1.104	29.43	564.29	36.40	19,061	1,052,381	1.10	1.5480
3/11/20 9:51	1.70	105.9	0.356	0.5968	9.39	1.086	29.43	565.86	35.07	18,363	1,011,080	1.09	1.5661
3/11/20 9:52	1.70	106.3	0.464	0.6811	9.46	1.084	29.43	566.29	40.04	20,964	1,153,412	1.25	1.5869
3/11/20 9:53	1.70	106.7	0.369	0.6071	9.47	1.083	29.43	566.67	35.70	18,694	1,027,784	1.11	1.6054
3/11/20 9:54	1.70	106.5	0.365	0.6044	9.31	1.092	29.43	566.54	35.54	18,608	1,023,311	1.09	1.6236
3/11/20 9:55	1.70	107.5	0.398	0.6306	8.96	1.097	29.43	567.54	37.11	19,431	1,066,662	1.09	1.6418
3/11/20 9:56	1.70	108.3	0.361	0.6005	8.86	1.109	29.43	568.33	35.37	18,518	1,015,139	1.03	1.6590
3/11/20 9:57	1.70	108.5	0.367	0.6060	8.81	1.132	29.43	568.51	35.70	18,690	1,024,270	1.03	1.6762
3/11/20 9:58	1.70	107.6	0.410	0.6405	8.78	1.122	29.43	567.65	37.70	19,739	1,083,379	1.09	1.6943
3/11/20 9:59	1.70	106.5	0.443	0.6652	8.69	1.133	29.43	566.54	39.12	20,482	1,126,346	1.12	1.7129
3/11/20 10:00	1.70	106.2	0.381	0.6173	8.53	1.136	29.43	566.18	36.29	18,999	1,045,490	1.02	1.7300
3/11/20 10:01	1.70	107.1	0.428	0.6544	8.56	1.129	29.43	567.06	38.50	20,157	1,107,487	1.08	1.7480
3/11/20 10:02	1.70	106.2	0.437	0.6613	8.32	1.133	29.43	566.24	38.88	20,356	1,120,006	1.07	1.7658
3/11/20 10:03	1.70	105.8	0.382	0.6179	8.65	1.142	29.43	565.76	36.31	19,012	1,046,985	1.03	1.7830
3/11/20 10:04	1.70	106.6	0.326	0.5710	8.64	1.130	29.43	566.65	33.58	17,581	966,680	0.95	1.7989
3/11/20 10:05	1.70	106.7	0.431	0.6567	8.88	1.106	29.43	566.68	38.62	20,222	1,111,814	1.13	1.8178
3/11/20 10:06	1.70	107.5	0.420	0.6482	8.90	1.109	29.43	567.47	38.15	19,974	1,096,655	1.12	1.8364
3/11/20 10:07	1.70	107.2	0.412	0.6416	9.03	1.105	29.43	567.17	37.75	19,763	1,085,652	1.12	1.8550
3/11/20 10:08	1.70	107.1	0.443	0.6656	9.00	1.111	29.43	567.07	39.16	20,502	1,126,410	1.16	1.8744
3/11/20 10:09	1.70	107.3	0.457	0.6758	9.32	1.086	29.43	567.32	39.76	20,820	1,143,388	1.22	1.8947
3/11/20 10:10	1.70	107.6	0.413	0.6426	9.25	1.079	29.43	567.57	37.82	19,801	1,086,924	1.15	1.9138

Emission Calculations

Client: Medline
Location: Waukegan, IL
Source: Inlet #3
Date: 3/11/2020

As: 8.7266 sqft
Cp: 0.84
Barometric: 29.30 in Hg
O2: 20.9 % vol
CO2: 0.0 % vol

Clock Time	Static (in H2O)	TC (Deg F)	Raw DP (in H2O)	SQRT DP (in H2O)	EO (ppm v)	Water (% vol)	Ps (in Hg)	Ts (deg R)	Vs (fps)	Qact (acfm)	Qstd (scfh)	EO Em (lb/hr)	EO Total (lbs)
3/11/20 10:11	1.70	108.9	0.394	0.6275	9.31	1.082	29.43	568.87	36.97	19,357	1,060,147	1.13	1.9326
3/11/20 10:12	1.70	110.0	0.359	0.5988	8.98	1.082	29.43	570.01	35.32	18,493	1,010,773	1.04	1.9499
3/11/20 10:13	1.70	110.5	0.426	0.6527	8.98	1.088	29.43	570.48	38.51	20,164	1,101,231	1.13	1.9688
3/11/20 10:14	1.70	110.6	0.433	0.6583	9.09	1.090	29.43	570.64	38.84	20,339	1,110,481	1.15	1.9880
3/11/20 10:15	1.70	111.0	0.425	0.6516	9.03	1.088	29.43	571.04	38.47	20,141	1,098,879	1.14	2.0069
3/11/20 10:16	1.70	110.7	0.407	0.6379	8.70	1.099	29.43	570.66	37.64	19,710	1,076,115	1.07	2.0248
3/11/20 10:17	1.70	110.3	0.432	0.6573	9.02	1.096	29.43	570.27	38.77	20,302	1,109,185	1.14	2.0438
3/11/20 10:18	1.70	110.5	0.411	0.6408	8.99	1.091	29.43	570.47	37.81	19,796	1,081,158	1.11	2.0624
3/11/20 10:19	1.70	110.6	0.387	0.6219	9.27	1.089	29.43	570.64	36.70	19,214	1,049,064	1.11	2.0809
3/11/20 10:20	1.70	110.1	0.417	0.6455	9.16	1.080	29.43	570.15	38.08	19,937	1,089,447	1.14	2.0999
3/11/20 10:21	1.70	110.4	0.420	0.6477	8.91	1.083	29.43	570.42	38.21	20,008	1,092,848	1.11	2.1185
3/11/20 10:22	1.70	110.3	0.417	0.6458	8.78	1.091	29.43	570.32	38.10	19,947	1,089,701	1.09	2.1367
3/11/20 10:23	1.70	111.3	0.432	0.6570	8.57	1.085	29.43	571.27	38.79	20,313	1,107,801	1.09	2.1548
3/11/20 10:24	1.70	111.8	0.444	0.6662	8.98	1.077	29.43	571.85	39.35	20,605	1,122,637	1.15	2.1740
3/11/20 10:25	1.70	112.0	0.404	0.6352	9.21	1.088	29.43	571.98	37.53	19,650	1,070,354	1.13	2.1928
3/11/20 10:26	1.70	112.1	0.369	0.6073	9.06	1.081	29.43	572.06	35.88	18,787	1,023,204	1.06	2.2105
3/11/20 10:27	1.70	111.7	0.446	0.6676	9.13	1.072	29.43	571.66	39.43	20,646	1,125,216	1.17	2.2300
3/11/20 10:28	1.70	111.8	0.473	0.6880	9.38	1.063	29.43	571.79	40.64	21,280	1,159,497	1.24	2.2508
3/11/20 10:29	1.70	111.8	0.434	0.6589	8.94	1.080	29.43	571.84	38.92	20,379	1,110,310	1.14	2.2697
3/11/20 10:30	1.70	112.3	0.374	0.6115	8.67	1.078	29.43	572.34	36.14	18,921	1,030,000	1.02	2.2867
3/11/20 10:31	1.70	112.5	0.431	0.6568	9.06	1.084	29.43	572.45	38.82	20,326	1,106,272	1.15	2.3058
3/11/20 10:32	1.70	112.3	0.400	0.6325	8.74	1.101	29.43	572.30	37.38	19,571	1,065,429	1.06	2.3235
3/11/20 10:33	1.70	112.0	0.434	0.6588	8.69	1.081	29.43	571.97	38.92	20,379	1,110,061	1.10	2.3419
3/11/20 10:34	1.70	112.5	0.434	0.6586	9.01	1.070	29.43	572.54	38.93	20,382	1,109,103	1.14	2.3609
3/11/20 10:35	1.70	111.5	0.422	0.6498	9.18	1.067	29.43	571.52	38.38	20,094	1,095,403	1.15	2.3801
3/11/20 10:36	1.70	110.7	0.427	0.6538	9.43	1.076	29.43	570.75	38.58	20,202	1,102,758	1.19	2.3999
3/11/20 10:37	1.70	110.0	0.435	0.6596	9.22	1.073	29.43	569.98	38.90	20,369	1,113,389	1.17	2.4195
3/11/20 10:38	1.70	110.7	0.434	0.6586	9.31	1.072	29.43	570.75	38.87	20,350	1,110,849	1.18	2.4392
3/11/20 10:39	1.70	111.5	0.443	0.6656	9.33	1.075	29.43	571.50	39.31	20,580	1,121,965	1.20	2.4591
3/11/20 10:40	1.70	111.3	0.368	0.6069	8.92	1.079	29.43	571.26	35.83	18,761	1,023,229	1.04	2.4765
3/11/20 10:41	1.70	110.9	0.451	0.6718	8.62	1.074	29.43	570.91	39.65	20,762	1,133,004	1.12	2.4951
3/11/20 10:42	1.70	111.1	0.454	0.6739	9.08	1.077	29.43	571.15	39.78	20,830	1,136,287	1.18	2.5148
3/11/20 10:43	1.70	111.7	0.398	0.6312	8.60	1.119	29.43	571.72	37.28	19,522	1,063,873	1.05	2.5322
3/11/20 10:44	1.70	112.0	0.418	0.6463	8.40	1.117	29.43	571.95	38.19	19,994	1,089,110	1.05	2.5496
3/11/20 10:45	1.70	111.7	0.414	0.6430	8.61	1.104	29.43	571.70	37.98	19,888	1,083,831	1.07	2.5674
3/11/20 10:46	1.70	110.5	0.456	0.6753	8.54	1.113	29.43	570.45	39.84	20,863	1,139,433	1.11	2.5860
3/11/20 10:47	1.70	110.3	0.389	0.6235	8.37	1.101	29.43	570.31	36.79	19,261	1,052,231	1.01	2.6028
3/11/20 10:48	1.70	110.8	0.402	0.6341	8.68	1.087	29.43	570.85	37.43	19,597	1,069,550	1.06	2.6205
3/11/20 10:49	1.70	110.5	0.455	0.6743	8.48	1.087	29.43	570.49	39.79	20,832	1,137,708	1.10	2.6388
3/11/20 10:50	1.70	110.9	0.414	0.6433	8.59	1.097	29.43	570.95	37.97	19,882	1,084,924	1.07	2.6566
3/11/20 10:51	1.70	111.6	0.387	0.6219	8.76	1.097	29.43	571.63	36.73	19,234	1,048,307	1.05	2.6741
3/11/20 10:52	1.70	112.7	0.424	0.6515	8.76	1.098	29.43	572.68	38.51	20,165	1,097,069	1.10	2.6924
3/11/20 10:53	1.70	113.3	0.422	0.6492	8.33	1.108	29.43	573.29	38.40	20,107	1,092,755	1.04	2.7098
3/11/20 10:54	1.70	113.4	0.368	0.6066	8.38	1.108	29.43	573.36	35.88	18,789	1,020,992	0.98	2.7261
3/11/20 10:55	1.70	112.6	0.441	0.6638	8.15	1.138	29.43	572.62	39.24	20,547	1,117,958	1.04	2.7434
3/11/20 10:56	1.70	112.6	0.380	0.6164	8.20	1.158	29.43	572.59	36.44	19,080	1,038,160	0.97	2.7597
3/11/20 10:57	1.70	113.4	0.440	0.6632	8.48	1.123	29.43	573.37	39.23	20,541	1,116,176	1.08	2.7777
3/11/20 10:58	1.70	113.2	0.428	0.6543	9.02	1.119	29.43	573.17	38.70	20,263	1,101,415	1.14	2.7966

Emission Calculations

Client: Medline
Location: Waukegan, IL
Source: Inlet #3
Date: 3/11/2020

As: 8.7266 sqft
Cp: 0.84
Barometric: 29.30 in Hg
O2: 20.9 % vol
CO2: 0.0 % vol

Clock Time	Static (in H2O)	TC (Deg F)	Raw DP (in H2O)	SQRT DP (in H2O)	EO (ppm v)	Water (% vol)	Ps (in Hg)	Ts (deg R)	Vs (fps)	Qact (acfm)	Qstd (scfh)	EO Em (lb/hr)	EO Total (lbs)
3/11/20 10:59	1.70	113.7	0.407	0.6376	9.38	1.078	29.43	573.72	37.73	19,753	1,072,667	1.15	2.8158
3/11/20 11:00	1.70	113.7	0.413	0.6429	9.08	1.096	29.43	573.66	38.04	19,917	1,081,705	1.12	2.8345
3/11/20 11:01	1.70	113.1	0.439	0.6625	8.95	1.091	29.43	573.08	39.18	20,514	1,115,256	1.14	2.8536
3/11/20 11:02	1.70	113.1	0.452	0.6723	9.00	1.089	29.43	573.06	39.76	20,817	1,131,783	1.16	2.8730
3/11/20 11:03	1.70	113.7	0.413	0.6423	9.21	1.082	29.43	573.70	38.00	19,898	1,080,588	1.14	2.8919
3/11/20 11:04	1.70	114.0	0.441	0.6642	9.21	1.082	29.43	573.96	39.31	20,581	1,117,162	1.18	2.9115
3/11/20 11:05	1.70	113.8	0.404	0.6354	9.41	1.085	29.43	573.84	37.60	19,687	1,068,873	1.15	2.9307
3/11/20 11:06	1.70	113.4	0.443	0.6653	9.40	1.086	29.43	573.35	39.35	20,605	1,119,666	1.20	2.9507
3/11/20 11:07	1.70	112.6	0.401	0.6331	9.25	1.080	29.43	572.56	37.42	19,594	1,066,204	1.13	2.9695
3/11/20 11:08	1.70	113.0	0.399	0.6317	8.86	1.080	29.43	573.02	37.36	19,560	1,063,514	1.08	2.9875
3/11/20 11:09	1.70	113.6	0.405	0.6363	8.50	1.109	29.43	573.59	37.65	19,713	1,070,738	1.04	3.0048
3/11/20 11:10	1.70	113.3	0.411	0.6412	8.46	1.135	29.43	573.26	37.93	19,861	1,079,408	1.04	3.0222
3/11/20 11:11	1.70	112.8	0.422	0.6494	7.82	1.178	29.43	572.78	38.40	20,106	1,093,641	0.98	3.0385
3/11/20 11:12	1.70	111.7	0.417	0.6456	7.98	1.170	29.43	571.67	38.14	19,969	1,088,309	0.99	3.0551
3/11/20 11:13	1.70	111.4	0.403	0.6347	8.01	1.155	29.43	571.41	37.49	19,628	1,070,224	0.98	3.0714
3/11/20 11:14	1.70	112.9	0.447	0.6688	7.81	1.146	29.43	572.90	39.55	20,708	1,126,162	1.01	3.0882
3/11/20 11:15	1.70	113.9	0.422	0.6495	7.81	1.147	29.43	573.90	38.44	20,129	1,092,775	0.98	3.1044
3/11/20 11:16	1.70	115.2	0.382	0.6180	8.07	1.140	29.43	575.25	36.62	19,173	1,038,450	0.96	3.1204
3/11/20 11:17	1.70	114.8	0.442	0.6647	8.07	1.140	29.43	574.79	39.37	20,614	1,117,367	1.03	3.1376
3/11/20 11:18	1.70	113.5	0.372	0.6097	8.09	1.119	29.43	573.52	36.07	18,886	1,025,988	0.95	3.1534
3/11/20 11:19	1.70	113.5	0.412	0.6416	8.17	1.115	29.43	573.52	37.96	19,877	1,079,778	1.01	3.1702
3/11/20 11:20	1.70	113.7	0.386	0.6212	8.19	1.102	29.43	573.68	36.76	19,246	1,045,221	0.98	3.1865
3/11/20 11:21	1.70	113.8	0.470	0.6856	8.07	1.094	29.43	573.83	40.57	21,244	1,153,464	1.06	3.2043
3/11/20 11:22	1.70	114.1	0.403	0.6347	8.24	1.105	29.43	574.13	37.57	19,673	1,067,583	1.01	3.2210
3/11/20 11:23	1.70	114.2	0.452	0.6721	7.82	1.122	29.43	574.19	39.79	20,832	1,130,367	1.01	3.2379
3/11/20 11:24	1.70	114.4	0.400	0.6322	7.87	1.120	29.43	574.40	37.43	19,600	1,063,114	0.96	3.2538
3/11/20 11:25	1.70	114.2	0.412	0.6415	8.28	1.107	29.43	574.16	37.97	19,882	1,078,896	1.02	3.2708
3/11/20 11:26	1.70	114.4	0.416	0.6451	8.38	1.105	29.43	574.39	38.19	19,997	1,084,682	1.04	3.2882
3/11/20 11:27	1.70	113.8	0.371	0.6090	8.45	1.105	29.43	573.79	36.04	18,870	1,024,616	0.99	3.3047
3/11/20 11:28	1.70	113.4	0.388	0.6229	8.50	1.091	29.43	573.40	36.85	19,293	1,048,295	1.02	3.3216
3/11/20 11:29	1.70	112.8	0.402	0.6336	8.23	1.104	29.43	572.82	37.46	19,617	1,066,941	1.00	3.3384
3/11/20 11:30	1.70	113.5	0.417	0.6458	8.29	1.095	29.43	573.54	38.20	20,004	1,086,645	1.03	3.3555
3/11/20 11:31	1.70	113.5	0.379	0.6155	8.45	1.101	29.43	573.48	36.42	19,067	1,035,874	1.00	3.3722
3/11/20 11:32	1.70	113.6	0.430	0.6556	8.43	1.097	29.43	573.63	38.79	20,310	1,103,111	1.06	3.3899
3/11/20 11:33	1.70	113.2	0.454	0.6740	8.49	1.110	29.43	573.16	39.86	20,873	1,134,613	1.10	3.4083
3/11/20 11:34	1.70	112.5	0.400	0.6322	8.46	1.114	29.43	572.55	37.37	19,568	1,064,821	1.03	3.4255
3/11/20 11:35	1.70	110.9	0.436	0.6602	7.89	1.141	29.43	570.92	38.97	20,405	1,113,514	1.00	3.4422
3/11/20 11:36	1.70	111.7	0.420	0.6483	7.74	1.154	29.43	571.70	38.30	20,053	1,092,809	0.97	3.4583
3/11/20 11:37	1.70	112.3	0.432	0.6576	7.64	1.142	29.43	572.31	38.87	20,350	1,107,814	0.97	3.4745
3/11/20 11:38	1.70	112.4	0.378	0.6151	7.88	1.152	29.43	572.42	36.36	19,036	1,036,113	0.93	3.4900
3/11/20 11:39	1.70	112.5	0.444	0.6666	7.69	1.159	29.43	572.50	39.40	20,632	1,122,798	0.99	3.5065
3/11/20 11:40	1.70	111.9	0.424	0.6512	7.52	1.145	29.43	571.87	38.48	20,146	1,097,557	0.94	3.5222
3/11/20 11:41	1.70	111.1	0.368	0.6065	7.77	1.141	29.43	571.14	35.81	18,749	1,022,754	0.91	3.5373
3/11/20 11:42	1.70	110.9	0.414	0.6437	7.97	1.139	29.43	570.91	38.00	19,895	1,085,702	0.99	3.5538
3/11/20 11:43	1.70	111.9	0.442	0.6651	7.70	1.142	29.43	571.89	39.30	20,576	1,120,960	0.99	3.5703
3/11/20 11:44	1.70	112.5	0.410	0.6402	7.81	1.137	29.43	572.51	37.84	19,814	1,078,277	0.96	3.5863
3/11/20 11:45	1.70	112.7	0.444	0.6666	7.84	1.124	29.43	572.71	39.41	20,634	1,122,526	1.01	3.6031
3/11/20 11:46	1.70	113.3	0.490	0.7003	8.08	1.116	29.43	573.27	41.42	21,689	1,178,725	1.09	3.6212

Emission Calculations

Client: Medline
Location: Waukegan, IL
Source: Inlet #3
Date: 3/11/2020

As: 8.7266 sqft
Cp: 0.84
Barometric: 29.30 in Hg
O2: 20.9 % vol
CO2: 0.0 % vol

Clock Time	Static (in H2O)	TC (Deg F)	Raw DP (in H2O)	SQRT DP (in H2O)	EO (ppm v)	Water (% vol)	Ps (in Hg)	Ts (deg R)	Vs (fps)	Qact (acfm)	Qstd (scfh)	EO Em (lb/hr)	EO Total (lbs)
3/11/20 11:47	1.70	113.0	0.368	0.6069	8.12	1.117	29.43	573.04	35.89	18,792	1,021,711	0.95	3.6371
3/11/20 11:48	1.70	112.3	0.446	0.6679	8.16	1.110	29.43	572.34	39.47	20,669	1,125,132	1.05	3.6545
3/11/20 11:49	1.70	111.2	0.441	0.6638	8.02	1.127	29.43	571.18	39.19	20,521	1,119,343	1.03	3.6717
3/11/20 11:50	1.70	109.6	0.415	0.6440	7.81	1.116	29.43	569.63	37.97	19,881	1,087,396	0.97	3.6878
3/11/20 11:51	1.70	110.1	0.408	0.6388	7.87	1.123	29.43	570.11	37.68	19,731	1,078,273	0.97	3.7040
3/11/20 11:52	1.70	110.4	0.434	0.6591	7.85	1.128	29.43	570.43	38.89	20,363	1,112,172	1.00	3.7207
3/11/20 11:53	1.70	111.0	0.399	0.6313	7.66	1.125	29.43	570.97	37.27	19,515	1,064,844	0.93	3.7362
3/11/20 11:54	1.70	111.4	0.446	0.6681	7.98	1.125	29.43	571.38	39.46	20,659	1,126,480	1.03	3.7533
3/11/20 11:55	1.70	110.5	0.428	0.6543	7.50	1.140	29.43	570.51	38.61	20,216	1,104,023	0.95	3.7691
3/11/20 11:56	1.70	110.2	0.430	0.6558	7.66	1.139	29.43	570.22	38.69	20,258	1,106,883	0.97	3.7852
3/11/20 11:57	1.70	109.3	0.379	0.6158	7.84	1.151	29.43	569.35	36.30	19,008	1,040,140	0.93	3.8008
3/11/20 11:58	1.70	109.4	0.406	0.6373	7.53	1.148	29.43	569.39	37.57	19,671	1,076,351	0.93	3.8162
3/11/20 11:59	1.70	109.7	0.418	0.6464	7.53	1.167	29.43	569.67	38.12	19,958	1,091,525	0.94	3.8319
3/11/20 12:00	1.70	109.1	0.411	0.6409	7.41	1.171	29.43	569.14	37.77	19,779	1,082,715	0.92	3.8472
3/11/20 12:01	1.70	108.4	0.432	0.6573	7.17	1.163	29.43	568.42	38.72	20,272	1,111,125	0.91	3.8624
3/11/20 12:02	1.70	108.8	0.381	0.6168	7.34	1.165	29.43	568.78	36.35	19,031	1,042,466	0.88	3.8770
3/11/20 12:03	1.70	109.2	0.436	0.6602	7.38	1.179	29.43	569.23	38.92	20,376	1,115,242	0.94	3.8927
3/11/20 12:04	1.70	109.9	0.412	0.6415	7.24	1.175	29.43	569.87	37.84	19,811	1,083,088	0.90	3.9076
3/11/20 12:05	1.70	110.4	0.436	0.6602	7.24	1.187	29.43	570.39	38.96	20,397	1,114,123	0.92	3.9230
3/11/20 12:06	1.70	110.3	0.440	0.6632	7.18	1.166	29.43	570.34	39.13	20,489	1,119,228	0.92	3.9383
3/11/20 12:07	1.70	109.8	0.414	0.6432	7.33	1.166	29.43	569.83	37.93	19,862	1,085,997	0.91	3.9534
3/11/20 12:08	1.70	108.6	0.427	0.6532	7.45	1.154	29.43	568.57	38.48	20,149	1,104,130	0.94	3.9691
3/11/20 12:09	1.70	108.0	0.411	0.6413	7.61	1.147	29.43	567.98	37.76	19,772	1,084,570	0.94	3.9849
3/11/20 12:10	1.70	109.4	0.421	0.6492	7.55	1.140	29.43	569.39	38.27	20,038	1,096,431	0.95	4.0006
3/11/20 12:11	1.70	110.9	0.417	0.6459	7.76	1.143	29.43	570.94	38.13	19,965	1,089,473	0.97	4.0167
3/11/20 12:12	1.70	111.9	0.389	0.6233	7.47	1.139	29.43	571.87	36.83	19,282	1,050,468	0.90	4.0317
3/11/20 12:13	1.70	111.3	0.458	0.6765	7.60	1.138	29.43	571.34	39.95	20,919	1,140,721	0.99	4.0482
3/11/20 12:14	1.70	110.4	0.443	0.6657	7.67	1.137	29.43	570.42	39.28	20,566	1,123,282	0.98	4.0646
3/11/20 12:15	1.70	111.2	0.388	0.6226	7.76	1.125	29.43	571.21	36.76	19,247	1,049,833	0.93	4.0801
3/11/20 12:16	1.70	111.0	0.413	0.6423	8.06	1.125	29.43	570.97	37.91	19,852	1,083,253	1.00	4.0968
3/11/20 12:17	1.70	110.7	0.401	0.6332	8.14	1.131	29.43	570.71	37.37	19,569	1,068,307	0.99	4.1133
3/11/20 12:18	1.70	109.9	0.396	0.6292	7.76	1.144	29.43	569.93	37.11	19,431	1,062,240	0.94	4.1290
3/11/20 12:19	1.70	110.0	0.397	0.6304	7.94	1.131	29.43	569.98	37.18	19,468	1,064,181	0.97	4.1451
3/11/20 12:20	1.70	111.2	0.422	0.6492	7.87	1.129	29.43	571.24	38.34	20,072	1,094,757	0.98	4.1616
3/11/20 12:21	1.70	112.3	0.433	0.6582	7.80	1.112	29.43	572.33	38.90	20,368	1,108,759	0.99	4.1780
3/11/20 12:22	1.70	111.9	0.429	0.6547	8.02	1.114	29.43	571.88	38.68	20,251	1,103,294	1.01	4.1949
3/11/20 12:23	1.70	110.3	0.442	0.6648	7.98	1.124	29.43	570.28	39.22	20,537	1,121,998	1.02	4.2120
3/11/20 12:24	1.70	109.6	0.408	0.6391	8.08	1.115	29.43	569.60	37.68	19,729	1,079,135	1.00	4.2286
3/11/20 12:25	1.70	109.5	0.427	0.6532	7.58	1.119	29.43	569.45	38.51	20,164	1,103,194	0.96	4.2445
3/11/20 12:26	1.70	110.7	0.391	0.6252	7.65	1.136	29.43	570.69	36.90	19,321	1,054,789	0.92	4.2599
3/11/20 12:27	1.70	111.9	0.411	0.6410	7.39	1.137	29.43	571.89	37.87	19,830	1,080,310	0.91	4.2751
3/11/20 12:28	1.70	111.7	0.440	0.6634	7.35	1.141	29.43	571.71	39.19	20,519	1,118,219	0.94	4.2908
3/11/20 12:29	1.70	110.9	0.376	0.6134	7.77	1.142	29.43	570.93	36.21	18,958	1,034,567	0.92	4.3061
3/11/20 12:30	1.70	111.2	0.386	0.6212	7.67	1.127	29.43	571.17	36.68	19,205	1,047,564	0.92	4.3214
3/11/20 12:31	1.70	111.1	0.405	0.6360	7.72	1.137	29.43	571.06	37.55	19,660	1,072,641	0.95	4.3372
3/11/20 12:32	1.70	110.6	0.438	0.6620	7.92	1.126	29.43	570.57	39.06	20,454	1,116,884	1.01	4.3540
3/11/20 12:33	1.70	110.0	0.419	0.6475	7.88	1.109	29.43	569.98	38.19	19,995	1,092,935	0.98	4.3704
3/11/20 12:34	1.70	110.0	0.436	0.6602	8.02	1.109	29.43	569.99	38.94	20,387	1,114,348	1.02	4.3875

Emission Calculations

Client: Medline
Location: Waukegan, IL
Source: Inlet #3
Date: 3/11/2020

As: 8.7266 sqft
Cp: 0.84
Barometric: 29.30 in Hg
O2: 20.9 % vol
CO2: 0.0 % vol

Clock Time	Static (in H2O)	TC (Deg F)	Raw DP (in H2O)	SQRT DP (in H2O)	EO (ppm v)	Water (% vol)	Ps (in Hg)	Ts (deg R)	Vs (fps)	Qact (acfm)	Qstd (scfh)	EO Em (lb/hr)	EO Total (lbs)
3/11/20 12:35	1.70	112.0	0.428	0.6544	7.97	1.108	29.43	571.99	38.66	20,244	1,102,654	1.01	4.4042
3/11/20 12:36	1.70	113.2	0.414	0.6437	7.90	1.117	29.43	573.22	38.08	19,937	1,083,595	0.98	4.4205
3/11/20 12:37	1.70	113.1	0.319	0.5644	8.02	1.108	29.43	573.10	33.38	17,479	950,208	0.87	4.4350
3/11/20 12:38	1.70	112.7	0.453	0.6733	8.01	1.122	29.43	572.75	39.81	20,843	1,133,794	1.04	4.4523
3/11/20 12:39	1.70	112.2	0.438	0.6617	8.16	1.125	29.43	572.17	39.11	20,475	1,114,940	1.04	4.4697
3/11/20 12:40	1.70	112.2	0.426	0.6527	8.25	1.119	29.43	572.18	38.57	20,195	1,099,658	1.04	4.4870
3/11/20 12:41	1.70	111.3	0.372	0.6100	8.20	1.122	29.43	571.31	36.02	18,860	1,028,530	0.96	4.5030
3/11/20 12:42	1.70	110.8	0.430	0.6559	7.99	1.120	29.43	570.77	38.71	20,270	1,106,436	1.01	4.5199
3/11/20 12:43	1.70	110.7	0.401	0.6334	8.01	1.131	29.43	570.65	37.38	19,573	1,068,622	0.98	4.5362
3/11/20 12:44	1.70	110.7	0.432	0.6572	8.10	1.128	29.43	570.73	38.79	20,309	1,108,677	1.03	4.5533
3/11/20 12:45	1.70	112.0	0.420	0.6484	8.05	1.117	29.43	572.02	38.31	20,059	1,092,556	1.01	4.5701
3/11/20 12:46	1.70	112.4	0.379	0.6156	8.04	1.121	29.43	572.39	36.39	19,052	1,037,043	0.95	4.5860
3/11/20 12:47	1.70	111.7	0.442	0.6651	8.32	1.125	29.43	571.73	39.29	20,573	1,121,083	1.07	4.6037
3/11/20 12:48	1.70	109.8	0.418	0.6461	8.32	1.125	29.43	569.76	38.10	19,951	1,090,961	1.04	4.6210
3/11/20 12:49	1.70	108.7	0.427	0.6533	7.92	1.126	29.43	568.71	38.49	20,153	1,104,057	1.00	4.6377
3/11/20 12:50	1.70	109.0	0.414	0.6437	8.03	1.118	29.43	569.05	37.94	19,864	1,087,566	1.00	4.6543
3/11/20 12:51	1.70	109.3	0.428	0.6539	7.97	1.133	29.43	569.32	38.55	20,183	1,104,520	1.01	4.6711
3/11/20 12:52	1.70	109.7	0.390	0.6245	7.75	1.152	29.43	569.70	36.83	19,282	1,054,523	0.93	4.6867
3/11/20 12:53	1.70	109.6	0.401	0.6329	7.41	1.163	29.43	569.61	37.32	19,539	1,068,729	0.91	4.7018
3/11/20 12:54	1.70	108.9	0.422	0.6493	7.57	1.156	29.43	568.85	38.26	20,034	1,097,239	0.95	4.7176
3/11/20 12:55	1.70	108.4	0.439	0.6626	7.90	1.135	29.43	568.37	39.03	20,436	1,120,215	1.01	4.7345
3/11/20 12:56	1.70	108.3	0.433	0.6582	8.03	1.134	29.43	568.29	38.76	20,297	1,112,736	1.02	4.7515
3/11/20 12:57	1.70	107.9	0.421	0.6488	7.94	1.129	29.43	567.88	38.20	19,999	1,097,208	1.00	4.7681
3/11/20 12:58	1.70	108.3	0.422	0.6497	8.08	1.114	29.43	568.29	38.26	20,034	1,098,346	1.02	4.7850
3/11/20 12:59	1.70	108.6	0.446	0.6675	8.00	1.138	29.43	568.63	39.32	20,589	1,128,090	1.03	4.8022
3/11/20 13:00	1.70	108.1	0.418	0.6466	7.81	1.133	29.43	568.13	38.08	19,937	1,093,319	0.98	4.8185
3/11/20 13:01	1.70	108.1	0.363	0.6028	7.71	1.143	29.43	568.09	35.50	18,587	1,019,352	0.90	4.8334
3/11/20 13:02	1.70	107.7	0.408	0.6389	7.84	1.141	29.43	567.69	37.61	19,692	1,080,740	0.97	4.8496
3/11/20 13:03	1.70	107.7	0.419	0.6474	7.98	1.123	29.43	567.66	38.11	19,952	1,095,057	1.00	4.8662
3/11/20 13:04	1.70	107.4	0.418	0.6468	8.26	1.116	29.43	567.37	38.06	19,930	1,094,409	1.03	4.8835
3/11/20 13:05	1.70	106.6	0.412	0.6420	8.07	1.118	29.43	566.60	37.75	19,766	1,086,882	1.00	4.9002
3/11/20 13:06	1.70	107.7	0.396	0.6292	7.81	1.119	29.43	567.69	37.04	19,392	1,064,282	0.95	4.9160
3/11/20 13:07	1.70	108.6	0.417	0.6458	8.06	1.118	29.43	568.63	38.05	19,921	1,091,503	1.01	4.9328
3/11/20 13:08	1.70	109.1	0.413	0.6427	7.98	1.125	29.43	569.09	37.87	19,831	1,085,704	0.99	4.9493
3/11/20 13:09	1.70	108.8	0.468	0.6840	8.00	1.120	29.43	568.78	40.30	21,100	1,155,794	1.06	4.9669
3/11/20 13:10	1.70	108.7	0.431	0.6567	7.35	1.124	29.43	568.67	38.69	20,256	1,109,775	0.93	4.9825
3/11/20 13:11	1.70	109.2	0.418	0.6462	7.95	1.129	29.43	569.16	38.09	19,943	1,091,671	0.99	4.9990
3/11/20 13:12	1.70	109.4	0.366	0.6048	8.04	1.117	29.43	569.39	35.65	18,668	1,021,494	0.94	5.0146
3/11/20 13:13	1.70	109.5	0.409	0.6396	7.79	1.113	29.43	569.50	37.71	19,744	1,080,149	0.96	5.0307
3/11/20 13:14	1.70	109.5	0.374	0.6112	8.00	1.129	29.43	569.46	36.04	18,868	1,032,289	0.94	5.0464
3/11/20 13:15	1.70	110.0	0.386	0.6212	7.89	1.131	29.43	569.96	36.64	19,184	1,048,689	0.95	5.0622
3/11/20 13:16	1.70	110.6	0.381	0.6176	7.76	1.125	29.43	570.57	36.44	19,082	1,041,987	0.92	5.0776
3/11/20 13:17	1.70	110.8	0.453	0.6729	7.46	1.126	29.43	570.84	39.72	20,797	1,135,064	0.97	5.0937
3/11/20 13:18	1.70	110.2	0.433	0.6583	7.62	1.133	29.43	570.17	38.83	20,332	1,111,028	0.97	5.1099
3/11/20 13:19	1.70	109.1	0.409	0.6391	7.34	1.130	29.43	569.15	37.67	19,724	1,079,724	0.91	5.1250
3/11/20 13:20	1.70	108.8	0.439	0.6629	7.28	1.129	29.43	568.81	39.06	20,450	1,120,144	0.93	5.1405
3/11/20 13:21	1.70	108.3	0.386	0.6209	7.67	1.121	29.43	568.29	36.57	19,146	1,049,658	0.92	5.1559
3/11/20 13:22	1.70	109.2	0.398	0.6305	7.55	1.118	29.43	569.17	37.16	19,457	1,065,045	0.92	5.1712

Emission Calculations

Client: Medline
Location: Waukegan, IL
Source: Inlet #3
Date: 3/11/2020

As: 8.7266 sqft
Cp: 0.84
Barometric: 29.30 in Hg
O2: 20.9 % vol
CO2: 0.0 % vol

Clock Time	Static (in H2O)	TC (Deg F)	Raw DP (in H2O)	SQRT DP (in H2O)	EO (ppm v)	Water (% vol)	Ps (in Hg)	Ts (deg R)	Vs (fps)	Qact (acfm)	Qstd (scfh)	EO Em (lb/hr)	EO Total (lbs)
3/11/20 13:23	1.70	110.5	0.400	0.6326	7.27	1.141	29.43	570.50	37.33	19,546	1,067,452	0.89	5.1860
3/11/20 13:24	1.70	110.7	0.309	0.5554	7.16	1.143	29.43	570.68	32.78	17,164	937,068	0.77	5.1988
3/11/20 13:25	1.70	111.3	0.441	0.6641	7.27	1.141	29.43	571.34	39.22	20,534	1,119,725	0.93	5.2143
3/11/20 13:26	1.70	111.8	0.392	0.6263	7.17	1.136	29.43	571.79	37.00	19,374	1,055,662	0.87	5.2287
3/11/20 13:27	1.70	112.6	0.430	0.6557	7.32	1.133	29.43	572.55	38.76	20,295	1,104,355	0.92	5.2441
3/11/20 13:28	1.70	112.9	0.406	0.6373	7.33	1.130	29.43	572.93	37.69	19,734	1,073,120	0.90	5.2591
3/11/20 13:29	1.70	112.8	0.441	0.6642	7.06	1.125	29.43	572.77	39.27	20,563	1,118,546	0.90	5.2741
3/11/20 13:30	1.70	112.1	0.423	0.6505	7.00	1.139	29.43	572.14	38.44	20,129	1,096,120	0.88	5.2887
3/11/20 13:31	1.70	112.2	0.411	0.6410	7.25	1.132	29.43	572.17	37.88	19,835	1,080,034	0.90	5.3037
3/11/20 13:32	1.70	111.7	0.440	0.6636	7.09	1.138	29.43	571.66	39.20	20,523	1,118,519	0.91	5.3188
3/11/20 13:33	1.70	113.5	0.386	0.6214	7.23	1.147	29.43	573.50	36.76	19,249	1,045,748	0.86	5.3332
3/11/20 13:34	1.70	113.1	0.372	0.6097	7.24	1.148	29.43	573.14	36.06	18,881	1,026,384	0.85	5.3473
3/11/20 13:35	1.70	113.3	0.408	0.6391	7.68	1.124	29.43	573.27	37.80	19,793	1,075,689	0.94	5.3631
3/11/20 13:36	1.70	114.9	0.424	0.6508	7.71	1.128	29.43	574.88	38.55	20,186	1,093,997	0.96	5.3792
3/11/20 13:37	1.70	115.3	0.432	0.6573	7.62	1.120	29.43	575.28	38.95	20,392	1,104,389	0.96	5.3952
3/11/20 13:38	1.70	114.8	0.380	0.6167	7.78	1.122	29.43	574.78	36.53	19,125	1,036,654	0.92	5.4106
3/11/20 13:39	1.70	113.3	0.354	0.5946	8.06	1.126	29.43	573.27	35.17	18,417	1,000,928	0.92	5.4259
3/11/20 13:40	1.70	111.6	0.398	0.6307	7.72	1.118	29.43	571.65	37.25	19,506	1,063,134	0.94	5.4416
3/11/20 13:41	1.70	111.5	0.421	0.6487	7.68	1.120	29.43	571.46	38.31	20,059	1,093,621	0.96	5.4576
3/11/20 13:42	1.70	112.7	0.440	0.6636	7.58	1.122	29.43	572.67	39.23	20,543	1,117,616	0.97	5.4737
3/11/20 13:43	1.70	113.5	0.362	0.6020	7.52	1.124	29.43	573.49	35.62	18,648	1,013,103	0.87	5.4882
3/11/20 13:44	1.70	113.7	0.405	0.6362	7.67	1.120	29.43	573.72	37.65	19,713	1,070,513	0.94	5.5039
3/11/20 13:45	1.70	113.0	0.393	0.6265	7.37	1.133	29.43	573.02	37.05	19,400	1,054,795	0.89	5.5187
3/11/20 13:46	1.70	113.0	0.411	0.6409	7.82	1.123	29.43	572.98	37.90	19,843	1,078,982	0.96	5.5348
3/11/20 13:47	1.70	113.4	0.382	0.6179	7.48	1.144	29.43	573.36	36.55	19,140	1,040,028	0.89	5.5496
3/11/20 13:48	1.70	113.2	0.424	0.6511	7.45	1.153	29.43	573.21	38.51	20,165	1,096,033	0.93	5.5651
3/11/20 13:49	1.70	111.5	0.420	0.6483	7.35	1.148	29.43	571.48	38.29	20,049	1,093,009	0.92	5.5804
3/11/20 13:50	1.70	110.5	0.448	0.6695	7.14	1.158	29.43	570.45	39.51	20,685	1,129,743	0.92	5.5958
3/11/20 13:51	1.70	109.8	0.437	0.6611	7.11	1.147	29.43	569.81	38.99	20,415	1,116,267	0.91	5.6110
3/11/20 13:52	1.70	110.6	0.453	0.6733	7.62	1.129	29.43	570.59	39.74	20,806	1,136,079	0.99	5.6275
3/11/20 13:53	1.70	110.7	0.474	0.6885	7.89	1.130	29.43	570.66	40.64	21,277	1,161,649	1.05	5.6449
3/11/20 13:54	1.70	109.6	0.429	0.6548	7.74	1.128	29.43	569.63	38.61	20,214	1,105,628	0.98	5.6612
3/11/20 13:55	1.70	109.2	0.412	0.6421	7.75	1.116	29.43	569.19	37.85	19,816	1,084,663	0.96	5.6772
3/11/20 13:56	1.70	108.5	0.362	0.6016	8.01	1.121	29.43	568.53	35.44	18,555	1,016,809	0.93	5.6927
3/11/20 13:57	1.70	109.3	0.443	0.6654	7.85	1.123	29.43	569.32	39.23	20,538	1,123,958	1.01	5.7096
3/11/20 13:58	1.70	110.6	0.413	0.6428	7.82	1.119	29.43	570.62	37.93	19,862	1,084,496	0.97	5.7257
3/11/20 13:59	1.70	110.8	0.379	0.6156	7.48	1.117	29.43	570.81	36.34	19,026	1,038,464	0.89	5.7405
3/11/20 14:00	1.70	110.1	0.398	0.6308	7.34	1.120	29.43	570.14	37.21	19,483	1,064,673	0.89	5.7554
3/11/20 14:01	1.70	109.4	0.435	0.6597	7.68	1.114	29.43	569.43	38.89	20,363	1,114,138	0.98	5.7717
3/11/20 14:02	1.70	108.7	0.444	0.6663	7.60	1.111	29.43	568.69	39.26	20,554	1,126,071	0.98	5.7880
3/11/20 14:03	1.70	108.3	0.415	0.6445	7.82	1.109	29.43	568.30	37.96	19,874	1,089,576	0.97	5.8042
3/11/20 14:04	1.70	108.1	0.474	0.6883	7.74	1.105	29.43	568.13	40.53	21,220	1,163,688	1.03	5.8214
3/11/20 14:05	1.70	108.5	0.414	0.6437	7.75	1.113	29.43	568.47	37.92	19,854	1,088,103	0.96	5.8375
3/11/20 14:06	1.70	109.0	0.436	0.6605	7.80	1.112	29.43	568.98	38.92	20,378	1,115,855	1.00	5.8541
3/11/20 14:07	1.70	109.7	0.408	0.6389	7.63	1.123	29.43	569.65	37.67	19,725	1,078,837	0.94	5.8698
3/11/20 14:08	1.70	109.5	0.350	0.5913	7.81	1.114	29.43	569.51	34.86	18,252	998,509	0.89	5.8846
3/11/20 14:09	1.70	110.6	0.455	0.6744	7.81	1.118	29.43	570.56	39.80	20,837	1,137,832	1.02	5.9016
3/11/20 14:10	1.70	110.6	0.460	0.6780	7.59	1.117	29.43	570.63	40.01	20,950	1,143,877	0.99	5.9181

Emission Calculations

Client: Medline
Location: Waukegan, IL
Source: Inlet #3
Date: 3/11/2020

As: 8.7266 sqft
Cp: 0.84
Barometric: 29.30 in Hg
O2: 20.9 % vol
CO2: 0.0 % vol

Clock Time	Static (in H2O)	TC (Deg F)	Raw DP (in H2O)	SQRT DP (in H2O)	EO (ppm v)	Water (% vol)	Ps (in Hg)	Ts (deg R)	Vs (fps)	Qact (acfm)	Qstd (scfh)	EO Em (lb/hr)	EO Total (lbs)
3/11/20 14:11	1.70	109.6	0.375	0.6123	7.66	1.116	29.43	569.55	36.10	18,902	1,033,973	0.91	5.9332
3/11/20 14:12	1.70	108.9	0.413	0.6428	7.75	1.127	29.43	568.91	37.88	19,833	1,086,139	0.96	5.9492
3/11/20 14:13	1.70	107.6	0.416	0.6447	7.72	1.120	29.43	567.57	37.94	19,867	1,090,561	0.96	5.9653
3/11/20 14:14	1.70	108.3	0.406	0.6370	7.72	1.128	29.43	568.29	37.52	19,644	1,076,961	0.95	5.9811
3/11/20 14:15	1.70	109.5	0.386	0.6211	7.85	1.131	29.43	569.50	36.62	19,174	1,048,971	0.94	5.9968
3/11/20 14:16	1.70	110.0	0.405	0.6362	8.09	1.140	29.43	570.04	37.53	19,650	1,074,003	0.99	6.0133
3/11/20 14:17	1.70	110.7	0.463	0.6803	8.17	1.126	29.43	570.69	40.15	21,022	1,147,688	1.07	6.0312
3/11/20 14:18	1.70	112.0	0.420	0.6482	8.62	1.122	29.43	572.01	38.30	20,054	1,092,322	1.08	6.0492
3/11/20 14:19	1.70	113.4	0.408	0.6390	9.22	1.116	29.43	573.43	37.80	19,793	1,075,396	1.13	6.0681
3/11/20 14:20	1.70	113.2	0.417	0.6459	10.32	1.115	29.43	573.22	38.20	20,004	1,087,250	1.28	6.0894
3/11/20 14:21	1.70	112.8	0.416	0.6449	11.55	1.122	29.43	572.75	38.13	19,965	1,086,007	1.43	6.1134
3/11/20 14:22	1.70	111.9	0.407	0.6376	13.19	1.149	29.43	571.85	37.67	19,723	1,074,568	1.62	6.1404
3/11/20 14:23	1.70	110.7	0.434	0.6584	14.95	1.128	29.43	570.75	38.86	20,347	1,110,710	1.90	6.1720
3/11/20 14:24	1.70	110.7	0.436	0.6606	15.88	1.129	29.43	570.67	38.99	20,414	1,114,498	2.02	6.2057
3/11/20 14:25	1.70	110.5	0.386	0.6209	16.73	1.140	29.43	570.48	36.64	19,184	1,047,679	2.00	6.2391
3/11/20 14:26	1.70	110.2	0.393	0.6268	18.38	1.140	29.43	570.17	36.98	19,362	1,057,975	2.22	6.2762
3/11/20 14:27	1.70	109.8	0.386	0.6215	19.71	1.143	29.43	569.80	36.65	19,192	1,049,396	2.36	6.3156
3/11/20 14:28	1.70	109.3	0.434	0.6585	21.04	1.140	29.43	569.33	38.82	20,325	1,112,244	2.68	6.3602
3/11/20 14:29	1.70	109.6	0.418	0.6465	22.47	1.143	29.43	569.65	38.12	19,959	1,091,624	2.80	6.4070
3/11/20 14:30	1.70	110.4	0.474	0.6885	22.73	1.154	29.43	570.37	40.62	21,270	1,161,880	3.02	6.4573
3/11/20 14:31	1.70	111.4	0.415	0.6441	23.07	1.146	29.43	571.43	38.04	19,918	1,086,010	2.87	6.5050
3/11/20 14:32	1.70	110.9	0.438	0.6617	24.55	1.153	29.43	570.93	39.07	20,454	1,116,203	3.13	6.5572
3/11/20 14:33	1.70	110.1	0.414	0.6430	25.23	1.138	29.43	570.08	37.93	19,861	1,085,440	3.13	6.6094
3/11/20 14:34	1.70	109.9	0.417	0.6459	25.58	1.151	29.43	569.89	38.10	19,947	1,090,496	3.19	6.6626
3/11/20 14:35	1.70	110.5	0.343	0.5858	26.49	1.137	29.43	570.50	34.57	18,101	988,506	2.99	6.7125
3/11/20 14:36	1.70	110.2	0.408	0.6385	26.97	1.149	29.43	570.24	37.67	19,724	1,077,673	3.32	6.7679
3/11/20 14:37	1.70	111.0	0.431	0.6564	27.59	1.146	29.43	571.00	38.75	20,291	1,107,167	3.49	6.8261
3/11/20 14:38	1.70	111.4	0.420	0.6482	28.00	1.167	29.43	571.38	38.28	20,043	1,092,878	3.50	6.8844
3/11/20 14:39	1.70	112.2	0.385	0.6203	28.78	1.168	29.43	572.25	36.66	19,197	1,045,170	3.44	6.9417
3/11/20 14:40	1.70	112.7	0.437	0.6611	28.57	1.158	29.43	572.72	39.09	20,466	1,113,326	3.64	7.0023
3/11/20 14:41	1.70	112.8	0.390	0.6243	29.08	1.149	29.43	572.80	36.91	19,327	1,051,252	3.50	7.0606
3/11/20 14:42	1.70	113.4	0.384	0.6197	28.95	1.160	29.43	573.41	36.66	19,196	1,043,004	3.45	7.1181
3/11/20 14:43	1.70	113.6	0.400	0.6326	29.22	1.157	29.43	573.59	37.43	19,600	1,064,604	3.56	7.1774
3/11/20 14:44	1.70	113.3	0.431	0.6563	29.30	1.163	29.43	573.28	38.82	20,328	1,104,741	3.70	7.2391
3/11/20 14:45	1.70	112.6	0.435	0.6598	28.78	1.164	29.43	572.62	39.01	20,426	1,111,398	3.66	7.3000
3/11/20 14:46	1.70	112.0	0.434	0.6589	28.81	1.175	29.43	572.03	38.93	20,386	1,110,331	3.66	7.3610
3/11/20 14:47	1.70	112.2	0.309	0.5554	28.85	1.168	29.43	572.24	32.83	17,188	935,836	3.09	7.4124
3/11/20 14:48	1.70	112.4	0.425	0.6518	28.68	1.154	29.43	572.38	38.53	20,172	1,097,987	3.60	7.4724
3/11/20 14:49	1.70	112.4	0.400	0.6325	28.49	1.155	29.43	572.36	37.39	19,576	1,065,614	3.47	7.5303
3/11/20 14:50	1.70	111.9	0.350	0.5919	27.81	1.167	29.43	571.91	34.97	18,311	997,510	3.17	7.5832
3/11/20 14:51	1.70	111.5	0.415	0.6445	26.84	1.174	29.43	571.49	38.07	19,933	1,086,658	3.34	7.6388
3/11/20 14:52	1.70	111.2	0.419	0.6473	26.65	1.158	29.43	571.22	38.22	20,013	1,091,585	3.33	7.6942
3/11/20 14:53	1.70	112.3	0.405	0.6364	27.03	1.158	29.43	572.27	37.61	19,694	1,072,205	3.31	7.7494
3/11/20 14:54	1.70	112.8	0.398	0.6306	26.59	1.162	29.43	572.80	37.29	19,525	1,062,023	3.23	7.8032
3/11/20 14:55	1.70	112.8	0.404	0.6358	26.61	1.154	29.43	572.82	37.60	19,687	1,070,761	3.26	7.8575
3/11/20 14:56	1.70	112.7	0.452	0.6721	26.71	1.157	29.43	572.66	39.74	20,806	1,131,948	3.46	7.9152
3/11/20 14:57	1.70	112.2	0.408	0.6389	25.79	1.146	29.43	572.19	37.76	19,770	1,076,486	3.17	7.9681
3/11/20 14:58	1.70	112.2	0.420	0.6482	26.67	1.152	29.43	572.22	38.31	20,057	1,092,050	3.33	8.0236

Emission Calculations

Client: Medline
Location: Waukegan, IL
Source: Inlet #3
Date: 3/11/2020

As: 8.7266 sqft
Cp: 0.84
Barometric: 29.30 in Hg
O2: 20.9 % vol
CO2: 0.0 % vol

Clock Time	Static (in H2O)	TC (Deg F)	Raw DP (in H2O)	SQRT DP (in H2O)	EO (ppm v)	Water (% vol)	Ps (in Hg)	Ts (deg R)	Vs (fps)	Qact (acfm)	Qstd (scfh)	EO Em (lb/hr)	EO Total (lbs)
3/11/20 14:59	1.70	112.7	0.354	0.5953	27.56	1.155	29.43	572.75	35.20	18,431	1,002,573	3.16	8.0762
3/11/20 15:00	1.70	113.3	0.409	0.6398	28.80	1.145	29.43	573.30	37.85	19,816	1,076,887	3.55	8.1353
3/11/20 15:01	1.70	112.8	0.415	0.6444	29.33	1.161	29.43	572.82	38.10	19,950	1,085,113	3.64	8.1960
3/11/20 15:02	1.70	112.2	0.440	0.6632	30.45	1.163	29.43	572.15	39.19	20,521	1,117,450	3.89	8.2608
3/11/20 15:03	1.70	111.0	0.416	0.6446	30.55	1.184	29.43	571.02	38.06	19,927	1,087,256	3.80	8.3241
3/11/20 15:04	1.70	111.3	0.423	0.6501	31.27	1.182	29.43	571.35	38.39	20,102	1,096,191	3.92	8.3894
3/11/20 15:05	1.70	110.5	0.358	0.5987	32.60	1.172	29.43	570.49	35.33	18,498	1,010,233	3.77	8.4522
3/11/20 15:06	1.70	110.2	0.422	0.6498	32.92	1.156	29.43	570.15	38.33	20,071	1,096,766	4.13	8.5210
3/11/20 15:07	1.70	108.6	0.408	0.6388	34.06	1.177	29.43	568.62	37.64	19,707	1,079,796	4.20	8.5911
3/11/20 15:08	1.70	108.0	0.438	0.6619	34.71	1.179	29.43	568.03	38.98	20,408	1,119,365	4.44	8.6651
3/11/20 15:09	1.70	107.7	0.436	0.6604	36.26	1.191	29.43	567.69	38.88	20,356	1,117,162	4.63	8.7423
3/11/20 15:10	1.70	108.4	0.413	0.6423	40.02	1.323	29.43	568.42	37.85	19,817	1,086,220	4.97	8.8251
3/11/20 15:11	1.70	108.8	0.407	0.6377	40.19	1.325	29.43	568.82	37.59	19,680	1,077,916	4.95	8.9077
3/11/20 15:12	1.70	108.6	0.402	0.6336	40.22	1.324	29.43	568.64	37.34	19,553	1,071,304	4.93	8.9898
3/11/20 15:13	1.70	108.6	0.405	0.6362	40.00	1.316	29.43	568.59	37.49	19,629	1,075,595	4.92	9.0718
3/11/20 15:14	1.70	109.3	0.406	0.6368	40.71	1.333	29.43	569.29	37.55	19,662	1,076,031	5.01	9.1553
3/11/20 15:15	1.70	109.8	0.425	0.6522	40.38	1.328	29.43	569.82	38.47	20,145	1,101,461	5.09	9.2400
3/11/20 15:16	1.70	109.4	0.394	0.6274	40.23	1.328	29.43	569.45	37.00	19,373	1,059,966	4.88	9.3213
3/11/20 15:17	1.70	108.9	0.463	0.6807	39.64	1.331	29.43	568.90	40.13	21,011	1,150,682	5.22	9.4082
3/11/20 15:18	1.70	108.5	0.419	0.6470	39.07	1.336	29.43	568.53	38.13	19,963	1,094,005	4.89	9.4896
3/11/20 15:19	1.70	107.9	0.410	0.6400	38.67	1.329	29.43	567.86	37.69	19,736	1,082,806	4.79	9.5694
3/11/20 15:20	1.70	108.3	0.410	0.6403	38.61	1.307	29.43	568.26	37.72	19,751	1,082,914	4.78	9.6491
3/11/20 15:21	1.70	108.8	0.414	0.6437	37.74	1.297	29.43	568.76	37.94	19,863	1,088,076	4.70	9.7274
3/11/20 15:22	1.70	109.4	0.401	0.6329	37.58	1.300	29.43	569.39	37.32	19,543	1,069,349	4.59	9.8039
3/11/20 15:23	1.70	110.3	0.431	0.6566	36.91	1.299	29.43	570.28	38.75	20,289	1,108,444	4.68	9.8819
3/11/20 15:24	1.70	109.9	0.410	0.6403	35.96	1.284	29.43	569.89	37.78	19,779	1,081,317	4.45	9.9560
3/11/20 15:25	1.70	111.2	0.385	0.6201	35.73	1.294	29.43	571.18	36.62	19,176	1,045,984	4.27	10.0272
3/11/20 15:26	1.70	111.6	0.420	0.6478	35.46	1.293	29.43	571.56	38.28	20,041	1,092,448	4.43	10.1011
3/11/20 15:27	1.70	110.7	0.427	0.6533	34.82	1.291	29.43	570.66	38.57	20,194	1,102,515	4.39	10.1742
3/11/20 15:28	1.70	109.7	0.394	0.6278	34.28	1.286	29.43	569.73	37.03	19,389	1,060,290	4.16	10.2435
3/11/20 15:29	1.70	110.3	0.406	0.6370	34.09	1.280	29.43	570.28	37.59	19,684	1,075,385	4.19	10.3133
3/11/20 15:30	1.70	110.6	0.404	0.6356	33.83	1.288	29.43	570.57	37.52	19,646	1,072,737	4.15	10.3825
3/11/20 15:31	1.70	110.2	0.403	0.6347	33.86	1.273	29.43	570.17	37.45	19,609	1,071,497	4.15	10.4517
3/11/20 15:32	1.70	109.5	0.445	0.6672	33.27	1.269	29.43	569.47	39.35	20,602	1,127,163	4.29	10.5231
3/11/20 15:33	1.70	109.1	0.457	0.6757	32.47	1.270	29.43	569.07	39.83	20,857	1,141,905	4.24	10.5938
3/11/20 15:34	1.70	109.4	0.462	0.6796	32.40	1.273	29.43	569.44	40.07	20,983	1,148,018	4.25	10.6646
3/11/20 15:35	1.70	111.0	0.409	0.6396	31.82	1.278	29.43	571.01	37.77	19,776	1,079,057	3.93	10.7301
3/11/20 15:36	1.70	111.5	0.430	0.6554	31.69	1.294	29.43	571.48	38.72	20,275	1,105,336	4.00	10.7968
3/11/20 15:37	1.70	110.9	0.410	0.6401	31.57	1.286	29.43	570.88	37.79	19,789	1,079,990	3.90	10.8618
3/11/20 15:38	1.70	109.0	0.369	0.6070	31.16	1.288	29.43	569.04	35.79	18,737	1,025,906	3.66	10.9227
3/11/20 15:39	1.70	108.2	0.349	0.5904	30.67	1.290	29.43	568.24	34.78	18,212	998,527	3.50	10.9811
3/11/20 15:40	1.70	108.5	0.413	0.6425	30.68	1.301	29.43	568.50	37.86	19,823	1,086,364	3.81	11.0446
3/11/20 15:41	1.70	108.7	0.421	0.6485	31.22	1.308	29.43	568.73	38.22	20,013	1,096,371	3.91	11.1098
3/11/20 15:42	1.70	109.0	0.412	0.6416	31.79	1.316	29.43	568.96	37.82	19,805	1,084,504	3.94	11.1755
3/11/20 15:43	1.70	109.2	0.383	0.6187	32.24	1.301	29.43	569.20	36.48	19,101	1,045,499	3.85	11.2397
3/11/20 15:44	1.70	108.9	0.428	0.6538	32.83	1.288	29.43	568.89	38.54	20,179	1,105,131	4.15	11.3089
3/11/20 15:45	1.70	110.5	0.392	0.6263	32.54	1.282	29.43	570.52	36.97	19,355	1,056,989	3.93	11.3744
3/11/20 15:46	1.70	111.5	0.409	0.6395	31.98	1.287	29.43	571.48	37.78	19,782	1,078,493	3.94	11.4401

Emission Calculations

Client: Medline
Location: Waukegan, IL
Source: Inlet #3
Date: 3/11/2020

As: 8.7266 sqft
Cp: 0.84
Barometric: 29.30 in Hg
O2: 20.9 % vol
CO2: 0.0 % vol

Clock Time	Static (in H2O)	TC (Deg F)	Raw DP (in H2O)	SQRT DP (in H2O)	EO (ppm v)	Water (% vol)	Ps (in Hg)	Ts (deg R)	Vs (fps)	Qact (acfm)	Qstd (scfh)	EO Em (lb/hr)	EO Total (lbs)
3/11/20 15:47	1.70	111.8	0.440	0.6631	32.64	1.289	29.43	571.77	39.18	20,517	1,117,962	4.17	11.5097
3/11/20 15:48	1.70	110.1	0.408	0.6391	33.34	1.278	29.43	570.09	37.71	19,744	1,078,998	4.11	11.5782
3/11/20 15:49	1.70	109.8	0.433	0.6576	33.66	1.283	29.43	569.77	38.79	20,312	1,110,702	4.27	11.6495
3/11/20 15:50	1.70	110.9	0.436	0.6600	34.20	1.277	29.43	570.86	38.97	20,404	1,113,603	4.35	11.7220
3/11/20 15:51	1.70	112.4	0.397	0.6299	34.23	1.272	29.43	572.41	37.24	19,500	1,061,401	4.15	11.7913
3/11/20 15:52	1.70	112.6	0.444	0.6660	34.65	1.272	29.43	572.58	39.38	20,621	1,122,081	4.45	11.8654
3/11/20 15:53	1.70	112.2	0.422	0.6493	34.75	1.268	29.43	572.25	38.38	20,098	1,094,212	4.35	11.9378
3/11/20 15:54	1.70	111.9	0.400	0.6321	34.99	1.261	29.43	571.91	37.36	19,560	1,065,582	4.26	12.0089
3/11/20 15:55	1.70	111.9	0.422	0.6498	34.40	1.258	29.43	571.90	38.40	20,105	1,095,302	4.31	12.0807
3/11/20 15:56	1.70	112.4	0.418	0.6465	33.86	1.260	29.43	572.39	38.22	20,014	1,089,376	4.22	12.1510
3/11/20 15:57	1.70	112.7	0.407	0.6382	34.07	1.258	29.43	572.71	37.74	19,761	1,075,038	4.19	12.2208
3/11/20 15:58	1.70	111.8	0.455	0.6745	34.14	1.268	29.43	571.80	39.86	20,868	1,137,046	4.44	12.2947
3/11/20 15:59	1.70	110.0	0.437	0.6612	33.88	1.258	29.43	569.98	39.01	20,425	1,116,458	4.32	12.3668
3/11/20 16:00	1.70	109.5	0.422	0.6495	33.77	1.253	29.43	569.50	38.30	20,053	1,097,078	4.24	12.4374
3/11/20 16:01	1.70	110.0	0.383	0.6185	33.47	1.254	29.43	569.98	36.49	19,107	1,044,418	4.00	12.5040
3/11/20 16:02	1.70	109.8	0.407	0.6383	33.06	1.267	29.43	569.76	37.65	19,713	1,077,972	4.07	12.5719
3/11/20 16:03	1.70	109.3	0.433	0.6581	32.99	1.261	29.43	569.29	38.80	20,317	1,111,899	4.19	12.6418
3/11/20 16:04	1.70	108.7	0.409	0.6394	32.58	1.252	29.43	568.72	37.68	19,729	1,080,773	4.03	12.7089
3/11/20 16:05	1.70	108.6	0.423	0.6500	32.59	1.251	29.43	568.58	38.30	20,054	1,098,867	4.09	12.7772
3/11/20 16:06	1.70	109.0	0.408	0.6384	32.41	1.250	29.43	569.04	37.63	19,703	1,078,744	4.00	12.8438
3/11/20 16:07	1.70	110.0	0.422	0.6498	31.77	1.269	29.43	570.01	38.34	20,075	1,097,262	3.99	12.9102
3/11/20 16:08	1.70	109.7	0.474	0.6886	31.67	1.287	29.43	569.72	40.62	21,268	1,163,076	4.21	12.9804
3/11/20 16:09	1.70	109.2	0.403	0.6348	31.15	1.298	29.43	569.18	37.43	19,598	1,072,736	3.82	13.0441
3/11/20 16:10	1.70	108.4	0.416	0.6446	30.79	1.301	29.43	568.43	37.98	19,886	1,089,970	3.84	13.1081
3/11/20 16:11	1.70	110.2	0.341	0.5835	30.99	1.333	29.43	570.17	34.44	18,031	985,262	3.49	13.1662
3/11/20 16:12	1.70	113.7	0.388	0.6227	30.87	1.353	29.43	573.65	36.86	19,299	1,048,180	3.70	13.2279
3/11/20 16:13	1.70	115.7	0.407	0.6379	30.14	1.369	29.43	575.69	37.83	19,807	1,071,949	3.69	13.2895
3/11/20 16:14	1.70	115.7	0.406	0.6372	30.54	1.359	29.43	575.69	37.79	19,785	1,070,744	3.74	13.3518
3/11/20 16:15	1.70	115.1	0.429	0.6550	30.13	1.346	29.43	575.10	38.82	20,327	1,101,196	3.79	13.4150
3/11/20 16:16	1.70	114.9	0.382	0.6183	29.75	1.336	29.43	574.94	36.64	19,185	1,039,650	3.54	13.4739
3/11/20 16:17	1.70	115.0	0.399	0.6317	29.84	1.337	29.43	574.96	37.44	19,603	1,062,233	3.62	13.5343
3/11/20 16:18	1.70	114.8	0.384	0.6198	29.96	1.333	29.43	574.81	36.72	19,228	1,042,214	3.57	13.5938
3/11/20 16:19	1.70	113.7	0.444	0.6663	29.87	1.325	29.43	573.70	39.44	20,653	1,121,605	3.83	13.6577
3/11/20 16:20	1.70	112.2	0.419	0.6473	29.40	1.311	29.43	572.18	38.27	20,036	1,090,983	3.67	13.7188
3/11/20 16:21	1.70	110.9	0.437	0.6608	29.44	1.311	29.43	570.87	39.02	20,429	1,114,936	3.75	13.7814
3/11/20 16:22	1.70	111.2	0.390	0.6247	28.32	1.311	29.43	571.24	36.90	19,322	1,053,826	3.41	13.8382
3/11/20 16:23	1.70	110.2	0.421	0.6491	28.52	1.300	29.43	570.15	38.30	20,055	1,095,896	3.57	13.8978
3/11/20 16:24	1.70	109.6	0.407	0.6377	28.09	1.296	29.43	569.62	37.61	19,693	1,077,098	3.46	13.9555
3/11/20 16:25	1.70	109.8	0.426	0.6526	27.97	1.293	29.43	569.83	38.50	20,158	1,102,162	3.53	14.0142
3/11/20 16:26	1.70	109.3	0.378	0.6144	28.04	1.306	29.43	569.27	36.23	18,969	1,038,180	3.33	14.0697
3/11/20 16:27	1.70	109.4	0.394	0.6274	27.55	1.290	29.43	569.35	36.99	19,370	1,059,979	3.34	14.1253
3/11/20 16:28	1.70	110.4	0.447	0.6685	27.25	1.296	29.43	570.37	39.46	20,659	1,128,473	3.52	14.1839
3/11/20 16:29	1.70	110.2	0.415	0.6443	27.54	1.306	29.43	570.18	38.02	19,907	1,087,791	3.43	14.2410
3/11/20 16:30	1.70	109.5	0.413	0.6427	27.13	1.297	29.43	569.52	37.91	19,848	1,085,775	3.37	14.2972
3/11/20 16:31	1.70	108.4	0.428	0.6544	26.90	1.302	29.43	568.43	38.56	20,190	1,106,639	3.40	14.3539
3/11/20 16:32	1.70	107.3	0.480	0.6930	26.65	1.289	29.43	567.31	40.79	21,357	1,172,896	3.57	14.4135
3/11/20 16:33	1.70	108.5	0.412	0.6417	26.50	1.292	29.43	568.47	37.81	19,798	1,085,053	3.29	14.4683
3/11/20 16:34	1.70	109.3	0.441	0.6637	26.24	1.309	29.43	569.30	39.14	20,492	1,121,447	3.36	14.5243

Emission Calculations

Client: Medline
Location: Waukegan, IL
Source: Inlet #3
Date: 3/11/2020

As: 8.7266 sqft
Cp: 0.84
Barometric: 29.30 in Hg
O2: 20.9 % vol
CO2: 0.0 % vol

Clock Time	Static (in H2O)	TC (Deg F)	Raw DP (in H2O)	SQRT DP (in H2O)	EO (ppm v)	Water (% vol)	Ps (in Hg)	Ts (deg R)	Vs (fps)	Qact (acfm)	Qstd (scfh)	EO Em (lb/hr)	EO Total (lbs)
3/11/20 16:35	1.70	109.3	0.434	0.6587	26.72	1.313	29.43	569.34	38.84	20,338	1,112,987	3.40	14.5810
3/11/20 16:36	1.70	109.5	0.419	0.6471	26.49	1.323	29.43	569.47	38.16	19,982	1,093,208	3.31	14.6362
3/11/20 16:37	1.70	109.2	0.385	0.6205	27.09	1.317	29.43	569.25	36.59	19,157	1,048,485	3.25	14.6903
3/11/20 16:38	1.70	107.9	0.414	0.6437	28.11	1.321	29.43	567.87	37.91	19,848	1,088,981	3.50	14.7486
3/11/20 16:39	1.70	108.1	0.446	0.6681	29.16	1.314	29.43	568.11	39.35	20,605	1,129,993	3.77	14.8114
3/11/20 16:40	1.70	108.7	0.392	0.6260	29.99	1.313	29.43	568.69	36.90	19,318	1,058,351	3.63	14.8719
3/11/20 16:41	1.70	109.5	0.374	0.6112	31.14	1.334	29.43	569.50	36.05	18,876	1,032,651	3.68	14.9332
3/11/20 16:42	1.70	109.5	0.409	0.6398	31.62	1.327	29.43	569.46	37.73	19,756	1,080,888	3.91	14.9983
3/11/20 16:43	1.70	107.8	0.389	0.6235	32.45	1.307	29.43	567.80	36.71	19,224	1,054,838	3.91	15.0636
3/11/20 16:44	1.70	107.5	0.420	0.6479	33.85	1.307	29.43	567.50	38.15	19,973	1,096,512	4.24	15.1343
3/11/20 16:45	1.70	108.5	0.397	0.6304	34.15	1.312	29.43	568.50	37.15	19,450	1,065,927	4.16	15.2037
3/11/20 16:46	1.70	109.1	0.438	0.6614	34.84	1.307	29.43	569.15	39.00	20,419	1,117,765	4.45	15.2779
3/11/20 16:47	1.70	110.5	0.414	0.6437	36.05	1.301	29.43	570.47	37.99	19,893	1,086,455	4.48	15.3525
3/11/20 16:48	1.70	110.4	0.432	0.6573	35.76	1.308	29.43	570.45	38.80	20,316	1,109,583	4.54	15.4281
3/11/20 16:49	1.70	108.9	0.356	0.5966	36.61	1.313	29.43	568.87	35.17	18,412	1,008,411	4.22	15.4985
3/11/20 16:50	1.70	108.0	0.388	0.6226	36.44	1.322	29.43	567.97	36.67	19,200	1,053,211	4.39	15.5716
3/11/20 16:51	1.70	108.6	0.440	0.6636	36.82	1.320	29.43	568.59	39.10	20,475	1,121,910	4.72	15.6503
3/11/20 16:52	1.70	109.5	0.349	0.5904	36.92	1.302	29.43	569.49	34.82	18,232	997,450	4.21	15.7205
3/11/20 16:53	1.70	110.6	0.435	0.6595	37.54	1.302	29.43	570.63	38.94	20,387	1,113,113	4.78	15.8001
3/11/20 16:54	1.70	109.1	0.468	0.6839	37.47	1.294	29.43	569.12	40.32	21,111	1,155,697	4.95	15.8826
3/11/20 16:55	1.70	107.8	0.416	0.6447	36.90	1.280	29.43	567.77	37.96	19,876	1,090,699	4.60	15.9593
3/11/20 16:56	1.70	107.3	0.442	0.6645	37.56	1.283	29.43	567.34	39.11	20,479	1,124,604	4.83	16.0398
3/11/20 16:57	1.70	107.0	0.397	0.6302	37.61	1.299	29.43	566.99	37.09	19,419	1,067,050	4.59	16.1163
3/11/20 16:58	1.70	108.1	0.431	0.6564	37.69	1.322	29.43	568.10	38.66	20,244	1,110,230	4.78	16.1960
3/11/20 16:59	1.70	107.0	0.406	0.6372	37.21	1.335	29.43	567.00	37.50	19,634	1,078,865	4.59	16.2725
3/11/20 17:00	1.70	107.5	0.411	0.6411	37.04	1.332	29.43	567.48	37.74	19,763	1,085,029	4.60	16.3491
3/11/20 17:01	1.70	108.5	0.408	0.6389	36.55	1.308	29.43	568.55	37.65	19,713	1,080,261	4.51	16.4244
3/11/20 17:02	1.70	109.1	0.384	0.6197	36.35	1.305	29.43	569.12	36.53	19,129	1,047,216	4.35	16.4969
3/11/20 17:03	1.70	111.5	0.377	0.6143	36.01	1.279	29.43	571.55	36.29	19,004	1,035,920	4.26	16.5680
3/11/20 17:04	1.70	111.9	0.436	0.6603	35.79	1.267	29.43	571.92	39.02	20,432	1,113,058	4.55	16.6439
3/11/20 17:05	1.70	111.7	0.410	0.6400	35.81	1.262	29.43	571.66	37.81	19,799	1,079,068	4.42	16.7175
3/11/20 17:06	1.70	110.4	0.426	0.6529	34.97	1.260	29.43	570.43	38.54	20,177	1,102,026	4.41	16.7910
3/11/20 17:07	1.70	111.4	0.437	0.6608	35.03	1.261	29.43	571.38	39.03	20,439	1,114,464	4.46	16.8654
3/11/20 17:08	1.70	111.4	0.388	0.6228	35.11	1.264	29.43	571.43	36.79	19,264	1,050,311	4.22	16.9357
3/11/20 17:09	1.70	111.9	0.397	0.6297	34.86	1.260	29.43	571.93	37.21	19,484	1,061,416	4.23	17.0062
3/11/20 17:10	1.70	110.9	0.400	0.6325	34.33	1.260	29.43	570.94	37.34	19,553	1,067,019	4.19	17.0760
3/11/20 17:11	1.70	110.5	0.380	0.6164	34.50	1.258	29.43	570.45	36.38	19,050	1,040,440	4.10	17.1444
3/11/20 17:12	1.70	111.5	0.415	0.6439	34.27	1.267	29.43	571.54	38.04	19,918	1,085,754	4.25	17.2153
3/11/20 17:13	1.70	112.0	0.398	0.6306	34.57	1.263	29.43	571.96	37.27	19,512	1,062,869	4.20	17.2853
3/11/20 17:14	1.70	111.7	0.440	0.6636	33.86	1.260	29.43	571.75	39.21	20,529	1,118,685	4.33	17.3575
3/11/20 17:15	1.70	109.8	0.469	0.6845	33.25	1.255	29.43	569.75	40.38	21,141	1,156,085	4.39	17.4307
3/11/20 17:16	1.70	108.5	0.449	0.6698	33.41	1.250	29.43	568.47	39.46	20,662	1,132,414	4.33	17.5028
3/11/20 17:17	1.70	109.0	0.410	0.6405	33.41	1.254	29.43	568.97	37.76	19,769	1,082,521	4.14	17.5717
3/11/20 17:18	1.70	110.5	0.447	0.6682	33.65	1.281	29.43	570.49	39.44	20,651	1,127,818	4.34	17.6441
3/11/20 17:19	1.70	111.0	0.456	0.6754	33.32	1.281	29.43	570.98	39.88	20,883	1,139,519	4.34	17.7164
3/11/20 17:20	1.70	108.8	0.449	0.6701	34.32	1.284	29.43	568.78	39.49	20,678	1,132,677	4.44	17.7905
3/11/20 17:21	1.70	108.0	0.387	0.6223	34.97	1.269	29.43	568.03	36.65	19,189	1,052,511	4.21	17.8606
3/11/20 17:22	1.70	109.1	0.401	0.6332	35.78	1.274	29.43	569.13	37.33	19,547	1,070,070	4.38	17.9336

Emission Calculations

Client: Medline
Location: Waukegan, IL
Source: Inlet #3
Date: 3/11/2020

As: 8.7266 sqft
Cp: 0.84
Barometric: 29.30 in Hg
O2: 20.9 % vol
CO2: 0.0 % vol

Clock Time	Static (in H2O)	TC (Deg F)	Raw DP (in H2O)	SQRT DP (in H2O)	EO (ppm v)	Water (% vol)	Ps (in Hg)	Ts (deg R)	Vs (fps)	Qact (acfm)	Qstd (scfh)	EO Em (lb/hr)	EO Total (lbs)
3/11/20 17:23	1.70	109.3	0.344	0.5868	36.20	1.284	29.43	569.32	34.60	18,116	991,396	4.10	18.0020
3/11/20 17:24	1.70	110.0	0.365	0.6040	37.15	1.289	29.43	570.03	35.64	18,659	1,019,855	4.33	18.0742
3/11/20 17:25	1.70	110.5	0.414	0.6437	38.11	1.290	29.43	570.53	37.99	19,894	1,086,371	4.73	18.1531
3/11/20 17:26	1.70	110.6	0.357	0.5973	38.38	1.281	29.43	570.62	35.26	18,463	1,008,071	4.42	18.2268
3/11/20 17:27	1.70	110.9	0.400	0.6328	38.42	1.276	29.43	570.90	37.36	19,563	1,067,614	4.69	18.3050
3/11/20 17:28	1.70	110.6	0.389	0.6239	38.69	1.270	29.43	570.60	36.83	19,285	1,052,983	4.66	18.3826
3/11/20 17:29	1.70	109.4	0.439	0.6625	38.82	1.267	29.43	569.44	39.07	20,455	1,119,182	4.97	18.4654
3/11/20 17:30	1.70	108.5	0.424	0.6511	39.57	1.278	29.43	568.50	38.36	20,087	1,100,823	4.98	18.5484
3/11/20 17:31	1.70	108.6	0.401	0.6332	40.25	1.288	29.43	568.63	37.31	19,537	1,070,442	4.93	18.6305
3/11/20 17:32	1.70	109.8	0.421	0.6488	40.31	1.293	29.43	569.84	38.28	20,042	1,095,791	5.05	18.7147
3/11/20 17:33	1.70	109.5	0.434	0.6588	40.12	1.291	29.43	569.54	38.85	20,344	1,112,873	5.11	18.7998
3/11/20 17:34	1.70	109.4	0.419	0.6471	39.14	1.270	29.43	569.43	38.16	19,979	1,093,140	4.89	18.8813
3/11/20 17:35	1.70	108.5	0.409	0.6393	38.78	1.264	29.43	568.50	37.67	19,723	1,080,881	4.79	18.9612
3/11/20 17:36	1.70	107.8	0.447	0.6687	39.01	1.269	29.43	567.81	39.38	20,618	1,131,338	5.05	19.0453
3/11/20 17:37	1.70	107.0	0.439	0.6627	38.45	1.285	29.43	566.96	39.00	20,418	1,122,051	4.93	19.1275
3/11/20 17:38	1.70	107.7	0.407	0.6377	38.68	1.277	29.43	567.68	37.55	19,661	1,079,034	4.77	19.2071
3/11/20 17:39	1.70	109.2	0.436	0.6605	38.65	1.275	29.43	569.16	38.94	20,390	1,116,151	4.93	19.2893
3/11/20 17:40	1.70	109.6	0.415	0.6439	38.77	1.270	29.43	569.58	37.98	19,884	1,087,630	4.82	19.3696
3/11/20 17:41	1.70	108.7	0.409	0.6398	38.69	1.262	29.43	568.72	37.71	19,743	1,081,587	4.79	19.4494
3/11/20 17:42	1.70	108.7	0.430	0.6559	38.04	1.258	29.43	568.65	38.65	20,237	1,108,782	4.82	19.5298
3/11/20 17:43	1.70	108.8	0.383	0.6188	36.68	1.260	29.43	568.85	36.47	19,096	1,045,874	4.39	19.6029
3/11/20 17:44	1.70	108.2	0.428	0.6541	36.79	1.254	29.43	568.24	38.53	20,176	1,106,205	4.65	19.6804
3/11/20 17:45	1.70	109.1	0.382	0.6178	37.13	1.257	29.43	569.09	36.42	19,070	1,044,011	4.43	19.7543
3/11/20 17:46	1.70	110.4	0.401	0.6335	37.54	1.264	29.43	570.42	37.39	19,576	1,069,238	4.59	19.8308
3/11/20 17:47	1.70	111.4	0.398	0.6308	36.89	1.254	29.43	571.41	37.26	19,510	1,063,761	4.49	19.9056
3/11/20 17:48	1.70	111.7	0.428	0.6541	36.90	1.249	29.43	571.66	38.65	20,236	1,102,880	4.65	19.9831
3/11/20 17:49	1.70	110.8	0.372	0.6096	35.92	1.249	29.43	570.77	35.99	18,843	1,028,574	4.22	20.0535
3/11/20 17:50	1.70	111.4	0.393	0.6268	35.30	1.243	29.43	571.40	37.03	19,386	1,057,045	4.27	20.1246
3/11/20 17:51	1.70	112.0	0.420	0.6481	34.92	1.243	29.43	572.00	38.30	20,054	1,092,320	4.36	20.1973
3/11/20 17:52	1.70	111.1	0.389	0.6239	34.58	1.241	29.43	571.10	36.84	19,290	1,052,325	4.16	20.2667
3/11/20 17:53	1.70	109.9	0.440	0.6636	35.02	1.238	29.43	569.91	39.14	20,495	1,120,446	4.49	20.3414
3/11/20 17:54	1.70	110.4	0.441	0.6643	35.22	1.249	29.43	570.43	39.21	20,528	1,121,225	4.51	20.4167
3/11/20 17:55	1.70	110.9	0.416	0.6451	35.13	1.253	29.43	570.90	38.09	19,942	1,088,300	4.37	20.4896
3/11/20 17:56	1.70	111.9	0.412	0.6415	34.48	1.249	29.43	571.95	37.91	19,850	1,081,268	4.26	20.5606
3/11/20 17:57	1.70	111.8	0.448	0.6692	33.96	1.243	29.43	571.81	39.54	20,704	1,128,074	4.38	20.6336
3/11/20 17:58	1.70	111.7	0.350	0.5916	33.58	1.242	29.43	571.69	34.95	18,302	997,408	3.83	20.6974
3/11/20 17:59	1.70	112.2	0.392	0.6258	33.55	1.247	29.43	572.24	36.99	19,368	1,054,527	4.04	20.7648
3/11/20 18:00	1.70	111.9	0.417	0.6455	33.51	1.239	29.43	571.86	38.15	19,973	1,088,146	4.17	20.8343
3/11/20 18:01	1.70	111.9	0.393	0.6266	31.23	1.236	29.43	571.91	37.03	19,387	1,056,152	3.77	20.8972
3/11/20 18:02	1.70	111.2	0.409	0.6393	32.20	1.230	29.43	571.15	37.75	19,767	1,078,298	3.97	20.9634
3/11/20 18:03	1.70	110.5	0.450	0.6707	33.11	1.231	29.43	570.50	39.59	20,728	1,131,988	4.29	21.0348
3/11/20 18:04	1.70	111.8	0.431	0.6564	32.59	1.235	29.43	571.83	38.78	20,307	1,106,417	4.12	21.1035
3/11/20 18:05	1.70	111.8	0.397	0.6302	33.27	1.245	29.43	571.83	37.24	19,497	1,062,287	4.04	21.1708
3/11/20 18:06	1.70	111.6	0.418	0.6468	33.57	1.247	29.43	571.56	38.21	20,008	1,090,665	4.19	21.2406
3/11/20 18:07	1.70	110.7	0.419	0.6470	33.95	1.253	29.43	570.74	38.20	19,999	1,091,721	4.24	21.3112
3/11/20 18:08	1.70	110.5	0.426	0.6530	33.21	1.264	29.43	570.52	38.54	20,181	1,102,081	4.18	21.3810
3/11/20 18:09	1.70	110.9	0.359	0.5992	33.10	1.279	29.43	570.93	35.38	18,525	1,010,901	3.83	21.4448
3/11/20 18:10	1.70	109.6	0.407	0.6376	32.85	1.285	29.43	569.57	37.60	19,689	1,076,996	4.05	21.5122

Emission Calculations

Client: Medline
Location: Waukegan, IL
Source: Inlet #3
Date: 3/11/2020

As:	8.7266 sqft
Cp:	0.84
Barometric:	29.30 in Hg
O2:	20.9 % vol
CO2:	0.0 % vol

Clock Time	Static (in H2O)	TC (Deg F)	Raw DP (in H2O)	SQRT DP (in H2O)	EO (ppm v)	Water (% vol)	Ps (in Hg)	Ts (deg R)	Vs (fps)	Qact (acfm)	Qstd (scfh)	EO Em (lb/hr)	EO Total (lbs)
3/11/20 18:11	1.70	108.8	0.430	0.6558	32.45	1.273	29.43	568.84	38.65	20,239	1,108,501	4.11	21.5807
3/11/20 18:12	1.70	108.6	0.419	0.6471	32.44	1.265	29.43	568.61	38.13	19,967	1,094,049	4.06	21.6484
3/11/20 18:13	1.70	109.2	0.412	0.6416	33.16	1.279	29.43	569.22	37.83	19,806	1,084,046	4.11	21.7168
3/11/20 18:14	1.70	110.3	0.363	0.6027	32.65	1.264	29.43	570.26	35.56	18,621	1,017,358	3.80	21.7801
3/11/20 18:15	1.70	112.0	0.389	0.6236	32.68	1.257	29.43	572.00	36.86	19,298	1,051,122	3.93	21.8456
3/11/20 18:16	1.70	111.2	0.444	0.6660	32.51	1.253	29.43	571.22	39.34	20,596	1,123,374	4.18	21.9152
3/11/20 18:17	1.70	110.7	0.447	0.6688	32.49	1.253	29.43	570.74	39.48	20,673	1,128,524	4.19	21.9851
3/11/20 18:18	1.70	111.0	0.420	0.6480	32.80	1.247	29.43	571.02	38.26	20,035	1,093,137	4.10	22.0534
3/11/20 18:19	1.70	110.8	0.406	0.6374	34.22	1.253	29.43	570.83	37.63	19,704	1,075,479	4.21	22.1235
3/11/20 18:20	1.70	110.0	0.433	0.6581	35.07	1.259	29.43	570.04	38.83	20,330	1,111,160	4.46	22.1978
3/11/20 18:21	1.70	110.2	0.410	0.6402	35.59	1.257	29.43	570.25	37.78	19,782	1,080,790	4.40	22.2711
3/11/20 18:22	1.70	110.8	0.412	0.6419	35.54	1.264	29.43	570.76	37.89	19,841	1,083,085	4.40	22.3444
3/11/20 18:23	1.70	110.5	0.402	0.6336	36.19	1.267	29.43	570.54	37.40	19,583	1,069,403	4.42	22.4182
3/11/20 18:24	1.70	110.3	0.433	0.6582	36.52	1.267	29.43	570.32	38.84	20,338	1,111,035	4.64	22.4955
3/11/20 18:25	1.70	109.5	0.443	0.6652	37.84	1.265	29.43	569.46	39.23	20,540	1,123,735	4.86	22.5765
3/11/20 18:26	1.70	108.6	0.407	0.6377	38.22	1.263	29.43	568.62	37.58	19,676	1,078,115	4.71	22.6551
3/11/20 18:27	1.70	108.3	0.429	0.6546	38.85	1.266	29.43	568.33	38.56	20,192	1,106,918	4.92	22.7370
3/11/20 18:28	1.70	109.0	0.426	0.6528	39.68	1.259	29.43	569.00	38.48	20,149	1,103,280	5.01	22.8205
3/11/20 18:29	1.70	108.7	0.390	0.6246	40.15	1.279	29.43	568.74	36.81	19,273	1,055,805	4.85	22.9012
	1.70	**110.2**		**0.6425**	**18.63**	**1.174**	**29.42**	**570.17**	**37.90**	**19,846**	**1,084,460**	**2.310**	**22.901**

Emission Calculations

Client: Medline
Location: Waukegan, IL
Source: Inlet #3
Date: 3/12/2020

As: 8.7266 sqft
Cp: 0.84
Barometric: 29.09 in Hg
O2: 20.9 % vol
CO2: 0.0 % vol

Clock Time	Static (in H2O)	TC (Deg F)	Raw DP (in H2O)	SQRT DP (in H2O)	EO (ppm v)	Water (% vol)	Ps (in Hg)	Ts (deg R)	Vs (fps)	Qact (acfm)	Qstd (scfh)	EO Em (lb/hr)	EO Total (lbs)
3/12/20 8:10	1.60	108.7	0.406	0.6373	15.25	1.311	29.21	568.69	37.70	19,738	1,073,362	1.87	0.0312
3/12/20 8:11	1.60	109.2	0.416	0.6451	15.19	1.309	29.21	569.21	38.18	19,989	1,086,000	1.89	0.0626
3/12/20 8:12	1.60	109.9	0.443	0.6656	15.36	1.322	29.21	569.95	39.42	20,638	1,119,853	1.97	0.0954
3/12/20 8:13	1.60	109.9	0.430	0.6560	15.35	1.318	29.21	569.86	38.84	20,339	1,103,759	1.94	0.1277
3/12/20 8:14	1.60	108.9	0.425	0.6522	15.55	1.323	29.21	568.86	38.58	20,203	1,098,309	1.95	0.1602
3/12/20 8:15	1.60	108.2	0.416	0.6446	15.47	1.330	29.21	568.22	38.12	19,958	1,086,197	1.92	0.1922
3/12/20 8:16	1.60	106.8	0.397	0.6298	15.44	1.310	29.21	566.76	37.19	19,475	1,062,672	1.88	0.2235
3/12/20 8:17	1.60	108.4	0.386	0.6216	15.07	1.330	29.21	568.37	36.76	19,248	1,047,340	1.81	0.2536
3/12/20 8:18	1.60	108.1	0.382	0.6177	15.11	1.320	29.21	568.07	36.52	19,123	1,041,069	1.80	0.2836
3/12/20 8:19	1.60	107.3	0.407	0.6379	14.86	1.307	29.21	567.25	37.69	19,732	1,075,772	1.83	0.3140
3/12/20 8:20	1.60	108.9	0.411	0.6409	14.85	1.321	29.21	568.90	37.92	19,856	1,079,381	1.83	0.3446
3/12/20 8:21	1.60	109.9	0.427	0.6531	14.93	1.314	29.21	569.88	38.68	20,251	1,098,977	1.88	0.3758
3/12/20 8:22	1.60	109.7	0.410	0.6402	15.15	1.304	29.21	569.66	37.90	19,844	1,077,312	1.87	0.4069
3/12/20 8:23	1.60	109.8	0.374	0.6113	15.09	1.327	29.21	569.84	36.20	18,954	1,028,649	1.78	0.4365
3/12/20 8:24	1.60	109.3	0.413	0.6427	15.21	1.323	29.21	569.26	38.04	19,918	1,082,052	1.88	0.4679
3/12/20 8:25	1.60	108.7	0.412	0.6418	15.30	1.322	29.21	568.68	37.97	19,879	1,081,035	1.89	0.4994
3/12/20 8:26	1.60	107.2	0.416	0.6452	15.34	1.325	29.21	567.20	38.12	19,959	1,088,214	1.91	0.5312
3/12/20 8:27	1.60	107.1	0.427	0.6536	15.12	1.297	29.21	567.13	38.61	20,216	1,102,376	1.91	0.5630
3/12/20 8:28	1.60	108.8	0.449	0.6697	15.18	1.324	29.21	568.77	39.62	20,745	1,127,958	1.96	0.5956
3/12/20 8:29	1.60	107.9	0.361	0.6005	14.68	1.317	29.21	567.85	35.50	18,586	1,012,201	1.70	0.6239
3/12/20 8:30	1.60	108.6	0.437	0.6610	14.71	1.311	29.21	568.59	39.10	20,471	1,113,423	1.87	0.6551
3/12/20 8:31	1.60	109.4	0.407	0.6379	15.06	1.329	29.21	569.36	37.76	19,770	1,073,827	1.85	0.6859
3/12/20 8:32	1.60	109.0	0.418	0.6461	15.54	1.327	29.21	568.98	38.23	20,019	1,088,074	1.93	0.7182
3/12/20 8:33	1.60	108.4	0.368	0.6068	15.19	1.347	29.21	568.39	35.89	18,791	1,022,386	1.78	0.7478
3/12/20 8:34	1.60	107.5	0.436	0.6599	15.01	1.353	29.21	567.49	39.00	20,420	1,112,800	1.91	0.7796
3/12/20 8:35	1.60	107.0	0.384	0.6199	14.76	1.332	29.21	566.99	36.62	19,173	1,045,763	1.76	0.8090
3/12/20 8:36	1.60	107.7	0.421	0.6491	14.67	1.347	29.21	567.68	38.36	20,087	1,094,312	1.84	0.8396
3/12/20 8:37	1.60	107.7	0.386	0.6216	14.61	1.332	29.21	567.69	36.74	19,237	1,047,971	1.75	0.8688
3/12/20 8:38	1.60	107.6	0.352	0.5930	14.47	1.308	29.21	567.61	35.04	18,348	999,693	1.65	0.8963
3/12/20 8:39	1.60	108.9	0.401	0.6330	14.41	1.316	29.21	568.93	37.45	19,611	1,065,988	1.76	0.9256
3/12/20 8:40	1.60	106.6	0.391	0.6249	14.40	1.287	29.21	566.59	36.90	19,318	1,054,445	1.74	0.9545
3/12/20 8:41	1.60	106.1	0.427	0.6531	14.84	1.300	29.21	566.05	38.55	20,183	1,102,657	1.87	0.9857
3/12/20 8:42	1.60	105.2	0.399	0.6313	15.17	1.324	29.21	565.17	37.23	19,495	1,066,736	1.85	1.0166
3/12/20 8:43	1.60	104.8	0.417	0.6457	15.05	1.297	29.21	564.84	38.06	19,930	1,091,213	1.88	1.0479
3/12/20 8:44	1.60	107.0	0.451	0.6712	14.58	1.305	29.21	566.97	39.64	20,757	1,132,221	1.89	1.0793
3/12/20 8:45	1.60	107.0	0.429	0.6550	14.51	1.303	29.21	567.04	38.69	20,257	1,104,798	1.83	1.1099
3/12/20 8:46	1.60	106.6	0.407	0.6377	14.41	1.310	29.21	566.56	37.65	19,715	1,076,175	1.77	1.1394
3/12/20 8:47	1.60	106.5	0.438	0.6614	14.50	1.339	29.21	566.50	39.05	20,448	1,116,300	1.85	1.1703
3/12/20 8:48	1.60	106.6	0.441	0.6641	14.75	1.315	29.21	566.62	39.21	20,531	1,120,582	1.89	1.2018
3/12/20 8:49	1.60	107.1	0.395	0.6287	14.44	1.301	29.21	567.12	37.14	19,446	1,060,438	1.75	1.2309
3/12/20 8:50	1.60	105.2	0.425	0.6519	14.82	1.324	29.21	565.23	38.45	20,131	1,101,439	1.87	1.2620
3/12/20 8:51	1.60	106.4	0.401	0.6331	14.88	1.324	29.21	566.38	37.37	19,569	1,068,533	1.82	1.2923
3/12/20 8:52	1.60	107.2	0.428	0.6538	14.87	1.342	29.21	567.21	38.63	20,226	1,102,780	1.88	1.3236
3/12/20 8:53	1.60	106.5	0.451	0.6718	14.84	1.330	29.21	566.47	39.66	20,767	1,133,781	1.92	1.3557
3/12/20 8:54	1.60	105.6	0.433	0.6577	15.07	1.328	29.21	565.57	38.80	20,316	1,110,915	1.91	1.3876
3/12/20 8:55	1.60	105.6	0.375	0.6123	15.41	1.326	29.21	565.63	36.12	18,914	1,034,126	1.82	1.4179
3/12/20 8:56	1.60	105.1	0.431	0.6564	14.99	1.304	29.21	565.13	38.71	20,268	1,109,109	1.90	1.4496
3/12/20 8:57	1.60	105.3	0.404	0.6352	14.97	1.283	29.21	565.27	37.46	19,614	1,073,100	1.84	1.4802

Emission Calculations

Client: Medline
Location: Waukegan, IL
Source: Inlet #3
Date: 3/12/2020

As: 8.7266 sqft
Cp: 0.84
Barometric: 29.09 in Hg
O2: 20.9 % vol
CO2: 0.0 % vol

Clock Time	Static (in H2O)	TC (Deg F)	Raw DP (in H2O)	SQRT DP (in H2O)	EO (ppm v)	Water (% vol)	Ps (in Hg)	Ts (deg R)	Vs (fps)	Qact (acfm)	Qstd (scfh)	EO Em (lb/hr)	EO Total (lbs)
3/12/20 8:58	1.60	105.6	0.416	0.6450	14.98	1.298	29.21	565.57	38.05	19,922	1,089,336	1.87	1.5113
3/12/20 8:59	1.60	105.4	0.416	0.6451	15.49	1.296	29.21	565.35	38.04	19,920	1,089,671	1.93	1.5435
3/12/20 9:00	1.60	106.6	0.407	0.6381	15.27	1.315	29.21	566.63	37.68	19,729	1,076,771	1.88	1.5748
3/12/20 9:01	1.60	106.4	0.443	0.6656	15.24	1.299	29.21	566.44	39.29	20,574	1,123,269	1.96	1.6074
3/12/20 9:02	1.60	108.4	0.440	0.6636	15.18	1.302	29.21	568.42	39.25	20,549	1,118,023	1.94	1.6398
3/12/20 9:03	1.60	109.3	0.358	0.5982	14.81	1.314	29.21	569.30	35.41	18,540	1,007,122	1.71	1.6682
3/12/20 9:04	1.60	108.0	0.371	0.6090	14.63	1.299	29.21	568.00	36.00	18,851	1,026,390	1.72	1.6968
3/12/20 9:05	1.60	106.5	0.421	0.6487	14.62	1.309	29.21	566.50	38.30	20,053	1,094,724	1.83	1.7273
3/12/20 9:06	1.60	104.7	0.393	0.6269	15.03	1.322	29.21	564.75	36.96	19,350	1,059,608	1.82	1.7577
3/12/20 9:07	1.60	106.0	0.355	0.5961	15.10	1.308	29.21	566.01	35.18	18,419	1,006,351	1.74	1.7866
3/12/20 9:08	1.60	108.4	0.379	0.6152	15.28	1.293	29.21	568.40	36.38	19,050	1,036,479	1.81	1.8168
3/12/20 9:09	1.60	108.9	0.413	0.6426	15.08	1.274	29.21	568.93	38.02	19,905	1,082,010	1.87	1.8479
3/12/20 9:10	1.60	109.0	0.432	0.6570	15.20	1.283	29.21	569.03	38.87	20,353	1,106,161	1.92	1.8799
3/12/20 9:11	1.60	108.0	0.417	0.6454	14.93	1.300	29.21	568.01	38.15	19,977	1,087,647	1.86	1.9109
3/12/20 9:12	1.60	108.3	0.416	0.6449	14.78	1.284	29.21	568.32	38.13	19,967	1,086,536	1.84	1.9415
3/12/20 9:13	1.60	109.5	0.430	0.6555	14.61	1.301	29.21	569.49	38.80	20,317	1,103,309	1.84	1.9722
3/12/20 9:14	1.60	109.0	0.420	0.6483	14.61	1.320	29.21	568.97	38.36	20,085	1,091,719	1.82	2.0026
3/12/20 9:15	1.60	107.5	0.427	0.6535	14.81	1.333	29.21	567.51	38.62	20,219	1,101,827	1.87	2.0337
3/12/20 9:16	1.60	108.2	0.396	0.6296	15.30	1.348	29.21	568.19	37.23	19,494	1,061,004	1.86	2.0646
3/12/20 9:17	1.60	109.0	0.434	0.6584	15.32	1.348	29.21	569.05	38.96	20,401	1,108,711	1.94	2.0970
3/12/20 9:18	1.60	110.6	0.418	0.6466	15.06	1.356	29.21	570.55	38.32	20,062	1,087,421	1.87	2.1282
3/12/20 9:19	1.60	110.6	0.434	0.6589	15.13	1.349	29.21	570.61	39.04	20,443	1,107,961	1.92	2.1601
3/12/20 9:20	1.60	109.9	0.465	0.6822	14.97	1.323	29.21	569.90	40.40	21,153	1,147,865	1.96	2.1929
3/12/20 9:21	1.60	109.7	0.383	0.6187	14.76	1.334	29.21	569.74	36.63	19,182	1,041,203	1.76	2.2222
3/12/20 9:22	1.60	109.5	0.414	0.6437	14.75	1.339	29.21	569.47	38.10	19,951	1,083,455	1.83	2.2526
3/12/20 9:23	1.60	110.7	0.366	0.6051	14.82	1.343	29.21	570.67	35.86	18,774	1,017,426	1.72	2.2814
3/12/20 9:24	1.60	110.3	0.441	0.6639	15.08	1.355	29.21	570.32	39.33	20,595	1,116,774	1.93	2.3135
3/12/20 9:25	1.60	107.4	0.406	0.6373	14.76	1.329	29.21	567.44	37.66	19,717	1,074,581	1.81	2.3437
3/12/20 9:26	1.60	106.1	0.412	0.6420	14.91	1.314	29.21	566.15	37.89	19,841	1,083,826	1.85	2.3745
3/12/20 9:27	1.60	107.1	0.410	0.6399	14.96	1.332	29.21	567.06	37.80	19,793	1,079,436	1.85	2.4052
3/12/20 9:28	1.60	108.9	0.447	0.6689	14.78	1.337	29.21	568.94	39.58	20,723	1,126,427	1.90	2.4370
3/12/20 9:29	1.60	110.1	0.389	0.6240	14.58	1.313	29.21	570.13	36.96	19,352	1,049,736	1.75	2.4661
3/12/20 9:30	1.60	107.6	0.377	0.6143	14.68	1.287	29.21	567.60	36.30	19,009	1,035,682	1.74	2.4951
3/12/20 9:31	1.60	107.9	0.398	0.6309	14.47	1.284	29.21	567.88	37.29	19,525	1,063,305	1.76	2.5244
3/12/20 9:32	1.60	107.5	0.371	0.6092	14.88	1.299	29.21	567.49	36.00	18,848	1,027,125	1.75	2.5536
3/12/20 9:33	1.60	107.7	0.341	0.5839	14.51	1.296	29.21	567.72	34.51	18,068	984,239	1.63	2.5808
3/12/20 9:34	1.60	108.0	0.398	0.6306	14.79	1.331	29.21	568.03	37.28	19,520	1,062,726	1.80	2.6107
3/12/20 9:35	1.60	108.5	0.439	0.6629	14.46	1.311	29.21	568.49	39.20	20,528	1,116,702	1.85	2.6415
3/12/20 9:36	1.60	109.0	0.399	0.6317	14.39	1.312	29.21	568.99	37.38	19,570	1,063,659	1.75	2.6707
3/12/20 9:37	1.60	107.4	0.375	0.6120	14.69	1.323	29.21	567.43	36.16	18,934	1,031,924	1.73	2.6996
3/12/20 9:38	1.60	106.6	0.436	0.6601	14.72	1.310	29.21	566.56	38.97	20,406	1,113,881	1.87	2.7308
3/12/20 9:39	1.60	108.4	0.429	0.6549	14.58	1.322	29.21	568.37	38.73	20,279	1,103,418	1.84	2.7615
3/12/20 9:40	1.60	107.5	0.432	0.6573	14.39	1.295	29.21	567.50	38.84	20,338	1,108,313	1.82	2.7918
3/12/20 9:41	1.60	106.7	0.424	0.6511	14.35	1.288	29.21	566.74	38.45	20,130	1,098,471	1.80	2.8219
3/12/20 9:42	1.60	106.3	0.395	0.6284	14.32	1.295	29.21	566.34	37.10	19,423	1,060,617	1.74	2.8508
3/12/20 9:43	1.60	107.0	0.413	0.6427	14.58	1.323	29.21	566.98	37.96	19,878	1,084,230	1.81	2.8810
3/12/20 9:44	1.60	108.4	0.438	0.6619	14.61	1.345	29.21	568.39	39.15	20,497	1,115,216	1.86	2.9120
3/12/20 9:45	1.60	106.7	0.410	0.6405	14.65	1.312	29.21	566.69	37.82	19,802	1,080,676	1.81	2.9422

Emission Calculations

Client: Medline
Location: Waukegan, IL
Source: Inlet #3
Date: 3/12/2020

As: 8.7266 sqft
Cp: 0.84
Barometric: 29.09 in Hg
O2: 20.9 % vol
CO2: 0.0 % vol

Clock Time	Static (in H2O)	TC (Deg F)	Raw DP (in H2O)	SQRT DP (in H2O)	EO (ppm v)	Water (% vol)	Ps (in Hg)	Ts (deg R)	Vs (fps)	Qact (acfm)	Qstd (scfh)	EO Em (lb/hr)	EO Total (lbs)
3/12/20 9:46	1.60	105.4	0.406	0.6371	14.62	1.288	29.21	565.37	37.58	19,675	1,076,196	1.80	2.9722
3/12/20 9:47	1.60	106.1	0.395	0.6283	14.51	1.300	29.21	566.13	37.08	19,415	1,060,558	1.76	3.0015
3/12/20 9:48	1.60	107.3	0.396	0.6289	14.84	1.334	29.21	567.26	37.16	19,455	1,060,641	1.80	3.0315
3/12/20 9:49	1.60	108.4	0.408	0.6389	14.63	1.310	29.21	568.44	37.79	19,785	1,076,368	1.80	3.0615
3/12/20 9:50	1.60	108.8	0.342	0.5847	14.43	1.320	29.21	568.80	34.59	18,113	984,795	1.63	3.0886
3/12/20 9:51	1.60	107.6	0.450	0.6710	14.60	1.340	29.21	567.63	39.66	20,766	1,131,385	1.89	3.1201
3/12/20 9:52	1.60	109.0	0.441	0.6638	14.58	1.334	29.21	569.04	39.28	20,566	1,117,734	1.86	3.1511
3/12/20 9:53	1.60	108.8	0.398	0.6310	14.58	1.319	29.21	568.77	37.33	19,544	1,062,684	1.77	3.1806
3/12/20 9:54	1.60	108.1	0.402	0.6341	14.13	1.287	29.21	568.07	37.49	19,629	1,068,596	1.73	3.2094
3/12/20 9:55	1.60	108.0	0.339	0.5822	13.75	1.273	29.21	567.95	34.42	18,021	981,252	1.54	3.2351
3/12/20 9:56	1.60	106.6	0.444	0.6660	13.95	1.286	29.21	566.57	39.32	20,587	1,123,742	1.79	3.2650
3/12/20 9:57	1.60	107.9	0.431	0.6568	13.73	1.290	29.21	567.93	38.83	20,329	1,106,990	1.74	3.2940
3/12/20 9:58	1.60	108.7	0.384	0.6199	13.67	1.287	29.21	568.66	36.67	19,199	1,044,139	1.63	3.3212
3/12/20 9:59	1.60	109.3	0.402	0.6338	13.65	1.278	29.21	569.32	37.51	19,640	1,066,877	1.66	3.3489
3/12/20 10:00	1.60	110.4	0.380	0.6163	13.88	1.286	29.21	570.37	36.51	19,115	1,036,444	1.64	3.3763
3/12/20 10:01	1.60	109.5	0.431	0.6563	13.81	1.295	29.21	569.47	38.85	20,340	1,104,599	1.74	3.4054
3/12/20 10:02	1.60	109.1	0.428	0.6545	14.04	1.324	29.21	569.07	38.73	20,280	1,102,094	1.77	3.4349
3/12/20 10:03	1.60	107.5	0.390	0.6246	14.09	1.353	29.21	567.46	36.91	19,326	1,053,230	1.70	3.4631
3/12/20 10:04	1.60	109.1	0.425	0.6518	14.56	1.333	29.21	569.09	38.57	20,198	1,097,587	1.83	3.4936
3/12/20 10:05	1.60	108.0	0.412	0.6420	14.26	1.315	29.21	567.97	37.96	19,873	1,082,090	1.76	3.5230
3/12/20 10:06	1.60	105.1	0.430	0.6558	14.38	1.308	29.21	565.13	38.67	20,249	1,108,093	1.82	3.5534
3/12/20 10:07	1.60	102.9	0.405	0.6362	14.73	1.337	29.21	562.95	37.45	19,608	1,077,149	1.81	3.5836
3/12/20 10:08	1.60	104.3	0.367	0.6061	14.69	1.348	29.21	564.28	35.72	18,702	1,024,995	1.72	3.6123
3/12/20 10:09	1.60	106.7	0.424	0.6513	14.87	1.371	29.21	566.68	38.46	20,140	1,099,094	1.87	3.6435
3/12/20 10:10	1.60	106.7	0.468	0.6842	14.63	1.360	29.21	566.65	40.40	21,155	1,154,569	1.93	3.6756
3/12/20 10:11	1.60	105.8	0.431	0.6567	14.80	1.352	29.21	565.76	38.75	20,288	1,108,985	1.88	3.7069
3/12/20 10:12	1.60	105.2	0.400	0.6326	14.84	1.347	29.21	565.24	37.31	19,536	1,068,858	1.81	3.7371
3/12/20 10:13	1.60	107.6	0.442	0.6650	14.56	1.355	29.21	567.65	39.30	20,579	1,121,175	1.87	3.7682
3/12/20 10:14	1.60	108.3	0.422	0.6493	14.44	1.336	29.21	568.30	38.40	20,105	1,094,078	1.81	3.7983
3/12/20 10:15	1.60	105.8	0.415	0.6444	14.08	1.313	29.21	565.84	38.03	19,910	1,088,185	1.75	3.8275
3/12/20 10:16	1.60	104.9	0.423	0.6506	14.23	1.330	29.21	564.91	38.36	20,085	1,099,555	1.79	3.8573
3/12/20 10:17	1.60	105.1	0.388	0.6227	14.52	1.359	29.21	565.11	36.72	19,226	1,052,180	1.75	3.8865
3/12/20 10:18	1.60	107.0	0.452	0.6721	14.39	1.349	29.21	567.04	39.70	20,788	1,133,749	1.87	3.9176
3/12/20 10:19	1.60	108.6	0.431	0.6567	14.11	1.323	29.21	568.59	38.85	20,340	1,106,283	1.79	3.9473
3/12/20 10:20	1.60	106.7	0.404	0.6353	13.80	1.315	29.21	566.72	37.52	19,643	1,071,916	1.69	3.9755
3/12/20 10:21	1.60	106.9	0.417	0.6457	13.77	1.325	29.21	566.86	38.13	19,967	1,089,325	1.71	4.0041
3/12/20 10:22	1.60	106.5	0.406	0.6371	14.07	1.343	29.21	566.52	37.62	19,697	1,075,214	1.73	4.0329
3/12/20 10:23	1.60	106.1	0.434	0.6584	14.34	1.327	29.21	566.15	38.86	20,348	1,111,502	1.82	4.0633
3/12/20 10:24	1.60	109.0	0.350	0.5917	14.30	1.319	29.21	569.02	35.01	18,332	996,337	1.63	4.0904
3/12/20 10:25	1.60	108.5	0.407	0.6381	14.08	1.315	29.21	568.46	37.74	19,761	1,075,038	1.73	4.1193
3/12/20 10:26	1.60	106.4	0.401	0.6334	13.70	1.307	29.21	566.43	37.39	19,579	1,068,983	1.67	4.1472
3/12/20 10:27	1.60	106.9	0.431	0.6567	13.69	1.320	29.21	566.86	38.78	20,306	1,107,835	1.73	4.1761
3/12/20 10:28	1.60	108.8	0.412	0.6416	13.75	1.341	29.21	568.82	37.96	19,875	1,080,540	1.70	4.2044
3/12/20 10:29	1.60	109.5	0.398	0.6309	14.06	1.334	29.21	569.49	37.35	19,555	1,061,905	1.71	4.2329
3/12/20 10:30	1.60	106.4	0.441	0.6638	13.99	1.319	29.21	566.45	39.19	20,519	1,120,255	1.79	4.2627
3/12/20 10:31	1.60	105.0	0.396	0.6291	14.04	1.320	29.21	565.01	37.10	19,423	1,063,130	1.71	4.2912
3/12/20 10:32	1.60	105.7	0.440	0.6629	13.94	1.338	29.21	565.66	39.11	20,480	1,119,672	1.78	4.3209
3/12/20 10:33	1.60	109.1	0.396	0.6290	13.97	1.363	29.21	569.11	37.22	19,490	1,059,105	1.69	4.3491

Emission Calculations

Client: Medline
Location: Waukegan, IL
Source: Inlet #3
Date: 3/12/2020

As: 8.7266 sqft
Cp: 0.84
Barometric: 29.09 in Hg
O2: 20.9 % vol
CO2: 0.0 % vol

Clock Time	Static (in H2O)	TC (Deg F)	Raw DP (in H2O)	SQRT DP (in H2O)	EO (ppm v)	Water (% vol)	Ps (in Hg)	Ts (deg R)	Vs (fps)	Qact (acfm)	Qstd (scfh)	EO Em (lb/hr)	EO Total (lbs)
3/12/20 10:34	1.60	106.7	0.388	0.6231	13.87	1.356	29.21	566.67	36.80	19,268	1,051,536	1.67	4.3769
3/12/20 10:35	1.60	106.0	0.403	0.6349	13.74	1.361	29.21	565.95	37.47	19,619	1,072,074	1.68	4.4050
3/12/20 10:36	1.60	104.7	0.440	0.6629	13.58	1.384	29.21	564.74	39.09	20,465	1,120,681	1.74	4.4340
3/12/20 10:37	1.60	103.2	0.404	0.6354	13.78	1.397	29.21	563.23	37.41	19,588	1,075,535	1.69	4.4622
3/12/20 10:38	1.60	102.9	0.388	0.6227	13.62	1.402	29.21	562.86	36.65	19,192	1,054,501	1.64	4.4896
3/12/20 10:39	1.60	102.7	0.399	0.6317	14.06	1.430	29.21	562.71	37.18	19,466	1,069,818	1.72	4.5183
3/12/20 10:40	1.60	103.8	0.392	0.6264	14.17	1.429	29.21	563.82	36.90	19,323	1,059,888	1.72	4.5469
3/12/20 10:41	1.60	104.2	0.431	0.6564	14.00	1.436	29.21	564.16	38.68	20,253	1,110,218	1.78	4.5765
3/12/20 10:42	1.60	105.9	0.380	0.6165	13.93	1.417	29.21	565.94	36.39	19,053	1,041,161	1.66	4.6041
3/12/20 10:43	1.60	106.3	0.389	0.6239	13.87	1.381	29.21	566.27	36.83	19,284	1,053,177	1.67	4.6320
3/12/20 10:44	1.60	109.3	0.397	0.6300	13.77	1.348	29.21	569.28	37.29	19,525	1,060,657	1.67	4.6598
3/12/20 10:45	1.60	108.6	0.441	0.6642	13.80	1.336	29.21	568.59	39.29	20,572	1,118,937	1.77	4.6892
3/12/20 10:46	1.60	106.3	0.386	0.6210	13.78	1.328	29.21	566.32	36.66	19,196	1,048,279	1.65	4.7168
3/12/20 10:47	1.60	104.2	0.394	0.6276	13.84	1.349	29.21	564.24	36.98	19,364	1,061,348	1.68	4.7447
3/12/20 10:48	1.60	103.4	0.447	0.6687	14.00	1.358	29.21	563.44	39.38	20,619	1,131,702	1.81	4.7749
3/12/20 10:49	1.60	104.8	0.400	0.6324	14.19	1.364	29.21	564.76	37.28	19,521	1,068,942	1.73	4.8038
3/12/20 10:50	1.60	104.8	0.414	0.6430	14.14	1.359	29.21	564.79	37.91	19,850	1,086,934	1.76	4.8331
3/12/20 10:51	1.60	107.4	0.424	0.6512	13.81	1.351	29.21	567.42	38.48	20,147	1,098,070	1.73	4.8620
3/12/20 10:52	1.60	107.2	0.388	0.6227	13.84	1.353	29.21	567.17	36.79	19,264	1,050,390	1.66	4.8897
3/12/20 10:53	1.60	105.5	0.404	0.6353	13.83	1.334	29.21	565.46	37.48	19,622	1,073,147	1.70	4.9180
3/12/20 10:54	1.60	104.6	0.446	0.6678	14.23	1.342	29.21	564.65	39.37	20,612	1,128,941	1.84	4.9486
3/12/20 10:55	1.60	104.1	0.406	0.6370	14.85	1.372	29.21	564.06	37.53	19,652	1,077,483	1.83	4.9791
3/12/20 10:56	1.60	105.0	0.432	0.6569	14.69	1.400	29.21	565.01	38.74	20,283	1,110,203	1.86	5.0102
3/12/20 10:57	1.60	105.6	0.420	0.6480	14.70	1.381	29.21	565.59	38.23	20,018	1,094,583	1.84	5.0408
3/12/20 10:58	1.60	107.7	0.414	0.6431	14.39	1.366	29.21	567.71	38.01	19,904	1,084,276	1.78	5.0705
3/12/20 10:59	1.60	108.6	0.435	0.6592	13.94	1.347	29.21	568.58	38.99	20,416	1,110,445	1.77	5.1001
3/12/20 11:00	1.60	108.8	0.404	0.6359	14.03	1.347	29.21	568.80	37.62	19,700	1,071,081	1.72	5.1287
3/12/20 11:01	1.60	106.5	0.364	0.6036	14.17	1.340	29.21	566.53	35.64	18,660	1,018,616	1.65	5.1562
3/12/20 11:02	1.60	107.2	0.423	0.6502	14.06	1.337	29.21	567.15	38.41	20,111	1,096,615	1.76	5.1856
3/12/20 11:03	1.60	107.5	0.457	0.6757	14.24	1.333	29.21	567.53	39.93	20,909	1,139,355	1.86	5.2165
3/12/20 11:04	1.60	106.5	0.410	0.6405	14.28	1.326	29.21	566.53	37.82	19,800	1,080,852	1.76	5.2459
3/12/20 11:05	1.60	104.9	0.451	0.6716	14.26	1.324	29.21	564.94	39.60	20,732	1,134,923	1.85	5.2768
3/12/20 11:06	1.60	104.9	0.428	0.6539	14.02	1.355	29.21	564.90	38.56	20,188	1,105,193	1.77	5.3063
3/12/20 11:07	1.60	103.9	0.459	0.6776	14.46	1.386	29.21	563.94	39.92	20,902	1,146,216	1.90	5.3379
3/12/20 11:08	1.60	102.6	0.425	0.6515	14.31	1.380	29.21	562.64	38.34	20,075	1,103,433	1.81	5.3680
3/12/20 11:09	1.60	103.0	0.405	0.6362	14.65	1.407	29.21	563.02	37.46	19,611	1,077,217	1.80	5.3980
3/12/20 11:10	1.60	107.1	0.434	0.6587	14.75	1.406	29.21	567.05	38.92	20,377	1,111,295	1.87	5.4293
3/12/20 11:10	1.60	106.7	0.412	0.6419	14.80	1.402	29.21	566.65	37.91	19,849	1,083,260	1.83	5.4598
3/12/20 11:10	1.60	105.5	0.440	0.6631	14.80	1.415	29.21	565.47	39.12	20,484	1,120,281	1.90	5.4915
3/12/20 11:10	1.60	105.3	0.391	0.6251	14.81	1.428	29.21	565.28	36.88	19,309	1,056,353	1.79	5.5213
3/12/20 11:11	1.60	104.0	0.420	0.6482	14.61	1.397	29.21	563.96	38.19	19,995	1,096,449	1.83	5.5518
3/12/20 11:15	1.60	105.4	0.438	0.6616	14.47	1.366	29.21	565.45	39.03	20,435	1,117,647	1.85	5.5826
3/12/20 11:16	1.60	105.4	0.460	0.6781	14.26	1.354	29.21	565.42	40.00	20,944	1,145,517	1.87	5.6137
3/12/20 11:17	1.60	107.3	0.457	0.6760	14.03	1.342	29.21	567.26	39.94	20,913	1,140,145	1.83	5.6442
3/12/20 11:18	1.60	106.8	0.438	0.6621	14.20	1.338	29.21	566.76	39.10	20,474	1,117,188	1.81	5.6744
3/12/20 11:19	1.60	105.6	0.424	0.6509	14.21	1.341	29.21	565.57	38.40	20,107	1,099,452	1.79	5.7042
3/12/20 11:20	1.60	106.9	0.458	0.6771	14.19	1.340	29.21	566.87	39.99	20,938	1,142,283	1.85	5.7351
3/12/20 11:21	1.60	106.8	0.477	0.6909	13.98	1.336	29.21	566.76	40.81	21,365	1,165,815	1.86	5.7662

Emission Calculations

Client: Medline
Location: Waukegan, IL
Source: Inlet #3
Date: 3/12/2020

As: 8.7266 sqft
Cp: 0.84
Barometric: 29.09 in Hg
O2: 20.9 % vol
CO2: 0.0 % vol

Clock Time	Static (in H2O)	TC (Deg F)	Raw DP (in H2O)	SQRT DP (in H2O)	EO (ppm v)	Water (% vol)	Ps (in Hg)	Ts (deg R)	Vs (fps)	Qact (acfm)	Qstd (scfh)	EO Em (lb/hr)	EO Total (lbs)
3/12/20 11:22	1.60	106.9	0.445	0.6672	13.65	1.341	29.21	566.89	39.41	20,632	1,125,572	1.76	5.7954
3/12/20 11:23	1.60	107.1	0.434	0.6587	13.57	1.335	29.21	567.05	38.91	20,374	1,111,146	1.72	5.8242
3/12/20 11:24	1.60	106.7	0.412	0.6419	13.30	1.332	29.21	566.65	37.90	19,846	1,083,117	1.65	5.8516
3/12/20 11:25	1.60	105.5	0.440	0.6631	13.48	1.351	29.21	565.47	39.12	20,482	1,120,146	1.73	5.8804
3/12/20 11:26	1.60	105.3	0.391	0.6251	13.92	1.368	29.21	565.28	36.87	19,306	1,056,233	1.68	5.9084
3/12/20 11:27	1.60	104.0	0.420	0.6482	13.86	1.349	29.21	563.96	38.18	19,993	1,096,350	1.74	5.9374
3/12/20 11:28	1.60	102.8	0.399	0.6318	14.23	1.380	29.21	562.77	37.19	19,470	1,069,924	1.74	5.9664
3/12/20 11:29	1.60	102.9	0.374	0.6116	14.34	1.388	29.21	562.87	36.00	18,850	1,035,668	1.70	5.9947
3/12/20 11:30	1.60	102.7	0.400	0.6323	14.39	1.363	29.21	562.66	37.21	19,482	1,070,800	1.76	6.0241
3/12/20 11:31	1.60	103.1	0.423	0.6502	14.33	1.382	29.21	563.07	38.27	20,040	1,100,678	1.80	6.0541
3/12/20 11:32	1.60	104.1	0.426	0.6528	14.23	1.390	29.21	564.07	38.46	20,139	1,104,138	1.80	6.0841
3/12/20 11:33	1.60	103.6	0.422	0.6496	14.49	1.372	29.21	563.62	38.26	20,033	1,099,214	1.82	6.1144
3/12/20 11:34	1.60	103.3	0.390	0.6246	14.29	1.373	29.21	563.33	36.78	19,256	1,057,122	1.73	6.1432
3/12/20 11:35	1.60	101.4	0.421	0.6492	14.03	1.370	29.21	561.38	38.16	19,979	1,100,615	1.77	6.1726
3/12/20 11:36	1.60	100.8	0.454	0.6738	14.50	1.383	29.21	560.81	39.59	20,727	1,143,002	1.89	6.2042
3/12/20 11:37	1.60	101.7	0.435	0.6596	14.13	1.378	29.21	561.71	38.78	20,307	1,118,048	1.81	6.2343
3/12/20 11:38	1.60	102.3	0.467	0.6832	14.00	1.362	29.21	562.30	40.19	21,042	1,157,293	1.85	6.2652
3/12/20 11:39	1.60	103.6	0.433	0.6583	13.90	1.353	29.21	563.60	38.77	20,301	1,113,943	1.77	6.2947
3/12/20 11:40	1.60	103.3	0.439	0.6626	13.60	1.348	29.21	563.31	39.02	20,428	1,121,521	1.74	6.3237
3/12/20 11:41	1.60	103.3	0.403	0.6344	13.69	1.360	29.21	563.26	37.35	19,558	1,073,835	1.68	6.3517
3/12/20 11:42	1.60	103.8	0.469	0.6851	13.50	1.370	29.21	563.77	40.36	21,131	1,159,138	1.79	6.3816
3/12/20 11:43	1.60	104.8	0.396	0.6291	13.01	1.347	29.21	564.76	37.09	19,420	1,063,418	1.58	6.4079
3/12/20 11:44	1.60	105.1	0.412	0.6419	12.92	1.341	29.21	565.05	37.85	19,818	1,084,666	1.60	6.4346
3/12/20 11:45	1.60	103.9	0.329	0.5738	12.82	1.339	29.21	563.91	33.80	17,700	970,697	1.42	6.4584
3/12/20 11:46	1.60	103.2	0.392	0.6263	13.05	1.349	29.21	563.22	36.87	19,305	1,060,017	1.58	6.4847
3/12/20 11:47	1.60	104.0	0.451	0.6716	13.60	1.375	29.21	563.98	39.57	20,719	1,136,122	1.77	6.5142
3/12/20 11:48	1.60	103.7	0.446	0.6681	13.47	1.355	29.21	563.66	39.35	20,604	1,130,462	1.74	6.5432
3/12/20 11:49	1.60	103.3	0.416	0.6453	13.55	1.353	29.21	563.25	37.99	19,892	1,092,209	1.69	6.5714
3/12/20 11:50	1.60	102.4	0.419	0.6471	14.05	1.364	29.21	562.42	38.07	19,935	1,096,183	1.76	6.6007
3/12/20 11:51	1.60	101.1	0.405	0.6365	14.30	1.358	29.21	561.14	37.40	19,584	1,079,323	1.76	6.6302
3/12/20 11:52	1.60	100.6	0.445	0.6667	14.19	1.378	29.21	560.55	39.16	20,504	1,131,227	1.84	6.6607
3/12/20 11:53	1.60	100.2	0.385	0.6201	14.25	1.380	29.21	560.21	36.41	19,065	1,052,438	1.72	6.6893
3/12/20 11:54	1.60	101.2	0.443	0.6659	14.36	1.401	29.21	561.23	39.14	20,492	1,129,194	1.85	6.7202
3/12/20 11:55	1.60	101.0	0.384	0.6199	13.92	1.403	29.21	561.00	36.43	19,074	1,051,470	1.67	6.7481
3/12/20 11:56	1.60	100.6	0.433	0.6583	13.73	1.431	29.21	560.62	38.67	20,248	1,116,934	1.75	6.7773
3/12/20 11:57	1.60	100.8	0.417	0.6454	13.73	1.425	29.21	560.84	37.92	19,857	1,094,963	1.72	6.8060
3/12/20 11:58	1.60	101.8	0.413	0.6424	13.47	1.404	29.21	561.82	37.78	19,781	1,088,832	1.68	6.8339
3/12/20 11:59	1.60	103.5	0.323	0.5682	13.46	1.383	29.21	563.52	33.46	17,520	961,474	1.48	6.8586
3/12/20 12:00	1.60	103.9	0.389	0.6239	13.46	1.365	29.21	563.87	36.75	19,243	1,055,379	1.62	6.8857
3/12/20 12:01	1.60	103.4	0.411	0.6411	13.53	1.362	29.21	563.42	37.75	19,766	1,084,960	1.68	6.9136
3/12/20 12:02	1.60	102.5	0.458	0.6768	13.49	1.369	29.21	562.46	39.82	20,848	1,146,307	1.77	6.9431
3/12/20 12:03	1.60	102.5	0.441	0.6642	13.74	1.382	29.21	562.55	39.08	20,465	1,125,028	1.77	6.9726
3/12/20 12:04	1.60	102.6	0.422	0.6495	13.50	1.391	29.21	562.55	38.22	20,010	1,100,030	1.70	7.0009
3/12/20 12:05	1.60	102.8	0.430	0.6560	13.38	1.416	29.21	562.82	38.62	20,219	1,110,975	1.70	7.0292
3/12/20 12:06	1.60	103.6	0.387	0.6220	13.52	1.418	29.21	563.61	36.64	19,183	1,052,602	1.63	7.0563
3/12/20 12:07	1.60	104.7	0.409	0.6396	13.41	1.386	29.21	564.75	37.71	19,745	1,081,225	1.66	7.0839
3/12/20 12:08	1.60	106.3	0.402	0.6343	13.14	1.354	29.21	566.27	37.44	19,605	1,070,693	1.61	7.1107
3/12/20 12:09	1.60	105.2	0.426	0.6528	13.10	1.353	29.21	565.24	38.50	20,161	1,103,043	1.65	7.1383

Emission Calculations

Client: Medline
Location: Waukegan, IL
Source: Inlet #3
Date: 3/12/2020

As: 8.7266 sqft
Cp: 0.84
Barometric: 29.09 in Hg
O2: 20.9 % vol
CO2: 0.0 % vol

Clock Time	Static (in H2O)	TC (Deg F)	Raw DP (in H2O)	SQRT DP (in H2O)	EO (ppm v)	Water (% vol)	Ps (in Hg)	Ts (deg R)	Vs (fps)	Qact (acfm)	Qstd (scfh)	EO Em (lb/hr)	EO Total (lbs)
3/12/20 12:10	1.60	104.6	0.425	0.6518	13.48	1.365	29.21	564.64	38.42	20,117	1,101,841	1.70	7.1666
3/12/20 12:11	1.60	104.6	0.433	0.6583	13.43	1.364	29.21	564.58	38.81	20,319	1,112,997	1.71	7.1951
3/12/20 12:12	1.60	104.2	0.383	0.6191	13.85	1.402	29.21	564.19	36.48	19,103	1,047,124	1.66	7.2227
3/12/20 12:13	1.60	104.0	0.424	0.6513	14.18	1.416	29.21	564.02	38.38	20,094	1,101,775	1.79	7.2525
3/12/20 12:14	1.60	104.4	0.436	0.6601	14.38	1.406	29.21	564.37	38.91	20,371	1,116,236	1.84	7.2831
3/12/20 12:15	1.60	105.8	0.433	0.6579	13.81	1.400	29.21	565.83	38.82	20,329	1,111,069	1.75	7.3123
3/12/20 12:16	1.60	107.5	0.423	0.6505	14.31	1.434	29.21	567.45	38.45	20,132	1,097,175	1.80	7.3422
3/12/20 12:17	1.60	106.2	0.412	0.6422	13.90	1.406	29.21	566.21	37.91	19,851	1,084,217	1.72	7.3710
3/12/20 12:18	1.60	105.2	0.407	0.6381	13.90	1.389	29.21	565.17	37.64	19,706	1,078,313	1.71	7.3995
3/12/20 12:19	1.60	106.1	0.427	0.6531	13.95	1.384	29.21	566.11	38.55	20,184	1,102,652	1.76	7.4288
3/12/20 12:20	1.60	107.0	0.387	0.6222	14.10	1.393	29.21	567.05	36.76	19,246	1,049,630	1.69	7.4570
3/12/20 12:21	1.60	107.1	0.408	0.6391	13.80	1.385	29.21	567.11	37.76	19,769	1,078,050	1.70	7.4854
3/12/20 12:22	1.60	106.4	0.462	0.6797	13.50	1.381	29.21	566.43	40.13	21,014	1,147,289	1.77	7.5149
3/12/20 12:23	1.60	107.0	0.415	0.6440	13.30	1.390	29.21	566.96	38.05	19,921	1,086,618	1.65	7.5424
3/12/20 12:24	1.60	108.0	0.440	0.6634	13.22	1.402	29.21	568.00	39.23	20,539	1,118,264	1.69	7.5706
3/12/20 12:25	1.60	107.8	0.421	0.6486	13.13	1.395	29.21	567.81	38.35	20,077	1,093,503	1.64	7.5980
3/12/20 12:26	1.60	106.6	0.405	0.6362	13.27	1.391	29.21	566.60	37.57	19,673	1,073,783	1.63	7.6251
3/12/20 12:27	1.60	105.5	0.411	0.6412	13.28	1.399	29.21	565.55	37.83	19,810	1,083,259	1.64	7.6525
3/12/20 12:28	1.60	105.2	0.427	0.6538	12.91	1.394	29.21	565.19	38.56	20,190	1,104,730	1.63	7.6797
3/12/20 12:29	1.60	104.8	0.401	0.6331	12.84	1.377	29.21	564.82	37.33	19,544	1,070,115	1.57	7.7059
3/12/20 12:30	1.60	106.3	0.374	0.6113	13.28	1.399	29.21	566.33	36.09	18,898	1,031,970	1.57	7.7320
3/12/20 12:31	1.60	106.9	0.345	0.5873	13.44	1.404	29.21	566.91	34.69	18,165	990,913	1.52	7.7574
3/12/20 12:32	1.60	107.8	0.401	0.6334	13.51	1.407	29.21	567.77	37.45	19,606	1,067,922	1.65	7.7849
3/12/20 12:33	1.60	107.8	0.411	0.6412	13.25	1.408	29.21	567.76	37.90	19,846	1,081,036	1.64	7.8122
3/12/20 12:34	1.60	107.6	0.395	0.6286	12.76	1.387	29.21	567.65	37.16	19,456	1,059,981	1.55	7.8380
3/12/20 12:35	1.60	107.3	0.405	0.6367	12.87	1.394	29.21	567.25	37.62	19,699	1,073,962	1.58	7.8643
3/12/20 12:36	1.60	106.5	0.401	0.6332	12.78	1.390	29.21	566.53	37.39	19,579	1,068,790	1.56	7.8903
3/12/20 12:37	1.60	108.3	0.415	0.6442	13.13	1.393	29.21	568.32	38.10	19,950	1,085,586	1.63	7.9175
3/12/20 12:38	1.60	111.4	0.417	0.6455	13.16	1.392	29.21	571.40	38.28	20,045	1,084,866	1.63	7.9447
3/12/20 12:39	1.60	115.2	0.391	0.6255	13.27	1.398	29.21	575.24	37.22	19,487	1,047,642	1.59	7.9712
3/12/20 12:40	1.60	117.3	0.388	0.6232	13.13	1.396	29.21	577.26	37.15	19,451	1,042,057	1.56	7.9972
3/12/20 12:41	1.60	119.4	0.405	0.6366	13.29	1.391	29.21	579.43	38.02	19,907	1,062,476	1.61	8.0241
3/12/20 12:42	1.60	121.6	0.404	0.6353	13.49	1.368	29.21	581.57	38.01	19,901	1,058,252	1.63	8.0513
3/12/20 12:43	1.60	122.4	0.396	0.6290	13.37	1.361	29.21	582.39	37.66	19,716	1,046,961	1.60	8.0780
3/12/20 12:44	1.60	122.6	0.410	0.6405	13.54	1.358	29.21	582.62	38.36	20,083	1,066,015	1.65	8.1055
3/12/20 12:45	1.60	124.2	0.449	0.6702	13.67	1.350	29.21	584.25	40.19	21,043	1,113,836	1.74	8.1345
3/12/20 12:46	1.60	124.8	0.399	0.6317	13.47	1.342	29.21	584.77	37.90	19,843	1,049,402	1.62	8.1615
3/12/20 12:47	1.60	124.6	0.409	0.6391	13.26	1.347	29.21	584.62	38.34	20,073	1,061,831	1.61	8.1883
3/12/20 12:48	1.60	125.8	0.417	0.6458	13.71	1.363	29.21	585.83	38.78	20,305	1,071,875	1.68	8.2163
3/12/20 12:49	1.60	126.2	0.403	0.6351	13.64	1.358	29.21	586.15	38.15	19,974	1,053,827	1.64	8.2437
3/12/20 12:50	1.60	125.9	0.434	0.6586	13.75	1.369	29.21	585.94	39.55	20,709	1,093,032	1.72	8.2723
3/12/20 12:51	1.60	124.6	0.421	0.6488	13.67	1.367	29.21	584.61	38.92	20,376	1,077,882	1.68	8.3004
3/12/20 12:52	1.60	125.3	0.412	0.6418	13.52	1.371	29.21	585.32	38.52	20,169	1,065,655	1.65	8.3279
3/12/20 12:53	1.60	125.8	0.361	0.6004	13.50	1.363	29.21	585.78	36.05	18,876	996,538	1.54	8.3535
3/12/20 12:54	1.60	126.1	0.414	0.6434	13.41	1.344	29.21	586.11	38.64	20,231	1,067,467	1.64	8.3808
3/12/20 12:55	1.60	124.6	0.365	0.6045	13.76	1.339	29.21	584.61	36.26	18,984	1,004,253	1.58	8.4071
3/12/20 12:56	1.60	125.8	0.390	0.6247	13.88	1.342	29.21	585.85	37.51	19,639	1,036,679	1.64	8.4345
3/12/20 12:57	1.60	125.3	0.381	0.6173	13.36	1.328	29.21	585.33	37.04	19,397	1,024,809	1.57	8.4606

Emission Calculations

Client: Medline
Location: Waukegan, IL
Source: Inlet #3
Date: 3/12/2020

As: 8.7266 sqft
Cp: 0.84
Barometric: 29.09 in Hg
O2: 20.9 % vol
CO2: 0.0 % vol

Clock Time	Static (in H2O)	TC (Deg F)	Raw DP (in H2O)	SQRT DP (in H2O)	EO (ppm v)	Water (% vol)	Ps (in Hg)	Ts (deg R)	Vs (fps)	Qact (acfm)	Qstd (scfh)	EO Em (lb/hr)	EO Total (lbs)
3/12/20 12:58	1.60	124.6	0.429	0.6548	13.30	1.337	29.21	584.55	39.27	20,562	1,087,814	1.65	8.4882
3/12/20 12:59	1.60	125.7	0.403	0.6347	13.30	1.337	29.21	585.67	38.11	19,952	1,053,565	1.60	8.5149
3/12/20 13:00	1.60	125.1	0.392	0.6261	13.54	1.335	29.21	585.05	37.57	19,670	1,039,763	1.61	8.5417
3/12/20 13:01	1.60	123.6	0.381	0.6176	13.54	1.321	29.21	583.64	37.01	19,378	1,026,817	1.59	8.5682
3/12/20 13:02	1.60	124.9	0.409	0.6396	13.47	1.322	29.21	584.91	38.37	20,092	1,062,300	1.64	8.5955
3/12/20 13:03	1.60	124.4	0.386	0.6211	13.44	1.318	29.21	584.41	37.25	19,503	1,032,039	1.59	8.6219
3/12/20 13:04	1.60	123.6	0.390	0.6245	13.47	1.323	29.21	583.56	37.42	19,594	1,038,409	1.60	8.6486
3/12/20 13:05	1.60	123.1	0.404	0.6358	13.32	1.321	29.21	583.14	38.08	19,941	1,057,517	1.61	8.6754
3/12/20 13:06	1.60	124.0	0.417	0.6458	13.09	1.317	29.21	584.00	38.72	20,271	1,073,462	1.61	8.7022
3/12/20 13:07	1.60	124.3	0.434	0.6588	12.77	1.316	29.21	584.28	39.50	20,683	1,094,724	1.60	8.7288
3/12/20 13:08	1.60	123.0	0.409	0.6394	12.75	1.312	29.21	583.04	38.30	20,052	1,063,595	1.55	8.7547
3/12/20 13:09	1.60	122.9	0.409	0.6398	12.57	1.314	29.21	582.94	38.32	20,062	1,064,339	1.53	8.7802
3/12/20 13:10	1.60	122.3	0.423	0.6507	12.54	1.310	29.21	582.35	38.95	20,395	1,083,058	1.55	8.8061
3/12/20 13:11	1.60	121.4	0.360	0.6000	12.64	1.310	29.21	581.38	35.89	18,790	999,510	1.44	8.8301
3/12/20 13:12	1.60	121.0	0.415	0.6445	12.70	1.319	29.21	581.05	38.54	20,179	1,073,994	1.56	8.8561
3/12/20 13:13	1.60	121.4	0.385	0.6208	12.75	1.318	29.21	581.41	37.13	19,442	1,034,156	1.51	8.8812
3/12/20 13:14	1.60	121.7	0.440	0.6629	13.02	1.318	29.21	581.70	39.66	20,767	1,104,085	1.64	8.9086
3/12/20 13:15	1.60	122.0	0.423	0.6507	12.91	1.324	29.21	581.95	38.94	20,388	1,083,451	1.60	8.9353
3/12/20 13:16	1.60	121.4	0.458	0.6768	13.13	1.313	29.21	581.36	40.48	21,194	1,127,406	1.69	8.9635
3/12/20 13:17	1.60	120.9	0.408	0.6387	13.32	1.305	29.21	580.92	38.19	19,995	1,064,470	1.62	8.9905
3/12/20 13:18	1.60	121.6	0.375	0.6124	13.36	1.317	29.21	581.62	36.63	19,182	1,019,926	1.56	9.0165
3/12/20 13:19	1.60	122.1	0.398	0.6306	13.37	1.306	29.21	582.15	37.74	19,762	1,049,843	1.60	9.0433
3/12/20 13:20	1.60	123.8	0.436	0.6602	13.23	1.301	29.21	583.82	39.57	20,719	1,097,522	1.66	9.0709
3/12/20 13:21	1.60	123.9	0.410	0.6401	13.28	1.290	29.21	583.88	38.36	20,087	1,063,953	1.61	9.0978
3/12/20 13:22	1.60	121.3	0.391	0.6250	13.41	1.293	29.21	581.31	37.38	19,571	1,041,155	1.60	9.1244
3/12/20 13:23	1.60	121.2	0.371	0.6092	13.23	1.295	29.21	581.15	36.43	19,073	1,014,975	1.54	9.1500
3/12/20 13:24	1.60	120.5	0.448	0.6696	13.11	1.288	29.21	580.54	40.02	20,952	1,116,140	1.67	9.1779
3/12/20 13:25	1.60	122.4	0.419	0.6473	13.02	1.298	29.21	582.43	38.75	20,289	1,077,317	1.60	9.2046
3/12/20 13:26	1.60	123.5	0.446	0.6680	12.80	1.294	29.21	583.48	40.02	20,956	1,110,718	1.63	9.2317
3/12/20 13:27	1.60	123.9	0.425	0.6521	12.86	1.300	29.21	583.86	39.08	20,464	1,083,929	1.59	9.2583
3/12/20 13:28	1.60	123.5	0.451	0.6718	12.82	1.292	29.21	583.49	40.25	21,076	1,117,038	1.64	9.2856
3/12/20 13:29	1.60	122.4	0.409	0.6397	12.85	1.293	29.21	582.44	38.29	20,051	1,064,624	1.56	9.3117
3/12/20 13:30	1.60	121.7	0.366	0.6050	12.69	1.295	29.21	581.69	36.19	18,950	1,007,509	1.46	9.3360
3/12/20 13:31	1.60	121.8	0.416	0.6447	12.59	1.294	29.21	581.85	38.58	20,199	1,073,590	1.55	9.3618
3/12/20 13:32	1.60	122.4	0.430	0.6559	12.37	1.289	29.21	582.42	39.26	20,558	1,091,610	1.54	9.3875
3/12/20 13:33	1.60	120.4	0.437	0.6607	12.37	1.293	29.21	580.40	39.48	20,672	1,101,491	1.56	9.4135
3/12/20 13:34	1.60	120.0	0.446	0.6676	12.38	1.301	29.21	579.96	39.88	20,881	1,113,474	1.58	9.4397
3/12/20 13:35	1.60	120.0	0.421	0.6492	12.37	1.304	29.21	580.02	38.78	20,305	1,082,645	1.53	9.4653
3/12/20 13:36	1.60	121.4	0.394	0.6280	12.54	1.306	29.21	581.40	37.56	19,667	1,046,154	1.50	9.4903
3/12/20 13:37	1.60	123.1	0.410	0.6405	12.48	1.306	29.21	583.11	38.37	20,089	1,065,466	1.52	9.5156
3/12/20 13:38	1.60	124.1	0.390	0.6247	12.19	1.310	29.21	584.10	37.45	19,611	1,038,296	1.45	9.5397
3/12/20 13:39	1.60	122.1	0.451	0.6716	12.12	1.305	29.21	582.10	40.20	21,046	1,118,147	1.55	9.5656
3/12/20 13:40	1.60	121.1	0.403	0.6349	12.38	1.306	29.21	581.11	37.97	19,878	1,057,890	1.50	9.5905
3/12/20 13:41	1.60	120.3	0.425	0.6522	12.65	1.313	29.21	580.28	38.97	20,406	1,087,549	1.57	9.6167
3/12/20 13:42	1.60	119.0	0.393	0.6268	12.45	1.313	29.21	579.01	37.41	19,590	1,046,329	1.49	9.6415
3/12/20 13:43	1.60	119.8	0.400	0.6323	12.52	1.314	29.21	579.84	37.77	19,775	1,054,720	1.51	9.6667
3/12/20 13:44	1.60	119.9	0.410	0.6400	12.61	1.304	29.21	579.91	38.23	20,017	1,067,484	1.54	9.6924
3/12/20 13:45	1.60	119.6	0.424	0.6512	12.79	1.296	29.21	579.64	38.89	20,361	1,086,323	1.59	9.7188

Emission Calculations

Client: Medline
Location: Waukegan, IL
Source: Inlet #3
Date: 3/12/2020

As: 8.7266 sqft
Cp: 0.84
Barometric: 29.09 in Hg
O2: 20.9 % vol
CO2: 0.0 % vol

Clock Time	Static (in H2O)	TC (Deg F)	Raw DP (in H2O)	SQRT DP (in H2O)	EO (ppm v)	Water (% vol)	Ps (in Hg)	Ts (deg R)	Vs (fps)	Qact (acfm)	Qstd (scfh)	EO Em (lb/hr)	EO Total (lbs)
3/12/20 13:46	1.60	119.0	0.384	0.6196	12.95	1.284	29.21	579.01	36.98	19,363	1,034,213	1.53	9.7444
3/12/20 13:47	1.60	117.2	0.407	0.6377	13.15	1.281	29.21	577.18	38.00	19,896	1,066,036	1.60	9.7711
3/12/20 13:48	1.60	117.2	0.427	0.6538	13.30	1.286	29.21	577.21	38.96	20,399	1,092,938	1.66	9.7988
3/12/20 13:49	1.60	118.1	0.418	0.6465	13.03	1.284	29.21	578.05	38.56	20,188	1,080,063	1.61	9.8256
3/12/20 13:50	1.60	119.6	0.402	0.6336	13.14	1.287	29.21	579.57	37.84	19,812	1,057,151	1.59	9.8521
3/12/20 13:51	1.60	119.5	0.357	0.5973	13.00	1.291	29.21	579.54	35.67	18,676	996,602	1.48	9.8768
3/12/20 13:52	1.60	119.1	0.405	0.6364	13.14	1.289	29.21	579.06	37.99	19,889	1,062,219	1.60	9.9034
3/12/20 13:53	1.60	119.6	0.426	0.6526	12.92	1.290	29.21	579.64	38.97	20,406	1,088,742	1.61	9.9302
3/12/20 13:54	1.60	119.2	0.431	0.6564	12.93	1.286	29.21	579.15	39.18	20,514	1,095,440	1.62	9.9572
3/12/20 13:55	1.60	118.6	0.426	0.6528	13.15	1.297	29.21	578.60	38.95	20,393	1,089,988	1.64	9.9845
3/12/20 13:56	1.60	119.4	0.430	0.6558	13.12	1.302	29.21	579.42	39.16	20,503	1,094,326	1.64	10.0118
3/12/20 13:57	1.60	119.3	0.419	0.6471	13.30	1.296	29.21	579.32	38.63	20,228	1,079,807	1.64	10.0392
3/12/20 13:58	1.60	119.1	0.412	0.6419	13.55	1.310	29.21	579.14	38.32	20,063	1,071,334	1.66	10.0669
3/12/20 13:59	1.60	119.7	0.415	0.6442	13.93	1.311	29.21	579.66	38.47	20,145	1,074,743	1.71	10.0954
3/12/20 14:00	1.60	120.4	0.447	0.6687	14.38	1.317	29.21	580.42	39.96	20,925	1,114,939	1.83	10.1259
3/12/20 14:01	1.60	120.7	0.420	0.6482	14.50	1.311	29.21	580.73	38.75	20,289	1,080,460	1.79	10.1558
3/12/20 14:02	1.60	120.7	0.381	0.6168	15.20	1.313	29.21	580.75	36.87	19,307	1,028,140	1.79	10.1856
3/12/20 14:03	1.60	120.4	0.391	0.6255	15.82	1.311	29.21	580.39	37.38	19,571	1,042,819	1.89	10.2170
3/12/20 14:04	1.60	119.5	0.384	0.6198	15.94	1.304	29.21	579.48	37.01	19,377	1,034,110	1.88	10.2484
3/12/20 14:05	1.60	119.0	0.401	0.6335	16.46	1.314	29.21	579.00	37.81	19,798	1,057,464	1.99	10.2816
3/12/20 14:06	1.60	119.3	0.415	0.6439	17.00	1.319	29.21	579.33	38.44	20,129	1,074,552	2.09	10.3164
3/12/20 14:07	1.60	119.9	0.422	0.6498	17.44	1.312	29.21	579.94	38.82	20,324	1,083,765	2.16	10.3524
3/12/20 14:08	1.60	120.5	0.398	0.6310	17.96	1.315	29.21	580.53	37.71	19,745	1,051,853	2.16	10.3884
3/12/20 14:09	1.60	120.3	0.454	0.6736	18.90	1.317	29.21	580.34	40.25	21,076	1,123,094	2.43	10.4289
3/12/20 14:10	1.60	120.0	0.373	0.6110	19.12	1.323	29.21	579.98	36.50	19,111	1,019,057	2.23	10.4660
3/12/20 14:11	1.60	119.3	0.444	0.6661	19.59	1.324	29.21	579.31	39.77	20,824	1,111,648	2.49	10.5075
3/12/20 14:12	1.60	119.9	0.426	0.6527	20.43	1.321	29.21	579.94	38.99	20,415	1,088,648	2.54	10.5499
3/12/20 14:13	1.60	119.7	0.384	0.6198	21.62	1.313	29.21	579.74	37.02	19,384	1,034,023	2.56	10.5925
3/12/20 14:14	1.60	119.5	0.394	0.6275	23.45	1.321	29.21	579.51	37.47	19,619	1,046,951	2.81	10.6393
3/12/20 14:15	1.60	119.2	0.362	0.6017	24.75	1.321	29.21	579.17	35.92	18,807	1,004,212	2.84	10.6866
3/12/20 14:16	1.60	119.1	0.419	0.6475	26.06	1.325	29.21	579.15	38.66	20,240	1,080,805	3.22	10.7403
3/12/20 14:17	1.60	119.1	0.360	0.6002	27.75	1.339	29.21	579.06	35.83	18,761	1,001,989	3.18	10.7933
3/12/20 14:18	1.60	118.9	0.440	0.6636	28.96	1.342	29.21	578.86	39.61	20,739	1,107,974	3.67	10.8544
3/12/20 14:19	1.60	117.5	0.424	0.6510	31.31	1.346	29.21	577.53	38.81	20,321	1,088,155	3.90	10.9194
3/12/20 14:20	1.60	116.0	0.432	0.6573	32.82	1.350	29.21	576.02	39.13	20,490	1,100,072	4.13	10.9882
3/12/20 14:21	1.60	117.0	0.426	0.6528	34.36	1.360	29.21	577.03	38.90	20,370	1,091,728	4.29	11.0597
3/12/20 14:22	1.60	117.6	0.330	0.5747	35.69	1.358	29.21	577.60	34.27	17,941	960,608	3.92	11.1250
3/12/20 14:23	1.60	116.8	0.440	0.6634	36.25	1.351	29.21	576.77	39.52	20,695	1,109,618	4.60	11.2016
3/12/20 14:24	1.60	116.7	0.430	0.6554	37.20	1.360	29.21	576.69	39.05	20,445	1,096,399	4.66	11.2794
3/12/20 14:25	1.60	117.9	0.461	0.6789	37.77	1.350	29.21	577.88	40.49	21,198	1,134,446	4.90	11.3610
3/12/20 14:26	1.60	117.6	0.411	0.6412	37.82	1.344	29.21	577.61	38.23	20,018	1,071,773	4.63	11.4382
3/12/20 14:27	1.60	118.2	0.337	0.5808	37.58	1.349	29.21	578.24	34.65	18,140	970,184	4.17	11.5077
3/12/20 14:28	1.60	118.7	0.400	0.6323	37.17	1.353	29.21	578.71	37.73	19,758	1,055,825	4.49	11.5825
3/12/20 14:29	1.60	119.5	0.405	0.6362	37.66	1.345	29.21	579.51	38.00	19,894	1,061,656	4.57	11.6587
3/12/20 14:30	1.60	119.7	0.393	0.6271	37.71	1.357	29.21	579.73	37.46	19,614	1,046,300	4.51	11.7339
3/12/20 14:31	1.60	119.6	0.419	0.6473	36.72	1.365	29.21	579.65	38.66	20,243	1,080,033	4.53	11.8095
3/12/20 14:32	1.60	119.7	0.404	0.6357	35.98	1.349	29.21	579.75	37.97	19,881	1,060,533	4.36	11.8822
3/12/20 14:33	1.60	119.7	0.423	0.6505	35.87	1.342	29.21	579.69	38.85	20,342	1,085,215	4.45	11.9564

Emission Calculations

Client: Medline
Location: Waukegan, IL
Source: Inlet #3
Date: 3/12/2020

As: 8.7266 sqft
Cp: 0.84
Barometric: 29.09 in Hg
O2: 20.9 % vol
CO2: 0.0 % vol

Clock Time	Static (in H2O)	TC (Deg F)	Raw DP (in H2O)	SQRT DP (in H2O)	EO (ppm v)	Water (% vol)	Ps (in Hg)	Ts (deg R)	Vs (fps)	Qact (acfm)	Qstd (scfh)	EO Em (lb/hr)	EO Total (lbs)
3/12/20 14:34	1.60	119.1	0.433	0.6582	35.93	1.358	29.21	579.10	39.29	20,573	1,098,684	4.51	12.0316
3/12/20 14:35	1.60	118.3	0.403	0.6347	35.82	1.359	29.21	578.26	37.86	19,824	1,060,201	4.34	12.1040
3/12/20 14:36	1.60	117.7	0.434	0.6589	35.53	1.361	29.21	577.65	39.29	20,572	1,101,338	4.47	12.1785
3/12/20 14:37	1.60	117.3	0.408	0.6387	35.08	1.360	29.21	577.26	38.07	19,932	1,067,825	4.28	12.2499
3/12/20 14:38	1.60	116.5	0.448	0.6690	34.37	1.353	29.21	576.45	39.84	20,862	1,119,224	4.40	12.3232
3/12/20 14:39	1.60	117.6	0.413	0.6428	34.22	1.358	29.21	577.60	38.33	20,067	1,074,413	4.20	12.3933
3/12/20 14:40	1.60	118.9	0.368	0.6068	34.14	1.357	29.21	578.93	36.22	18,964	1,013,058	3.95	12.4592
3/12/20 14:41	1.60	119.1	0.401	0.6332	33.74	1.357	29.21	579.11	37.80	19,792	1,056,924	4.08	12.5271
3/12/20 14:42	1.60	118.7	0.445	0.6674	32.84	1.351	29.21	578.67	39.83	20,853	1,114,446	4.18	12.5969
3/12/20 14:43	1.60	119.0	0.418	0.6463	32.03	1.354	29.21	578.97	38.58	20,200	1,078,967	3.95	12.6628
3/12/20 14:44	1.60	117.7	0.421	0.6485	32.01	1.356	29.21	577.75	38.67	20,248	1,083,854	3.97	12.7289
3/12/20 14:45	1.60	116.5	0.432	0.6574	32.12	1.352	29.21	576.47	39.16	20,503	1,099,902	4.04	12.7962
3/12/20 14:46	1.60	117.3	0.401	0.6332	31.58	1.345	29.21	577.29	37.74	19,760	1,058,565	3.82	12.8599
3/12/20 14:47	1.60	118.5	0.451	0.6718	31.79	1.344	29.21	578.49	40.08	20,987	1,121,967	4.08	12.9279
3/12/20 14:48	1.60	120.1	0.381	0.6173	30.84	1.337	29.21	580.09	36.88	19,310	1,029,449	3.63	12.9884
3/12/20 14:49	1.60	120.5	0.424	0.6508	30.53	1.337	29.21	580.50	38.90	20,366	1,084,961	3.79	13.0515
3/12/20 14:50	1.60	118.8	0.386	0.6214	30.23	1.332	29.21	578.82	37.08	19,417	1,037,442	3.59	13.1112
3/12/20 14:51	1.60	118.0	0.374	0.6115	29.92	1.340	29.21	578.03	36.47	19,095	1,021,628	3.50	13.1695
3/12/20 14:52	1.60	116.9	0.401	0.6333	30.26	1.337	29.21	576.89	37.73	19,758	1,059,181	3.66	13.2306
3/12/20 14:53	1.60	116.7	0.430	0.6557	30.91	1.339	29.21	576.71	39.06	20,452	1,096,719	3.88	13.2952
3/12/20 14:54	1.60	117.5	0.430	0.6557	31.10	1.337	29.21	577.47	39.09	20,465	1,095,989	3.90	13.3601
3/12/20 14:55	1.60	117.7	0.393	0.6269	31.95	1.343	29.21	577.71	37.38	19,572	1,047,696	3.83	13.4239
3/12/20 14:56	1.60	117.9	0.440	0.6636	32.96	1.337	29.21	577.91	39.58	20,722	1,108,874	4.18	13.4935
3/12/20 14:57	1.60	117.6	0.413	0.6424	32.85	1.346	29.21	577.57	38.30	20,054	1,073,765	4.03	13.5608
3/12/20 14:58	1.60	116.6	0.415	0.6443	33.93	1.355	29.21	576.60	38.38	20,095	1,077,806	4.18	13.6305
3/12/20 14:59	1.60	116.4	0.438	0.6617	34.82	1.349	29.21	576.37	39.41	20,636	1,107,229	4.41	13.7039
3/12/20 15:00	1.60	115.4	0.439	0.6628	35.23	1.347	29.21	575.44	39.44	20,652	1,109,880	4.47	13.7784
3/12/20 15:01	1.60	115.6	0.363	0.6026	35.95	1.349	29.21	575.63	35.86	18,779	1,008,883	4.15	13.8476
3/12/20 15:02	1.60	115.3	0.383	0.6190	35.99	1.342	29.21	575.29	36.83	19,285	1,036,721	4.27	13.9187
3/12/20 15:03	1.60	115.6	0.437	0.6608	36.28	1.338	29.21	575.64	39.33	20,594	1,106,381	4.59	13.9951
3/12/20 15:04	1.60	116.5	0.457	0.6759	37.33	1.349	29.21	576.45	40.26	21,080	1,130,908	4.83	14.0756
3/12/20 15:05	1.60	118.2	0.411	0.6408	37.22	1.345	29.21	578.20	38.22	20,014	1,070,450	4.56	14.1515
3/12/20 15:06	1.60	119.6	0.416	0.6446	36.85	1.338	29.21	579.63	38.50	20,157	1,075,477	4.53	14.2270
3/12/20 15:07	1.60	119.8	0.378	0.6144	37.32	1.338	29.21	579.82	36.70	19,216	1,024,951	4.37	14.2999
3/12/20 15:08	1.60	119.6	0.431	0.6566	38.36	1.348	29.21	579.60	39.21	20,532	1,095,522	4.80	14.3800
3/12/20 15:09	1.60	119.7	0.399	0.6317	38.90	1.346	29.21	579.74	37.73	19,755	1,053,821	4.69	14.4581
3/12/20 15:10	1.60	120.7	0.442	0.6651	39.48	1.341	29.21	580.67	39.76	20,816	1,108,627	5.00	14.5415
3/12/20 15:11	1.60	120.9	0.412	0.6415	40.98	1.347	29.21	580.93	38.36	20,083	1,069,103	5.01	14.6250
3/12/20 15:12	1.60	120.7	0.450	0.6705	40.01	1.353	29.21	580.66	40.08	20,987	1,117,771	5.11	14.7103
3/12/20 15:13	1.60	120.5	0.415	0.6444	40.10	1.352	29.21	580.52	38.51	20,166	1,074,290	4.93	14.7923
3/12/20 15:14	1.60	119.5	0.437	0.6610	39.75	1.347	29.21	579.45	39.47	20,667	1,103,010	5.01	14.8759
3/12/20 15:15	1.60	119.3	0.443	0.6654	39.48	1.340	29.21	579.31	39.73	20,803	1,110,559	5.01	14.9595
3/12/20 15:16	1.60	119.6	0.440	0.6629	38.40	1.340	29.21	579.65	39.59	20,732	1,106,087	4.86	15.0404
3/12/20 15:17	1.60	119.7	0.393	0.6265	38.49	1.336	29.21	579.67	37.42	19,592	1,045,248	4.60	15.1171
3/12/20 15:18	1.60	120.1	0.405	0.6366	38.65	1.333	29.21	580.13	38.04	19,917	1,061,724	4.69	15.1953
3/12/20 15:19	1.60	120.5	0.397	0.6302	38.29	1.335	29.21	580.47	37.67	19,723	1,050,756	4.60	15.2719
3/12/20 15:20	1.60	121.1	0.412	0.6416	37.40	1.331	29.21	581.10	38.36	20,088	1,069,041	4.57	15.3481
3/12/20 15:21	1.60	121.7	0.397	0.6302	36.10	1.333	29.21	581.74	37.70	19,742	1,049,470	4.33	15.4203

Emission Calculations

Client: Medline
Location: Waukegan, IL
Source: Inlet #3
Date: 3/12/2020

As: 8.7266 sqft
Cp: 0.84
Barometric: 29.09 in Hg
O2: 20.9 % vol
CO2: 0.0 % vol

Clock Time	Static (in H2O)	TC (Deg F)	Raw DP (in H2O)	SQRT DP (in H2O)	EO (ppm v)	Water (% vol)	Ps (in Hg)	Ts (deg R)	Vs (fps)	Qact (acfm)	Qstd (scfh)	EO Em (lb/hr)	EO Total (lbs)
3/12/20 15:22	1.60	121.6	0.457	0.6759	35.45	1.325	29.21	581.62	40.43	21,171	1,125,703	4.56	15.4964
3/12/20 15:23	1.60	120.4	0.407	0.6380	35.90	1.325	29.21	580.42	38.13	19,965	1,063,800	4.37	15.5691
3/12/20 15:24	1.60	119.7	0.417	0.6460	35.89	1.330	29.21	579.68	38.58	20,201	1,077,735	4.42	15.6428
3/12/20 15:25	1.60	118.5	0.428	0.6538	36.48	1.335	29.21	578.49	39.01	20,426	1,091,967	4.55	15.7188
3/12/20 15:26	1.60	119.2	0.453	0.6727	36.56	1.336	29.21	579.19	40.16	21,027	1,122,762	4.69	15.7970
3/12/20 15:27	1.60	120.1	0.413	0.6429	35.82	1.328	29.21	580.12	38.41	20,112	1,072,148	4.39	15.8702
3/12/20 15:28	1.60	120.0	0.386	0.6209	35.63	1.326	29.21	579.96	37.09	19,421	1,035,601	4.22	15.9405
3/12/20 15:29	1.60	120.0	0.380	0.6168	35.59	1.337	29.21	580.01	36.85	19,293	1,028,705	4.19	16.0102
3/12/20 15:30	1.60	119.0	0.411	0.6409	34.79	1.337	29.21	579.00	38.25	20,030	1,069,824	4.26	16.0812
3/12/20 15:31	1.60	119.2	0.421	0.6486	33.57	1.345	29.21	579.25	38.73	20,276	1,082,555	4.16	16.1504
3/12/20 15:32	1.60	119.8	0.383	0.6186	33.82	1.340	29.21	579.77	36.95	19,348	1,032,034	3.99	16.2169
3/12/20 15:33	1.60	119.8	0.396	0.6294	33.51	1.340	29.21	579.83	37.59	19,685	1,049,887	4.02	16.2840
3/12/20 15:34	1.60	120.9	0.399	0.6314	33.82	1.345	29.21	580.88	37.75	19,767	1,052,385	4.07	16.3518
3/12/20 15:35	1.60	121.6	0.399	0.6314	33.58	1.345	29.21	581.63	37.78	19,780	1,051,705	4.04	16.4191
3/12/20 15:36	1.60	121.6	0.430	0.6557	33.47	1.345	29.21	581.63	39.23	20,542	1,092,210	4.18	16.4887
3/12/20 15:37	1.60	122.1	0.426	0.6526	33.43	1.340	29.21	582.07	39.06	20,451	1,086,570	4.15	16.5580
3/12/20 15:38	1.60	121.6	0.402	0.6336	32.81	1.337	29.21	581.60	37.91	19,848	1,055,411	3.96	16.6240
3/12/20 15:39	1.60	120.5	0.369	0.6074	32.64	1.338	29.21	580.48	36.30	19,007	1,012,628	3.78	16.6869
3/12/20 15:40	1.60	120.0	0.442	0.6648	32.44	1.344	29.21	580.03	39.72	20,797	1,108,873	4.11	16.7555
3/12/20 15:41	1.60	119.4	0.405	0.6362	32.10	1.343	29.21	579.42	37.99	19,890	1,061,610	3.90	16.8204
3/12/20 15:42	1.60	120.9	0.367	0.6055	31.84	1.350	29.21	580.94	36.20	18,956	1,009,090	3.67	16.8817
3/12/20 15:43	1.60	122.0	0.389	0.6234	32.33	1.348	29.21	582.00	37.31	19,534	1,037,976	3.84	16.9456
3/12/20 15:44	1.60	122.6	0.444	0.6660	32.74	1.355	29.21	582.61	39.88	20,882	1,108,435	4.15	17.0148
3/12/20 15:45	1.60	122.2	0.409	0.6397	33.39	1.354	29.21	582.19	38.29	20,049	1,064,974	4.07	17.0825
3/12/20 15:46	1.60	123.7	0.413	0.6423	34.36	1.364	29.21	583.71	38.50	20,156	1,067,886	4.20	17.1524
3/12/20 15:47	1.60	124.8	0.411	0.6414	34.42	1.362	29.21	584.81	38.48	20,148	1,065,450	4.19	17.2223
3/12/20 15:48	1.60	124.5	0.366	0.6048	34.77	1.359	29.21	584.48	36.27	18,993	1,004,951	4.00	17.2889
3/12/20 15:49	1.60	125.0	0.408	0.6387	35.14	1.365	29.21	585.01	38.32	20,065	1,060,735	4.26	17.3600
3/12/20 15:50	1.60	126.3	0.418	0.6464	35.71	1.367	29.21	586.28	38.83	20,330	1,072,372	4.38	17.4329
3/12/20 15:51	1.60	127.4	0.396	0.6292	36.63	1.363	29.21	587.36	37.83	19,808	1,042,924	4.37	17.5057
3/12/20 15:52	1.60	128.3	0.397	0.6302	36.87	1.366	29.21	588.27	37.92	19,856	1,043,832	4.40	17.5791
3/12/20 15:53	1.60	127.8	0.414	0.6431	36.69	1.363	29.21	587.82	38.68	20,254	1,065,563	4.47	17.6536
3/12/20 15:54	1.60	128.1	0.412	0.6421	37.02	1.365	29.21	588.13	38.63	20,227	1,063,607	4.50	17.7286
3/12/20 15:55	1.60	127.2	0.392	0.6261	36.96	1.355	29.21	587.23	37.64	19,707	1,037,868	4.39	17.8017
3/12/20 15:56	1.60	126.8	0.406	0.6373	36.61	1.356	29.21	586.83	38.30	20,052	1,056,731	4.42	17.8754
3/12/20 15:57	1.60	126.8	0.402	0.6344	36.33	1.359	29.21	586.76	38.12	19,959	1,051,973	4.37	17.9482
3/12/20 15:58	1.60	127.5	0.424	0.6509	36.24	1.356	29.21	587.48	39.14	20,493	1,078,793	4.47	18.0227
3/12/20 15:59	1.60	129.5	0.371	0.6090	35.90	1.359	29.21	589.47	36.68	19,206	1,007,639	4.14	18.0917
3/12/20 16:00	1.60	131.4	0.424	0.6508	35.67	1.365	29.21	591.37	39.26	20,559	1,075,132	4.39	18.1648
3/12/20 16:01	1.60	132.8	0.370	0.6085	35.73	1.369	29.21	592.82	36.76	19,246	1,003,995	4.10	18.2331
3/12/20 16:02	1.60	131.5	0.370	0.6080	35.20	1.365	29.21	591.46	36.68	19,208	1,004,324	4.04	18.3005
3/12/20 16:03	1.60	131.9	0.321	0.5665	34.86	1.361	29.21	591.88	34.19	17,902	935,355	3.73	18.3626
3/12/20 16:04	1.60	132.6	0.398	0.6311	34.93	1.360	29.21	592.61	38.11	19,956	1,041,430	4.16	18.4320
3/12/20 16:05	1.60	132.8	0.372	0.6102	34.62	1.371	29.21	592.78	36.86	19,300	1,006,876	3.99	18.4984
3/12/20 16:06	1.60	133.7	0.397	0.6303	34.37	1.373	29.21	593.69	38.10	19,950	1,039,194	4.08	18.5664
3/12/20 16:07	1.60	135.3	0.405	0.6361	34.22	1.377	29.21	595.25	38.50	20,159	1,047,333	4.10	18.6347
3/12/20 16:08	1.60	136.8	0.446	0.6677	33.76	1.375	29.21	596.75	40.46	21,187	1,097,977	4.24	18.7054
3/12/20 16:09	1.60	139.1	0.420	0.6481	33.44	1.375	29.21	599.11	39.35	20,605	1,063,633	4.07	18.7731

Emission Calculations

Client: Medline
Location: Waukegan, IL
Source: Inlet #3
Date: 3/12/2020

As: 8.7266 sqft
Cp: 0.84
Barometric: 29.09 in Hg
O2: 20.9 % vol
CO2: 0.0 % vol

Clock Time	Static (in H2O)	TC (Deg F)	Raw DP (in H2O)	SQRT DP (in H2O)	EO (ppm v)	Water (% vol)	Ps (in Hg)	Ts (deg R)	Vs (fps)	Qact (acfm)	Qstd (scfh)	EO Em (lb/hr)	EO Total (lbs)
3/12/20 16:10	1.60	140.0	0.376	0.6131	33.95	1.377	29.21	600.03	37.26	19,509	1,005,473	3.90	18.8382
3/12/20 16:11	1.60	141.8	0.427	0.6537	33.62	1.377	29.21	601.85	39.78	20,831	1,070,395	4.11	18.9068
3/12/20 16:12	1.60	142.9	0.444	0.6666	33.31	1.370	29.21	602.90	40.61	21,262	1,090,640	4.15	18.9760
3/12/20 16:13	1.60	144.0	0.417	0.6458	33.06	1.371	29.21	603.97	39.38	20,617	1,055,672	3.99	19.0425
3/12/20 16:14	1.60	145.7	0.409	0.6393	32.59	1.374	29.21	605.67	39.03	20,437	1,043,525	3.89	19.1073
3/12/20 16:15	1.60	147.1	0.429	0.6551	33.02	1.372	29.21	607.06	40.04	20,967	1,068,146	4.03	19.1745
3/12/20 16:16	1.60	146.4	0.400	0.6323	32.71	1.375	29.21	606.37	38.63	20,225	1,031,510	3.86	19.2388
3/12/20 16:17	1.60	146.1	0.382	0.6180	32.65	1.371	29.21	606.06	37.74	19,762	1,008,402	3.76	19.3016
3/12/20 16:18	1.60	146.1	0.418	0.6465	32.23	1.373	29.21	606.14	39.48	20,674	1,054,799	3.89	19.3663
3/12/20 16:19	1.60	146.6	0.393	0.6269	32.21	1.372	29.21	606.57	38.30	20,055	1,022,528	3.77	19.4291
3/12/20 16:20	1.60	147.6	0.425	0.6519	32.14	1.367	29.21	607.60	39.87	20,874	1,062,427	3.90	19.4942
3/12/20 16:21	1.60	147.2	0.408	0.6387	31.64	1.366	29.21	607.19	39.04	20,442	1,041,185	3.77	19.5570
3/12/20 16:22	1.60	147.4	0.405	0.6366	31.65	1.371	29.21	607.36	38.92	20,380	1,037,724	3.75	19.6195
3/12/20 16:23	1.60	148.9	0.366	0.6049	31.17	1.371	29.21	608.91	37.03	19,389	984,738	3.51	19.6780
3/12/20 16:24	1.60	149.8	0.432	0.6572	31.06	1.377	29.21	609.83	40.26	21,081	1,069,078	3.80	19.7413
3/12/20 16:25	1.60	149.5	0.446	0.6677	30.33	1.374	29.21	609.53	40.89	21,412	1,086,405	3.77	19.8041
3/12/20 16:26	1.60	150.3	0.370	0.6084	30.62	1.371	29.21	610.30	37.29	19,525	989,382	3.46	19.8618
3/12/20 16:27	1.60	150.3	0.409	0.6391	30.52	1.376	29.21	610.34	39.17	20,511	1,039,274	3.63	19.9223
3/12/20 16:28	1.60	147.8	0.422	0.6493	30.54	1.374	29.21	607.81	39.71	20,794	1,058,004	3.69	19.9838
3/12/20 16:29	1.60	146.3	0.402	0.6338	30.17	1.374	29.21	606.31	38.72	20,272	1,034,008	3.57	20.0433
3/12/20 16:30	1.60	144.9	0.427	0.6531	29.87	1.372	29.21	604.95	39.85	20,865	1,066,640	3.64	20.1040
3/12/20 16:31	1.60	143.3	0.423	0.6501	29.82	1.372	29.21	603.29	39.61	20,741	1,063,215	3.63	20.1644
3/12/20 16:32	1.60	142.0	0.427	0.6535	29.91	1.372	29.21	601.97	39.78	20,828	1,070,029	3.66	20.2254
3/12/20 16:33	1.60	139.3	0.480	0.6931	30.30	1.373	29.21	599.25	42.09	22,040	1,137,404	3.94	20.2911
3/12/20 16:34	1.60	136.4	0.434	0.6586	30.23	1.374	29.21	596.36	39.90	20,893	1,083,452	3.74	20.3535
3/12/20 16:35	1.60	135.0	0.438	0.6616	30.91	1.369	29.21	594.96	40.03	20,962	1,089,579	3.85	20.4177
3/12/20 16:36	1.60	133.6	0.387	0.6219	29.97	1.368	29.21	593.64	37.59	19,681	1,025,275	3.51	20.4762
3/12/20 16:37	1.60	132.0	0.464	0.6815	30.02	1.372	29.21	592.04	41.14	21,539	1,125,097	3.86	20.5406
3/12/20 16:38	1.60	129.5	0.417	0.6458	31.64	1.379	29.21	589.46	38.90	20,368	1,068,599	3.87	20.6050
3/12/20 16:39	1.60	126.7	0.388	0.6229	33.57	1.380	29.21	586.70	37.43	19,599	1,033,078	3.97	20.6711
3/12/20 16:40	1.60	126.7	0.441	0.6638	32.91	1.380	29.21	586.70	39.89	20,885	1,100,875	4.14	20.7401
3/12/20 16:41	1.60	126.2	0.413	0.6430	32.25	1.378	29.21	586.17	38.62	20,221	1,066,829	3.93	20.8057
3/12/20 16:42	1.60	124.7	0.436	0.6601	32.36	1.385	29.21	584.65	39.60	20,732	1,096,664	4.06	20.8733
3/12/20 16:43	1.60	124.2	0.401	0.6330	34.20	1.393	29.21	584.21	37.96	19,875	1,052,105	4.11	20.9419
3/12/20 16:44	1.60	123.0	0.403	0.6350	36.70	1.394	29.21	583.00	38.04	19,916	1,056,482	4.43	21.0158
3/12/20 16:45	1.60	121.6	0.412	0.6420	38.17	1.403	29.21	581.62	38.41	20,112	1,069,360	4.67	21.0936
3/12/20 16:46	1.60	121.1	0.389	0.6235	37.24	1.408	29.21	581.11	37.29	19,526	1,039,157	4.42	21.1673
3/12/20 16:47	1.60	119.9	0.421	0.6488	38.07	1.415	29.21	579.94	38.77	20,299	1,082,434	4.71	21.2459
3/12/20 16:48	1.60	119.8	0.399	0.6320	38.72	1.409	29.21	579.77	37.75	19,768	1,054,441	4.67	21.3237
3/12/20 16:49	1.60	120.5	0.400	0.6321	39.11	1.415	29.21	580.51	37.78	19,783	1,053,915	4.71	21.4022
3/12/20 16:50	1.60	120.7	0.436	0.6603	40.11	1.405	29.21	580.72	39.48	20,670	1,100,794	5.05	21.4864
3/12/20 16:51	1.60	120.5	0.397	0.6304	41.29	1.405	29.21	580.54	37.68	19,731	1,051,093	4.96	21.5691
3/12/20 16:52	1.60	120.0	0.363	0.6022	39.89	1.410	29.21	580.03	35.98	18,839	1,004,469	4.58	21.6454
3/12/20 16:53	1.60	118.9	0.370	0.6082	39.79	1.421	29.21	578.88	36.31	19,010	1,015,558	4.62	21.7224
3/12/20 16:54	1.60	119.5	0.397	0.6301	39.48	1.422	29.21	579.45	37.63	19,703	1,051,587	4.75	21.8015
3/12/20 16:55	1.60	119.9	0.400	0.6328	40.07	1.424	29.21	579.94	37.81	19,796	1,055,645	4.84	21.8821
3/12/20 16:56	1.60	119.6	0.418	0.6461	40.17	1.421	29.21	579.64	38.60	20,209	1,078,218	4.95	21.9647
3/12/20 16:57	1.60	119.0	0.417	0.6457	40.80	1.424	29.21	579.03	38.55	20,184	1,078,021	5.03	22.0485

Emission Calculations

Client: Medline
Location: Waukegan, IL
Source: Inlet #3
Date: 3/12/2020

As: 8.7266 sqft
Cp: 0.84
Barometric: 29.09 in Hg
O2: 20.9 % vol
CO2: 0.0 % vol

Clock Time	Static (in H2O)	TC (Deg F)	Raw DP (in H2O)	SQRT DP (in H2O)	EO (ppm v)	Water (% vol)	Ps (in Hg)	Ts (deg R)	Vs (fps)	Qact (acfm)	Qstd (scfh)	EO Em (lb/hr)	EO Total (lbs)
3/12/20 16:58	1.60	118.9	0.436	0.6602	40.70	1.412	29.21	578.93	39.41	20,637	1,102,376	5.13	22.1340
3/12/20 16:59	1.60	118.4	0.408	0.6384	39.61	1.415	29.21	578.43	38.10	19,947	1,066,462	4.83	22.2145
3/12/20 17:00	1.60	117.7	0.401	0.6332	40.10	1.416	29.21	577.75	37.76	19,771	1,058,286	4.85	22.2953
3/12/20 17:01	1.60	116.6	0.393	0.6265	39.65	1.412	29.21	576.60	37.32	19,543	1,048,176	4.75	22.3745
3/12/20 17:02	1.60	114.9	0.450	0.6709	39.84	1.415	29.21	574.91	39.91	20,897	1,124,108	5.12	22.4599
3/12/20 17:03	1.60	114.4	0.390	0.6241	40.23	1.414	29.21	574.42	37.11	19,431	1,046,145	4.81	22.5401
3/12/20 17:04	1.60	113.9	0.420	0.6482	40.01	1.414	29.21	573.92	38.52	20,171	1,086,936	4.97	22.6229
3/12/20 17:05	1.60	113.3	0.375	0.6122	38.86	1.413	29.21	573.25	36.37	19,042	1,027,254	4.56	22.6990
3/12/20 17:06	1.60	112.6	0.409	0.6397	38.62	1.406	29.21	572.59	37.98	19,884	1,073,970	4.74	22.7781
3/12/20 17:07	1.60	112.1	0.398	0.6312	38.35	1.413	29.21	572.07	37.46	19,612	1,060,199	4.65	22.8555
3/12/20 17:08	1.60	111.8	0.367	0.6058	37.89	1.408	29.21	571.78	35.94	18,818	1,017,807	4.41	22.9290
3/12/20 17:09	1.60	111.5	0.363	0.6028	38.13	1.408	29.21	571.54	35.76	18,722	1,013,020	4.42	23.0026
3/12/20 17:10	1.60	111.9	0.431	0.6564	38.64	1.415	29.21	571.95	38.95	20,391	1,102,587	4.87	23.0838
3/12/20 17:11	1.60	111.3	0.421	0.6485	37.49	1.419	29.21	571.34	38.46	20,136	1,089,917	4.67	23.1617
3/12/20 17:12	1.60	110.6	0.401	0.6335	36.88	1.422	29.21	570.56	37.54	19,657	1,065,470	4.49	23.2366
3/12/20 17:13	1.60	111.1	0.409	0.6392	37.27	1.433	29.21	571.12	37.90	19,845	1,074,617	4.58	23.3129
3/12/20 17:14	1.60	111.7	0.410	0.6406	37.43	1.428	29.21	571.72	38.01	19,899	1,076,405	4.61	23.3897
3/12/20 17:15	1.60	112.7	0.386	0.6210	38.48	1.435	29.21	572.72	36.88	19,308	1,042,612	4.59	23.4661
3/12/20 17:16	1.60	113.1	0.417	0.6455	38.81	1.432	29.21	573.06	38.34	20,075	1,083,378	4.81	23.5463
3/12/20 17:17	1.60	111.9	0.365	0.6042	38.78	1.440	29.21	571.95	35.85	18,773	1,015,082	4.50	23.6213
3/12/20 17:18	1.60	111.8	0.412	0.6418	39.49	1.448	29.21	571.79	38.08	19,938	1,078,347	4.87	23.7024
3/12/20 17:19	1.60	111.9	0.452	0.6722	40.61	1.453	29.21	571.91	39.88	20,883	1,129,256	5.24	23.7898
3/12/20 17:20	1.60	112.0	0.427	0.6535	41.17	1.455	29.21	571.97	38.78	20,306	1,097,907	5.17	23.8760
3/12/20 17:21	1.60	110.5	0.423	0.6503	42.27	1.461	29.21	570.48	38.54	20,179	1,093,933	5.29	23.9641
3/12/20 17:22	1.60	109.4	0.432	0.6569	43.38	1.466	29.21	569.41	38.89	20,365	1,106,048	5.49	24.0555
3/12/20 17:23	1.60	109.4	0.432	0.6570	42.78	1.467	29.21	569.38	38.90	20,369	1,106,335	5.41	24.1457
3/12/20 17:24	1.60	109.8	0.438	0.6617	43.18	1.468	29.21	569.83	39.19	20,521	1,113,680	5.50	24.2374
3/12/20 17:25	1.60	112.4	0.452	0.6724	43.74	1.463	29.21	572.42	39.92	20,900	1,129,150	5.65	24.3315
3/12/20 17:26	1.60	111.3	0.400	0.6323	43.58	1.461	29.21	571.28	37.50	19,634	1,062,888	5.30	24.4197
3/12/20 17:27	1.60	112.0	0.441	0.6639	44.81	1.466	29.21	572.02	39.40	20,630	1,115,346	5.71	24.5150
3/12/20 17:28	1.60	112.8	0.393	0.6266	45.12	1.468	29.21	572.83	37.21	19,483	1,051,863	5.43	24.6054
3/12/20 17:29	1.60	113.1	0.434	0.6589	44.93	1.468	29.21	573.05	39.14	20,491	1,105,844	5.68	24.7001
3/12/20 17:30	1.60	111.9	0.418	0.6462	43.13	1.472	29.21	571.86	38.34	20,077	1,085,765	5.35	24.7894
3/12/20 17:31	1.60	112.0	0.455	0.6743	43.76	1.484	29.21	571.96	40.02	20,952	1,132,898	5.67	24.8838
3/12/20 17:32	1.60	112.8	0.416	0.6450	43.61	1.482	29.21	572.81	38.30	20,056	1,082,800	5.40	24.9738
3/12/20 17:33	1.60	113.0	0.400	0.6327	43.77	1.485	29.21	573.02	37.58	19,677	1,061,986	5.31	25.0624
3/12/20 17:34	1.60	113.3	0.449	0.6702	43.78	1.486	29.21	573.29	39.82	20,850	1,124,722	5.63	25.1562
3/12/20 17:35	1.60	113.7	0.433	0.6577	43.90	1.487	29.21	573.75	39.09	20,469	1,103,303	5.54	25.2485
3/12/20 17:36	1.60	113.9	0.445	0.6671	42.22	1.489	29.21	573.93	39.66	20,764	1,118,829	5.40	25.3385
3/12/20 17:37	1.60	113.8	0.394	0.6280	41.78	1.483	29.21	573.84	37.33	19,546	1,053,377	5.03	25.4224
3/12/20 17:38	1.60	114.3	0.422	0.6495	42.43	1.481	29.21	574.27	38.62	20,221	1,088,932	5.28	25.5104
3/12/20 17:39	1.60	115.4	0.440	0.6636	42.52	1.481	29.21	575.37	39.50	20,682	1,111,624	5.40	25.6005
3/12/20 17:40	1.60	115.8	0.383	0.6190	41.59	1.486	29.21	575.81	36.86	19,299	1,036,537	4.93	25.6827
3/12/20 17:41	1.60	116.2	0.430	0.6554	40.78	1.494	29.21	576.16	39.04	20,439	1,097,052	5.12	25.7679
3/12/20 17:42	1.60	115.2	0.403	0.6347	41.00	1.484	29.21	575.19	37.77	19,776	1,063,280	4.98	25.8510
3/12/20 17:43	1.60	114.1	0.451	0.6716	41.00	1.496	29.21	574.15	39.93	20,910	1,126,275	5.28	25.9390
3/12/20 17:44	1.60	115.0	0.428	0.6545	40.76	1.501	29.21	575.02	38.95	20,393	1,096,745	5.11	26.0242
3/12/20 17:45	1.60	115.9	0.388	0.6230	40.15	1.494	29.21	575.90	37.10	19,424	1,043,076	4.79	26.1040

Emission Calculations

Client: Medline
Location: Waukegan, IL
Source: Inlet #3
Date: 3/12/2020

As: 8.7266 sqft
Cp: 0.84
Barometric: 29.09 in Hg
O2: 20.9 % vol
CO2: 0.0 % vol

Clock Time	Static (in H2O)	TC (Deg F)	Raw DP (in H2O)	SQRT DP (in H2O)	EO (ppm v)	Water (% vol)	Ps (in Hg)	Ts (deg R)	Vs (fps)	Qact (acfm)	Qstd (scfh)	EO Em (lb/hr)	EO Total (lbs)
3/12/20 17:46	1.60	115.8	0.405	0.6362	40.14	1.493	29.21	575.78	37.88	19,833	1,065,255	4.89	26.1855
3/12/20 17:47	1.60	114.2	0.401	0.6333	40.08	1.497	29.21	574.19	37.66	19,718	1,061,989	4.87	26.2666
3/12/20 17:48	1.60	112.8	0.415	0.6444	40.10	1.495	29.21	572.79	38.27	20,037	1,081,807	4.96	26.3493
3/12/20 17:49	1.60	111.4	0.411	0.6409	39.35	1.498	29.21	571.42	38.02	19,907	1,077,351	4.85	26.4301
3/12/20 17:50	1.60	111.5	0.402	0.6340	38.95	1.497	29.21	571.53	37.61	19,694	1,065,647	4.75	26.5091
3/12/20 17:51	1.60	112.1	0.431	0.6566	38.57	1.491	29.21	572.11	38.97	20,404	1,102,972	4.86	26.5902
3/12/20 17:52	1.60	112.7	0.471	0.6861	37.95	1.504	29.21	572.65	40.74	21,334	1,152,122	5.00	26.6735
3/12/20 17:53	1.60	114.0	0.394	0.6280	38.95	1.501	29.21	574.01	37.34	19,549	1,053,256	4.69	26.7517
3/12/20 17:54	1.60	114.0	0.439	0.6626	38.85	1.498	29.21	573.96	39.39	20,626	1,111,377	4.94	26.8340
3/12/20 17:55	1.60	112.9	0.406	0.6373	36.51	1.504	29.21	572.91	37.85	19,821	1,069,922	4.47	26.9084
3/12/20 17:56	1.60	113.6	0.379	0.6157	36.92	1.505	29.21	573.58	36.59	19,159	1,033,013	4.36	26.9811
3/12/20 17:57	1.60	114.2	0.402	0.6340	38.76	1.506	29.21	574.18	37.70	19,740	1,063,204	4.71	27.0597
3/12/20 17:58	1.60	113.9	0.374	0.6112	37.56	1.502	29.21	573.94	36.34	19,026	1,025,165	4.40	27.1330
3/12/20 17:59	1.60	114.6	0.429	0.6552	36.63	1.501	29.21	574.59	38.97	20,406	1,098,313	4.60	27.2097
3/12/20 18:00	1.60	113.8	0.387	0.6224	35.80	1.499	29.21	573.80	37.00	19,371	1,044,050	4.27	27.2809
3/12/20 18:01	1.60	113.7	0.460	0.6785	34.84	1.503	29.21	573.69	40.33	21,116	1,138,294	4.53	27.3565
3/12/20 18:02	1.60	113.4	0.404	0.6354	35.16	1.512	29.21	573.35	37.75	19,768	1,066,232	4.29	27.4279
3/12/20 18:03	1.60	113.5	0.430	0.6557	35.41	1.520	29.21	573.51	38.97	20,404	1,100,274	4.46	27.5022
3/12/20 18:04	1.60	113.5	0.419	0.6471	35.53	1.517	29.21	573.53	38.45	20,135	1,085,698	4.41	27.5757
3/12/20 18:05	1.60	113.2	0.398	0.6305	36.52	1.522	29.21	573.22	37.46	19,613	1,058,156	4.42	27.6493
3/12/20 18:06	1.60	112.9	0.447	0.6683	36.36	1.518	29.21	572.90	39.69	20,783	1,121,909	4.66	27.7271
3/12/20 18:07	1.60	113.8	0.440	0.6632	35.61	1.518	29.21	573.75	39.42	20,642	1,112,634	4.53	27.8026
3/12/20 18:08	1.60	113.9	0.464	0.6810	35.77	1.521	29.21	573.88	40.48	21,196	1,142,215	4.67	27.8804
3/12/20 18:09	1.60	113.6	0.420	0.6482	35.09	1.537	29.21	573.58	38.53	20,172	1,087,642	4.36	27.9532
3/12/20 18:10	1.60	113.4	0.425	0.6521	35.82	1.537	29.21	573.38	38.75	20,289	1,094,276	4.48	28.0278
3/12/20 18:11	1.60	113.2	0.423	0.6503	35.98	1.533	29.21	573.22	38.64	20,231	1,091,459	4.49	28.1027
3/12/20 18:12	1.60	113.3	0.409	0.6391	34.42	1.523	29.21	573.31	37.98	19,884	1,072,608	4.22	28.1730
3/12/20 18:13	1.60	114.5	0.437	0.6614	35.13	1.530	29.21	574.46	39.34	20,597	1,108,813	4.45	28.2473
3/12/20 18:14	1.60	114.8	0.401	0.6335	35.85	1.534	29.21	574.82	37.69	19,735	1,061,746	4.35	28.3198
3/12/20 18:15	1.60	114.9	0.441	0.6641	36.65	1.539	29.21	574.85	39.51	20,689	1,113,003	4.66	28.3975
3/12/20 18:16	1.60	114.6	0.384	0.6194	37.03	1.544	29.21	574.56	36.85	19,293	1,038,449	4.40	28.4708
3/12/20 18:17	1.60	114.4	0.500	0.7069	37.58	1.543	29.21	574.42	42.04	22,014	1,185,220	5.09	28.5557
3/12/20 18:18	1.60	115.8	0.420	0.6479	37.11	1.543	29.21	575.85	38.58	20,203	1,084,991	4.60	28.6324
3/12/20 18:19	1.60	115.7	0.422	0.6496	37.67	1.545	29.21	575.71	38.68	20,253	1,087,961	4.69	28.7105
3/12/20 18:20	1.60	115.4	0.433	0.6580	37.68	1.541	29.21	575.37	39.17	20,509	1,102,365	4.75	28.7897
3/12/20 18:21	1.60	114.5	0.440	0.6631	38.53	1.543	29.21	574.55	39.44	20,653	1,111,664	4.90	28.8713
3/12/20 18:22	1.60	114.4	0.470	0.6854	39.71	1.551	29.21	574.38	40.77	21,345	1,149,269	5.22	28.9583
3/12/20 18:23	1.60	114.4	0.420	0.6482	37.92	1.552	29.21	574.40	38.55	20,185	1,086,767	4.71	29.0368
3/12/20 18:24	1.60	115.1	0.444	0.6666	38.41	1.551	29.21	575.12	39.67	20,774	1,117,046	4.91	29.1186
3/12/20 18:25	1.60	115.3	0.403	0.6351	38.81	1.560	29.21	575.35	37.81	19,796	1,064,081	4.72	29.1973
3/12/20 18:26	1.60	116.5	0.419	0.6472	39.18	1.563	29.21	576.50	38.57	20,193	1,083,252	4.85	29.2781
3/12/20 18:27	1.60	115.1	0.419	0.6470	40.23	1.563	29.21	575.10	38.51	20,162	1,084,184	4.99	29.3613
3/12/20 18:28	1.60	114.5	0.415	0.6443	40.60	1.557	29.21	574.46	38.32	20,066	1,080,226	5.01	29.4448
3/12/20 18:29	1.60	115.1	0.402	0.6342	41.51	1.563	29.21	575.13	37.75	19,763	1,062,707	5.04	29.5289
	1.60	**114.8**		**0.6420**	**23.26**	**1.366**	**29.21**	**574.78**	**38.18**	**19,994**	**1,075,778**	**2.861**	**29.529**

Emission Calculations

Client: Medline
Location: Waukegan, IL
Source: Inlet #4
Date: 3/10/2020

As: 15.9043 sqft
Cp: 0.84
Barometric: 29.41 in Hg
O2: 20.9 % vol
CO2: 0.0 % vol

Clock Time	Static (in H2O)	TC (Deg F)	Raw DP (in H2O)	SQRT DP (in H2O)	EO (ppm v)	Water (% vol)	Ps (in Hg)	Ts (deg R)	Vs (fps)	Qact (acfm)	Qstd (scfh)	EO Em (lb/hr)	EO Total (lbs)
3/10/20 8:21	8.50	61.0	0.450	0.6706	0.000	0.674	30.04	521.04	37.40	35689	2,178,303	0.000	0.000000
3/10/20 8:22	8.50	61.1	0.395	0.6284	0.000	0.674	30.04	521.05	35.05	33444	2,041,182	0.000	0.000000
3/10/20 8:23	8.50	60.9	0.367	0.6059	0.000	0.674	30.04	520.86	33.78	32238	1,968,354	0.000	0.000000
3/10/20 8:24	8.50	60.9	0.443	0.6658	0.000	0.678	30.04	520.94	37.13	35432	2,162,991	0.000	0.000000
3/10/20 8:25	8.50	61.4	0.395	0.6286	0.000	0.677	30.04	521.45	35.07	33467	2,041,089	0.000	0.000000
3/10/20 8:26	8.50	61.4	0.439	0.6628	0.000	0.676	30.04	521.35	36.98	35285	2,152,345	0.000	0.000000
3/10/20 8:27	8.50	61.1	0.403	0.6345	0.000	0.677	30.04	521.07	35.39	33770	2,061,055	0.000	0.000000
3/10/20 8:28	8.50	61.5	0.400	0.6328	0.000	0.679	30.04	521.47	35.31	33691	2,054,633	0.000	0.000000
3/10/20 8:29	8.50	62.2	0.373	0.6107	0.000	0.678	30.04	522.23	34.10	32537	1,981,352	0.000	0.000000
3/10/20 8:30	8.50	61.6	0.390	0.6245	0.000	0.679	30.04	521.61	34.85	33252	2,027,300	0.000	0.000000
3/10/20 8:31	8.50	60.7	0.375	0.6121	0.000	0.682	30.04	520.73	34.13	32565	1,988,799	0.000	0.000000
3/10/20 8:32	8.50	62.3	0.442	0.6647	0.000	0.683	30.04	522.32	37.11	35417	2,156,395	0.000	0.000000
3/10/20 8:33	8.50	62.3	0.358	0.5982	0.000	0.685	30.04	522.31	33.40	31873	1,940,647	0.000	0.000000
3/10/20 8:34	8.50	63.9	0.438	0.6621	0.000	0.685	30.04	523.92	37.03	35336	2,144,901	0.000	0.000000
3/10/20 8:35	8.50	64.3	0.308	0.5546	0.000	0.688	30.04	524.33	31.03	29610	1,795,886	0.000	0.000000
3/10/20 8:36	8.50	63.6	0.538	0.7337	0.031	0.688	30.04	523.56	41.02	39144	2,377,693	0.009	0.000143
3/10/20 8:37	8.50	63.7	0.396	0.6292	0.060	0.690	30.04	523.74	35.18	33573	2,038,552	0.014	0.000376
3/10/20 8:38	8.50	63.2	0.325	0.5702	0.032	0.691	30.04	523.20	31.87	30411	1,848,477	0.007	0.000490
3/10/20 8:39	8.50	64.1	0.371	0.6088	0.053	0.691	30.04	524.10	34.05	32497	1,971,870	0.012	0.000688
3/10/20 8:40	8.50	62.8	0.433	0.6580	0.056	0.693	30.04	522.84	36.76	35080	2,133,729	0.014	0.000915
3/10/20 8:41	8.50	64.5	0.384	0.6199	0.069	0.695	30.04	524.53	34.69	33104	2,007,075	0.016	0.001179
3/10/20 8:42	8.50	63.1	0.411	0.6408	0.055	0.694	30.04	523.13	35.81	34170	2,077,234	0.013	0.001398
3/10/20 8:43	8.50	63.8	0.150	0.3870	0.061	0.696	30.04	523.83	21.64	20649	1,253,614	0.009	0.001542
3/10/20 8:44	8.50	64.4	0.377	0.6136	0.047	0.695	30.04	524.43	34.33	32762	1,986,720	0.011	0.001721
3/10/20 8:45	8.50	64.3	0.235	0.4847	0.053	0.698	30.04	524.29	27.11	25874	1,569,445	0.009	0.001879
3/10/20 8:46	8.50	63.5	0.203	0.4507	0.039	0.701	30.04	523.47	25.19	24041	1,460,503	0.007	0.001989
3/10/20 8:47	8.50	63.5	0.387	0.6218	0.041	0.699	30.04	523.46	34.76	33172	2,015,292	0.009	0.002146
3/10/20 8:48	8.50	64.2	0.691	0.8312	0.049	0.702	30.04	524.19	46.50	44373	2,692,038	0.015	0.002395
3/10/20 8:49	8.50	63.6	0.341	0.5836	0.048	0.700	30.04	523.62	32.63	31137	1,891,119	0.010	0.002568
3/10/20 8:50	8.50	64.8	0.487	0.6978	0.050	0.703	30.04	524.80	39.06	37275	2,258,747	0.013	0.002782
3/10/20 8:51	8.50	64.5	0.342	0.5849	0.048	0.704	30.04	524.45	32.73	31231	1,893,786	0.010	0.002954
3/10/20 8:52	8.50	63.6	0.537	0.7327	0.066	0.704	30.04	523.58	40.96	39090	2,374,297	0.018	0.003253
3/10/20 8:53	8.50	62.8	0.393	0.6267	0.034	0.705	30.04	522.81	35.01	33411	2,032,352	0.008	0.003383
3/10/20 8:54	8.50	63.0	0.525	0.7244	0.049	0.703	30.04	523.03	40.48	38630	2,348,824	0.013	0.003604
3/10/20 8:55	8.50	64.1	0.189	0.4345	0.047	0.706	30.04	524.14	24.31	23194	1,407,245	0.008	0.003732
3/10/20 8:56	8.50	63.7	0.563	0.7501	0.042	0.708	30.04	523.71	41.94	40023	2,430,405	0.012	0.003928
3/10/20 8:57	8.50	64.8	0.328	0.5724	0.033	0.708	30.04	524.83	32.04	30573	1,852,536	0.007	0.004044
3/10/20 8:58	8.50	65.3	0.575	0.7581	0.038	0.710	30.04	525.26	42.45	40510	2,452,672	0.011	0.004220
3/10/20 8:59	8.50	65.0	0.457	0.6763	0.059	0.709	30.04	524.97	37.86	36131	2,188,719	0.015	0.004466
3/10/20 9:00	8.50	66.1	0.429	0.6548	0.076	0.711	30.04	526.14	36.70	35021	2,116,789	0.018	0.004773
3/10/20 9:01	8.50	64.8	0.690	0.8308	0.066	0.711	30.04	524.77	46.50	44375	2,689,155	0.020	0.005112
3/10/20 9:02	8.50	64.9	0.321	0.5665	0.070	0.711	30.04	524.85	31.71	30259	1,833,434	0.015	0.005358
3/10/20 9:03	8.50	65.6	0.204	0.4512	0.087	0.710	30.04	525.59	25.28	24121	1,459,495	0.014	0.005600
3/10/20 9:04	8.50	64.3	0.296	0.5440	0.072	0.713	30.04	524.30	30.44	29046	1,761,776	0.015	0.005842
3/10/20 9:05	8.50	64.8	0.463	0.6808	0.085	0.714	30.04	524.79	38.11	36363	2,203,549	0.022	0.006200
3/10/20 9:06	8.50	63.6	0.443	0.6658	0.058	0.714	30.04	523.58	37.22	35522	2,157,544	0.014	0.006439
3/10/20 9:07	8.50	63.4	0.282	0.5311	0.037	0.716	30.04	523.39	29.69	28332	1,721,510	0.007	0.006561

Emission Calculations

Client: Medline
Location: Waukegan, IL
Source: Inlet #4
Date: 3/10/2020

As: 15.9043 sqft
Cp: 0.84
Barometric: 29.41 in Hg
O2: 20.9 % vol
CO2: 0.0 % vol

Clock Time	Static (in H2O)	TC (Deg F)	Raw DP (in H2O)	SQRT DP (in H2O)	EO (ppm v)	Water (% vol)	Ps (in Hg)	Ts (deg R)	Vs (fps)	Qact (acfm)	Qstd (scfh)	EO Em (lb/hr)	EO Total (lbs)
3/10/20 9:08	8.50	64.3	0.249	0.4994	0.067	0.718	30.04	524.33	27.94	26662	1,617,104	0.012	0.006766
3/10/20 9:09	8.50	59.6	0.402	0.6342	0.059	0.716	30.04	519.63	35.33	33710	2,063,080	0.014	0.006996
3/10/20 9:10	8.50	61.9	0.419	0.6474	0.060	0.717	30.04	521.90	36.14	34486	2,101,389	0.014	0.007234
3/10/20 9:11	8.50	63.6	0.473	0.6879	0.061	0.721	30.04	523.60	38.46	36705	2,229,335	0.016	0.007494
3/10/20 9:12	8.50	64.0	0.180	0.4237	0.055	0.719	30.04	523.95	23.70	22614	1,372,599	0.009	0.007639
3/10/20 9:13	8.50	63.9	0.476	0.6898	0.072	0.723	30.04	523.89	38.58	36815	2,234,759	0.018	0.007945
3/10/20 9:14	8.50	64.4	0.468	0.6838	0.036	0.723	30.04	524.43	38.26	36510	2,214,009	0.009	0.008096
3/10/20 9:15	8.50	65.0	0.210	0.4580	0.049	0.725	30.04	524.99	25.64	24469	1,482,228	0.008	0.008236
3/10/20 9:16	8.50	64.7	0.384	0.6194	0.036	0.724	30.04	524.67	34.67	33084	2,005,287	0.008	0.008375
3/10/20 9:17	8.50	64.5	0.604	0.7772	0.039	0.726	30.04	524.52	43.50	41505	2,516,481	0.011	0.008561
3/10/20 9:18	8.50	64.3	0.598	0.7736	0.053	0.728	30.04	524.33	43.28	41302	2,505,052	0.015	0.008815
3/10/20 9:19	8.50	65.2	0.453	0.6730	0.045	0.730	30.04	525.22	37.69	35964	2,177,586	0.011	0.009004
3/10/20 9:20	8.50	64.9	0.188	0.4339	0.035	0.731	30.04	524.93	24.29	23182	1,404,431	0.006	0.009098
3/10/20 9:21	8.50	65.0	0.363	0.6024	0.049	0.731	30.04	525.03	33.73	32184	1,949,417	0.011	0.009282
3/10/20 9:22	8.50	64.8	0.407	0.6383	0.057	0.734	30.04	524.85	35.73	34097	2,066,008	0.013	0.009506
3/10/20 9:23	8.50	65.1	0.353	0.5946	0.047	0.734	30.04	525.06	33.29	31767	1,924,052	0.010	0.009680
3/10/20 9:24	8.50	63.6	0.254	0.5041	0.048	0.734	30.04	523.65	28.19	26898	1,633,569	0.009	0.009831
3/10/20 9:25	8.50	65.4	0.189	0.4347	0.070	0.734	30.04	525.40	24.35	23233	1,406,258	0.011	0.010019
3/10/20 9:26	8.50	65.3	0.315	0.5612	0.057	0.735	30.04	525.34	31.43	29992	1,815,559	0.012	0.010215
3/10/20 9:27	8.50	64.5	0.289	0.5379	0.054	0.736	30.04	524.45	30.10	28726	1,741,866	0.011	0.010396
3/10/20 9:28	8.50	65.3	0.237	0.4870	0.066	0.736	30.04	525.32	27.28	26028	1,575,706	0.012	0.010595
3/10/20 9:29	8.50	65.6	0.190	0.4359	0.052	0.738	30.04	525.63	24.42	23305	1,410,033	0.008	0.010734
3/10/20 9:30	8.50	63.1	0.286	0.5345	0.051	0.738	30.04	523.07	29.87	28506	1,733,095	0.010	0.010903
3/10/20 9:31	8.50	64.4	0.447	0.6687	0.065	0.741	30.04	524.39	37.42	35706	2,165,397	0.016	0.011170
3/10/20 9:32	8.50	65.3	0.468	0.6840	0.064	0.741	30.04	525.30	38.31	36557	2,213,173	0.016	0.011438
3/10/20 9:33	8.50	65.5	0.365	0.6045	0.045	0.744	30.04	525.55	33.87	32316	1,955,516	0.010	0.011606
3/10/20 9:34	8.50	64.4	0.323	0.5681	0.066	0.742	30.04	524.44	31.79	30334	1,839,440	0.014	0.011839
3/10/20 9:35	8.50	65.5	0.538	0.7337	0.043	0.744	30.04	525.51	41.10	39221	2,373,499	0.012	0.012034
3/10/20 9:36	8.50	64.8	0.310	0.5569	0.070	0.744	30.04	524.78	31.17	29748	1,802,773	0.014	0.012274
3/10/20 9:37	8.50	65.3	0.312	0.5588	0.050	0.746	30.04	525.29	31.30	29865	1,808,094	0.010	0.012446
3/10/20 9:38	8.50	64.8	0.354	0.5951	0.060	0.750	30.04	524.78	33.31	31787	1,926,292	0.013	0.012665
3/10/20 9:39	8.50	64.7	0.552	0.7428	0.080	0.750	30.04	524.65	41.58	39675	2,404,907	0.022	0.013033
3/10/20 9:40	8.50	65.6	0.148	0.3848	0.072	0.752	30.04	525.59	21.56	20570	1,244,652	0.010	0.013204
3/10/20 9:41	8.50	63.6	0.614	0.7837	0.073	0.755	30.04	523.62	43.82	41818	2,539,800	0.021	0.013559
3/10/20 9:42	8.50	65.2	0.184	0.4290	0.062	0.756	30.04	525.17	24.03	22927	1,388,359	0.010	0.013723
3/10/20 9:43	8.50	66.5	0.552	0.7429	0.056	0.757	30.04	526.50	41.66	39751	2,401,006	0.015	0.013980
3/10/20 9:44	8.50	64.4	0.164	0.4056	0.071	0.759	30.04	524.38	22.70	21657	1,313,412	0.011	0.014157
3/10/20 9:45	8.50	65.9	0.316	0.5619	0.067	0.760	30.04	525.87	31.49	30049	1,817,198	0.014	0.014389
3/10/20 9:46	8.50	65.7	0.680	0.8249	0.078	0.759	30.04	525.67	46.21	44100	2,667,940	0.024	0.014785
3/10/20 9:47	8.50	64.2	0.384	0.6194	0.060	0.759	30.04	524.17	34.65	33066	2,006,129	0.014	0.015016
3/10/20 9:48	8.50	63.7	0.390	0.6245	0.088	0.759	30.04	523.70	34.92	33327	2,023,769	0.020	0.015356
3/10/20 9:49	8.50	63.5	0.424	0.6513	0.110	0.759	30.04	523.54	36.42	34751	2,110,914	0.027	0.015800
3/10/20 9:50	8.50	64.3	0.461	0.6789	0.099	0.759	30.04	524.33	37.99	36252	2,198,758	0.025	0.016215
3/10/20 9:51	8.50	65.0	0.398	0.6306	0.123	0.760	30.04	524.99	35.30	33690	2,040,808	0.029	0.016693
3/10/20 9:52	8.50	64.2	0.307	0.5541	0.101	0.762	30.04	524.21	31.00	29581	1,794,592	0.021	0.017037
3/10/20 9:53	8.50	65.0	0.226	0.4758	0.089	0.763	30.04	525.04	26.64	25425	1,540,016	0.016	0.017297
3/10/20 9:54	8.50	66.2	0.395	0.6283	0.089	0.763	30.04	526.20	35.22	33609	2,031,188	0.021	0.017640
3/10/20 9:55	8.50	64.2	0.302	0.5494	0.097	0.765	30.04	524.24	30.74	29334	1,779,479	0.020	0.017970

Emission Calculations

Client: Medline
Location: Waukegan, IL
Source: Inlet #4
Date: 3/10/2020

As: 15.9043 sqft
Cp: 0.84
Barometric: 29.41 in Hg
O2: 20.9 % vol
CO2: 0.0 % vol

Clock Time	Static (in H2O)	TC (Deg F)	Raw DP (in H2O)	SQRT DP (in H2O)	EO (ppm v)	Water (% vol)	Ps (in Hg)	Ts (deg R)	Vs (fps)	Qact (acfm)	Qstd (scfh)	EO Em (lb/hr)	EO Total (lbs)
3/10/20 9:56	8.50	65.4	0.319	0.5651	0.088	0.765	30.04	525.39	31.65	30205	1,828,291	0.018	0.018277
3/10/20 9:57	8.50	65.1	0.525	0.7246	0.082	0.764	30.04	525.09	40.58	38719	2,345,012	0.022	0.018644
3/10/20 9:58	8.50	65.9	0.349	0.5908	0.075	0.764	30.04	525.92	33.11	31594	1,910,429	0.016	0.018917
3/10/20 9:59	8.50	65.8	0.261	0.5113	0.059	0.767	30.04	525.82	28.65	27340	1,653,529	0.011	0.019102
3/10/20 10:00	8.50	65.6	0.265	0.5146	0.069	0.765	30.04	525.62	28.83	27510	1,664,466	0.013	0.019321
3/10/20 10:01	8.50	66.0	0.232	0.4814	0.056	0.769	30.04	526.00	26.98	25747	1,556,656	0.010	0.019487
3/10/20 10:02	8.50	65.2	0.510	0.7142	0.062	0.771	30.04	525.25	40.00	38169	2,311,007	0.016	0.019758
3/10/20 10:03	8.50	65.6	0.510	0.7142	0.064	0.769	30.04	525.65	40.02	38185	2,310,213	0.017	0.020039
3/10/20 10:04	8.50	65.1	0.139	0.3733	0.056	0.770	30.04	525.09	20.91	19949	1,208,219	0.008	0.020169
3/10/20 10:05	8.50	65.1	0.368	0.6065	0.065	0.772	30.04	525.12	33.96	32408	1,962,642	0.015	0.020412
3/10/20 10:06	8.50	65.4	0.226	0.4754	0.071	0.770	30.04	525.44	26.63	25410	1,537,944	0.012	0.020620
3/10/20 10:07	8.50	66.0	0.361	0.6006	0.083	0.773	30.04	526.00	33.66	32123	1,942,143	0.018	0.020926
3/10/20 10:08	8.50	65.8	0.182	0.4266	0.066	0.777	30.04	525.83	23.90	22809	1,379,495	0.010	0.021100
3/10/20 10:09	8.50	66.2	0.199	0.4466	0.094	0.777	30.04	526.24	25.04	23892	1,443,819	0.016	0.021359
3/10/20 10:10	8.50	65.9	0.351	0.5922	0.091	0.777	30.04	525.91	33.19	31668	1,914,963	0.020	0.021692
3/10/20 10:11	8.50	65.9	0.260	0.5099	0.086	0.780	30.04	525.88	28.57	27266	1,648,876	0.016	0.021963
3/10/20 10:12	8.50	65.7	0.088	0.2967	0.122	0.781	30.04	525.68	16.62	15864	959,731	0.013	0.022185
3/10/20 10:13	8.50	65.4	0.632	0.7952	0.121	0.781	30.04	525.35	44.54	42505	2,572,976	0.036	0.022778
3/10/20 10:14	8.50	65.7	0.274	0.5239	0.185	0.781	30.04	525.69	29.35	28012	1,694,602	0.036	0.023375
3/10/20 10:15	8.50	66.3	0.220	0.4690	0.220	0.778	30.04	526.34	26.29	25091	1,516,013	0.038	0.024010
3/10/20 10:16	8.50	65.7	0.315	0.5616	0.241	0.781	30.04	525.65	31.47	30028	1,816,654	0.050	0.024844
3/10/20 10:17	8.50	66.1	0.366	0.6050	0.236	0.775	30.04	526.08	33.91	32358	1,956,035	0.053	0.025725
3/10/20 10:18	8.50	65.4	0.459	0.6773	0.279	0.775	30.04	525.38	37.94	36203	2,191,364	0.070	0.026889
3/10/20 10:19	8.50	66.1	0.202	0.4494	0.292	0.776	30.04	526.14	25.19	24037	1,452,894	0.048	0.027697
3/10/20 10:20	8.50	64.7	0.484	0.6955	0.300	0.772	30.04	524.71	38.93	37148	2,251,491	0.077	0.028986
3/10/20 10:21	8.50	64.8	0.341	0.5839	0.330	0.773	30.04	524.83	32.69	31194	1,890,166	0.071	0.030176
3/10/20 10:22	8.50	66.1	0.363	0.6025	0.338	0.774	30.04	526.09	33.77	32223	1,947,896	0.075	0.031432
3/10/20 10:23	8.50	65.1	0.355	0.5955	0.299	0.773	30.04	525.06	33.35	31820	1,927,269	0.066	0.032531
3/10/20 10:24	8.50	65.3	0.282	0.5309	0.318	0.769	30.04	525.27	29.74	28376	1,717,966	0.063	0.033574
3/10/20 10:25	8.50	66.4	0.197	0.4433	0.310	0.766	30.04	526.40	24.86	23719	1,432,961	0.051	0.034419
3/10/20 10:26	8.50	65.2	0.315	0.5610	0.301	0.768	30.04	525.23	31.42	29983	1,815,413	0.062	0.035459
3/10/20 10:27	8.50	65.5	0.106	0.3251	0.318	0.767	30.04	525.54	18.21	17378	1,051,618	0.038	0.036097
3/10/20 10:28	8.50	66.1	0.233	0.4830	0.357	0.766	30.04	526.10	27.07	25835	1,561,682	0.064	0.037161
3/10/20 10:29	8.50	65.4	0.519	0.7207	0.364	0.770	30.04	525.44	40.37	38521	2,331,470	0.097	0.038777
3/10/20 10:30	8.50	66.0	0.295	0.5431	0.351	0.772	30.04	526.01	30.44	29045	1,756,042	0.071	0.039952
3/10/20 10:31	8.50	65.3	0.294	0.5426	0.170	0.771	30.04	525.31	30.39	29000	1,755,606	0.034	0.040520
3/10/20 10:32	8.50	66.9	0.360	0.6002	0.170	0.771	30.04	526.93	33.67	32126	1,938,901	0.038	0.041147
3/10/20 10:33	8.50	65.1	0.457	0.6758	0.179	0.768	30.04	525.06	37.84	36113	2,187,279	0.045	0.041892
3/10/20 10:34	8.50	65.9	0.210	0.4583	0.186	0.769	30.04	525.88	25.68	24509	1,482,160	0.032	0.042418
3/10/20 10:35	8.50	66.2	0.386	0.6210	0.210	0.766	30.04	526.23	34.81	33220	2,007,608	0.048	0.043222
3/10/20 10:36	8.50	65.4	0.275	0.5241	0.199	0.762	30.04	525.40	29.35	28011	1,695,441	0.039	0.043865
3/10/20 10:37	8.50	65.7	0.266	0.5160	0.194	0.764	30.04	525.70	28.91	27590	1,669,027	0.037	0.044482
3/10/20 10:38	8.50	65.5	0.405	0.6366	0.201	0.760	30.04	525.54	35.66	34030	2,059,214	0.047	0.045269
3/10/20 10:39	8.50	65.1	0.240	0.4902	0.218	0.759	30.04	525.08	27.45	26195	1,586,540	0.039	0.045927
3/10/20 10:40	8.50	65.4	0.280	0.5290	0.227	0.760	30.04	525.35	29.63	28275	1,711,590	0.044	0.046669
3/10/20 10:41	8.50	65.9	0.587	0.7664	0.209	0.759	30.04	525.88	42.95	40983	2,478,389	0.059	0.047656
3/10/20 10:42	8.50	65.8	0.463	0.6805	0.233	0.760	30.04	525.82	38.13	36388	2,200,715	0.059	0.048634
3/10/20 10:43	8.50	66.2	0.345	0.5873	0.245	0.761	30.04	526.19	32.92	31415	1,898,648	0.053	0.049521

Emission Calculations

Client: Medline
Location: Waukegan, IL
Source: Inlet #4
Date: 3/10/2020

As: 15.9043 sqft
Cp: 0.84
Barometric: 29.41 in Hg
O2: 20.9 % vol
CO2: 0.0 % vol

Clock Time	Static (in H2O)	TC (Deg F)	Raw DP (in H2O)	SQRT DP (in H2O)	EO (ppm v)	Water (% vol)	Ps (in Hg)	Ts (deg R)	Vs (fps)	Qact (acfm)	Qstd (scfh)	EO Em (lb/hr)	EO Total (lbs)
3/10/20 10:44	8.50	66.4	0.299	0.5471	0.218	0.762	30.04	526.39	30.67	29268	1,768,247	0.044	0.050256
3/10/20 10:45	8.50	65.5	0.387	0.6220	0.220	0.763	30.04	525.49	34.84	33250	2,012,246	0.051	0.051098
3/10/20 10:46	8.50	65.5	0.395	0.6281	0.209	0.767	30.04	525.51	35.19	33576	2,031,904	0.049	0.051908
3/10/20 10:47	8.50	66.8	0.383	0.6187	0.187	0.770	30.04	526.80	34.70	33112	1,998,876	0.043	0.052620
3/10/20 10:48	8.50	64.8	0.457	0.6763	0.193	0.771	30.04	524.80	37.86	36129	2,189,373	0.048	0.053425
3/10/20 10:49	8.50	63.8	0.533	0.7299	0.188	0.776	30.04	523.76	40.82	38952	2,365,106	0.051	0.054271
3/10/20 10:50	8.50	63.8	0.212	0.4601	0.183	0.780	30.04	523.84	25.73	24556	1,490,786	0.031	0.054791
3/10/20 10:51	8.50	62.6	0.273	0.5227	0.190	0.778	30.04	522.55	29.20	27866	1,695,859	0.037	0.055403
3/10/20 10:52	8.50	63.6	0.462	0.6799	0.169	0.782	30.04	523.64	38.02	36282	2,203,480	0.043	0.056113
3/10/20 10:53	8.50	64.7	0.398	0.6310	0.151	0.783	30.04	524.67	35.32	33704	2,042,913	0.035	0.056701
3/10/20 10:54	8.50	64.9	0.321	0.5669	0.158	0.785	30.04	524.86	31.74	30287	1,835,141	0.033	0.057254
3/10/20 10:55	8.50	63.6	0.249	0.4988	0.163	0.783	30.04	523.59	27.89	26614	1,616,486	0.030	0.057755
3/10/20 10:56	8.50	60.5	0.095	0.3076	0.167	0.785	30.04	520.48	17.15	16365	999,938	0.019	0.058074
3/10/20 10:57	8.50	59.0	0.367	0.6060	0.130	0.786	30.04	519.04	33.74	32195	1,972,610	0.029	0.058564
3/10/20 10:58	8.50	62.8	0.261	0.5110	0.102	0.791	30.04	522.84	28.56	27250	1,657,490	0.019	0.058885
3/10/20 10:59	8.50	63.7	0.241	0.4910	0.073	0.796	30.04	523.69	27.46	26204	1,591,267	0.013	0.059105
3/10/20 11:00	8.50	65.3	0.309	0.5556	0.027	0.796	30.04	525.34	31.12	29697	1,797,739	0.005	0.059196
3/10/20 11:01	8.50	63.5	0.179	0.4230	0.029	0.802	30.04	523.51	23.65	22570	1,371,063	0.004	0.059271
3/10/20 11:02	8.50	60.4	0.276	0.5257	0.000	0.803	30.04	520.40	29.31	27969	1,709,184	0.000	0.059271
3/10/20 11:03	8.50	62.3	0.140	0.3735	0.000	0.805	30.04	522.32	20.86	19909	1,212,171	0.000	0.059271
3/10/20 11:04	8.50	62.8	0.288	0.5364	0.000	0.808	30.04	522.85	29.97	28603	1,739,784	0.000	0.059271
3/10/20 11:05	8.50	64.1	0.359	0.5992	0.000	0.814	30.04	524.15	33.52	31989	1,940,912	0.000	0.059271
3/10/20 11:06	8.50	64.2	0.610	0.7812	0.000	0.823	30.04	524.19	43.71	41710	2,530,505	0.000	0.059271
3/10/20 11:07	8.50	64.8	0.363	0.6027	0.000	0.830	30.04	524.81	33.74	32198	1,951,070	0.000	0.059271
3/10/20 11:08	8.50	65.0	0.484	0.6957	0.000	0.837	30.04	525.04	38.96	37175	2,251,704	0.000	0.059271
3/10/20 11:09	8.50	63.9	0.349	0.5911	0.014	0.845	30.04	523.85	33.07	31553	1,915,516	0.003	0.059322
3/10/20 11:10	8.50	63.9	0.375	0.6122	0.039	0.850	30.04	523.90	34.25	32683	1,983,921	0.009	0.059470
3/10/20 11:11	8.50	64.4	0.183	0.4279	0.049	0.856	30.04	524.41	23.95	22852	1,385,789	0.008	0.059598
3/10/20 11:12	8.50	65.5	0.311	0.5579	0.071	0.866	30.04	525.54	31.26	29828	1,804,947	0.015	0.059842
3/10/20 11:13	8.50	63.1	0.363	0.6023	0.060	0.871	30.04	523.12	33.67	32127	1,953,103	0.013	0.060066
3/10/20 11:14	8.50	60.6	0.339	0.5824	0.073	0.876	30.04	520.57	32.48	30992	1,893,335	0.016	0.060330
3/10/20 11:15	8.50	63.2	0.321	0.5666	0.082	0.883	30.04	523.16	31.68	30228	1,837,520	0.017	0.060617
3/10/20 11:16	8.50	64.8	0.271	0.5203	0.078	0.876	30.04	524.77	29.13	27797	1,684,533	0.015	0.060866
3/10/20 11:17	8.50	64.3	0.300	0.5473	0.083	0.881	30.04	524.35	30.63	29233	1,772,967	0.017	0.061147
3/10/20 11:18	8.50	64.6	0.404	0.6353	0.046	0.884	30.04	524.63	35.57	33941	2,057,425	0.011	0.061326
3/10/20 11:19	8.50	59.1	0.451	0.6717	0.059	0.890	30.04	519.12	37.41	35696	2,186,803	0.015	0.061573
3/10/20 11:20	8.50	62.3	0.280	0.5289	0.065	0.893	30.04	522.26	29.54	28193	1,716,740	0.013	0.061786
3/10/20 11:21	8.50	63.2	0.221	0.4704	0.037	0.898	30.04	523.17	26.30	25097	1,525,572	0.006	0.061892
3/10/20 11:22	8.50	64.7	0.312	0.5589	0.041	0.915	30.04	524.73	31.29	29863	1,809,855	0.009	0.062034
3/10/20 11:23	8.50	64.0	0.182	0.4266	0.012	0.933	30.04	524.01	23.87	22779	1,382,431	0.002	0.062065
3/10/20 11:24	8.50	64.5	0.323	0.5680	0.032	0.931	30.04	524.53	31.80	30343	1,839,680	0.007	0.062179
3/10/20 11:25	8.50	65.7	0.277	0.5265	0.079	0.946	30.04	525.74	29.51	28159	1,703,327	0.015	0.062434
3/10/20 11:26	8.50	64.2	0.187	0.4330	0.079	0.961	30.04	524.22	24.23	23125	1,402,874	0.013	0.062645
3/10/20 11:27	8.50	65.4	0.517	0.7187	0.053	0.979	30.04	525.41	40.27	38433	2,326,253	0.014	0.062881
3/10/20 11:28	8.50	65.1	0.156	0.3947	0.082	1.004	30.04	525.12	22.11	21102	1,277,965	0.012	0.063082
3/10/20 11:29	8.50	64.9	0.356	0.5965	0.057	1.014	30.04	524.92	33.41	31885	1,931,707	0.013	0.063290
3/10/20 11:30	8.50	65.0	0.350	0.5918	0.052	1.032	30.04	524.98	33.15	31636	1,916,421	0.011	0.063480
3/10/20 11:31	8.50	64.7	0.506	0.7114	0.029	1.053	30.04	524.67	39.84	38019	2,304,445	0.008	0.063605

Emission Calculations

Client: Medline
Location: Waukegan, IL
Source: Inlet #4
Date: 3/10/2020

As: 15.9043 sqft
Cp: 0.84
Barometric: 29.41 in Hg
O2: 20.9 % vol
CO2: 0.0 % vol

Clock Time	Static (in H2O)	TC (Deg F)	Raw DP (in H2O)	SQRT DP (in H2O)	EO (ppm v)	Water (% vol)	Ps (in Hg)	Ts (deg R)	Vs (fps)	Qact (acfm)	Qstd (scfh)	EO Em (lb/hr)	EO Total (lbs)
3/10/20 11:32	8.50	66.8	0.482	0.6946	0.050	1.060	30.04	526.79	38.98	37196	2,245,447	0.013	0.063819
3/10/20 11:33	8.50	64.8	0.284	0.5326	0.037	1.075	30.04	524.79	29.83	28470	1,725,220	0.007	0.063939
3/10/20 11:34	8.50	65.2	0.456	0.6753	0.068	1.092	30.04	525.19	37.84	36110	2,186,574	0.017	0.064221
3/10/20 11:35	8.50	64.6	0.272	0.5211	0.060	1.098	30.04	524.64	29.18	27849	1,688,096	0.012	0.064414
3/10/20 11:36	8.50	64.1	0.184	0.4286	0.061	1.111	30.04	524.07	23.99	22896	1,389,372	0.010	0.064577
3/10/20 11:37	8.50	65.7	0.407	0.6379	0.048	1.114	30.04	525.66	35.76	34127	2,064,637	0.011	0.064764
3/10/20 11:38	8.50	65.4	0.370	0.6081	0.055	1.120	30.04	525.36	34.08	32523	1,968,722	0.012	0.064972
3/10/20 11:39	8.50	65.9	0.433	0.6583	0.035	1.083	30.04	525.89	36.91	35226	2,130,197	0.008	0.065113
3/10/20 11:40	8.50	66.3	0.375	0.6125	0.048	0.985	30.04	526.30	34.35	32777	1,980,586	0.011	0.065292
3/10/20 11:41	8.50	65.4	0.238	0.4883	0.000	0.893	30.04	525.43	27.36	26107	1,580,132	0.000	0.065292
3/10/20 11:42	8.50	65.8	0.191	0.4374	0.013	0.807	30.04	525.83	24.51	23391	1,414,632	0.002	0.065329
3/10/20 11:43	8.50	65.4	0.295	0.5428	0.000	0.747	30.04	525.42	30.40	29011	1,755,922	0.000	0.065329
3/10/20 11:44	8.50	64.3	0.507	0.7123	0.000	0.745	30.04	524.31	39.86	38033	2,306,863	0.000	0.065329
3/10/20 11:45	8.50	64.2	0.578	0.7601	0.000	0.745	30.04	524.23	42.52	40579	2,461,707	0.000	0.065329
3/10/20 11:46	8.50	65.0	0.436	0.6603	0.000	0.742	30.04	524.95	36.97	35279	2,137,223	0.000	0.065329
3/10/20 11:47	8.50	66.0	0.425	0.6521	0.000	0.739	30.04	525.98	36.54	34872	2,108,426	0.000	0.065329
3/10/20 11:48	8.50	66.7	0.576	0.7586	0.003	0.728	30.04	526.67	42.54	40596	2,451,301	0.001	0.065344
3/10/20 11:49	8.50	65.9	0.148	0.3845	0.015	0.718	30.04	525.86	21.55	20561	1,243,416	0.002	0.065380
3/10/20 11:50	8.50	66.0	0.321	0.5665	0.016	0.718	30.04	525.97	31.75	30294	1,831,673	0.003	0.065437
3/10/20 11:51	8.50	65.8	0.329	0.5739	0.000	0.718	30.04	525.78	32.15	30681	1,855,756	0.000	0.065437
3/10/20 11:52	8.50	66.0	0.521	0.7216	0.008	0.717	30.04	526.00	40.44	38588	2,333,029	0.002	0.065474
3/10/20 11:53	8.50	65.1	0.610	0.7808	0.002	0.715	30.04	525.10	43.72	41719	2,526,639	0.001	0.065484
3/10/20 11:54	8.50	65.5	0.466	0.6827	0.016	0.716	30.04	525.54	38.24	36492	2,208,234	0.004	0.065553
3/10/20 11:55	8.50	63.8	0.475	0.6890	0.000	0.718	30.04	523.79	38.53	36769	2,232,407	0.000	0.065553
3/10/20 11:56	8.50	66.5	0.313	0.5592	0.000	0.718	30.04	526.54	31.35	29919	1,807,041	0.000	0.065553
3/10/20 11:57	8.50	66.6	0.375	0.6127	0.005	0.716	30.04	526.61	34.36	32786	1,979,926	0.001	0.065573
3/10/20 11:58	8.50	66.6	0.567	0.7531	0.000	0.718	30.04	526.55	42.22	40291	2,433,451	0.000	0.065573
3/10/20 11:59	8.50	65.3	0.578	0.7603	0.000	0.716	30.04	525.30	42.58	40632	2,459,896	0.000	0.065573
3/10/20 12:00	8.50	64.6	0.414	0.6433	0.000	0.714	30.04	524.56	36.00	34352	2,082,641	0.000	0.065573
3/10/20 12:01	8.50	65.4	0.367	0.6060	0.000	0.710	30.04	525.36	33.94	32384	1,960,333	0.000	0.065573
3/10/20 12:02	8.50	66.5	0.388	0.6227	0.000	0.710	30.04	526.46	34.91	33313	2,012,328	0.000	0.065573
3/10/20 12:03	8.50	66.2	0.559	0.7479	0.000	0.708	30.04	526.22	41.92	40001	2,417,413	0.000	0.065573
3/10/20 12:04	8.50	66.5	0.509	0.7137	0.000	0.707	30.04	526.52	40.02	38185	2,306,381	0.000	0.065573
3/10/20 12:05	8.50	66.3	0.386	0.6212	0.000	0.707	30.04	526.28	34.82	33229	2,007,957	0.000	0.065573
3/10/20 12:06	8.50	64.7	0.419	0.6469	0.010	0.704	30.04	524.68	36.21	34551	2,094,178	0.002	0.065612
3/10/20 12:07	8.50	65.2	0.353	0.5938	0.001	0.705	30.04	525.21	33.25	31727	1,921,091	0.000	0.065614
3/10/20 12:08	8.50	66.8	0.426	0.6529	0.000	0.702	30.04	526.83	36.62	34943	2,109,283	0.000	0.065614
3/10/20 12:09	8.50	65.9	0.268	0.5176	0.000	0.700	30.04	525.90	29.00	27677	1,673,647	0.000	0.065614
3/10/20 12:10	8.50	66.8	0.457	0.6760	0.000	0.696	30.04	526.82	37.91	36175	2,183,747	0.000	0.065614
3/10/20 12:11	8.50	66.5	0.239	0.4888	0.000	0.697	30.04	526.48	27.41	26152	1,579,679	0.000	0.065614
3/10/20 12:12	8.50	66.2	0.449	0.6703	0.000	0.699	30.04	526.22	37.57	35848	2,166,482	0.000	0.065614
3/10/20 12:13	8.50	65.1	0.224	0.4734	0.000	0.700	30.04	525.11	26.51	25295	1,531,942	0.000	0.065614
3/10/20 12:14	8.50	65.4	0.225	0.4746	0.000	0.699	30.04	525.38	26.58	25362	1,535,191	0.000	0.065614
3/10/20 12:15	8.50	65.1	0.278	0.5275	0.000	0.697	30.04	525.12	29.54	28184	1,706,864	0.000	0.065614
3/10/20 12:16	8.50	65.1	0.340	0.5834	0.000	0.697	30.04	525.06	32.66	31168	1,887,825	0.000	0.065614
3/10/20 12:17	8.50	66.3	0.485	0.6968	0.000	0.699	30.04	526.29	39.06	37269	2,252,008	0.000	0.065614
3/10/20 12:18	8.50	66.8	0.527	0.7256	0.000	0.699	30.04	526.80	40.69	38831	2,344,180	0.000	0.065614
3/10/20 12:19	8.50	66.4	0.422	0.6492	0.000	0.698	30.04	526.43	36.40	34732	2,098,126	0.000	0.065614

Emission Calculations

Client: Medline
Location: Waukegan, IL
Source: Inlet #4
Date: 3/10/2020

As: 15.9043 sqft
Cp: 0.84
Barometric: 29.41 in Hg
O2: 20.9 % vol
CO2: 0.0 % vol

Clock Time	Static (in H2O)	TC (Deg F)	Raw DP (in H2O)	SQRT DP (in H2O)	EO (ppm v)	Water (% vol)	Ps (in Hg)	Ts (deg R)	Vs (fps)	Qact (acfm)	Qstd (scfh)	EO Em (lb/hr)	EO Total (lbs)
3/10/20 12:20	8.50	67.0	0.434	0.6587	0.000	0.701	30.04	526.98	36.95	35255	2,127,564	0.000	0.065614
3/10/20 12:21	8.50	66.1	0.307	0.5538	0.000	0.701	30.04	526.06	31.04	29617	1,790,410	0.000	0.065614
3/10/20 12:22	8.50	66.0	0.477	0.6904	0.000	0.699	30.04	525.99	38.69	36916	2,231,972	0.000	0.065614
3/10/20 12:23	8.50	67.4	0.355	0.5962	0.000	0.699	30.04	527.36	33.45	31920	1,924,904	0.000	0.065614
3/10/20 12:24	8.50	65.5	0.647	0.8045	0.000	0.701	30.04	525.46	45.06	42998	2,602,314	0.000	0.065614
3/10/20 12:25	8.50	65.7	0.381	0.6176	0.000	0.700	30.04	525.67	34.60	33013	1,997,216	0.000	0.065614
3/10/20 12:26	8.50	66.5	0.404	0.6354	0.000	0.700	30.04	526.53	35.63	33997	2,053,374	0.000	0.065614
3/10/20 12:27	8.50	66.5	0.479	0.6920	0.000	0.698	30.04	526.50	38.79	37020	2,236,073	0.000	0.065614
3/10/20 12:28	8.50	66.0	0.230	0.4794	0.000	0.697	30.04	525.99	26.87	25636	1,549,999	0.000	0.065614
3/10/20 12:29	8.50	64.7	0.282	0.5311	0.000	0.695	30.04	524.71	29.72	28365	1,719,171	0.000	0.065614
3/10/20 12:30	8.50	63.9	0.161	0.4018	0.000	0.698	30.04	523.86	22.47	21440	1,301,529	0.000	0.065614
3/10/20 12:31	8.50	65.7	0.330	0.5747	0.000	0.694	30.04	525.71	32.20	30723	1,858,529	0.000	0.065614
3/10/20 12:32	8.50	66.0	0.357	0.5975	0.000	0.696	30.04	526.03	33.49	31954	1,931,816	0.000	0.065614
3/10/20 12:33	8.50	66.5	0.441	0.6644	0.038	0.702	30.04	526.45	37.25	35544	2,147,106	0.009	0.065770
3/10/20 12:34	8.50	65.7	0.224	0.4735	0.045	0.698	30.04	525.68	26.52	25311	1,531,238	0.008	0.065902
3/10/20 12:35	8.50	65.2	0.502	0.7083	0.050	0.696	30.04	525.19	39.66	37848	2,291,844	0.013	0.066120
3/10/20 12:36	8.50	66.6	0.521	0.7217	0.039	0.699	30.04	526.58	40.46	38612	2,331,891	0.010	0.066294
3/10/20 12:37	8.50	65.0	0.537	0.7325	0.026	0.698	30.04	525.04	41.01	39133	2,370,300	0.007	0.066413
3/10/20 12:38	8.50	66.1	0.557	0.7461	0.048	0.695	30.04	526.09	41.81	39900	2,411,949	0.013	0.066631
3/10/20 12:39	8.50	65.7	0.285	0.5340	0.031	0.697	30.04	525.70	29.92	28548	1,727,008	0.006	0.066732
3/10/20 12:40	8.50	66.8	0.519	0.7203	0.022	0.696	30.04	526.80	40.39	38547	2,326,955	0.006	0.066830
3/10/20 12:41	8.50	66.9	0.440	0.6634	0.048	0.697	30.04	526.92	37.21	35506	2,142,934	0.012	0.067026
3/10/20 12:42	8.50	65.8	0.413	0.6427	0.049	0.697	30.04	525.83	36.01	34364	2,078,304	0.012	0.067219
3/10/20 12:43	8.50	66.8	0.741	0.8609	0.043	0.697	30.04	526.80	48.28	46073	2,781,336	0.014	0.067449
3/10/20 12:44	8.50	66.0	0.394	0.6278	0.045	0.697	30.04	525.98	35.18	33571	2,029,765	0.010	0.067623
3/10/20 12:45	8.50	65.5	0.508	0.7125	0.029	0.696	30.04	525.45	39.90	38079	2,304,658	0.008	0.067751
3/10/20 12:46	8.50	65.7	0.533	0.7302	0.037	0.694	30.04	525.72	40.91	39038	2,361,488	0.010	0.067916
3/10/20 12:47	8.50	65.6	0.247	0.4965	0.009	0.692	30.04	525.63	27.81	26542	1,605,831	0.002	0.067943
3/10/20 12:48	8.50	67.2	0.388	0.6226	0.056	0.693	30.04	527.20	34.93	33333	2,010,691	0.013	0.068156
3/10/20 12:49	8.50	66.8	0.700	0.8367	0.000	0.693	30.04	526.82	46.92	44774	2,702,837	0.000	0.068156
3/10/20 12:50	8.50	64.7	0.474	0.6881	0.030	0.691	30.04	524.70	38.51	36750	2,227,406	0.008	0.068285
3/10/20 12:51	8.50	66.0	0.519	0.7207	0.021	0.692	30.04	525.98	40.38	38537	2,330,017	0.006	0.068379
3/10/20 12:52	8.50	66.2	0.238	0.4881	0.023	0.692	30.04	526.16	27.35	26102	1,577,654	0.004	0.068447
3/10/20 12:53	8.50	67.1	0.280	0.5289	0.000	0.690	30.04	527.13	29.67	28311	1,707,985	0.000	0.068447
3/10/20 12:54	8.50	66.6	0.378	0.6151	0.014	0.690	30.04	526.64	34.49	32914	1,987,533	0.003	0.068501
3/10/20 12:55	8.50	66.4	0.408	0.6384	0.015	0.690	30.04	526.44	35.79	34150	2,062,960	0.004	0.068562
3/10/20 12:56	8.50	65.9	0.410	0.6406	0.013	0.690	30.04	525.93	35.90	34253	2,071,210	0.003	0.068614
3/10/20 12:57	8.50	65.9	0.456	0.6756	0.010	0.688	30.04	525.89	37.85	36120	2,184,274	0.002	0.068656
3/10/20 12:58	8.50	66.2	0.244	0.4940	0.000	0.687	30.04	526.23	27.69	26422	1,596,807	0.000	0.068656
3/10/20 12:59	8.50	66.0	0.288	0.5367	0.000	0.685	30.04	525.99	30.08	28700	1,735,227	0.000	0.068656
3/10/20 13:00	8.50	65.6	0.263	0.5129	0.000	0.685	30.04	525.63	28.73	27419	1,658,903	0.000	0.068656
3/10/20 13:01	8.50	66.2	0.332	0.5758	0.000	0.686	30.04	526.18	32.27	30796	1,861,295	0.000	0.068656
3/10/20 13:02	8.50	65.1	0.281	0.5304	0.005	0.683	30.04	525.08	29.70	28339	1,716,352	0.001	0.068671
3/10/20 13:03	8.50	66.1	0.210	0.4582	0.000	0.681	30.04	526.10	25.68	24501	1,481,076	0.000	0.068671
3/10/20 13:04	8.50	66.3	0.305	0.5526	0.000	0.682	30.04	526.34	30.98	29559	1,785,964	0.000	0.068671
3/10/20 13:05	8.50	64.7	0.322	0.5674	0.000	0.682	30.04	524.70	31.75	30301	1,836,537	0.000	0.068671
3/10/20 13:06	8.50	66.6	0.331	0.5754	0.000	0.683	30.04	526.59	32.26	30785	1,859,167	0.000	0.068671
3/10/20 13:07	8.50	67.9	0.143	0.3778	0.004	0.682	30.04	527.95	21.21	20238	1,219,040	0.001	0.068679

Emission Calculations

Client: Medline
Location: Waukegan, IL
Source: Inlet #4
Date: 3/10/2020

As: 15.9043 sqft
Cp: 0.84
Barometric: 29.41 in Hg
O2: 20.9 % vol
CO2: 0.0 % vol

Clock Time	Static (in H2O)	TC (Deg F)	Raw DP (in H2O)	SQRT DP (in H2O)	EO (ppm v)	Water (% vol)	Ps (in Hg)	Ts (deg R)	Vs (fps)	Qact (acfm)	Qstd (scfh)	EO Em (lb/hr)	EO Total (lbs)
3/10/20 13:08	8.50	66.0	0.272	0.5211	0.000	0.683	30.04	525.99	29.20	27867	1,684,846	0.000	0.068679
3/10/20 13:09	8.50	65.9	0.571	0.7556	0.000	0.681	30.04	525.91	42.33	40398	2,442,861	0.000	0.068679
3/10/20 13:10	8.50	66.9	0.240	0.4903	0.000	0.679	30.04	526.91	27.50	26239	1,583,671	0.000	0.068679
3/10/20 13:11	8.50	66.2	0.417	0.6460	0.000	0.679	30.04	526.16	36.20	34547	2,088,037	0.000	0.068679
3/10/20 13:12	8.50	67.0	0.274	0.5231	0.021	0.675	30.04	526.98	29.34	27997	1,689,560	0.004	0.068748
3/10/20 13:13	8.50	66.4	0.418	0.6469	0.000	0.679	30.04	526.40	36.26	34605	2,090,599	0.000	0.068748
3/10/20 13:14	8.50	65.5	0.363	0.6023	0.000	0.675	30.04	525.46	33.73	32189	1,948,094	0.000	0.068748
3/10/20 13:15	8.50	66.6	0.606	0.7787	0.000	0.674	30.04	526.55	43.66	41658	2,516,002	0.000	0.068748
3/10/20 13:16	8.50	67.8	0.316	0.5626	0.002	0.672	30.04	527.79	31.58	30132	1,815,585	0.000	0.068754
3/10/20 13:17	8.50	65.4	0.351	0.5927	0.000	0.671	30.04	525.43	33.19	31673	1,917,000	0.000	0.068754
3/10/20 13:18	8.50	64.8	0.348	0.5895	0.000	0.668	30.04	524.84	33.00	31487	1,907,903	0.000	0.068754
3/10/20 13:19	8.50	65.8	0.405	0.6363	0.000	0.670	30.04	525.78	35.65	34016	2,057,437	0.000	0.068754
3/10/20 13:20	8.50	67.4	0.276	0.5253	0.000	0.669	30.04	527.37	29.48	28128	1,696,154	0.000	0.068754
3/10/20 13:21	8.50	67.4	0.256	0.5060	0.000	0.671	30.04	527.36	28.39	27093	1,633,847	0.000	0.068754
3/10/20 13:22	8.50	66.4	0.245	0.4953	0.000	0.670	30.04	526.39	27.77	26496	1,600,731	0.000	0.068754
3/10/20 13:23	8.50	66.2	0.221	0.4705	0.000	0.671	30.04	526.20	26.37	25162	1,520,698	0.000	0.068754
3/10/20 13:24	8.50	65.9	0.071	0.2669	0.000	0.670	30.04	525.94	14.96	14272	863,010	0.000	0.068754
3/10/20 13:25	8.50	66.5	0.138	0.3721	0.000	0.669	30.04	526.47	20.86	19903	1,202,257	0.000	0.068754
3/10/20 13:26	8.50	65.4	0.426	0.6530	0.000	0.670	30.04	525.41	36.57	34895	2,112,141	0.000	0.068754
3/10/20 13:27	8.50	66.5	0.255	0.5049	0.000	0.668	30.04	526.50	28.30	27008	1,631,344	0.000	0.068754
3/10/20 13:28	8.50	66.0	0.378	0.6149	0.000	0.674	30.04	526.05	34.46	32883	1,987,936	0.000	0.068754
3/10/20 13:29	8.50	67.0	0.292	0.5403	0.000	0.672	30.04	526.96	30.30	28916	1,745,052	0.000	0.068754
3/10/20 13:30	8.50	66.9	0.343	0.5860	0.000	0.670	30.04	526.91	32.86	31360	1,892,725	0.000	0.068754
3/10/20 13:31	8.50	67.7	0.308	0.5551	0.000	0.672	30.04	527.67	31.15	29727	1,791,594	0.000	0.068754
3/10/20 13:32	8.50	65.5	0.458	0.6771	0.000	0.672	30.04	525.50	37.92	36189	2,190,040	0.000	0.068754
3/10/20 13:33	8.50	66.8	0.408	0.6384	0.000	0.671	30.04	526.79	35.80	34162	2,062,307	0.000	0.068754
3/10/20 13:34	8.50	65.7	0.249	0.4987	0.000	0.669	30.04	525.67	27.93	26657	1,612,684	0.000	0.068754
3/10/20 13:35	8.50	66.9	0.368	0.6064	0.000	0.673	30.04	526.90	34.01	32451	1,958,659	0.000	0.068754
3/10/20 13:36	8.50	67.8	0.468	0.6841	0.000	0.670	30.04	527.81	38.40	36640	2,207,678	0.000	0.068754
3/10/20 13:37	8.50	67.3	0.431	0.6566	0.000	0.668	30.04	527.31	36.84	35153	2,120,074	0.000	0.068754
3/10/20 13:38	8.50	67.1	0.445	0.6671	0.000	0.667	30.04	527.07	37.42	35708	2,154,464	0.000	0.068754
3/10/20 13:39	8.50	67.1	0.176	0.4190	0.000	0.668	30.04	527.13	23.51	22430	1,353,231	0.000	0.068754
3/10/20 13:40	8.50	67.2	0.322	0.5676	0.000	0.665	30.04	527.21	31.84	30387	1,832,941	0.000	0.068754
3/10/20 13:41	8.50	65.7	0.577	0.7598	0.000	0.664	30.04	525.66	42.56	40611	2,456,939	0.000	0.068754
3/10/20 13:42	8.50	67.1	0.615	0.7844	0.000	0.661	30.04	527.13	44.00	41985	2,532,974	0.000	0.068754
3/10/20 13:43	8.50	66.2	0.251	0.5007	0.000	0.662	30.04	526.16	28.06	26778	1,618,479	0.000	0.068754
3/10/20 13:44	8.50	63.7	0.366	0.6053	0.000	0.661	30.04	523.68	33.84	32293	1,961,108	0.000	0.068754
3/10/20 13:45	8.50	59.1	0.070	0.2645	0.000	0.660	30.04	519.09	14.72	14051	860,842	0.000	0.068754
3/10/20 13:46	8.50	61.9	0.324	0.5689	0.000	0.659	30.04	521.92	31.75	30302	1,846,390	0.000	0.068754
3/10/20 13:47	8.50	64.4	0.262	0.5114	0.000	0.658	30.04	524.41	28.61	27305	1,655,842	0.000	0.068754
3/10/20 13:48	8.50	66.5	0.319	0.5646	0.000	0.655	30.04	526.53	31.65	30207	1,824,440	0.000	0.068754
3/10/20 13:49	8.50	66.8	0.454	0.6734	0.000	0.652	30.04	526.77	37.76	36035	2,175,476	0.000	0.068754
3/10/20 13:50	8.50	61.7	0.533	0.7304	0.000	0.652	30.04	521.69	40.76	38893	2,370,883	0.000	0.068754
3/10/20 13:51	8.50	58.4	0.462	0.6799	0.000	0.654	30.04	518.37	37.82	36090	2,214,064	0.000	0.068754
3/10/20 13:52	8.50	61.3	0.424	0.6510	0.000	0.653	30.04	521.31	36.31	34654	2,113,996	0.000	0.068754
3/10/20 13:53	8.50	63.7	0.366	0.6050	0.000	0.651	30.04	523.67	33.82	32277	1,960,117	0.000	0.068754
3/10/20 13:54	8.50	64.9	0.264	0.5142	0.000	0.651	30.04	524.93	28.78	27465	1,663,929	0.000	0.068754
3/10/20 13:55	8.50	64.8	0.464	0.6814	0.000	0.650	30.04	524.84	38.14	36396	2,205,346	0.000	0.068754

Emission Calculations

Client: Medline
Location: Waukegan, IL
Source: Inlet #4
Date: 3/10/2020

As: 15.9043 sqft
Cp: 0.84
Barometric: 29.41 in Hg
O2: 20.9 % vol
CO2: 0.0 % vol

Clock Time	Static (in H2O)	TC (Deg F)	Raw DP (in H2O)	SQRT DP (in H2O)	EO (ppm v)	Water (% vol)	Ps (in Hg)	Ts (deg R)	Vs (fps)	Qact (acfm)	Qstd (scfh)	EO Em (lb/hr)	EO Total (lbs)
3/10/20 13:56	8.50	58.9	0.264	0.5142	0.000	0.652	30.04	518.94	28.62	27309	1,673,558	0.000	0.068754
3/10/20 13:57	8.50	58.8	0.404	0.6360	0.004	0.651	30.04	518.81	35.39	33771	2,070,082	0.001	0.068770
3/10/20 13:58	8.50	61.3	0.220	0.4692	0.000	0.649	30.04	521.35	26.18	24979	1,523,690	0.000	0.068770
3/10/20 13:59	8.50	64.1	0.196	0.4432	0.014	0.648	30.04	524.08	24.79	23655	1,435,414	0.002	0.068808
3/10/20 14:00	8.50	64.8	0.352	0.5933	0.000	0.647	30.04	524.81	33.21	31689	1,920,296	0.000	0.068808
3/10/20 14:01	8.50	65.0	0.161	0.4007	0.000	0.646	30.04	525.03	22.43	21406	1,296,578	0.000	0.068808
3/10/20 14:02	8.50	65.5	0.302	0.5494	0.000	0.644	30.04	525.52	30.77	29363	1,776,913	0.000	0.068808
3/10/20 14:03	8.50	65.5	0.341	0.5837	0.000	0.647	30.04	525.45	32.69	31196	1,888,035	0.000	0.068808
3/10/20 14:04	8.50	65.7	0.143	0.3779	0.000	0.644	30.04	525.70	21.17	20200	1,221,964	0.000	0.068808
3/10/20 14:05	8.50	64.4	0.394	0.6275	0.000	0.645	30.04	524.37	35.11	33499	2,031,659	0.000	0.068808
3/10/20 14:06	8.50	64.3	0.418	0.6464	0.000	0.647	30.04	524.26	36.16	34505	2,093,107	0.000	0.068808
3/10/20 14:07	8.50	64.9	0.356	0.5969	0.013	0.649	30.04	524.90	33.41	31883	1,931,673	0.003	0.068855
3/10/20 14:08	8.50	63.6	0.389	0.6234	0.004	0.650	30.04	523.55	34.85	33257	2,020,132	0.001	0.068871
3/10/20 14:09	8.50	62.8	0.432	0.6572	0.000	0.653	30.04	522.83	36.71	35033	2,130,902	0.000	0.068871
3/10/20 14:10	8.50	64.6	0.416	0.6448	0.004	0.651	30.04	524.57	36.08	34431	2,087,379	0.001	0.068887
3/10/20 14:11	8.50	65.7	0.327	0.5721	0.011	0.649	30.04	525.71	32.05	30584	1,850,093	0.002	0.068927
3/10/20 14:12	8.50	65.3	0.355	0.5957	0.000	0.649	30.04	525.33	33.36	31832	1,927,009	0.000	0.068927
3/10/20 14:13	8.50	64.7	0.345	0.5870	0.000	0.650	30.04	524.70	32.85	31347	1,899,914	0.000	0.068927
3/10/20 14:14	8.50	64.3	0.242	0.4924	0.000	0.649	30.04	524.32	27.55	26286	1,594,353	0.000	0.068927
3/10/20 14:15	8.50	65.9	0.512	0.7153	0.000	0.650	30.04	525.92	40.08	38244	2,312,562	0.000	0.068927
3/10/20 14:16	8.50	65.1	0.386	0.6212	0.000	0.648	30.04	525.12	34.78	33188	2,009,877	0.000	0.068927
3/10/20 14:17	8.50	64.1	0.248	0.4977	0.000	0.648	30.04	524.07	27.84	26563	1,611,924	0.000	0.068927
3/10/20 14:18	8.50	66.3	0.332	0.5759	0.000	0.648	30.04	526.32	32.28	30802	1,861,132	0.000	0.068927
3/10/20 14:19	8.50	64.2	0.282	0.5310	0.008	0.645	30.04	524.24	29.70	28342	1,719,309	0.002	0.068954
3/10/20 14:20	8.50	65.4	0.338	0.5813	0.000	0.643	30.04	525.43	32.55	31062	1,880,049	0.000	0.068954
3/10/20 14:21	8.50	65.3	0.421	0.6487	0.000	0.645	30.04	525.30	36.32	34662	2,098,453	0.000	0.068954
3/10/20 14:22	8.50	65.7	0.220	0.4694	0.010	0.645	30.04	525.66	26.29	25091	1,517,996	0.002	0.068982
3/10/20 14:23	8.50	65.8	0.507	0.7121	0.000	0.646	30.04	525.78	39.89	38068	2,302,562	0.000	0.068982
3/10/20 14:24	8.50	65.1	0.663	0.8144	0.000	0.646	30.04	525.08	45.59	43506	2,634,948	0.000	0.068982
3/10/20 14:25	8.50	65.8	0.436	0.6604	0.024	0.645	30.04	525.82	37.00	35303	2,135,130	0.006	0.069078
3/10/20 14:26	8.50	64.9	0.293	0.5413	0.024	0.647	30.04	524.92	30.30	28911	1,751,523	0.005	0.069159
3/10/20 14:27	8.50	65.7	0.272	0.5212	0.004	0.644	30.04	525.74	29.19	27859	1,685,173	0.001	0.069172
3/10/20 14:28	8.50	64.7	0.159	0.3988	0.004	0.644	30.04	524.69	22.32	21296	1,290,770	0.001	0.069182
3/10/20 14:29	8.50	65.9	0.361	0.6008	0.013	0.643	30.04	525.94	33.66	32124	1,942,425	0.003	0.069231
3/10/20 14:30	8.50	67.1	0.278	0.5275	0.006	0.641	30.04	527.08	29.59	28234	1,703,507	0.001	0.069250
3/10/20 14:31	8.50	66.7	0.149	0.3865	0.003	0.644	30.04	526.69	21.67	20677	1,248,510	0.000	0.069256
3/10/20 14:32	8.50	65.2	0.446	0.6680	0.006	0.643	30.04	525.24	37.40	35693	2,161,105	0.001	0.069279
3/10/20 14:33	8.50	65.5	0.436	0.6604	0.004	0.640	30.04	525.52	36.99	35295	2,135,862	0.001	0.069296
3/10/20 14:34	8.50	66.6	0.376	0.6130	0.009	0.641	30.04	526.56	34.37	32795	1,980,684	0.002	0.069330
3/10/20 14:35	8.50	65.7	0.327	0.5716	0.012	0.640	30.04	525.72	32.02	30554	1,848,282	0.003	0.069372
3/10/20 14:36	8.50	66.2	0.340	0.5830	0.014	0.640	30.04	526.20	32.67	31180	1,884,421	0.003	0.069422
3/10/20 14:37	8.50	66.9	0.367	0.6059	0.017	0.641	30.04	526.90	33.98	32422	1,956,887	0.004	0.069484
3/10/20 14:38	8.50	66.2	0.232	0.4815	0.030	0.642	30.04	526.17	26.98	25748	1,556,208	0.005	0.069573
3/10/20 14:39	8.50	67.6	0.523	0.7233	0.041	0.642	30.04	527.61	40.59	38733	2,334,631	0.011	0.069755
3/10/20 14:40	8.50	66.1	0.432	0.6571	0.028	0.640	30.04	526.08	36.82	35136	2,124,007	0.007	0.069868
3/10/20 14:41	8.50	66.1	0.424	0.6510	0.022	0.642	30.04	526.10	36.48	34813	2,104,406	0.005	0.069957
3/10/20 14:42	8.50	66.4	0.313	0.5591	0.025	0.641	30.04	526.43	31.34	29908	1,806,745	0.005	0.070042
3/10/20 14:43	8.50	67.5	0.460	0.6781	0.022	0.640	30.04	527.51	38.05	36308	2,188,884	0.006	0.070135

Emission Calculations

Client: Medline
Location: Waukegan, IL
Source: Inlet #4
Date: 3/10/2020

As: 15.9043 sqft
Cp: 0.84
Barometric: 29.41 in Hg
O2: 20.9 % vol
CO2: 0.0 % vol

Clock Time	Static (in H2O)	TC (Deg F)	Raw DP (in H2O)	SQRT DP (in H2O)	EO (ppm v)	Water (% vol)	Ps (in Hg)	Ts (deg R)	Vs (fps)	Qact (acfm)	Qstd (scfh)	EO Em (lb/hr)	EO Total (lbs)
3/10/20 14:44	8.50	66.8	0.458	0.6766	0.047	0.642	30.04	526.80	37.94	36206	2,185,722	0.012	0.070332
3/10/20 14:45	8.50	66.8	0.610	0.7812	0.032	0.641	30.04	526.78	43.80	41798	2,523,352	0.009	0.070487
3/10/20 14:46	8.50	67.0	0.302	0.5496	0.048	0.640	30.04	527.01	30.82	29412	1,774,865	0.010	0.070649
3/10/20 14:47	8.50	66.8	0.327	0.5715	0.027	0.641	30.04	526.80	32.05	30580	1,846,066	0.006	0.070743
3/10/20 14:48	8.50	66.7	0.316	0.5620	0.044	0.642	30.04	526.66	31.51	30070	1,815,728	0.009	0.070896
3/10/20 14:49	8.50	65.0	0.409	0.6398	0.045	0.641	30.04	524.97	35.81	34176	2,070,337	0.011	0.071075
3/10/20 14:50	8.50	65.7	0.325	0.5701	0.033	0.639	30.04	525.68	31.93	30471	1,843,395	0.007	0.071192
3/10/20 14:51	8.50	65.1	0.409	0.6395	0.054	0.639	30.04	525.13	35.80	34165	2,069,016	0.013	0.071403
3/10/20 14:52	8.50	66.4	0.239	0.4888	0.033	0.639	30.04	526.40	27.40	26144	1,579,477	0.006	0.071503
3/10/20 14:53	8.50	67.7	0.258	0.5082	0.036	0.636	30.04	527.71	28.52	27214	1,640,032	0.007	0.071615
3/10/20 14:54	8.50	66.8	0.195	0.4419	0.035	0.634	30.04	526.85	24.78	23645	1,427,269	0.006	0.071710
3/10/20 14:55	8.50	65.8	0.553	0.7433	0.058	0.637	30.04	525.77	41.64	39735	2,403,370	0.016	0.071973
3/10/20 14:56	8.50	66.7	0.308	0.5548	0.067	0.636	30.04	526.69	31.11	29682	1,792,237	0.014	0.072203
3/10/20 14:57	8.50	67.2	0.351	0.5923	0.066	0.634	30.04	527.16	33.22	31701	1,912,452	0.014	0.072443
3/10/20 14:58	8.50	67.2	0.279	0.5282	0.070	0.635	30.04	527.17	29.63	28272	1,705,558	0.014	0.072669
3/10/20 14:59	8.50	67.0	0.584	0.7643	0.067	0.636	30.04	526.98	42.87	40905	2,468,469	0.019	0.072983
3/10/20 15:00	8.50	66.8	0.398	0.6312	0.072	0.633	30.04	526.79	35.40	33777	2,039,040	0.017	0.073263
3/10/20 15:01	8.50	67.1	0.166	0.4070	0.064	0.633	30.04	527.13	22.83	21784	1,314,203	0.010	0.073422
3/10/20 15:02	8.50	66.9	0.238	0.4879	0.072	0.634	30.04	526.88	27.36	26110	1,575,939	0.013	0.073640
3/10/20 15:03	8.50	66.5	0.441	0.6641	0.052	0.634	30.04	526.49	37.23	35525	2,145,860	0.013	0.073850
3/10/20 15:04	8.50	67.6	0.308	0.5553	0.069	0.635	30.04	527.64	31.16	29734	1,792,145	0.014	0.074088
3/10/20 15:05	8.50	67.1	0.408	0.6385	0.062	0.636	30.04	527.09	35.81	34177	2,062,038	0.015	0.074330
3/10/20 15:06	8.50	66.4	0.384	0.6194	0.056	0.635	30.04	526.38	34.72	33130	2,001,578	0.013	0.074545
3/10/20 15:07	8.50	66.4	0.471	0.6861	0.074	0.634	30.04	526.41	38.46	36700	2,217,153	0.019	0.074857
3/10/20 15:08	8.50	65.9	0.223	0.4723	0.074	0.631	30.04	525.89	26.46	25251	1,526,989	0.013	0.075074
3/10/20 15:09	8.50	66.6	0.328	0.5728	0.064	0.633	30.04	526.62	32.12	30647	1,850,700	0.013	0.075298
3/10/20 15:10	8.50	66.5	0.330	0.5745	0.036	0.633	30.04	526.54	32.21	30734	1,856,252	0.008	0.075424
3/10/20 15:11	8.50	67.1	0.346	0.5885	0.047	0.632	30.04	527.11	33.01	31497	1,900,326	0.010	0.075592
3/10/20 15:12	8.50	67.2	0.382	0.6179	0.036	0.629	30.04	527.20	34.66	33075	1,995,173	0.008	0.075730
3/10/20 15:13	8.50	66.4	0.169	0.4107	0.052	0.626	30.04	526.40	23.02	21966	1,327,062	0.008	0.075862
3/10/20 15:14	8.50	66.0	0.483	0.6953	0.055	0.629	30.04	525.97	38.96	37176	2,247,736	0.014	0.076098
3/10/20 15:15	8.50	68.2	0.216	0.4646	0.042	0.627	30.04	528.17	26.09	24894	1,498,888	0.007	0.076218
3/10/20 15:16	8.50	66.8	0.395	0.6288	0.024	0.626	30.04	526.81	35.26	33647	2,031,173	0.006	0.076312
3/10/20 15:17	8.50	66.5	0.440	0.6636	0.032	0.626	30.04	526.47	37.20	35494	2,144,055	0.008	0.076441
3/10/20 15:18	8.50	65.8	0.203	0.4510	0.012	0.627	30.04	525.78	25.26	24109	1,458,235	0.002	0.076476
3/10/20 15:19	8.50	67.2	0.278	0.5270	0.028	0.624	30.04	527.17	29.56	28208	1,701,657	0.005	0.076565
3/10/20 15:20	8.50	67.6	0.521	0.7220	0.034	0.626	30.04	527.61	40.51	38661	2,330,287	0.009	0.076718
3/10/20 15:21	8.50	67.4	0.251	0.5014	0.033	0.626	30.04	527.43	28.13	26847	1,618,743	0.006	0.076821
3/10/20 15:22	8.50	67.1	0.552	0.7429	0.019	0.624	30.04	527.08	41.66	39759	2,398,872	0.005	0.076906
3/10/20 15:23	8.50	67.2	0.131	0.3613	0.000	0.622	30.04	527.15	20.27	19340	1,166,757	0.000	0.076906
3/10/20 15:24	8.50	66.9	0.335	0.5786	0.000	0.622	30.04	526.91	32.45	30961	1,868,688	0.000	0.076906
3/10/20 15:25	8.50	66.7	0.398	0.6307	0.000	0.622	30.04	526.66	35.36	33743	2,037,514	0.000	0.076906
3/10/20 15:26	8.50	67.3	0.269	0.5187	0.000	0.625	30.04	527.29	29.10	27767	1,674,689	0.000	0.076906
3/10/20 15:27	8.50	67.4	0.459	0.6779	0.000	0.624	30.04	527.40	38.03	36291	2,188,311	0.000	0.076906
3/10/20 15:28	8.50	66.3	0.180	0.4241	0.000	0.624	30.04	526.30	23.77	22681	1,370,489	0.000	0.076906
3/10/20 15:29	8.50	67.1	0.321	0.5664	0.000	0.624	30.04	527.08	31.77	30314	1,829,016	0.000	0.076906
3/10/20 15:30	8.50	66.4	0.534	0.7305	0.000	0.622	30.04	526.39	40.94	39069	2,360,354	0.000	0.076906
3/10/20 15:31	8.50	66.9	0.347	0.5894	0.000	0.622	30.04	526.92	33.05	31540	1,903,582	0.000	0.076906

Emission Calculations

Client: Medline
Location: Waukegan, IL
Source: Inlet #4
Date: 3/10/2020

As: 15.9043 sqft
Cp: 0.84
Barometric: 29.41 in Hg
O2: 20.9 % vol
CO2: 0.0 % vol

Clock Time	Static (in H2O)	TC (Deg F)	Raw DP (in H2O)	SQRT DP (in H2O)	EO (ppm v)	Water (% vol)	Ps (in Hg)	Ts (deg R)	Vs (fps)	Qact (acfm)	Qstd (scfh)	EO Em (lb/hr)	EO Total (lbs)
3/10/20 15:32	8.50	66.4	0.370	0.6079	0.000	0.622	30.04	526.37	34.07	32516	1,964,526	0.000	0.076906
3/10/20 15:33	8.50	66.8	0.402	0.6338	0.000	0.621	30.04	526.75	35.53	33909	2,047,197	0.000	0.076906
3/10/20 15:34	8.50	66.6	0.471	0.6861	0.002	0.619	30.04	526.64	38.46	36703	2,216,382	0.001	0.076915
3/10/20 15:35	8.50	66.8	0.178	0.4214	0.000	0.623	30.04	526.76	23.63	22545	1,361,093	0.000	0.076915
3/10/20 15:36	8.50	66.3	0.340	0.5829	0.000	0.620	30.04	526.32	32.67	31177	1,883,802	0.000	0.076915
3/10/20 15:37	8.50	66.2	0.375	0.6124	0.006	0.620	30.04	526.23	34.32	32752	1,979,318	0.001	0.076937
3/10/20 15:38	8.50	66.0	0.332	0.5758	0.000	0.616	30.04	526.00	32.26	30786	1,861,314	0.000	0.076937
3/10/20 15:39	8.50	65.9	0.448	0.6690	0.000	0.620	30.04	525.86	37.48	35763	2,162,803	0.000	0.076937
3/10/20 15:40	8.50	66.0	0.423	0.6503	0.000	0.619	30.04	526.02	36.44	34770	2,102,087	0.000	0.076937
3/10/20 15:41	8.50	65.7	0.472	0.6868	0.000	0.621	30.04	525.74	38.47	36710	2,220,588	0.000	0.076937
3/10/20 15:42	8.50	63.0	0.259	0.5087	0.000	0.619	30.04	523.03	28.42	27120	1,648,984	0.000	0.076937
3/10/20 15:43	8.50	58.4	0.381	0.6174	0.000	0.620	30.04	518.42	34.34	32773	2,010,393	0.000	0.076937
3/10/20 15:44	8.50	53.9	0.357	0.5979	0.000	0.619	30.04	513.86	33.11	31597	1,955,455	0.000	0.076937
3/10/20 15:45	8.50	55.9	0.254	0.5042	0.000	0.617	30.04	515.91	27.98	26698	1,645,747	0.000	0.076937
3/10/20 15:46	8.50	62.0	0.322	0.5677	0.000	0.618	30.04	522.02	31.69	30239	1,842,190	0.000	0.076937
3/10/20 15:47	8.50	61.2	0.336	0.5800	0.000	0.619	30.04	521.20	32.35	30868	1,883,470	0.000	0.076937
3/10/20 15:48	8.50	63.1	0.046	0.2138	0.000	0.616	30.04	523.15	11.95	11401	693,060	0.000	0.076937
3/10/20 15:49	8.50	63.5	0.403	0.6346	0.000	0.618	30.04	523.53	35.47	33848	2,056,108	0.000	0.076937
3/10/20 15:50	8.50	63.5	0.476	0.6900	0.000	0.618	30.04	523.53	38.57	36804	2,235,668	0.000	0.076937
3/10/20 15:51	8.50	63.9	0.614	0.7838	0.000	0.616	30.04	523.94	43.83	41827	2,538,777	0.000	0.076937
3/10/20 15:52	8.50	61.1	0.428	0.6541	0.000	0.619	30.04	521.06	36.48	34809	2,124,470	0.000	0.076937
3/10/20 15:53	8.50	62.7	0.441	0.6640	0.000	0.618	30.04	522.75	37.09	35390	2,152,971	0.000	0.076937
3/10/20 15:54	8.50	64.2	0.367	0.6054	0.000	0.619	30.04	524.18	33.86	32313	1,960,404	0.000	0.076937
3/10/20 15:55	8.50	65.1	0.475	0.6893	0.000	0.620	30.04	525.07	38.58	36820	2,230,052	0.000	0.076937
3/10/20 15:56	8.50	64.9	0.307	0.5539	0.000	0.615	30.04	524.87	31.00	29584	1,792,509	0.000	0.076937
3/10/20 15:57	8.50	64.8	0.339	0.5820	0.000	0.618	30.04	524.82	32.57	31085	1,883,597	0.000	0.076937
3/10/20 15:58	8.50	65.0	0.450	0.6706	0.000	0.619	30.04	525.02	37.54	35822	2,169,801	0.000	0.076937
3/10/20 15:59	8.50	65.1	0.258	0.5081	0.000	0.618	30.04	525.09	28.44	27144	1,643,945	0.000	0.076937
3/10/20 16:00	8.50	65.1	0.294	0.5421	0.000	0.619	30.04	525.14	30.35	28961	1,753,830	0.000	0.076937
3/10/20 16:01	8.50	64.2	0.625	0.7904	0.000	0.620	30.04	524.24	44.21	42189	2,559,283	0.000	0.076937
3/10/20 16:02	8.50	65.7	0.116	0.3408	0.000	0.619	30.04	525.73	19.09	18215	1,101,850	0.000	0.076937
3/10/20 16:03	8.50	66.0	0.343	0.5857	0.000	0.620	30.04	526.00	32.82	31314	1,893,254	0.000	0.076937
3/10/20 16:04	8.50	65.3	0.387	0.6222	0.000	0.620	30.04	525.26	34.83	33241	2,012,558	0.000	0.076937
3/10/20 16:05	8.50	65.7	0.244	0.4937	0.000	0.620	30.04	525.70	27.66	26390	1,596,455	0.000	0.076937
3/10/20 16:06	8.50	62.9	0.223	0.4722	0.000	0.622	30.04	522.90	26.38	25170	1,530,805	0.000	0.076937
3/10/20 16:07	8.50	62.8	0.481	0.6933	0.000	0.622	30.04	522.81	38.73	36955	2,247,912	0.000	0.076937
3/10/20 16:08	8.50	65.5	0.377	0.6141	0.000	0.621	30.04	525.48	34.39	32819	1,986,164	0.000	0.076937
3/10/20 16:09	8.50	65.7	0.226	0.4756	0.030	0.622	30.04	525.72	26.64	25421	1,537,747	0.005	0.077024
3/10/20 16:10	8.50	64.7	0.115	0.3389	0.028	0.624	30.04	524.67	18.96	18096	1,096,859	0.004	0.077084
3/10/20 16:11	8.50	65.9	0.278	0.5273	0.029	0.624	30.04	525.89	29.54	28190	1,704,723	0.006	0.077177
3/10/20 16:12	8.50	65.7	0.143	0.3778	0.034	0.622	30.04	525.72	21.16	20195	1,221,633	0.005	0.077256
3/10/20 16:13	8.50	65.3	0.302	0.5491	0.018	0.622	30.04	525.33	30.75	29341	1,776,224	0.004	0.077317
3/10/20 16:14	8.50	65.2	0.346	0.5878	0.003	0.623	30.04	525.16	32.91	31402	1,901,605	0.001	0.077328
3/10/20 16:15	8.50	65.1	0.349	0.5908	0.025	0.624	30.04	525.09	33.07	31559	1,911,352	0.006	0.077420
3/10/20 16:16	8.50	66.0	0.602	0.7757	0.018	0.623	30.04	526.05	43.47	41478	2,507,520	0.005	0.077506
3/10/20 16:17	8.50	65.4	0.282	0.5314	0.013	0.621	30.04	525.36	29.76	28396	1,718,927	0.003	0.077548
3/10/20 16:18	8.50	66.6	0.437	0.6610	0.000	0.620	30.04	526.64	37.06	35363	2,135,426	0.000	0.077548
3/10/20 16:19	8.50	66.2	0.271	0.5204	0.003	0.619	30.04	526.23	29.16	27828	1,681,743	0.001	0.077559

Emission Calculations

Client: Medline
Location: Waukegan, IL
Source: Inlet #4
Date: 3/10/2020

As: 15.9043 sqft
Cp: 0.84
Barometric: 29.41 in Hg
O2: 20.9 % vol
CO2: 0.0 % vol

Clock Time	Static (in H2O)	TC (Deg F)	Raw DP (in H2O)	SQRT DP (in H2O)	EO (ppm v)	Water (% vol)	Ps (in Hg)	Ts (deg R)	Vs (fps)	Qact (acfm)	Qstd (scfh)	EO Em (lb/hr)	EO Total (lbs)
3/10/20 16:20	8.50	67.7	0.584	0.7639	0.000	0.615	30.04	527.73	42.87	40909	2,465,238	0.000	0.077559
3/10/20 16:21	8.50	66.9	0.317	0.5634	0.005	0.615	30.04	526.86	31.59	30145	1,819,586	0.001	0.077577
3/10/20 16:22	8.50	66.1	0.371	0.6091	0.000	0.618	30.04	526.10	34.13	32571	1,968,878	0.000	0.077577
3/10/20 16:23	8.50	66.5	0.326	0.5706	0.011	0.618	30.04	526.49	31.98	30520	1,843,552	0.002	0.077615
3/10/20 16:24	8.50	66.0	0.578	0.7605	0.013	0.619	30.04	526.01	42.61	40660	2,458,212	0.004	0.077674
3/10/20 16:25	8.50	66.6	0.503	0.7092	0.013	0.620	30.04	526.60	39.76	37937	2,291,059	0.003	0.077730
3/10/20 16:26	8.50	66.2	0.188	0.4333	0.014	0.619	30.04	526.21	24.28	23173	1,400,449	0.002	0.077767
3/10/20 16:27	8.50	67.2	0.352	0.5933	0.017	0.621	30.04	527.18	33.28	31759	1,915,858	0.004	0.077831
3/10/20 16:28	8.50	66.1	0.403	0.6347	0.014	0.621	30.04	526.14	35.57	33940	2,051,468	0.003	0.077884
3/10/20 16:29	8.50	66.7	0.614	0.7836	0.000	0.620	30.04	526.73	43.93	41923	2,531,161	0.000	0.077884
3/10/20 16:30	8.50	66.0	0.444	0.6660	0.000	0.620	30.04	525.98	37.31	35608	2,152,944	0.000	0.077884
3/10/20 16:31	8.50	66.3	0.433	0.6582	0.000	0.619	30.04	526.31	36.89	35202	2,127,027	0.000	0.077884
3/10/20 16:32	8.50	66.3	0.273	0.5228	0.000	0.616	30.04	526.26	29.30	27957	1,689,472	0.000	0.077884
3/10/20 16:33	8.50	66.2	0.238	0.4875	0.000	0.612	30.04	526.24	27.32	26070	1,575,497	0.000	0.077884
3/10/20 16:34	8.50	66.6	0.467	0.6837	0.000	0.610	30.04	526.57	38.33	36576	2,208,968	0.000	0.077884
3/10/20 16:35	8.50	66.5	0.224	0.4736	0.003	0.609	30.04	526.54	26.55	25336	1,530,251	0.001	0.077894
3/10/20 16:36	8.50	66.4	0.302	0.5495	0.006	0.608	30.04	526.36	30.80	29389	1,775,644	0.001	0.077916
3/10/20 16:37	8.50	66.6	0.366	0.6046	0.007	0.602	30.04	526.59	33.89	32341	1,953,115	0.002	0.077941
3/10/20 16:38	8.50	67.3	0.306	0.5528	0.004	0.603	30.04	527.33	31.01	29591	1,784,563	0.001	0.077956
3/10/20 16:39	8.50	67.5	0.295	0.5433	0.019	0.600	30.04	527.48	30.48	29088	1,753,731	0.004	0.078020
3/10/20 16:40	8.50	66.7	0.270	0.5192	0.018	0.598	30.04	526.70	29.11	27778	1,677,201	0.004	0.078079
3/10/20 16:41	8.50	65.2	0.356	0.5963	0.000	0.598	30.04	525.22	33.38	31856	1,928,843	0.000	0.078079
3/10/20 16:42	8.50	66.9	0.411	0.6412	0.000	0.595	30.04	526.92	35.95	34310	2,070,760	0.000	0.078079
3/10/20 16:43	8.50	66.9	0.465	0.6819	0.001	0.593	30.04	526.86	38.24	36486	2,202,370	0.000	0.078085
3/10/20 16:44	8.50	66.8	0.271	0.5203	0.000	0.593	30.04	526.83	29.18	27841	1,680,613	0.000	0.078085
3/10/20 16:45	8.50	66.8	0.152	0.3900	0.004	0.591	30.04	526.78	21.87	20867	1,259,739	0.001	0.078095
3/10/20 16:46	8.50	66.2	0.386	0.6213	0.000	0.593	30.04	526.22	34.82	33224	2,007,875	0.000	0.078095
3/10/20 16:47	8.50	66.5	0.386	0.6209	0.010	0.591	30.04	526.46	34.80	33209	2,006,077	0.002	0.078132
3/10/20 16:48	8.50	66.0	0.456	0.6753	0.000	0.591	30.04	526.00	37.83	36102	2,182,692	0.000	0.078132
3/10/20 16:49	8.50	66.1	0.252	0.5023	0.000	0.592	30.04	526.13	28.15	26859	1,623,463	0.000	0.078132
3/10/20 16:50	8.50	66.8	0.277	0.5261	0.000	0.592	30.04	526.81	29.50	28147	1,699,169	0.000	0.078132
3/10/20 16:51	8.50	67.0	0.310	0.5568	0.000	0.591	30.04	527.02	31.23	29799	1,798,170	0.000	0.078132
3/10/20 16:52	8.50	66.4	0.502	0.7088	0.000	0.593	30.04	526.42	39.73	37909	2,290,129	0.000	0.078132
3/10/20 16:53	8.50	66.7	0.365	0.6039	0.004	0.589	30.04	526.67	33.85	32304	1,950,629	0.001	0.078147
3/10/20 16:54	8.50	66.2	0.063	0.2508	0.000	0.591	30.04	526.21	14.05	13410	810,464	0.000	0.078147
3/10/20 16:55	8.50	66.7	0.571	0.7558	0.000	0.590	30.04	526.66	42.37	40435	2,441,623	0.000	0.078147
3/10/20 16:56	8.50	66.1	0.274	0.5235	0.018	0.588	30.04	526.15	29.33	27991	1,691,845	0.003	0.078204
3/10/20 16:57	8.50	64.9	0.579	0.7609	0.032	0.587	30.04	524.88	42.58	40634	2,461,993	0.009	0.078355
3/10/20 16:58	8.50	66.1	0.226	0.4756	0.032	0.589	30.04	526.11	26.65	25428	1,537,038	0.006	0.078449
3/10/20 16:59	8.50	66.2	0.167	0.4091	0.025	0.585	30.04	526.20	22.92	21875	1,322,047	0.004	0.078513
3/10/20 17:00	8.50	65.2	0.523	0.7233	0.037	0.584	30.04	525.15	40.49	38636	2,339,690	0.010	0.078678
3/10/20 17:01	8.50	64.8	0.444	0.6663	0.061	0.584	30.04	524.76	37.28	35577	2,156,095	0.015	0.078930
3/10/20 17:02	8.50	66.0	0.206	0.4541	0.043	0.581	30.04	526.01	25.44	24275	1,467,625	0.007	0.079051
3/10/20 17:03	8.50	66.7	0.519	0.7204	0.059	0.582	30.04	526.66	40.38	38537	2,327,035	0.016	0.079311
3/10/20 17:04	8.50	66.5	0.334	0.5780	0.060	0.579	30.04	526.46	32.40	30917	1,867,587	0.013	0.079525
3/10/20 17:05	8.50	66.9	0.214	0.4622	0.038	0.580	30.04	526.91	25.92	24732	1,492,741	0.006	0.079633
3/10/20 17:06	8.50	66.7	0.392	0.6263	0.053	0.577	30.04	526.68	35.11	33505	2,023,084	0.012	0.079836
3/10/20 17:07	8.50	66.6	0.419	0.6470	0.044	0.577	30.04	526.56	36.26	34606	2,090,018	0.011	0.080013

Emission Calculations

Client: Medline
Location: Waukegan, IL
Source: Inlet #4
Date: 3/10/2020

As: 15.9043 sqft
Cp: 0.84
Barometric: 29.41 in Hg
O2: 20.9 % vol
CO2: 0.0 % vol

Clock Time	Static (in H2O)	TC (Deg F)	Raw DP (in H2O)	SQRT DP (in H2O)	EO (ppm v)	Water (% vol)	Ps (in Hg)	Ts (deg R)	Vs (fps)	Qact (acfm)	Qstd (scfh)	EO Em (lb/hr)	EO Total (lbs)
3/10/20 17:08	8.50	65.9	0.354	0.5953	0.049	0.577	30.04	525.91	33.35	31824	1,924,387	0.011	0.080191
3/10/20 17:09	8.50	66.5	0.360	0.5997	0.056	0.576	30.04	526.50	33.61	32075	1,937,387	0.012	0.080396
3/10/20 17:10	8.50	67.2	0.340	0.5830	0.037	0.575	30.04	527.16	32.70	31201	1,882,227	0.008	0.080529
3/10/20 17:11	8.50	66.2	0.288	0.5370	0.034	0.574	30.04	526.25	30.09	28717	1,735,393	0.007	0.080640
3/10/20 17:12	8.50	66.2	0.546	0.7389	0.025	0.573	30.04	526.18	41.40	39511	2,387,995	0.007	0.080752
3/10/20 17:13	8.50	66.7	0.248	0.4981	0.069	0.571	30.04	526.70	27.92	26644	1,608,776	0.013	0.080963
3/10/20 17:14	8.50	66.7	0.512	0.7152	0.057	0.571	30.04	526.74	40.10	38264	2,310,149	0.015	0.081213
3/10/20 17:15	8.50	67.5	0.292	0.5406	0.055	0.570	30.04	527.48	30.33	28940	1,744,804	0.011	0.081397
3/10/20 17:16	8.50	67.8	0.376	0.6133	0.053	0.571	30.04	527.83	34.42	32847	1,979,001	0.012	0.081597
3/10/20 17:17	8.50	67.0	0.443	0.6654	0.044	0.568	30.04	527.00	37.32	35608	2,148,776	0.011	0.081777
3/10/20 17:18	8.50	66.7	0.647	0.8045	0.041	0.588	30.04	526.73	45.11	43042	2,598,711	0.012	0.081981
3/10/20 17:19	8.50	65.9	0.504	0.7100	0.040	0.565	30.04	525.89	39.77	37953	2,295,091	0.010	0.082156
3/10/20 17:20	8.50	67.4	0.410	0.6407	0.053	0.587	30.04	527.39	35.94	34297	2,068,142	0.013	0.082365
3/10/20 17:21	8.50	66.2	0.294	0.5421	0.054	0.562	30.04	526.21	30.38	28986	1,751,768	0.011	0.082545
3/10/20 17:22	8.50	66.8	0.226	0.4755	0.045	0.585	30.04	526.82	26.66	25442	1,535,831	0.008	0.082677
3/10/20 17:23	8.50	67.3	0.337	0.5801	0.041	0.562	30.04	527.34	32.54	31052	1,872,640	0.009	0.082823
3/10/20 17:24	8.50	65.3	0.497	0.7048	0.011	0.586	30.04	525.29	39.46	37654	2,279,621	0.003	0.082869
3/10/20 17:25	8.50	66.3	0.285	0.5341	0.040	0.563	30.04	526.31	29.93	28562	1,725,796	0.008	0.083000
3/10/20 17:26	8.50	65.9	0.330	0.5748	0.051	0.584	30.04	525.95	32.20	30729	1,858,020	0.011	0.083180
3/10/20 17:27	8.50	65.4	0.438	0.6621	0.068	0.561	30.04	525.41	37.07	35375	2,141,144	0.017	0.083455
3/10/20 17:28	8.50	65.3	0.279	0.5278	0.079	0.583	30.04	525.34	29.55	28200	1,707,121	0.016	0.083714
3/10/20 17:29	8.50	65.4	0.233	0.4827	0.055	0.562	30.04	525.36	27.03	25789	1,561,077	0.010	0.083878
3/10/20 17:30	8.50	65.7	0.241	0.4911	0.074	0.586	30.04	525.74	27.51	26251	1,587,894	0.013	0.084102
3/10/20 17:31	8.50	66.8	0.356	0.5971	0.091	0.562	30.04	526.85	33.48	31944	1,928,249	0.020	0.084436
3/10/20 17:32	8.50	66.7	0.337	0.5808	0.091	0.587	30.04	526.71	32.56	31070	1,875,919	0.019	0.084761
3/10/20 17:33	8.50	65.6	0.294	0.5419	0.104	0.565	30.04	525.56	30.35	28959	1,752,304	0.021	0.085107
3/10/20 17:34	8.50	65.2	0.142	0.3769	0.102	0.591	30.04	525.23	21.10	20134	1,219,102	0.014	0.085344
3/10/20 17:35	8.50	63.3	0.427	0.6538	0.117	0.570	30.04	523.27	36.53	34860	2,118,601	0.028	0.085814
3/10/20 17:36	8.50	66.0	0.306	0.5534	0.118	0.572	30.04	525.98	31.01	29587	1,788,906	0.024	0.086218
3/10/20 17:37	8.50	66.9	0.416	0.6448	0.100	0.575	30.04	526.95	36.15	34501	2,082,175	0.024	0.086614
3/10/20 17:38	8.50	66.3	0.226	0.4753	0.120	0.580	30.04	526.34	26.64	25419	1,535,808	0.021	0.086964
3/10/20 17:39	8.50	66.7	0.222	0.4707	0.092	0.579	30.04	526.68	26.39	25180	1,520,381	0.016	0.087232
3/10/20 17:40	8.50	67.0	0.328	0.5730	0.118	0.581	30.04	526.95	32.13	30660	1,850,337	0.025	0.087647
3/10/20 17:41	8.50	66.4	0.582	0.7631	0.106	0.583	30.04	526.42	42.77	40815	2,465,655	0.030	0.088146
3/10/20 17:42	8.50	67.1	0.434	0.6592	0.136	0.583	30.04	527.05	36.97	35276	2,128,484	0.033	0.088700
3/10/20 17:43	8.50	66.5	0.374	0.6112	0.099	0.584	30.04	526.53	34.26	32692	1,974,559	0.022	0.089072
3/10/20 17:44	8.50	65.8	0.469	0.6848	0.092	0.584	30.04	525.84	38.36	36607	2,213,944	0.023	0.089461
3/10/20 17:45	8.50	66.6	0.188	0.4338	0.077	0.585	30.04	526.60	24.32	23204	1,401,311	0.012	0.089668
3/10/20 17:46	8.50	66.7	0.267	0.5169	0.090	0.584	30.04	526.69	28.98	27652	1,669,643	0.017	0.089955
3/10/20 17:47	8.50	66.5	0.271	0.5209	0.083	0.584	30.04	526.49	29.20	27862	1,682,925	0.016	0.090221
3/10/20 17:48	8.50	66.9	0.401	0.6333	0.046	0.583	30.04	526.94	35.51	33890	2,045,333	0.011	0.090399
3/10/20 17:49	8.50	66.1	0.306	0.5530	0.049	0.583	30.04	526.12	30.99	29569	1,787,365	0.010	0.090565
3/10/20 17:50	8.50	65.3	0.314	0.5603	0.049	0.583	30.04	525.32	31.37	29934	1,812,159	0.010	0.090735
3/10/20 17:51	8.50	67.2	0.398	0.6312	0.038	0.586	30.04	527.16	35.40	33782	2,037,913	0.009	0.090884
3/10/20 17:52	8.50	66.7	0.142	0.3765	0.015	0.585	30.04	526.70	21.11	20144	1,216,260	0.002	0.090918
3/10/20 17:53	8.50	66.2	0.139	0.3733	0.019	0.582	30.04	526.18	20.92	19962	1,206,496	0.003	0.090962
3/10/20 17:54	8.50	65.7	0.245	0.4953	0.051	0.584	30.04	525.66	27.74	26472	1,601,541	0.009	0.091116
3/10/20 17:55	8.50	65.5	0.402	0.6343	0.037	0.582	30.04	525.51	35.52	33894	2,051,160	0.009	0.091263

Emission Calculations

Client: Medline
Location: Waukegan, IL
Source: Inlet #4
Date: 3/10/2020

As: 15.9043 sqft
Cp: 0.84
Barometric: 29.41 in Hg
O2: 20.9 % vol
CO2: 0.0 % vol

Clock Time	Static (in H2O)	TC (Deg F)	Raw DP (in H2O)	SQRT DP (in H2O)	EO (ppm v)	Water (% vol)	Ps (in Hg)	Ts (deg R)	Vs (fps)	Qact (acfm)	Qstd (scfh)	EO Em (lb/hr)	EO Total (lbs)
3/10/20 17:56	8.50	66.0	0.399	0.6320	0.028	0.581	30.04	526.04	35.41	33792	2,042,879	0.007	0.091371
3/10/20 17:57	8.50	65.9	0.347	0.5890	0.043	0.579	30.04	525.86	32.99	31484	1,904,014	0.009	0.091526
3/10/20 17:58	8.50	66.5	0.183	0.4284	0.025	0.578	30.04	526.54	24.01	22913	1,383,873	0.004	0.091592
3/10/20 17:59	8.50	66.8	0.408	0.6387	0.022	0.578	30.04	526.80	35.81	34169	2,062,737	0.005	0.091677
3/10/20 18:00	8.50	66.1	0.501	0.7076	0.036	0.580	30.04	526.06	39.64	37829	2,286,876	0.009	0.091833
3/10/20 18:01	8.50	66.8	0.308	0.5546	0.031	0.577	30.04	526.84	31.10	29674	1,791,212	0.006	0.091940
3/10/20 18:02	8.50	65.9	0.531	0.7289	0.018	0.576	30.04	525.91	40.83	38967	2,356,327	0.005	0.092021
3/10/20 18:03	8.50	65.7	0.434	0.6589	0.030	0.576	30.04	525.70	36.90	35215	2,130,305	0.007	0.092141
3/10/20 18:04	8.50	65.9	0.408	0.6385	0.027	0.577	30.04	525.94	35.77	34136	2,064,073	0.006	0.092245
3/10/20 18:05	8.50	66.4	0.460	0.6783	0.002	0.576	30.04	526.40	38.01	36276	2,191,574	0.001	0.092255
3/10/20 18:06	8.50	65.9	0.534	0.7306	0.007	0.574	30.04	525.88	40.92	39052	2,361,623	0.002	0.092285
3/10/20 18:07	8.50	65.6	0.192	0.4386	0.017	0.573	30.04	525.57	24.56	23440	1,418,323	0.003	0.092332
3/10/20 18:08	8.50	67.1	0.423	0.6501	0.004	0.571	30.04	527.13	36.46	34791	2,098,938	0.001	0.092348
3/10/20 18:09	8.50	65.6	0.598	0.7733	0.011	0.569	30.04	525.57	43.31	41325	2,500,556	0.003	0.092402
3/10/20 18:10	8.50	66.7	0.233	0.4831	0.009	0.570	30.04	526.71	27.08	25843	1,560,376	0.002	0.092429
3/10/20 18:11	8.50	65.8	0.511	0.7147	0.000	0.567	30.04	525.82	40.03	38200	2,310,358	0.000	0.092430
3/10/20 18:12	8.50	66.0	0.391	0.6249	0.000	0.591	30.04	525.96	35.01	33409	2,020,062	0.000	0.092430
3/10/20 18:13	8.50	66.6	0.492	0.7011	0.007	0.566	30.04	526.57	39.30	37503	2,264,974	0.002	0.092458
3/10/20 18:14	8.50	66.4	0.268	0.5174	0.010	0.587	30.04	526.36	29.00	27671	1,671,851	0.002	0.092491
3/10/20 18:15	8.50	65.4	0.112	0.3343	0.017	0.565	30.04	525.45	18.72	17865	1,081,235	0.002	0.092526
3/10/20 18:16	8.50	66.0	0.348	0.5896	0.021	0.586	30.04	525.95	33.03	31521	1,905,921	0.005	0.092603
3/10/20 18:17	8.50	67.1	0.301	0.5485	0.016	0.561	30.04	527.07	30.76	29351	1,770,923	0.003	0.092658
3/10/20 18:18	8.50	66.8	0.542	0.7364	0.009	0.583	30.04	526.75	41.28	39395	2,378,409	0.003	0.092701
3/10/20 18:19	8.50	65.3	0.109	0.3305	0.010	0.560	30.04	525.27	18.50	17654	1,068,839	0.001	0.092722
3/10/20 18:20	8.50	65.0	0.396	0.6293	0.000	0.578	30.04	525.02	35.22	33611	2,035,884	0.000	0.092722
3/10/20 18:21	8.50	67.0	0.291	0.5395	0.006	0.559	30.04	527.01	30.25	28871	1,742,184	0.001	0.092741
3/10/20 18:22	8.50	66.0	0.275	0.5244	0.011	0.576	30.04	526.04	29.38	28038	1,695,024	0.002	0.092776
3/10/20 18:23	8.50	65.3	0.333	0.5772	0.024	0.556	30.04	525.35	32.32	30838	1,866,754	0.005	0.092861
3/10/20 18:24	8.50	65.8	0.300	0.5479	0.000	0.576	30.04	525.78	30.69	29285	1,771,279	0.000	0.092861
3/10/20 18:25	8.50	65.8	0.358	0.5981	0.000	0.553	30.04	525.78	33.50	31968	1,933,584	0.000	0.092861
3/10/20 18:26	8.50	66.5	0.206	0.4539	0.014	0.575	30.04	526.55	25.44	24278	1,466,327	0.002	0.092899
3/10/20 18:27	8.50	67.0	0.396	0.6292	0.014	0.551	30.04	526.95	35.28	33666	2,031,735	0.003	0.092954
3/10/20 18:28	8.50	67.3	0.399	0.6315	0.007	0.573	30.04	527.28	35.42	33800	2,038,590	0.002	0.092981
3/10/20 18:29	8.50	66.7	0.326	0.5707	0.047	0.548	30.04	526.75	31.99	30531	1,843,284	0.010	0.093147
3/10/20 18:30	8.50	66.9	0.248	0.4981	0.024	0.571	30.04	526.86	27.93	26649	1,608,542	0.004	0.093219
3/10/20 18:31	8.50	66.3	0.532	0.7295	0.054	0.548	30.04	526.33	40.88	39011	2,357,146	0.015	0.093463
3/10/20 18:32	8.50	66.6	0.324	0.5690	0.055	0.570	30.04	526.56	31.90	30438	1,838,302	0.012	0.093656
3/10/20 18:33	8.50	66.6	0.259	0.5085	0.059	0.547	30.04	526.59	28.51	27201	1,642,736	0.011	0.093841
	8.50	**65.4**		**0.5896**	**0.043**	**0.683**	**30.03**	**525.37**	**33.02**	**31,510**	**1,907,372**	**0.0093**	**0.093841**

Emission Calculations

Client: Medline
Location: Waukegan, IL
Source: Inlet #4
Date: 3/11/2020

As: 15.9043 sqft
Cp: 0.84
Barometric: 29.30 in Hg
O2: 20.9 % vol
CO2: 0.0 % vol

Clock Time	Static (in H2O)	TC (Deg F)	Raw DP (in H2O)	SQRT DP (in H2O)	EO (ppm v)	Water (% vol)	Ps (in Hg)	Ts (deg R)	Vs (fps)	Qact (acfm)	Qstd (scfh)	EO Em (lb/hr)	EO Total (lbs)
3/11/20 8:35	10.20	63.0	0.414	0.6436	0.037	0.807	30.05	522.99	35.96	34316	2,087,732	0.009	0.000147
3/11/20 8:36	10.20	63.0	0.326	0.5712	0.015	0.809	30.05	523.04	31.92	30458	1,852,800	0.003	0.000201
3/11/20 8:37	10.20	61.9	0.137	0.3703	0.005	0.811	30.05	521.95	20.67	19723	1,202,329	0.001	0.000212
3/11/20 8:38	10.20	62.0	0.389	0.6233	0.021	0.812	30.05	522.05	34.80	33205	2,023,790	0.005	0.000294
3/11/20 8:39	10.20	62.3	0.515	0.7179	0.072	0.812	30.05	522.27	40.09	38252	2,330,367	0.019	0.000616
3/11/20 8:40	10.20	62.7	0.384	0.6198	0.065	0.812	30.05	522.65	34.62	33039	2,011,293	0.015	0.000865
3/11/20 8:41	10.20	63.0	0.431	0.6567	0.081	0.814	30.05	523.03	36.70	35017	2,130,176	0.020	0.001193
3/11/20 8:42	10.20	62.2	0.351	0.5929	0.036	0.812	30.05	522.22	33.10	31588	1,924,556	0.008	0.001324
3/11/20 8:43	10.20	61.7	0.409	0.6396	0.020	0.815	30.05	521.67	35.70	34062	2,077,504	0.005	0.001405
3/11/20 8:44	10.20	62.0	0.254	0.5044	0.036	0.817	30.05	521.97	28.16	26869	1,637,861	0.007	0.001515
3/11/20 8:45	10.20	61.6	0.517	0.7191	0.038	0.818	30.05	521.63	40.13	38290	2,335,599	0.010	0.001684
3/11/20 8:46	10.20	61.9	0.738	0.8591	0.035	0.819	30.05	521.87	47.95	45760	2,789,890	0.011	0.001870
3/11/20 8:47	10.20	63.1	0.389	0.6235	0.031	0.820	30.05	523.15	34.84	33250	2,022,286	0.007	0.001992
3/11/20 8:48	10.20	62.8	0.343	0.5860	0.039	0.823	30.05	522.82	32.74	31241	1,901,247	0.009	0.002134
3/11/20 8:49	10.20	61.8	0.487	0.6979	0.042	0.822	30.05	521.83	38.95	37172	2,266,488	0.011	0.002317
3/11/20 8:50	10.20	62.3	0.405	0.6361	0.038	0.826	30.05	522.31	35.52	33893	2,064,622	0.009	0.002466
3/11/20 8:51	10.20	62.9	0.296	0.5439	0.034	0.824	30.05	522.86	30.39	28996	1,764,483	0.007	0.002580
3/11/20 8:52	10.20	62.7	0.424	0.6509	0.054	0.828	30.05	522.67	36.36	34697	2,112,153	0.013	0.002796
3/11/20 8:53	10.20	63.1	0.448	0.6693	0.031	0.830	30.05	523.10	37.40	35689	2,170,820	0.008	0.002926
3/11/20 8:54	10.20	63.7	0.348	0.5896	0.034	0.830	30.05	523.70	32.97	31461	1,911,461	0.008	0.003052
3/11/20 8:55	10.20	62.5	0.737	0.8587	0.059	0.827	30.05	522.54	47.96	45765	2,786,627	0.019	0.003364
3/11/20 8:56	10.20	63.7	0.308	0.5547	0.059	0.831	30.05	523.71	31.02	29598	1,798,225	0.012	0.003565
3/11/20 8:57	10.20	63.5	0.368	0.6064	0.051	0.832	30.05	523.45	33.90	32346	1,966,147	0.011	0.003755
3/11/20 8:58	10.20	63.4	0.225	0.4746	0.047	0.833	30.05	523.39	26.53	25318	1,539,109	0.008	0.003893
3/11/20 8:59	10.20	61.7	0.189	0.4343	0.047	0.836	30.05	521.73	24.24	23132	1,410,691	0.008	0.004020
3/11/20 9:00	10.20	61.7	0.362	0.6016	0.057	0.838	30.05	521.72	33.58	32040	1,954,004	0.013	0.004231
3/11/20 9:01	10.20	63.4	0.343	0.5857	0.062	0.839	30.05	523.43	32.74	31246	1,899,349	0.013	0.004454
3/11/20 9:02	10.20	63.3	0.334	0.5780	0.041	0.840	30.05	523.31	32.31	30827	1,874,326	0.009	0.004601
3/11/20 9:03	10.20	64.0	0.084	0.2902	0.018	0.845	30.05	523.96	16.23	15489	940,588	0.002	0.004633
3/11/20 9:04	10.20	63.2	0.303	0.5507	0.023	0.845	30.05	523.20	30.78	29368	1,785,962	0.005	0.004711
3/11/20 9:05	10.20	63.3	0.411	0.6414	0.032	0.847	30.05	523.25	35.85	34210	2,080,208	0.008	0.004839
3/11/20 9:06	10.20	63.9	0.291	0.5399	0.012	0.848	30.05	523.94	30.19	28813	1,749,707	0.002	0.004880
3/11/20 9:07	10.20	63.5	0.146	0.3821	0.015	0.846	30.05	523.52	21.36	20383	1,238,784	0.002	0.004914
3/11/20 9:08	10.20	63.2	0.225	0.4741	0.051	0.847	30.05	523.19	26.50	25286	1,537,756	0.009	0.005065
3/11/20 9:09	10.20	63.9	0.495	0.7032	0.042	0.848	30.05	523.90	39.33	37529	2,279,242	0.011	0.005245
3/11/20 9:10	10.20	62.4	0.175	0.4186	0.051	0.847	30.05	522.35	23.38	22307	1,358,796	0.008	0.005376
3/11/20 9:11	10.20	62.3	0.215	0.4639	0.044	0.849	30.05	522.29	25.91	24721	1,505,954	0.008	0.005503
3/11/20 9:12	10.20	62.6	0.301	0.5489	0.044	0.846	30.05	522.65	30.66	29260	1,781,292	0.009	0.005654
3/11/20 9:13	10.20	62.2	0.407	0.6383	0.043	0.848	30.05	522.21	35.64	34013	2,072,347	0.010	0.005823
3/11/20 9:14	10.20	62.7	0.451	0.6718	0.041	0.848	30.05	522.74	37.53	35813	2,179,820	0.010	0.005995
3/11/20 9:15	10.20	62.6	0.234	0.4837	0.041	0.851	30.05	522.61	27.02	25781	1,569,604	0.007	0.006119
3/11/20 9:16	10.20	62.6	0.321	0.5663	0.051	0.850	30.05	522.57	31.63	30184	1,837,789	0.011	0.006297
3/11/20 9:17	10.20	62.2	0.400	0.6327	0.061	0.852	30.05	522.24	35.33	33711	2,053,836	0.014	0.006537
3/11/20 9:18	10.20	62.3	0.388	0.6228	0.042	0.853	30.05	522.27	34.78	33189	2,021,910	0.010	0.006700
3/11/20 9:19	10.20	63.2	0.305	0.5519	0.050	0.851	30.05	523.24	30.85	29436	1,789,979	0.010	0.006871
3/11/20 9:20	10.20	63.4	0.242	0.4914	0.066	0.852	30.05	523.40	27.47	26216	1,593,666	0.012	0.007072
3/11/20 9:21	10.20	62.5	0.544	0.7377	0.067	0.854	30.05	522.53	41.20	39318	2,394,157	0.018	0.007379
3/11/20 9:22	10.20	61.3	0.297	0.5446	0.058	0.854	30.05	521.29	30.38	28991	1,769,535	0.012	0.007575

Emission Calculations

Client: Medline
Location: Waukegan, IL
Source: Inlet #4
Date: 3/11/2020

As: 15.9043 sqft
Cp: 0.84
Barometric: 29.30 in Hg
O2: 20.9 % vol
CO2: 0.0 % vol

Clock Time	Static (in H2O)	TC (Deg F)	Raw DP (in H2O)	SQRT DP (in H2O)	EO (ppm v)	Water (% vol)	Ps (in Hg)	Ts (deg R)	Vs (fps)	Qact (acfm)	Qstd (scfh)	EO Em (lb/hr)	EO Total (lbs)
3/11/20 9:23	10.20	61.5	0.297	0.5445	0.063	0.852	30.05	521.51	30.38	28995	1,768,989	0.013	0.007788
3/11/20 9:24	10.20	63.0	0.372	0.6102	0.057	0.854	30.05	522.96	34.10	32539	1,979,745	0.013	0.008003
3/11/20 9:25	10.20	63.6	0.460	0.6785	0.061	0.852	30.05	523.63	37.94	36204	2,199,886	0.015	0.008259
3/11/20 9:26	10.20	62.7	0.306	0.5529	0.058	0.853	30.05	522.67	30.88	29471	1,794,070	0.012	0.008458
3/11/20 9:27	10.20	63.9	0.467	0.6831	0.054	0.854	30.05	523.90	38.21	36458	2,214,203	0.014	0.008687
3/11/20 9:28	10.20	57.9	0.133	0.3642	0.053	0.851	30.05	517.88	20.25	19326	1,187,366	0.007	0.008808
3/11/20 9:29	10.20	56.5	0.068	0.2613	0.051	0.850	30.05	516.52	14.51	13848	853,072	0.005	0.008890
3/11/20 9:30	10.20	51.2	0.200	0.4471	0.042	0.849	30.05	511.24	24.70	23570	1,466,911	0.007	0.009009
3/11/20 9:31	10.20	50.0	0.235	0.4850	0.053	0.849	30.05	509.99	26.76	25537	1,593,232	0.010	0.009170
3/11/20 9:32	10.20	49.1	0.534	0.7310	0.056	0.848	30.05	509.06	40.30	38455	2,403,540	0.015	0.009428
3/11/20 9:33	10.20	49.7	0.430	0.6559	0.055	0.845	30.05	509.66	36.18	34527	2,155,495	0.013	0.009653
3/11/20 9:34	10.20	55.2	0.271	0.5203	0.062	0.846	30.05	515.24	28.86	27539	1,700,611	0.012	0.009855
3/11/20 9:35	10.20	59.3	0.311	0.5578	0.033	0.844	30.05	519.33	31.06	29636	1,815,717	0.007	0.009970
3/11/20 9:36	10.20	58.1	0.251	0.5007	0.015	0.850	30.05	518.14	27.85	26573	1,631,806	0.003	0.010018
3/11/20 9:37	10.20	59.8	0.208	0.4562	0.012	0.846	30.05	519.81	25.42	24253	1,484,534	0.002	0.010053
3/11/20 9:38	10.20	61.1	0.324	0.5690	0.020	0.848	30.05	521.10	31.74	30288	1,849,334	0.004	0.010123
3/11/20 9:39	10.20	61.4	0.372	0.6102	0.003	0.849	30.05	521.44	34.05	32491	1,982,585	0.001	0.010135
3/11/20 9:40	10.20	62.1	0.233	0.4832	0.016	0.850	30.05	522.12	26.98	25744	1,568,791	0.003	0.010182
3/11/20 9:41	10.20	61.2	0.275	0.5245	0.003	0.849	30.05	521.24	29.26	27919	1,704,231	0.001	0.010192
3/11/20 9:42	10.20	62.5	0.433	0.6583	0.029	0.852	30.05	522.49	36.77	35086	2,136,596	0.007	0.010312
3/11/20 9:43	10.20	62.3	0.282	0.5308	0.005	0.851	30.05	522.29	29.64	28284	1,723,061	0.001	0.010329
3/11/20 9:44	10.20	62.5	0.253	0.5032	0.017	0.855	30.05	522.51	28.11	26822	1,633,314	0.003	0.010382
3/11/20 9:45	10.20	62.1	0.448	0.6695	0.027	0.855	30.05	522.11	37.38	35668	2,173,599	0.007	0.010495
3/11/20 9:46	10.20	62.5	0.265	0.5150	0.030	0.859	30.05	522.53	28.76	27447	1,671,296	0.006	0.010591
3/11/20 9:47	10.20	63.2	0.485	0.6961	0.055	0.857	30.05	523.18	38.91	37126	2,257,859	0.014	0.010829
3/11/20 9:48	10.20	63.4	0.410	0.6404	0.066	0.859	30.05	523.39	35.80	34163	2,076,795	0.016	0.011091
3/11/20 9:49	10.20	63.5	0.517	0.7187	0.063	0.861	30.05	523.51	40.18	38345	2,330,533	0.017	0.011370
3/11/20 9:50	10.20	62.2	0.268	0.5178	0.069	0.865	30.05	522.20	28.91	27589	1,680,981	0.013	0.011589
3/11/20 9:51	10.20	63.7	0.601	0.7754	0.052	0.865	30.05	523.72	43.36	41375	2,513,639	0.015	0.011837
3/11/20 9:52	10.20	63.0	0.316	0.5621	0.049	0.867	30.05	523.01	31.41	29974	1,823,519	0.010	0.012008
3/11/20 9:53	10.20	62.5	0.225	0.4743	0.051	0.870	30.05	522.49	26.49	25282	1,539,582	0.009	0.012156
3/11/20 9:54	10.20	62.9	0.154	0.3930	0.058	0.872	30.05	522.89	21.96	20953	1,274,996	0.008	0.012297
3/11/20 9:55	10.20	62.5	0.245	0.4950	0.040	0.872	30.05	522.51	27.65	26382	1,606,517	0.007	0.012418
3/11/20 9:56	10.20	63.6	0.178	0.4217	0.052	0.875	30.05	523.58	23.58	22499	1,367,255	0.008	0.012553
3/11/20 9:57	10.20	62.4	0.399	0.6316	0.067	0.872	30.05	522.43	35.27	33660	2,049,990	0.016	0.012813
3/11/20 9:58	10.20	63.5	0.218	0.4665	0.057	0.874	30.05	523.49	26.08	24887	1,512,620	0.010	0.012976
3/11/20 9:59	10.20	63.4	0.408	0.6387	0.053	0.874	30.05	523.43	35.71	34074	2,071,209	0.013	0.013185
3/11/20 10:00	10.20	63.1	0.384	0.6197	0.047	0.872	30.05	523.10	34.63	33048	2,010,177	0.011	0.013366
3/11/20 10:01	10.20	63.7	0.391	0.6254	0.047	0.873	30.05	523.74	34.98	33376	2,027,581	0.011	0.013548
3/11/20 10:02	10.20	62.8	0.592	0.7696	0.061	0.871	30.05	522.83	43.00	41033	2,497,156	0.017	0.013840
3/11/20 10:03	10.20	64.0	0.315	0.5609	0.060	0.871	30.05	523.98	31.37	29939	1,818,021	0.012	0.014047
3/11/20 10:04	10.20	63.5	0.338	0.5817	0.079	0.868	30.05	523.53	32.52	31033	1,886,040	0.017	0.014331
3/11/20 10:05	10.20	63.9	0.311	0.5575	0.075	0.867	30.05	523.94	31.18	29756	1,806,985	0.016	0.014589
3/11/20 10:06	10.20	64.2	0.295	0.5430	0.076	0.866	30.05	524.24	30.38	28991	1,759,557	0.015	0.014842
3/11/20 10:07	10.20	65.6	0.382	0.6178	0.057	0.861	30.05	525.59	34.61	33028	1,999,416	0.013	0.015061
3/11/20 10:08	10.20	64.5	0.316	0.5622	0.041	0.858	30.05	524.50	31.46	30019	1,821,081	0.009	0.015203
3/11/20 10:09	10.20	64.6	0.332	0.5765	0.045	0.854	30.05	524.62	32.26	30788	1,867,257	0.010	0.015364
3/11/20 10:10	10.20	64.5	0.509	0.7132	0.043	0.854	30.05	524.53	39.91	38084	2,310,160	0.011	0.015552

Emission Calculations

Client: Medline
Location: Waukegan, IL
Source: Inlet #4
Date: 3/11/2020

As: 15.9043 sqft
Cp: 0.84
Barometric: 29.30 in Hg
O2: 20.9 % vol
CO2: 0.0 % vol

Clock Time	Static (in H2O)	TC (Deg F)	Raw DP (in H2O)	SQRT DP (in H2O)	EO (ppm v)	Water (% vol)	Ps (in Hg)	Ts (deg R)	Vs (fps)	Qact (acfm)	Qstd (scfh)	EO Em (lb/hr)	EO Total (lbs)
3/11/20 10:11	10.20	65.2	0.385	0.6208	0.041	0.850	30.05	525.22	34.77	33176	2,009,780	0.010	0.015711
3/11/20 10:12	10.20	65.4	0.400	0.6328	0.022	0.849	30.05	525.37	35.44	33819	2,048,166	0.005	0.015797
3/11/20 10:13	10.20	65.7	0.298	0.5457	0.096	0.846	30.05	525.67	30.57	29171	1,765,640	0.019	0.016121
3/11/20 10:14	10.20	64.2	0.284	0.5332	0.102	0.844	30.05	524.17	29.83	28463	1,727,717	0.020	0.016456
3/11/20 10:15	10.20	64.9	0.421	0.6487	0.117	0.841	30.05	524.93	36.32	34656	2,100,566	0.028	0.016926
3/11/20 10:16	10.20	64.9	0.284	0.5325	0.154	0.840	30.05	524.88	29.81	28446	1,724,375	0.030	0.017432
3/11/20 10:17	10.20	62.2	0.343	0.5853	0.189	0.839	30.05	522.20	32.68	31186	1,900,164	0.041	0.018115
3/11/20 10:18	10.20	64.7	0.452	0.6720	0.180	0.837	30.05	524.67	37.61	35887	2,176,312	0.045	0.018860
3/11/20 10:19	10.20	64.8	0.402	0.6338	0.206	0.837	30.05	524.78	35.48	33854	2,052,553	0.048	0.019667
3/11/20 10:20	10.20	64.8	0.161	0.4013	0.181	0.835	30.05	524.79	22.46	21437	1,299,724	0.027	0.020115
3/11/20 10:21	10.20	65.0	0.179	0.4234	0.164	0.833	30.05	525.03	23.70	22619	1,370,775	0.026	0.020543
3/11/20 10:22	10.20	65.1	0.159	0.3987	0.162	0.833	30.05	525.10	22.32	21302	1,290,727	0.024	0.020942
3/11/20 10:23	10.20	65.6	0.309	0.5556	0.168	0.833	30.05	525.61	31.12	29697	1,797,705	0.034	0.021516
3/11/20 10:24	10.20	65.6	0.355	0.5955	0.135	0.832	30.05	525.63	33.36	31831	1,926,835	0.030	0.022010
3/11/20 10:25	10.20	65.7	0.491	0.7010	0.115	0.829	30.05	525.73	39.27	37473	2,267,904	0.030	0.022506
3/11/20 10:26	10.20	64.9	0.256	0.5057	0.101	0.827	30.05	524.94	28.31	27016	1,637,484	0.019	0.022821
3/11/20 10:27	10.20	64.1	0.385	0.6207	0.090	0.825	30.05	524.15	34.72	33130	2,011,120	0.021	0.023165
3/11/20 10:28	10.20	64.3	0.217	0.4662	0.091	0.824	30.05	524.35	26.08	24890	1,510,310	0.016	0.023427
3/11/20 10:29	10.20	63.4	0.724	0.8511	0.085	0.823	30.05	523.40	47.57	45398	2,759,756	0.027	0.023875
3/11/20 10:30	10.20	64.6	0.517	0.7189	0.069	0.821	30.05	524.63	40.23	38390	2,328,281	0.018	0.024181
3/11/20 10:31	10.20	63.3	0.197	0.4437	0.095	0.818	30.05	523.25	24.80	23662	1,438,801	0.016	0.024442
3/11/20 10:32	10.20	64.0	0.168	0.4099	0.056	0.816	30.05	524.04	22.93	21878	1,328,342	0.008	0.024583
3/11/20 10:33	10.20	65.1	0.548	0.7403	0.006	0.816	30.05	525.11	41.45	39550	2,396,404	0.002	0.024611
3/11/20 10:34	10.20	63.8	0.629	0.7931	0.000	0.809	30.05	523.82	44.35	42320	2,570,589	0.000	0.024611
3/11/20 10:35	10.20	64.5	0.383	0.6190	0.000	0.813	30.05	524.52	34.64	33051	2,004,897	0.000	0.024611
3/11/20 10:36	10.20	65.1	0.453	0.6732	0.013	0.810	30.05	525.07	37.69	35968	2,179,516	0.003	0.024663
3/11/20 10:37	10.20	63.7	0.248	0.4984	0.022	0.810	30.05	523.73	27.87	26591	1,615,415	0.004	0.024731
3/11/20 10:38	10.20	65.2	0.318	0.5639	0.047	0.814	30.05	525.23	31.57	30129	1,825,185	0.010	0.024893
3/11/20 10:39	10.20	66.3	0.257	0.5074	0.081	0.808	30.05	526.27	28.44	27138	1,640,755	0.015	0.025147
3/11/20 10:40	10.20	65.0	0.484	0.6954	0.072	0.809	30.05	524.98	38.93	37147	2,251,394	0.019	0.025456
3/11/20 10:41	10.20	66.2	0.315	0.5616	0.095	0.811	30.05	526.17	31.47	30034	1,816,155	0.020	0.025786
3/11/20 10:42	10.20	65.6	0.365	0.6039	0.150	0.812	30.05	525.65	33.83	32281	1,953,969	0.034	0.026345
3/11/20 10:43	10.20	65.5	0.353	0.5937	0.077	0.816	30.05	525.51	33.26	31734	1,921,373	0.017	0.026627
3/11/20 10:44	10.20	66.5	0.402	0.6337	0.130	0.811	30.05	526.46	35.52	33897	2,048,653	0.030	0.027134
3/11/20 10:45	10.20	65.7	0.415	0.6439	0.201	0.813	30.05	525.68	36.07	34419	2,083,274	0.048	0.027933
3/11/20 10:46	10.20	65.1	0.307	0.5541	0.175	0.816	30.05	525.08	31.02	29603	1,793,837	0.036	0.028532
3/11/20 10:47	10.20	65.3	0.280	0.5288	0.207	0.819	30.05	525.27	29.61	28256	1,711,585	0.040	0.029207
3/11/20 10:48	10.20	65.4	0.249	0.4985	0.187	0.819	30.05	525.36	27.92	26643	1,613,563	0.034	0.029781
3/11/20 10:49	10.20	66.3	0.492	0.7012	0.182	0.823	30.05	526.31	39.31	37509	2,267,581	0.047	0.030569
3/11/20 10:50	10.20	66.5	0.348	0.5900	0.159	0.824	30.05	526.46	33.07	31561	1,907,478	0.035	0.031148
3/11/20 10:51	10.20	66.7	0.391	0.6251	0.160	0.828	30.05	526.74	35.05	33450	2,020,556	0.037	0.031764
3/11/20 10:52	10.20	64.6	0.353	0.5945	0.136	0.829	30.05	524.63	33.27	31746	1,925,334	0.030	0.032263
3/11/20 10:53	10.20	65.7	0.323	0.5685	0.140	0.835	30.05	525.66	31.85	30390	1,839,452	0.029	0.032754
3/11/20 10:54	10.20	66.2	0.222	0.4717	0.092	0.835	30.05	526.21	26.44	25228	1,525,409	0.016	0.033021
3/11/20 10:55	10.20	66.1	0.459	0.6773	0.102	0.836	30.05	526.10	37.96	36223	2,190,673	0.026	0.033449
3/11/20 10:56	10.20	66.1	0.494	0.7026	0.085	0.840	30.05	526.06	39.37	37572	2,272,448	0.022	0.033816
3/11/20 10:57	10.20	66.3	0.229	0.4783	0.097	0.842	30.05	526.34	26.81	25583	1,546,521	0.017	0.034103
3/11/20 10:58	10.20	66.9	0.278	0.5270	0.077	0.842	30.05	526.93	29.56	28208	1,703,267	0.015	0.034352

Emission Calculations

Client: Medline
Location: Waukegan, IL
Source: Inlet #4
Date: 3/11/2020

As: 15.9043 sqft
Cp: 0.84
Barometric: 29.30 in Hg
O2: 20.9 % vol
CO2: 0.0 % vol

Clock Time	Static (in H2O)	TC (Deg F)	Raw DP (in H2O)	SQRT DP (in H2O)	EO (ppm v)	Water (% vol)	Ps (in Hg)	Ts (deg R)	Vs (fps)	Qact (acfm)	Qstd (scfh)	EO Em (lb/hr)	EO Total (lbs)
3/11/20 10:59	10.20	66.0	0.513	0.7162	0.065	0.841	30.05	525.99	40.14	38300	2,316,809	0.017	0.034641
3/11/20 11:00	10.20	64.9	0.117	0.3428	0.086	0.842	30.05	524.85	19.19	18310	1,109,978	0.011	0.034823
3/11/20 11:01	10.20	66.7	0.266	0.5158	0.071	0.840	30.05	526.68	28.92	27602	1,667,464	0.014	0.035048
3/11/20 11:02	10.20	66.0	0.239	0.4886	0.195	0.837	30.05	525.96	27.38	26128	1,580,598	0.035	0.035637
3/11/20 11:03	10.20	66.1	0.381	0.6175	0.170	0.834	30.05	526.07	34.60	33021	1,997,143	0.039	0.036283
3/11/20 11:04	10.20	66.1	0.155	0.3942	0.198	0.837	30.05	526.15	22.09	21084	1,274,988	0.029	0.036764
3/11/20 11:05	10.20	66.2	0.169	0.4109	0.258	0.832	30.05	526.21	23.03	21977	1,328,816	0.039	0.037418
3/11/20 11:06	10.20	66.3	0.628	0.7928	0.247	0.831	30.05	526.34	44.44	42406	2,563,455	0.072	0.038625
3/11/20 11:07	10.20	65.7	0.357	0.5979	0.246	0.832	30.05	525.73	33.49	31962	1,934,360	0.054	0.039532
3/11/20 11:08	10.20	66.9	0.423	0.6503	0.239	0.828	30.05	526.88	36.47	34801	2,101,608	0.057	0.040489
3/11/20 11:09	10.20	66.9	0.367	0.6061	0.255	0.829	30.05	526.90	33.99	32439	1,958,895	0.057	0.041442
3/11/20 11:10	10.20	66.9	0.356	0.5965	0.225	0.830	30.05	526.85	33.45	31923	1,927,877	0.050	0.042268
3/11/20 11:11	10.20	66.4	0.412	0.6419	0.194	0.830	30.05	526.44	35.99	34341	2,075,554	0.046	0.043037
3/11/20 11:12	10.20	67.3	0.375	0.6123	0.175	0.831	30.05	527.29	34.36	32784	1,978,227	0.040	0.043697
3/11/20 11:13	10.20	66.2	0.069	0.2628	0.126	0.831	30.05	526.23	14.73	14056	849,880	0.012	0.043902
3/11/20 11:14	10.20	65.5	0.393	0.6273	0.149	0.834	30.05	525.48	35.13	33526	2,030,005	0.035	0.044479
3/11/20 11:15	10.20	66.9	0.256	0.5064	0.117	0.834	30.05	526.91	28.40	27104	1,636,711	0.022	0.044846
3/11/20 11:16	10.20	66.5	0.736	0.8578	0.102	0.839	30.05	526.55	48.09	45894	2,773,234	0.032	0.045383
3/11/20 11:17	10.20	66.8	0.387	0.6218	0.078	0.838	30.05	526.85	34.87	33276	2,009,633	0.018	0.045683
3/11/20 11:18	10.20	66.5	0.255	0.5048	0.095	0.839	30.05	526.54	28.30	27010	1,632,166	0.018	0.045977
3/11/20 11:19	10.20	66.8	0.283	0.5320	0.081	0.839	30.05	526.78	29.83	28470	1,719,586	0.016	0.046242
3/11/20 11:20	10.20	65.6	0.240	0.4904	0.071	0.840	30.05	525.58	27.47	26213	1,586,887	0.013	0.046455
3/11/20 11:21	10.20	65.8	0.426	0.6529	0.061	0.836	30.05	525.78	36.58	34909	2,112,507	0.015	0.046700
3/11/20 11:22	10.20	65.4	0.445	0.6672	0.075	0.836	30.05	525.38	37.37	35659	2,159,539	0.019	0.047009
3/11/20 11:23	10.20	65.3	0.253	0.5029	0.073	0.833	30.05	525.25	28.16	26876	1,628,013	0.014	0.047235
3/11/20 11:24	10.20	66.9	0.274	0.5230	0.083	0.834	30.05	526.89	29.33	27992	1,690,359	0.016	0.047503
3/11/20 11:25	10.20	66.9	0.369	0.6076	0.079	0.834	30.05	526.87	34.08	32520	1,963,884	0.018	0.047798
3/11/20 11:26	10.20	66.1	0.371	0.6089	0.064	0.832	30.05	526.13	34.13	32567	1,969,490	0.014	0.048039
3/11/20 11:27	10.20	66.4	0.385	0.6202	0.074	0.832	30.05	526.39	34.77	33176	2,005,335	0.017	0.048321
3/11/20 11:28	10.20	66.8	0.381	0.6175	0.075	0.832	30.05	526.80	34.63	33047	1,995,967	0.017	0.048605
3/11/20 11:29	10.20	67.3	0.413	0.6430	0.060	0.833	30.05	527.33	36.08	34427	2,077,218	0.014	0.048841
3/11/20 11:30	10.20	68.1	0.231	0.4808	0.062	0.836	30.05	528.05	27.00	25763	1,552,324	0.011	0.049026
3/11/20 11:31	10.20	66.7	0.314	0.5603	0.054	0.832	30.05	526.70	31.42	29983	1,811,260	0.011	0.049212
3/11/20 11:32	10.20	65.4	0.255	0.5053	0.044	0.833	30.05	525.36	28.30	27004	1,635,470	0.008	0.049349
3/11/20 11:33	10.20	67.3	0.263	0.5126	0.039	0.834	30.05	527.25	28.76	27443	1,656,091	0.007	0.049474
3/11/20 11:34	10.20	67.8	0.284	0.5332	0.053	0.831	30.05	527.84	29.93	28561	1,721,620	0.010	0.049647
3/11/20 11:35	10.20	67.4	0.312	0.5583	0.066	0.831	30.05	527.36	31.33	29895	1,803,704	0.014	0.049875
3/11/20 11:36	10.20	67.1	0.243	0.4925	0.060	0.833	30.05	527.13	27.63	26367	1,591,507	0.011	0.050056
3/11/20 11:37	10.20	66.2	0.356	0.5965	0.061	0.831	30.05	526.24	33.44	31906	1,929,101	0.013	0.050281
3/11/20 11:38	10.20	66.0	0.192	0.4383	0.059	0.831	30.05	526.01	24.56	23440	1,417,840	0.009	0.050439
3/11/20 11:39	10.20	67.3	0.230	0.4796	0.062	0.833	30.05	527.30	26.91	25679	1,549,468	0.011	0.050622
3/11/20 11:40	10.20	67.5	0.719	0.8477	0.065	0.830	30.05	527.46	47.57	45391	2,738,061	0.020	0.050961
3/11/20 11:41	10.20	67.8	0.147	0.3834	0.058	0.832	30.05	527.79	21.52	20535	1,237,925	0.008	0.051098
3/11/20 11:42	10.20	67.0	0.176	0.4192	0.041	0.832	30.05	526.96	23.51	22436	1,354,667	0.006	0.051204
3/11/20 11:43	10.20	66.5	0.255	0.5054	0.033	0.830	30.05	526.53	28.34	27040	1,633,989	0.006	0.051306
3/11/20 11:44	10.20	65.8	0.170	0.4122	0.054	0.830	30.05	525.81	23.09	22038	1,333,593	0.008	0.051444
3/11/20 11:45	10.20	66.9	0.333	0.5770	0.030	0.830	30.05	526.91	32.36	30883	1,864,871	0.006	0.051551
3/11/20 11:46	10.20	63.2	0.224	0.4731	0.056	0.830	30.05	523.16	26.44	25229	1,534,382	0.010	0.051715

Emission Calculations

Client: Medline
Location: Waukegan, IL
Source: Inlet #4
Date: 3/11/2020

As: 15.9043 sqft
Cp: 0.84
Barometric: 29.30 in Hg
O2: 20.9 % vol
CO2: 0.0 % vol

Clock Time	Static (in H2O)	TC (Deg F)	Raw DP (in H2O)	SQRT DP (in H2O)	EO (ppm v)	Water (% vol)	Ps (in Hg)	Ts (deg R)	Vs (fps)	Qact (acfm)	Qstd (scfh)	EO Em (lb/hr)	EO Total (lbs)
3/11/20 11:47	10.20	65.5	0.350	0.5912	0.043	0.829	30.05	525.51	33.11	31600	1,913,260	0.009	0.051872
3/11/20 11:48	10.20	67.5	0.347	0.5889	0.043	0.830	30.05	527.50	33.05	31534	1,902,057	0.009	0.052028
3/11/20 11:49	10.20	66.7	0.596	0.7718	0.040	0.830	30.05	526.68	43.27	41295	2,494,715	0.011	0.052218
3/11/20 11:50	10.20	67.2	0.272	0.5218	0.056	0.830	30.05	527.22	29.28	27937	1,685,996	0.011	0.052397
3/11/20 11:51	10.20	67.4	0.299	0.5464	0.046	0.828	30.05	527.39	30.66	29256	1,764,989	0.009	0.052551
3/11/20 11:52	10.20	66.4	0.465	0.6819	0.029	0.831	30.05	526.35	38.23	36478	2,205,042	0.007	0.052673
3/11/20 11:53	10.20	66.3	0.449	0.6699	0.027	0.834	30.05	526.30	37.55	35835	2,166,425	0.007	0.052784
3/11/20 11:54	10.20	66.1	0.244	0.4936	0.027	0.834	30.05	526.06	27.66	26396	1,596,500	0.005	0.052865
3/11/20 11:55	10.20	65.7	0.256	0.5061	0.045	0.835	30.05	525.67	28.35	27054	1,637,542	0.008	0.053005
3/11/20 11:56	10.20	67.3	0.391	0.6250	0.045	0.837	30.05	527.32	35.07	33464	2,019,182	0.010	0.053178
3/11/20 11:57	10.20	67.6	0.176	0.4193	0.046	0.839	30.05	527.60	23.53	22455	1,354,159	0.007	0.053295
3/11/20 11:58	10.20	67.8	0.467	0.6836	0.056	0.841	30.05	527.83	38.37	36619	2,207,375	0.014	0.053532
3/11/20 11:59	10.20	67.8	0.365	0.6038	0.059	0.849	30.05	527.81	33.89	32343	1,949,696	0.013	0.053750
3/11/20 12:00	10.20	66.7	0.329	0.5735	0.051	0.852	30.05	526.67	32.16	30688	1,853,919	0.011	0.053931
3/11/20 12:01	10.20	62.2	0.317	0.5627	0.051	0.857	30.05	522.16	31.42	29984	1,827,063	0.011	0.054108
3/11/20 12:02	10.20	59.0	0.329	0.5736	0.054	0.860	30.05	519.03	31.93	30470	1,867,864	0.011	0.054299
3/11/20 12:03	10.20	62.7	0.666	0.8158	0.052	0.864	30.05	522.66	45.57	43488	2,647,364	0.016	0.054562
3/11/20 12:04	10.20	60.3	0.208	0.4556	0.040	0.870	30.05	520.30	25.40	24235	1,481,998	0.007	0.054676
3/11/20 12:05	10.20	57.6	0.175	0.4189	0.053	0.871	30.05	517.64	23.29	22221	1,365,877	0.008	0.054813
3/11/20 12:06	10.20	57.7	0.468	0.6839	0.048	0.872	30.05	517.70	38.02	36284	2,230,043	0.012	0.055019
3/11/20 12:07	10.20	60.5	0.203	0.4507	0.048	0.872	30.05	520.54	25.13	23978	1,465,646	0.008	0.055154
3/11/20 12:08	10.20	63.0	0.350	0.5912	0.046	0.870	30.05	523.03	33.04	31527	1,917,860	0.010	0.055324
3/11/20 12:09	10.20	63.6	0.256	0.5057	0.065	0.865	30.05	523.55	28.28	26982	1,639,763	0.012	0.055527
3/11/20 12:10	10.20	64.6	0.161	0.4008	0.068	0.864	30.05	524.55	22.43	21402	1,298,178	0.010	0.055695
3/11/20 12:11	10.20	63.2	0.415	0.6443	0.064	0.866	30.05	523.15	36.01	34363	2,089,946	0.015	0.055952
3/11/20 12:12	10.20	64.3	0.562	0.7495	0.051	0.866	30.05	524.35	41.94	40017	2,428,259	0.014	0.056190
3/11/20 12:13	10.20	64.5	0.320	0.5653	0.042	0.868	30.05	524.50	31.63	30187	1,831,212	0.009	0.056335
3/11/20 12:14	10.20	65.1	0.356	0.5963	0.031	0.867	30.05	525.14	33.39	31863	1,930,579	0.007	0.056447
3/11/20 12:15	10.20	65.6	0.363	0.6026	0.044	0.866	30.05	525.64	33.76	32215	1,950,013	0.010	0.056610
3/11/20 12:16	10.20	64.8	0.696	0.8344	0.048	0.861	30.05	524.81	46.71	44570	2,702,134	0.015	0.056856
3/11/20 12:17	10.20	66.0	0.387	0.6224	0.048	0.860	30.05	526.04	34.88	33283	2,013,154	0.011	0.057040
3/11/20 12:18	10.20	66.0	0.300	0.5478	0.043	0.856	30.05	526.04	30.70	29298	1,772,092	0.009	0.057185
3/11/20 12:19	10.20	65.6	0.238	0.4882	0.035	0.854	30.05	525.64	27.35	26098	1,579,738	0.006	0.057288
3/11/20 12:20	10.20	65.5	0.381	0.6176	0.045	0.852	30.05	525.50	34.59	33012	1,998,767	0.010	0.057459
3/11/20 12:21	10.20	65.7	0.164	0.4047	0.030	0.853	30.05	525.73	22.67	21635	1,309,345	0.005	0.057534
3/11/20 12:22	10.20	64.8	0.343	0.5855	0.031	0.850	30.05	524.84	32.78	31278	1,896,193	0.007	0.057647
3/11/20 12:23	10.20	66.2	0.309	0.5555	0.042	0.851	30.05	526.19	31.14	29711	1,796,550	0.009	0.057790
3/11/20 12:24	10.20	66.2	0.311	0.5573	0.042	0.847	30.05	526.24	31.24	29807	1,802,222	0.009	0.057934
3/11/20 12:25	10.20	67.1	0.579	0.7612	0.025	0.845	30.05	527.07	42.70	40747	2,459,766	0.007	0.058053
3/11/20 12:26	10.20	66.7	0.175	0.4186	0.027	0.840	30.05	526.66	23.47	22401	1,353,295	0.004	0.058123
3/11/20 12:27	10.20	66.1	0.283	0.5316	0.052	0.833	30.05	526.10	29.79	28430	1,719,393	0.010	0.058293
3/11/20 12:28	10.20	66.7	0.495	0.7034	0.033	0.831	30.05	526.67	39.44	37638	2,273,832	0.009	0.058437
3/11/20 12:29	10.20	67.9	0.447	0.6685	0.027	0.825	30.05	527.88	37.53	35809	2,158,356	0.007	0.058547
3/11/20 12:30	10.20	67.1	0.341	0.5839	0.033	0.825	30.05	527.13	32.76	31259	1,886,783	0.007	0.058664
3/11/20 12:31	10.20	66.7	0.214	0.4628	0.024	0.825	30.05	526.72	25.95	24765	1,495,989	0.004	0.058732
3/11/20 12:32	10.20	65.8	0.330	0.5747	0.020	0.822	30.05	525.83	32.20	30726	1,859,247	0.004	0.058802
3/11/20 12:33	10.20	65.9	0.107	0.3276	0.017	0.825	30.05	525.87	18.35	17515	1,059,734	0.002	0.058836
3/11/20 12:34	10.20	66.3	0.344	0.5868	0.027	0.819	30.05	526.29	32.89	31384	1,897,383	0.006	0.058933

Emission Calculations

Client: Medline
Location: Waukegan, IL
Source: Inlet #4
Date: 3/11/2020

As: 15.9043 sqft
Cp: 0.84
Barometric: 29.30 in Hg
O2: 20.9 % vol
CO2: 0.0 % vol

Clock Time	Static (in H2O)	TC (Deg F)	Raw DP (in H2O)	SQRT DP (in H2O)	EO (ppm v)	Water (% vol)	Ps (in Hg)	Ts (deg R)	Vs (fps)	Qact (acfm)	Qstd (scfh)	EO Em (lb/hr)	EO Total (lbs)
3/11/20 12:35	10.20	67.0	0.096	0.3101	0.016	0.819	30.05	527.04	17.39	16596	1,001,928	0.002	0.058964
3/11/20 12:36	10.20	66.4	0.338	0.5811	0.025	0.819	30.05	526.40	32.58	31087	1,879,010	0.005	0.059055
3/11/20 12:37	10.20	66.0	0.353	0.5945	0.031	0.820	30.05	525.95	33.31	31789	1,923,103	0.007	0.059167
3/11/20 12:38	10.20	67.6	0.546	0.7386	0.026	0.817	30.05	527.62	41.45	39556	2,385,423	0.007	0.059283
3/11/20 12:39	10.20	67.0	0.308	0.5548	0.022	0.817	30.05	527.01	31.12	29694	1,792,709	0.004	0.059358
3/11/20 12:40	10.20	67.9	0.328	0.5731	0.011	0.816	30.05	527.90	32.17	30700	1,850,337	0.002	0.059398
3/11/20 12:41	10.20	67.6	0.202	0.4496	0.018	0.815	30.05	527.60	25.23	24076	1,451,909	0.003	0.059449
3/11/20 12:42	10.20	67.3	0.534	0.7308	0.039	0.814	30.05	527.28	41.00	39126	2,360,941	0.010	0.059624
3/11/20 12:43	10.20	68.2	0.199	0.4466	0.029	0.813	30.05	528.22	25.08	23930	1,441,463	0.005	0.059702
3/11/20 12:44	10.20	67.5	0.453	0.6731	0.026	0.814	30.05	527.49	37.77	36042	2,173,981	0.007	0.059811
3/11/20 12:45	10.20	68.5	0.222	0.4711	0.007	0.813	30.05	528.46	26.46	25248	1,520,127	0.001	0.059831
3/11/20 12:46	10.20	68.3	0.382	0.6177	0.027	0.815	30.05	528.31	34.69	33104	1,993,672	0.006	0.059934
3/11/20 12:47	10.20	67.0	0.453	0.6729	0.029	0.813	30.05	527.01	37.74	36018	2,174,534	0.007	0.060054
3/11/20 12:48	10.20	66.0	0.307	0.5539	0.033	0.814	30.05	526.04	31.04	29617	1,791,424	0.007	0.060165
3/11/20 12:49	10.20	66.0	0.270	0.5193	0.029	0.816	30.05	526.00	29.10	27768	1,679,650	0.006	0.060259
3/11/20 12:50	10.20	66.0	0.557	0.7464	0.015	0.816	30.05	525.96	41.82	39909	2,414,278	0.004	0.060330
3/11/20 12:51	10.20	65.1	0.329	0.5734	0.023	0.814	30.05	525.05	32.10	30632	1,856,288	0.005	0.060411
3/11/20 12:52	10.20	65.2	0.324	0.5693	0.021	0.812	30.05	525.19	31.87	30416	1,842,691	0.004	0.060484
3/11/20 12:53	10.20	65.0	0.393	0.6267	0.029	0.817	30.05	524.99	35.09	33481	2,029,146	0.007	0.060596
3/11/20 12:54	10.20	64.3	0.370	0.6079	0.017	0.814	30.05	524.30	34.01	32456	1,969,611	0.004	0.060660
3/11/20 12:55	10.20	65.6	0.524	0.7239	0.027	0.815	30.05	525.62	40.55	38696	2,342,424	0.007	0.060782
3/11/20 12:56	10.20	62.4	0.289	0.5371	0.021	0.817	30.05	522.40	30.00	28624	1,743,399	0.004	0.060853
3/11/20 12:57	10.20	63.7	0.143	0.3779	0.012	0.815	30.05	523.75	21.13	20165	1,225,011	0.002	0.060882
3/11/20 12:58	10.20	63.8	0.299	0.5466	0.036	0.816	30.05	523.85	30.57	29169	1,771,700	0.007	0.061004
3/11/20 12:59	10.20	64.6	0.182	0.4266	0.031	0.817	30.05	524.62	23.88	22783	1,381,784	0.005	0.061084
3/11/20 13:00	10.20	63.4	0.420	0.6478	0.007	0.816	30.05	523.43	36.21	34556	2,100,540	0.002	0.061112
3/11/20 13:01	10.20	64.0	0.340	0.5827	0.032	0.817	30.05	524.01	32.59	31098	1,888,242	0.007	0.061226
3/11/20 13:02	10.20	63.6	0.385	0.6201	0.023	0.818	30.05	523.60	34.67	33084	2,010,408	0.005	0.061312
3/11/20 13:03	10.20	64.2	0.454	0.6740	0.023	0.821	30.05	524.22	37.71	35981	2,183,887	0.006	0.061410
3/11/20 13:04	10.20	64.7	0.434	0.6591	0.006	0.820	30.05	524.68	36.89	35202	2,134,688	0.002	0.061436
3/11/20 13:05	10.20	65.3	0.278	0.5270	0.020	0.821	30.05	525.27	29.51	28161	1,705,823	0.004	0.061499
3/11/20 13:06	10.20	65.5	0.637	0.7984	0.012	0.821	30.05	525.50	44.72	42671	2,583,618	0.004	0.061559
3/11/20 13:07	10.20	63.1	0.420	0.6483	0.018	0.822	30.05	523.08	36.22	34568	2,102,681	0.004	0.061632
3/11/20 13:08	10.20	63.3	0.390	0.6247	0.015	0.822	30.05	523.26	34.91	33317	2,025,928	0.004	0.061691
3/11/20 13:09	10.20	63.6	0.687	0.8291	0.001	0.822	30.05	523.57	46.35	44232	2,687,965	0.000	0.061698
3/11/20 13:10	10.20	64.0	0.377	0.6142	0.000	0.822	30.05	524.01	34.35	32782	1,990,502	0.000	0.061698
3/11/20 13:11	10.20	63.9	0.278	0.5277	0.010	0.825	30.05	523.94	29.51	28162	1,710,191	0.002	0.061729
3/11/20 13:12	10.20	64.1	0.392	0.6261	0.011	0.824	30.05	524.15	35.03	33423	2,028,901	0.002	0.061771
3/11/20 13:13	10.20	63.5	0.417	0.6459	0.009	0.826	30.05	523.46	36.11	34456	2,094,331	0.002	0.061807
3/11/20 13:14	10.20	64.3	0.302	0.5498	0.017	0.823	30.05	524.29	30.76	29352	1,781,300	0.003	0.061865
3/11/20 13:15	10.20	64.5	0.207	0.4549	0.006	0.822	30.05	524.47	25.45	24288	1,473,466	0.001	0.061880
3/11/20 13:16	10.20	64.4	0.502	0.7082	0.030	0.822	30.05	524.41	39.63	37813	2,294,231	0.008	0.062011
3/11/20 13:17	10.20	63.8	0.588	0.7666	0.040	0.825	30.05	523.77	42.87	40907	2,485,016	0.011	0.062198
3/11/20 13:18	10.20	64.9	0.374	0.6112	0.041	0.821	30.05	524.94	34.21	32647	1,978,830	0.009	0.062353
3/11/20 13:19	10.20	64.9	0.436	0.6603	0.028	0.822	30.05	524.90	36.96	35269	2,137,887	0.007	0.062465
3/11/20 13:20	10.20	64.6	0.299	0.5466	0.044	0.821	30.05	524.59	30.59	29191	1,770,479	0.009	0.062614
3/11/20 13:21	10.20	64.3	0.171	0.4139	0.032	0.820	30.05	524.26	23.15	22096	1,340,998	0.005	0.062696
3/11/20 13:22	10.20	65.2	0.130	0.3603	0.023	0.822	30.05	525.23	20.17	19250	1,166,112	0.003	0.062746

Emission Calculations

Client: Medline
Location: Waukegan, IL
Source: Inlet #4
Date: 3/11/2020

As: 15.9043 sqft
Cp: 0.84
Barometric: 29.30 in Hg
O2: 20.9 % vol
CO2: 0.0 % vol

Clock Time	Static (in H2O)	TC (Deg F)	Raw DP (in H2O)	SQRT DP (in H2O)	EO (ppm v)	Water (% vol)	Ps (in Hg)	Ts (deg R)	Vs (fps)	Qact (acfm)	Qstd (scfh)	EO Em (lb/hr)	EO Total (lbs)
3/11/20 13:23	10.20	65.2	0.423	0.6504	0.056	0.821	30.05	525.24	36.42	34754	2,105,334	0.014	0.062972
3/11/20 13:24	10.20	64.6	0.466	0.6825	0.030	0.823	30.05	524.57	38.19	36444	2,210,511	0.008	0.063098
3/11/20 13:25	10.20	65.1	0.197	0.4434	0.028	0.823	30.05	525.09	24.82	23688	1,435,330	0.005	0.063175
3/11/20 13:26	10.20	64.4	0.315	0.5612	0.035	0.821	30.05	524.40	31.40	29965	1,818,099	0.007	0.063297
3/11/20 13:27	10.20	64.8	0.372	0.6101	0.055	0.821	30.05	524.76	34.15	32584	1,975,633	0.012	0.063502
3/11/20 13:28	10.20	65.3	0.383	0.6190	0.041	0.819	30.05	525.33	34.66	33077	2,003,352	0.009	0.063659
3/11/20 13:29	10.20	64.6	0.254	0.5041	0.034	0.820	30.05	524.65	28.21	26923	1,632,754	0.006	0.063765
3/11/20 13:30	10.20	64.4	0.392	0.6257	0.050	0.819	30.05	524.45	35.01	33410	2,026,963	0.012	0.063957
3/11/20 13:31	10.20	64.9	0.276	0.5257	0.061	0.819	30.05	524.90	29.42	28079	1,702,027	0.012	0.064156
3/11/20 13:32	10.20	64.9	0.134	0.3656	0.047	0.818	30.05	524.87	20.46	19528	1,183,768	0.006	0.064261
3/11/20 13:33	10.20	65.2	0.299	0.5471	0.043	0.816	30.05	525.18	30.63	29230	1,770,882	0.009	0.064406
3/11/20 13:34	10.20	65.0	0.446	0.6676	0.042	0.816	30.05	525.05	37.38	35668	2,161,438	0.010	0.064577
3/11/20 13:35	10.20	65.9	0.138	0.3717	0.049	0.816	30.05	525.91	20.83	19875	1,202,454	0.007	0.064690
3/11/20 13:36	10.20	65.6	0.338	0.5812	0.046	0.814	30.05	525.55	32.55	31064	1,880,688	0.010	0.064855
3/11/20 13:37	10.20	65.1	0.228	0.4776	0.043	0.817	30.05	525.06	26.74	25514	1,546,120	0.008	0.064983
3/11/20 13:38	10.20	65.3	0.224	0.4734	0.063	0.812	30.05	525.29	26.51	25295	1,532,144	0.011	0.065167
3/11/20 13:39	10.20	64.7	0.242	0.4916	0.036	0.808	30.05	524.66	27.51	26254	1,592,172	0.007	0.065275
3/11/20 13:40	10.20	65.1	0.307	0.5542	0.043	0.805	30.05	525.06	31.03	29609	1,794,230	0.009	0.065423
3/11/20 13:41	10.20	66.2	0.208	0.4561	0.021	0.806	30.05	526.23	25.57	24396	1,475,075	0.004	0.065482
3/11/20 13:42	10.20	65.2	0.228	0.4778	0.055	0.804	30.05	525.22	26.75	25531	1,546,653	0.010	0.065644
3/11/20 13:43	10.20	65.8	0.234	0.4836	0.013	0.802	30.05	525.76	27.09	25850	1,564,392	0.002	0.065683
3/11/20 13:44	10.20	65.8	0.223	0.4723	0.053	0.803	30.05	525.81	26.46	25248	1,527,778	0.009	0.065836
3/11/20 13:45	10.20	65.5	0.378	0.6148	0.038	0.803	30.05	525.51	34.43	32859	1,989,459	0.009	0.065981
3/11/20 13:46	10.20	66.0	0.420	0.6478	0.039	0.798	30.05	525.98	36.30	34638	2,095,329	0.009	0.066138
3/11/20 13:47	10.20	65.3	0.334	0.5776	0.028	0.802	30.05	525.30	32.34	30865	1,869,514	0.006	0.066238
3/11/20 13:48	10.20	65.2	0.171	0.4137	0.031	0.803	30.05	525.17	23.16	22102	1,339,038	0.005	0.066317
3/11/20 13:49	10.20	65.8	0.514	0.7167	0.046	0.802	30.05	525.78	40.15	38314	2,318,603	0.012	0.066520
3/11/20 13:50	10.20	64.6	0.433	0.6580	0.028	0.806	30.05	524.64	36.82	35137	2,130,967	0.007	0.066634
3/11/20 13:51	10.20	65.1	0.447	0.6689	0.017	0.806	30.05	525.07	37.45	35736	2,165,490	0.004	0.066703
3/11/20 13:52	10.20	66.0	0.256	0.5064	0.029	0.806	30.05	525.97	28.38	27078	1,638,016	0.005	0.066795
3/11/20 13:53	10.20	66.4	0.388	0.6227	0.020	0.805	30.05	526.42	34.91	33312	2,013,467	0.005	0.066871
3/11/20 13:54	10.20	66.0	0.372	0.6101	0.014	0.806	30.05	526.01	34.19	32622	1,973,277	0.003	0.066924
3/11/20 13:55	10.20	65.7	0.526	0.7256	0.045	0.805	30.05	525.67	40.64	38785	2,347,578	0.012	0.067123
3/11/20 13:56	10.20	66.0	0.274	0.5235	0.061	0.803	30.05	525.99	29.33	27993	1,693,317	0.012	0.067318
3/11/20 13:57	10.20	65.8	0.172	0.4150	0.060	0.803	30.05	525.83	23.25	22188	1,342,589	0.009	0.067471
3/11/20 13:58	10.20	66.1	0.302	0.5493	0.046	0.803	30.05	526.08	30.78	29372	1,776,448	0.009	0.067628
3/11/20 13:59	10.20	65.7	0.356	0.5968	0.037	0.803	30.05	525.71	33.43	31905	1,930,995	0.008	0.067763
3/11/20 14:00	10.20	64.7	0.178	0.4215	0.027	0.803	30.05	524.71	23.59	22511	1,365,054	0.004	0.067834
3/11/20 14:01	10.20	65.7	0.293	0.5415	0.022	0.804	30.05	525.70	30.34	28949	1,752,115	0.004	0.067907
3/11/20 14:02	10.20	65.9	0.577	0.7595	0.029	0.804	30.05	525.92	42.56	40611	2,456,916	0.008	0.068041
3/11/20 14:03	10.20	66.1	0.244	0.4936	0.048	0.801	30.05	526.12	27.66	26398	1,596,470	0.009	0.068188
3/11/20 14:04	10.20	65.5	0.269	0.5185	0.053	0.804	30.05	525.46	29.04	27709	1,677,820	0.010	0.068356
3/11/20 14:05	10.20	66.3	0.275	0.5241	0.037	0.805	30.05	526.26	29.38	28033	1,694,893	0.007	0.068477
3/11/20 14:06	10.20	65.2	0.216	0.4647	0.027	0.806	30.05	525.18	26.02	24829	1,504,210	0.005	0.068553
3/11/20 14:07	10.20	66.3	0.332	0.5758	0.014	0.804	30.05	526.33	32.28	30799	1,861,871	0.003	0.068603
3/11/20 14:08	10.20	65.9	0.538	0.7333	0.000	0.808	30.05	525.87	41.08	39206	2,372,138	0.000	0.068603
3/11/20 14:09	10.20	66.9	0.264	0.5141	0.016	0.808	30.05	526.88	28.83	27510	1,661,302	0.003	0.068652
3/11/20 14:10	10.20	66.3	0.510	0.7140	0.043	0.807	30.05	526.29	40.02	38190	2,308,829	0.011	0.068841

Emission Calculations

Client: Medline
Location: Waukegan, IL
Source: Inlet #4
Date: 3/11/2020

As: 15.9043 sqft
Cp: 0.84
Barometric: 29.30 in Hg
O2: 20.9 % vol
CO2: 0.0 % vol

Clock Time	Static (in H2O)	TC (Deg F)	Raw DP (in H2O)	SQRT DP (in H2O)	EO (ppm v)	Water (% vol)	Ps (in Hg)	Ts (deg R)	Vs (fps)	Qact (acfm)	Qstd (scfh)	EO Em (lb/hr)	EO Total (lbs)
3/11/20 14:11	10.20	66.9	0.128	0.3583	0.030	0.808	30.05	526.89	20.09	19175	1,157,906	0.004	0.068908
3/11/20 14:12	10.20	65.8	0.306	0.5530	0.027	0.808	30.05	525.85	30.98	29566	1,788,965	0.006	0.069001
3/11/20 14:13	10.20	65.9	0.322	0.5671	0.025	0.806	30.05	525.91	31.78	30322	1,834,510	0.005	0.069088
3/11/20 14:14	10.20	66.0	0.415	0.6440	0.020	0.807	30.05	526.00	36.09	34438	2,083,129	0.005	0.069168
3/11/20 14:15	10.20	66.4	0.127	0.3561	0.000	0.808	30.05	526.39	19.96	19046	1,151,260	0.000	0.069168
3/11/20 14:16	10.20	66.8	0.304	0.5514	0.019	0.807	30.05	526.81	30.92	29507	1,782,124	0.004	0.069231
3/11/20 14:17	10.20	66.2	0.522	0.7225	0.046	0.809	30.05	526.23	40.50	38643	2,336,491	0.012	0.069436
3/11/20 14:18	10.20	66.5	0.188	0.4341	0.016	0.807	30.05	526.47	24.34	23225	1,403,615	0.003	0.069480
3/11/20 14:19	10.20	65.4	0.578	0.7602	0.009	0.807	30.05	525.35	42.57	40622	2,460,266	0.003	0.069524
3/11/20 14:20	10.20	66.4	0.356	0.5964	0.025	0.807	30.05	526.40	33.43	31903	1,928,328	0.006	0.069617
3/11/20 14:21	10.20	66.4	0.814	0.9021	0.039	0.806	30.05	526.36	50.56	48251	2,916,735	0.013	0.069833
3/11/20 14:22	10.20	66.2	0.498	0.7056	0.014	0.804	30.05	526.24	39.55	37740	2,281,840	0.004	0.069895
3/11/20 14:23	10.20	67.0	0.359	0.5992	0.055	0.804	30.05	526.95	33.60	32067	1,936,234	0.012	0.070097
3/11/20 14:24	10.20	66.2	0.287	0.5359	0.027	0.804	30.05	526.16	30.04	28662	1,733,232	0.005	0.070187
3/11/20 14:25	10.20	65.6	0.272	0.5216	0.046	0.804	30.05	525.61	29.22	27883	1,687,875	0.009	0.070337
3/11/20 14:26	10.20	65.7	0.186	0.4308	0.045	0.805	30.05	525.65	24.13	23030	1,394,016	0.007	0.070457
3/11/20 14:27	10.20	65.1	0.475	0.6895	0.049	0.804	30.05	525.13	38.60	36837	2,231,939	0.013	0.070666
3/11/20 14:28	10.20	65.5	0.534	0.7310	0.035	0.804	30.05	525.49	40.94	39069	2,365,550	0.009	0.070823
3/11/20 14:29	10.20	66.8	0.443	0.6658	0.057	0.803	30.05	526.83	37.34	35630	2,151,888	0.014	0.071057
3/11/20 14:30	10.20	66.6	0.231	0.4803	0.045	0.803	30.05	526.61	26.93	25696	1,552,551	0.008	0.071189
3/11/20 14:31	10.20	66.8	0.174	0.4171	0.075	0.802	30.05	526.80	23.39	22321	1,348,165	0.012	0.071383
3/11/20 14:32	10.20	66.8	0.158	0.3981	0.062	0.804	30.05	526.81	22.32	21303	1,286,648	0.009	0.071535
3/11/20 14:33	10.20	66.7	0.568	0.7536	0.066	0.800	30.05	526.73	42.26	40323	2,435,765	0.019	0.071843
3/11/20 14:34	10.20	67.1	0.408	0.6388	0.083	0.800	30.05	527.08	35.83	34193	2,064,125	0.020	0.072170
3/11/20 14:35	10.20	66.7	0.368	0.6063	0.072	0.798	30.05	526.67	33.99	32438	1,959,696	0.016	0.072440
3/11/20 14:36	10.20	66.9	0.199	0.4463	0.097	0.799	30.05	526.92	25.03	23886	1,442,365	0.016	0.072708
3/11/20 14:37	10.20	67.1	0.142	0.3773	0.087	0.802	30.05	527.09	21.16	20194	1,219,003	0.012	0.072911
3/11/20 14:38	10.20	67.4	0.526	0.7250	0.089	0.801	30.05	527.40	40.68	38815	2,341,708	0.024	0.073310
3/11/20 14:39	10.20	67.3	0.339	0.5826	0.093	0.801	30.05	527.32	32.69	31192	1,882,118	0.020	0.073642
3/11/20 14:40	10.20	67.0	0.273	0.5226	0.121	0.802	30.05	527.03	29.31	27972	1,688,749	0.023	0.074033
3/11/20 14:41	10.20	66.5	0.161	0.4014	0.113	0.801	30.05	526.50	22.50	21472	1,297,609	0.017	0.074312
3/11/20 14:42	10.20	66.6	0.287	0.5353	0.073	0.799	30.05	526.56	30.01	28638	1,730,426	0.014	0.074553
3/11/20 14:43	10.20	67.1	0.380	0.6165	0.081	0.801	30.05	527.15	34.58	33000	1,991,793	0.018	0.074861
3/11/20 14:44	10.20	66.4	0.347	0.5891	0.089	0.801	30.05	526.38	33.02	31513	1,904,826	0.019	0.075185
3/11/20 14:45	10.20	67.1	0.251	0.5010	0.090	0.802	30.05	527.13	28.10	26817	1,618,696	0.017	0.075462
3/11/20 14:46	10.20	66.2	0.384	0.6198	0.095	0.804	30.05	526.25	34.74	33149	2,004,247	0.022	0.075824
3/11/20 14:47	10.20	67.0	0.239	0.4886	0.090	0.803	30.05	526.98	27.40	26151	1,578,955	0.016	0.076094
3/11/20 14:48	10.20	67.5	0.166	0.4069	0.081	0.802	30.05	527.48	22.84	21791	1,314,412	0.012	0.076298
3/11/20 14:49	10.20	67.2	0.471	0.6864	0.090	0.805	30.05	527.15	38.50	36741	2,217,611	0.023	0.076679
3/11/20 14:50	10.20	67.3	0.070	0.2643	0.079	0.804	30.05	527.30	14.83	14148	853,691	0.008	0.076808
3/11/20 14:51	10.20	68.5	0.562	0.7494	0.086	0.801	30.05	528.45	42.09	40166	2,418,341	0.024	0.077206
3/11/20 14:52	10.20	68.5	0.234	0.4837	0.087	0.801	30.05	528.54	27.17	25927	1,560,790	0.016	0.077464
3/11/20 14:53	10.20	68.5	0.324	0.5690	0.086	0.806	30.05	528.54	31.96	30496	1,835,864	0.018	0.077764
3/11/20 14:54	10.20	67.5	0.241	0.4905	0.063	0.804	30.05	527.49	27.52	26263	1,584,129	0.011	0.077955
3/11/20 14:55	10.20	67.2	0.214	0.4631	0.069	0.802	30.05	527.25	25.98	24791	1,496,026	0.012	0.078152
3/11/20 14:56	10.20	68.0	0.382	0.6177	0.055	0.804	30.05	528.01	34.68	33092	1,994,102	0.013	0.078362
3/11/20 14:57	10.20	68.2	0.347	0.5890	0.049	0.802	30.05	528.19	33.07	31561	1,901,200	0.011	0.078539
3/11/20 14:58	10.20	68.3	0.362	0.6014	0.064	0.801	30.05	528.30	33.77	32229	1,941,021	0.014	0.078777

Emission Calculations

Client: Medline
Location: Waukegan, IL
Source: Inlet #4
Date: 3/11/2020

As: 15.9043 sqft
Cp: 0.84
Barometric: 29.30 in Hg
O2: 20.9 % vol
CO2: 0.0 % vol

Clock Time	Static (in H2O)	TC (Deg F)	Raw DP (in H2O)	SQRT DP (in H2O)	EO (ppm v)	Water (% vol)	Ps (in Hg)	Ts (deg R)	Vs (fps)	Qact (acfm)	Qstd (scfh)	EO Em (lb/hr)	EO Total (lbs)
3/11/20 14:59	10.20	67.3	0.299	0.5468	0.069	0.801	30.05	527.30	30.68	29275	1,766,498	0.014	0.079010
3/11/20 15:00	10.20	68.0	0.194	0.4409	0.054	0.801	30.05	528.04	24.75	23619	1,423,219	0.009	0.079157
3/11/20 15:01	10.20	68.8	0.275	0.5245	0.058	0.801	30.05	528.75	29.46	28117	1,691,919	0.011	0.079342
3/11/20 15:02	10.20	68.4	0.474	0.6884	0.055	0.802	30.05	528.41	38.66	36893	2,221,513	0.014	0.079574
3/11/20 15:03	10.20	67.6	0.422	0.6494	0.066	0.802	30.05	527.60	36.44	34776	2,097,237	0.016	0.079838
3/11/20 15:04	10.20	68.6	0.482	0.6944	0.080	0.802	30.05	528.62	39.01	37225	2,240,584	0.021	0.080181
3/11/20 15:05	10.20	68.3	0.034	0.1840	0.078	0.804	30.05	528.27	10.33	9858	593,759	0.005	0.080269
3/11/20 15:06	10.20	68.4	0.633	0.7959	0.072	0.806	30.05	528.38	44.70	42654	2,568,519	0.021	0.080622
3/11/20 15:07	10.20	65.6	0.231	0.4801	0.060	0.806	30.05	525.65	26.89	25664	1,553,449	0.011	0.080799
3/11/20 15:08	10.20	67.3	0.463	0.6805	0.089	0.808	30.05	527.34	38.18	36432	2,198,132	0.022	0.081173
3/11/20 15:09	10.20	67.1	0.496	0.7042	0.061	0.807	30.05	527.13	39.50	37696	2,275,314	0.016	0.081440
3/11/20 15:10	10.20	68.1	0.257	0.5071	0.098	0.810	30.05	528.11	28.47	27172	1,637,051	0.018	0.081746
3/11/20 15:11	10.20	67.9	0.388	0.6226	0.099	0.806	30.05	527.94	34.95	33351	2,010,020	0.023	0.082125
3/11/20 15:12	10.20	67.5	0.600	0.7747	0.108	0.812	30.05	527.45	43.47	41481	2,502,262	0.031	0.082639
3/11/20 15:13	10.20	68.0	0.234	0.4842	0.078	0.815	30.05	527.98	27.19	25942	1,563,324	0.014	0.082870
3/11/20 15:14	10.20	67.8	0.282	0.5311	0.093	0.816	30.05	527.82	29.81	28451	1,715,043	0.018	0.083174
3/11/20 15:15	10.20	67.5	0.580	0.7617	0.090	0.815	30.05	527.50	42.74	40785	2,460,106	0.025	0.083594
3/11/20 15:16	10.20	67.8	0.165	0.4065	0.098	0.815	30.05	527.78	22.82	21773	1,312,605	0.015	0.083839
3/11/20 15:17	10.20	68.8	0.490	0.6998	0.103	0.815	30.05	528.76	39.32	37518	2,257,613	0.026	0.084280
3/11/20 15:18	10.20	67.3	0.407	0.6383	0.089	0.816	30.05	527.29	35.81	34174	2,062,112	0.021	0.084631
3/11/20 15:19	10.20	68.4	0.319	0.5649	0.058	0.816	30.05	528.44	31.73	30279	1,823,103	0.012	0.084831
3/11/20 15:20	10.20	68.1	0.171	0.4132	0.089	0.816	30.05	528.08	23.20	22141	1,334,022	0.014	0.085058
3/11/20 15:21	10.20	68.3	0.139	0.3734	0.082	0.813	30.05	528.26	20.97	20007	1,205,068	0.011	0.085247
3/11/20 15:22	10.20	68.2	0.397	0.6303	0.083	0.812	30.05	528.21	35.39	33772	2,034,337	0.019	0.085568
3/11/20 15:23	10.20	68.2	0.387	0.6220	0.067	0.810	30.05	528.16	34.93	33329	2,007,816	0.015	0.085823
3/11/20 15:24	10.20	68.6	0.296	0.5440	0.061	0.811	30.05	528.55	30.55	29157	1,755,173	0.012	0.086027
3/11/20 15:25	10.20	68.1	0.363	0.6026	0.033	0.812	30.05	528.14	33.84	32290	1,945,324	0.007	0.086148
3/11/20 15:26	10.20	68.7	0.281	0.5298	0.039	0.811	30.05	528.66	29.76	28400	1,709,236	0.008	0.086276
3/11/20 15:27	10.20	67.5	0.310	0.5565	0.038	0.811	30.05	527.46	31.23	29797	1,797,415	0.008	0.086405
3/11/20 15:28	10.20	67.9	0.369	0.6073	0.049	0.813	30.05	527.87	34.09	32531	1,960,803	0.011	0.086589
3/11/20 15:29	10.20	67.5	0.320	0.5657	0.038	0.814	30.05	527.47	31.74	30292	1,827,276	0.008	0.086720
3/11/20 15:30	10.20	69.4	0.251	0.5014	0.037	0.816	30.05	529.44	28.19	26897	1,616,413	0.007	0.086835
3/11/20 15:31	10.20	68.3	0.275	0.5242	0.012	0.816	30.05	528.26	29.44	28092	1,692,019	0.002	0.086872
3/11/20 15:32	10.20	68.3	0.321	0.5663	0.002	0.813	30.05	528.33	31.80	30347	1,827,571	0.000	0.086878
3/11/20 15:33	10.20	68.3	0.394	0.6274	0.016	0.816	30.05	528.33	35.24	33625	2,024,983	0.004	0.086941
3/11/20 15:34	10.20	68.8	0.361	0.6011	0.012	0.818	30.05	528.84	33.78	32231	1,939,165	0.003	0.086986
3/11/20 15:35	10.20	68.5	0.316	0.5622	0.005	0.816	30.05	528.52	31.58	30131	1,813,961	0.001	0.087004
3/11/20 15:36	10.20	68.7	0.322	0.5672	0.004	0.814	30.05	528.69	31.86	30407	1,829,958	0.001	0.087018
3/11/20 15:37	10.20	68.2	0.315	0.5614	0.000	0.813	30.05	528.20	31.52	30079	1,811,924	0.000	0.087018
3/11/20 15:38	10.20	68.0	0.389	0.6235	0.002	0.813	30.05	528.00	35.00	33402	2,012,791	0.001	0.087027
3/11/20 15:39	10.20	68.8	0.183	0.4276	0.000	0.811	30.05	528.80	24.02	22924	1,379,359	0.000	0.087027
3/11/20 15:40	10.20	68.0	0.407	0.6376	0.000	0.810	30.05	527.97	35.80	34158	2,058,522	0.000	0.087027
3/11/20 15:41	10.20	68.7	0.560	0.7485	0.000	0.813	30.05	528.72	42.05	40128	2,414,848	0.000	0.087027
3/11/20 15:42	10.20	67.5	0.256	0.5064	0.018	0.813	30.05	527.55	28.42	27120	1,635,649	0.003	0.087083
3/11/20 15:43	10.20	68.3	0.438	0.6618	0.011	0.811	30.05	528.28	37.17	35467	2,136,115	0.003	0.087128
3/11/20 15:44	10.20	67.9	0.561	0.7492	0.000	0.811	30.05	527.91	42.06	40135	2,418,966	0.000	0.087128
3/11/20 15:45	10.20	67.9	0.181	0.4256	0.016	0.809	30.05	527.88	23.89	22800	1,374,285	0.002	0.087169
3/11/20 15:46	10.20	69.2	0.444	0.6663	0.014	0.811	30.05	529.16	37.45	35735	2,148,700	0.004	0.087229

Emission Calculations

Client: Medline
Location: Waukegan, IL
Source: Inlet #4
Date: 3/11/2020

As: 15.9043 sqft
Cp: 0.84
Barometric: 29.30 in Hg
O2: 20.9 % vol
CO2: 0.0 % vol

Clock Time	Static (in H2O)	TC (Deg F)	Raw DP (in H2O)	SQRT DP (in H2O)	EO (ppm v)	Water (% vol)	Ps (in Hg)	Ts (deg R)	Vs (fps)	Qact (acfm)	Qstd (scfh)	EO Em (lb/hr)	EO Total (lbs)
3/11/20 15:47	10.20	68.4	0.328	0.5728	0.019	0.809	30.05	528.37	32.17	30697	1,848,554	0.004	0.087297
3/11/20 15:48	10.20	68.8	0.401	0.6333	0.013	0.809	30.05	528.78	35.58	33952	2,042,962	0.003	0.087347
3/11/20 15:49	10.20	68.5	0.312	0.5587	0.025	0.808	30.05	528.50	31.38	29944	1,802,776	0.005	0.087434
3/11/20 15:50	10.20	68.5	0.461	0.6789	0.030	0.808	30.05	528.50	38.13	36388	2,190,694	0.007	0.087557
3/11/20 15:51	10.20	69.3	0.377	0.6137	0.037	0.806	30.05	529.26	34.49	32916	1,978,831	0.008	0.087696
3/11/20 15:52	10.20	70.9	0.354	0.5950	0.034	0.806	30.05	530.93	33.49	31962	1,915,405	0.008	0.087821
3/11/20 15:53	10.20	70.7	0.478	0.6914	0.028	0.805	30.05	530.73	38.92	37136	2,226,310	0.007	0.087940
3/11/20 15:54	10.20	69.8	0.503	0.7094	0.035	0.805	30.05	529.84	39.90	38070	2,286,149	0.009	0.088092
3/11/20 15:55	10.20	70.3	0.728	0.8531	0.011	0.805	30.05	530.29	47.99	45800	2,748,013	0.003	0.088150
3/11/20 15:56	10.20	71.9	0.426	0.6526	0.016	0.804	30.05	531.94	36.77	35091	2,098,985	0.004	0.088216
3/11/20 15:57	10.20	71.5	0.518	0.7194	0.000	0.802	30.05	531.53	40.52	38668	2,314,686	0.000	0.088216
3/11/20 15:58	10.20	71.0	0.362	0.6020	0.025	0.804	30.05	531.03	33.89	32342	1,937,828	0.006	0.088308
3/11/20 15:59	10.20	72.5	0.554	0.7443	0.018	0.803	30.05	532.48	41.96	40042	2,392,637	0.005	0.088392
3/11/20 16:00	10.20	71.5	0.417	0.6457	0.028	0.805	30.05	531.45	36.37	34705	2,077,772	0.007	0.088502
3/11/20 16:01	10.20	71.7	0.264	0.5138	0.006	0.804	30.05	531.68	28.94	27619	1,652,825	0.001	0.088522
3/11/20 16:02	10.20	70.6	0.346	0.5878	0.002	0.803	30.05	530.59	33.08	31568	1,893,015	0.000	0.088530
3/11/20 16:03	10.20	70.2	0.471	0.6863	0.000	0.803	30.05	530.25	38.61	36847	2,211,017	0.000	0.088530
3/11/20 16:04	10.20	71.3	0.263	0.5129	0.000	0.803	30.05	531.28	28.88	27563	1,650,691	0.000	0.088530
3/11/20 16:05	10.20	72.2	0.297	0.5452	0.000	0.805	30.05	532.20	30.73	29321	1,752,988	0.000	0.088530
3/11/20 16:06	10.20	71.2	0.599	0.7739	0.007	0.803	30.05	531.24	43.58	41586	2,490,716	0.002	0.088561
3/11/20 16:07	10.20	71.1	0.464	0.6813	0.000	0.804	30.05	531.10	38.36	36607	2,193,083	0.000	0.088561
3/11/20 16:08	10.20	70.0	0.328	0.5725	0.000	0.805	30.05	529.97	32.20	30725	1,844,636	0.000	0.088561
3/11/20 16:09	10.20	71.0	0.480	0.6928	0.000	0.803	30.05	531.02	39.01	37221	2,230,199	0.000	0.088561
3/11/20 16:10	10.20	71.5	0.486	0.6972	0.000	0.806	30.05	531.46	39.27	37473	2,243,470	0.000	0.088561
3/11/20 16:11	10.20	70.1	0.248	0.4976	0.000	0.808	30.05	530.09	27.99	26709	1,603,161	0.000	0.088561
3/11/20 16:12	10.20	71.8	0.466	0.6828	0.000	0.810	30.05	531.76	38.47	36708	2,196,392	0.000	0.088561
3/11/20 16:13	10.20	70.6	0.324	0.5696	0.000	0.812	30.05	530.61	32.06	30592	1,834,450	0.000	0.088561
3/11/20 16:14	10.20	70.7	0.460	0.6781	0.000	0.813	30.05	530.65	38.17	36421	2,183,793	0.000	0.088561
3/11/20 16:15	10.20	70.8	0.250	0.5000	0.000	0.818	30.05	530.78	28.14	26857	1,609,958	0.000	0.088561
3/11/20 16:16	10.20	70.4	0.326	0.5713	0.000	0.818	30.05	530.41	32.14	30674	1,840,054	0.000	0.088561
3/11/20 16:17	10.20	71.2	0.392	0.6258	0.000	0.819	30.05	531.22	35.24	33629	2,014,227	0.000	0.088561
3/11/20 16:18	10.20	70.1	0.572	0.7565	0.000	0.820	30.05	530.08	42.56	40611	2,437,629	0.000	0.088561
3/11/20 16:19	10.20	71.8	0.163	0.4032	0.012	0.819	30.05	531.82	22.72	21682	1,297,155	0.002	0.088592
3/11/20 16:20	10.20	72.3	0.232	0.4820	0.004	0.820	30.05	532.30	27.17	25927	1,549,801	0.001	0.088605
3/11/20 16:21	10.20	70.4	0.493	0.7023	0.000	0.817	30.05	530.38	39.52	37711	2,262,331	0.000	0.088605
3/11/20 16:22	10.20	70.8	0.261	0.5107	0.000	0.815	30.05	530.80	28.75	27432	1,644,353	0.000	0.088605
3/11/20 16:23	10.20	72.8	0.265	0.5147	0.011	0.817	30.05	532.85	29.03	27703	1,654,217	0.002	0.088639
3/11/20 16:24	10.20	68.6	0.436	0.6600	0.005	0.815	30.05	528.63	37.08	35381	2,129,533	0.001	0.088657
3/11/20 16:25	10.20	69.9	0.464	0.6808	0.035	0.815	30.05	529.90	38.29	36541	2,194,117	0.009	0.088802
3/11/20 16:26	10.20	71.1	0.285	0.5335	0.015	0.813	30.05	531.14	30.04	28666	1,717,235	0.003	0.088853
3/11/20 16:27	10.20	69.9	0.303	0.5508	0.020	0.815	30.05	529.95	30.98	29561	1,774,790	0.004	0.088920
3/11/20 16:28	10.20	71.7	0.201	0.4478	0.034	0.814	30.05	531.67	25.23	24074	1,440,708	0.006	0.089013
3/11/20 16:29	10.20	72.4	0.253	0.5026	0.031	0.815	30.05	532.41	28.34	27039	1,615,924	0.006	0.089109
3/11/20 16:30	10.20	70.1	0.308	0.5548	0.049	0.814	30.05	530.12	31.21	29781	1,787,418	0.010	0.089277
3/11/20 16:31	10.20	69.9	0.226	0.4751	0.040	0.813	30.05	529.90	26.72	25498	1,531,010	0.007	0.089393
3/11/20 16:32	10.20	71.8	0.293	0.5415	0.044	0.816	30.05	531.84	30.51	29118	1,742,007	0.009	0.089540
3/11/20 16:33	10.20	69.7	0.434	0.6590	0.045	0.812	30.05	529.74	37.06	35362	2,123,924	0.011	0.089723
3/11/20 16:34	10.20	71.5	0.243	0.4932	0.040	0.813	30.05	531.50	27.78	26508	1,586,863	0.007	0.089842

Emission Calculations

Client: Medline
Location: Waukegan, IL
Source: Inlet #4
Date: 3/11/2020

As: 15.9043 sqft
Cp: 0.84
Barometric: 29.30 in Hg
O2: 20.9 % vol
CO2: 0.0 % vol

Clock Time	Static (in H2O)	TC (Deg F)	Raw DP (in H2O)	SQRT DP (in H2O)	EO (ppm v)	Water (% vol)	Ps (in Hg)	Ts (deg R)	Vs (fps)	Qact (acfm)	Qstd (scfh)	EO Em (lb/hr)	EO Total (lbs)
3/11/20 16:35	10.20	70.7	0.223	0.4723	0.034	0.810	30.05	530.66	26.58	25367	1,520,956	0.006	0.089941
3/11/20 16:36	10.20	70.7	0.319	0.5648	0.056	0.812	30.05	530.74	31.79	30336	1,818,667	0.012	0.090135
3/11/20 16:37	10.20	70.2	0.329	0.5737	0.055	0.808	30.05	530.20	32.27	30799	1,848,235	0.012	0.090330
3/11/20 16:38	10.20	71.6	0.452	0.6725	0.061	0.810	30.05	531.62	37.89	36153	2,163,750	0.015	0.090582
3/11/20 16:39	10.20	72.4	0.255	0.5050	0.069	0.810	30.05	532.35	28.47	27166	1,623,658	0.013	0.090797
3/11/20 16:40	10.20	71.0	0.350	0.5920	0.070	0.809	30.05	531.03	33.33	31805	1,905,664	0.015	0.091052
3/11/20 16:41	10.20	71.8	0.450	0.6705	0.065	0.805	30.05	531.78	37.78	36052	2,157,056	0.016	0.091320
3/11/20 16:42	10.20	72.9	0.311	0.5581	0.108	0.805	30.05	532.88	31.47	30035	1,793,356	0.022	0.091688
3/11/20 16:43	10.20	72.6	0.162	0.4028	0.100	0.805	30.05	532.57	22.71	21674	1,294,911	0.015	0.091936
3/11/20 16:44	10.20	70.6	0.445	0.6670	0.173	0.806	30.05	530.64	37.54	35823	2,148,014	0.043	0.092646
3/11/20 16:45	10.20	71.7	0.259	0.5089	0.113	0.805	30.05	531.67	28.67	27356	1,637,073	0.021	0.092997
3/11/20 16:46	10.20	72.1	0.372	0.6099	0.140	0.805	30.05	532.13	34.37	32800	1,961,190	0.031	0.093521
3/11/20 16:47	10.20	71.1	0.546	0.7390	0.173	0.801	30.05	531.09	41.61	39708	2,378,918	0.047	0.094305
3/11/20 16:48	10.20	71.2	0.218	0.4672	0.219	0.803	30.05	531.22	26.31	25103	1,503,594	0.038	0.094931
3/11/20 16:49	10.20	72.0	0.432	0.6570	0.226	0.804	30.05	531.97	37.02	35328	2,113,016	0.054	0.095839
3/11/20 16:50	10.20	71.2	0.399	0.6319	0.216	0.803	30.05	531.20	35.58	33956	2,033,905	0.050	0.096678
3/11/20 16:51	10.20	71.0	0.385	0.6207	0.150	0.802	30.05	531.02	34.95	33348	1,998,101	0.034	0.097250
3/11/20 16:52	10.20	71.9	0.324	0.5696	0.159	0.802	30.05	531.91	32.10	30630	1,832,227	0.033	0.097804
3/11/20 16:53	10.20	72.3	0.264	0.5138	0.156	0.801	30.05	532.33	28.96	27636	1,651,826	0.030	0.098296
3/11/20 16:54	10.20	71.7	0.455	0.6743	0.141	0.799	30.05	531.68	37.99	36249	2,169,273	0.035	0.098880
3/11/20 16:55	10.20	72.2	0.282	0.5313	0.156	0.803	30.05	532.18	29.95	28577	1,708,584	0.031	0.099388
3/11/20 16:56	10.20	72.6	0.704	0.8391	0.153	0.802	30.05	532.63	47.31	45149	2,697,024	0.047	0.100176
3/11/20 16:57	10.20	70.3	0.528	0.7268	0.137	0.802	30.05	530.25	40.89	39017	2,341,233	0.037	0.100789
3/11/20 16:58	10.20	70.7	0.498	0.7057	0.155	0.801	30.05	530.66	39.72	37899	2,272,396	0.040	0.101462
3/11/20 16:59	10.20	70.6	0.389	0.6233	0.131	0.803	30.05	530.63	35.08	33475	2,007,229	0.030	0.101964
3/11/20 17:00	10.20	72.5	0.238	0.4881	0.133	0.800	30.05	532.50	27.52	26259	1,569,006	0.024	0.102364
3/11/20 17:01	10.20	71.3	0.293	0.5410	0.122	0.798	30.05	531.34	30.47	29072	1,740,891	0.024	0.102767
3/11/20 17:02	10.20	72.2	0.506	0.7110	0.128	0.799	30.05	532.25	40.08	38245	2,286,278	0.033	0.103325
3/11/20 17:03	10.20	72.2	0.276	0.5250	0.115	0.799	30.05	532.17	29.59	28237	1,688,236	0.022	0.103695
3/11/20 17:04	10.20	71.4	0.283	0.5320	0.090	0.798	30.05	531.39	29.96	28591	1,711,891	0.018	0.103987
3/11/20 17:05	10.20	71.1	0.094	0.3064	0.140	0.797	30.05	531.13	17.25	16465	986,315	0.016	0.104251
3/11/20 17:06	10.20	72.1	0.393	0.6266	0.103	0.797	30.05	532.15	35.31	33699	2,014,925	0.024	0.104646
3/11/20 17:07	10.20	73.0	0.311	0.5576	0.112	0.796	30.05	532.95	31.45	30010	1,791,622	0.023	0.105027
3/11/20 17:08	10.20	70.8	0.695	0.8334	0.085	0.796	30.05	530.85	46.91	44769	2,683,312	0.026	0.105464
3/11/20 17:09	10.20	71.8	0.358	0.5981	0.102	0.794	30.05	531.83	33.70	32158	1,923,884	0.022	0.105837
3/11/20 17:10	10.20	72.9	0.039	0.1968	0.097	0.796	30.05	532.87	11.10	10589	632,284	0.007	0.105954
3/11/20 17:11	10.20	71.8	0.067	0.2591	0.099	0.795	30.05	531.84	14.60	13931	833,421	0.009	0.106112
3/11/20 17:12	10.20	71.1	0.338	0.5814	0.114	0.794	30.05	531.09	32.74	31240	1,871,569	0.024	0.106519
3/11/20 17:13	10.20	72.6	0.260	0.5096	0.115	0.794	30.05	532.64	28.73	27419	1,637,882	0.022	0.106878
3/11/20 17:14	10.20	73.2	0.209	0.4567	0.114	0.794	30.05	533.18	25.76	24583	1,467,015	0.019	0.107196
3/11/20 17:15	10.20	72.2	0.414	0.6435	0.104	0.794	30.05	532.23	36.27	34610	2,069,036	0.025	0.107605
3/11/20 17:16	10.20	71.7	0.447	0.6682	0.125	0.793	30.05	531.69	37.64	35923	2,149,720	0.031	0.108119
3/11/20 17:17	10.20	70.8	0.533	0.7303	0.113	0.793	30.05	530.76	41.10	39223	2,351,350	0.030	0.108625
3/11/20 17:18	10.20	71.7	0.289	0.5380	0.102	0.794	30.05	531.72	30.31	28922	1,730,657	0.020	0.108962
3/11/20 17:19	10.20	71.6	0.528	0.7265	0.116	0.794	30.05	531.56	40.93	39053	2,337,586	0.031	0.109478
3/11/20 17:20	10.20	70.7	0.407	0.6382	0.095	0.800	30.05	530.70	35.92	34275	2,054,939	0.022	0.109851
3/11/20 17:21	10.20	71.5	0.276	0.5249	0.006	0.798	30.05	531.53	29.57	28215	1,688,986	0.001	0.109871
3/11/20 17:22	10.20	70.9	0.305	0.5524	0.043	0.795	30.05	530.86	31.09	29672	1,778,407	0.009	0.110017

Emission Calculations

Client: Medline
Location: Waukegan, IL
Source: Inlet #4
Date: 3/11/2020

As: 15.9043 sqft
Cp: 0.84
Barometric: 29.30 in Hg
O2: 20.9 % vol
CO2: 0.0 % vol

Clock Time	Static (in H2O)	TC (Deg F)	Raw DP (in H2O)	SQRT DP (in H2O)	EO (ppm v)	Water (% vol)	Ps (in Hg)	Ts (deg R)	Vs (fps)	Qact (acfm)	Qstd (scfh)	EO Em (lb/hr)	EO Total (lbs)
3/11/20 17:23	10.20	70.8	0.260	0.5101	0.077	0.800	30.05	530.77	28.71	27397	1,642,344	0.014	0.110258
3/11/20 17:24	10.20	73.0	0.371	0.6094	0.218	0.799	30.05	532.99	34.37	32802	1,958,175	0.049	0.111071
3/11/20 17:25	10.20	72.2	0.261	0.5105	0.160	0.801	30.05	532.23	28.78	27461	1,641,650	0.030	0.111573
3/11/20 17:26	10.20	72.5	0.631	0.7945	0.177	0.800	30.05	532.49	44.79	42742	2,553,955	0.052	0.112433
3/11/20 17:27	10.20	71.8	0.325	0.5701	0.162	0.801	30.05	531.83	32.12	30652	1,833,806	0.034	0.112998
3/11/20 17:28	10.20	73.1	0.404	0.6353	0.148	0.802	30.05	533.05	35.83	34196	2,041,112	0.034	0.113573
3/11/20 17:29	10.20	72.8	0.207	0.4546	0.144	0.802	30.05	532.82	25.64	24463	1,460,811	0.024	0.113974
3/11/20 17:30	10.20	71.0	0.311	0.5573	0.138	0.806	30.05	531.04	31.38	29943	1,794,039	0.028	0.114447
3/11/20 17:31	10.20	71.4	0.567	0.7531	0.143	0.804	30.05	531.44	42.42	40476	2,423,307	0.040	0.115109
3/11/20 17:32	10.20	71.2	0.476	0.6903	0.168	0.803	30.05	531.22	38.87	37092	2,221,642	0.043	0.115819
3/11/20 17:33	10.20	70.2	0.288	0.5364	0.153	0.803	30.05	530.24	30.18	28797	1,727,983	0.030	0.116322
3/11/20 17:34	10.20	70.6	0.730	0.8543	0.140	0.801	30.05	530.65	48.08	45881	2,751,024	0.044	0.117059
3/11/20 17:35	10.20	72.1	0.508	0.7124	0.131	0.805	30.05	532.09	40.15	38313	2,291,030	0.034	0.117632
3/11/20 17:36	10.20	71.7	0.335	0.5789	0.124	0.805	30.05	531.73	32.61	31122	1,862,269	0.026	0.118073
3/11/20 17:37	10.20	71.0	0.337	0.5806	0.149	0.803	30.05	531.03	32.69	31195	1,869,130	0.032	0.118602
3/11/20 17:38	10.20	71.3	0.153	0.3909	0.152	0.800	30.05	531.28	22.01	21008	1,258,120	0.022	0.118967
3/11/20 17:39	10.20	72.4	0.217	0.4659	0.145	0.799	30.05	532.39	26.27	25065	1,497,975	0.025	0.119382
3/11/20 17:40	10.20	73.0	0.479	0.6924	0.130	0.800	30.05	532.99	39.05	37267	2,224,710	0.033	0.119933
3/11/20 17:41	10.20	71.7	0.257	0.5074	0.122	0.800	30.05	531.68	28.59	27279	1,632,478	0.023	0.120311
3/11/20 17:42	10.20	71.9	0.296	0.5442	0.123	0.799	30.05	531.86	30.66	29260	1,750,440	0.025	0.120723
3/11/20 17:43	10.20	73.0	0.317	0.5633	0.122	0.800	30.05	533.04	31.78	30322	1,809,972	0.025	0.121144
3/11/20 17:44	10.20	72.3	0.297	0.5448	0.129	0.800	30.05	532.34	30.71	29306	1,751,587	0.026	0.121573
3/11/20 17:45	10.20	69.1	0.347	0.5888	0.132	0.799	30.05	529.12	33.09	31576	1,898,748	0.029	0.122051
3/11/20 17:46	10.20	71.9	0.166	0.4071	0.101	0.799	30.05	531.89	22.94	21892	1,309,588	0.015	0.122303
3/11/20 17:47	10.20	72.0	0.576	0.7590	0.097	0.797	30.05	532.02	42.77	40815	2,440,953	0.027	0.122753
3/11/20 17:48	10.20	70.1	0.231	0.4809	0.095	0.798	30.05	530.06	27.05	25811	1,549,364	0.017	0.123034
3/11/20 17:49	10.20	69.9	0.276	0.5255	0.105	0.799	30.05	529.89	29.55	28202	1,693,414	0.020	0.123374
3/11/20 17:50	10.20	70.9	0.428	0.6540	0.100	0.798	30.05	530.89	36.81	35129	2,105,405	0.024	0.123775
3/11/20 17:51	10.20	71.9	0.307	0.5538	0.086	0.799	30.05	531.93	31.21	29780	1,781,318	0.017	0.124066
3/11/20 17:52	10.20	73.8	0.457	0.6759	0.068	0.797	30.05	533.82	38.16	36410	2,170,176	0.017	0.124346
3/11/20 17:53	10.20	71.4	0.466	0.6828	0.076	0.798	30.05	531.41	38.46	36699	2,197,302	0.019	0.124665
3/11/20 17:54	10.20	72.3	0.395	0.6285	0.082	0.796	30.05	532.30	35.43	33807	2,020,759	0.019	0.124980
3/11/20 17:55	10.20	72.7	0.444	0.6662	0.083	0.796	30.05	532.65	37.56	35847	2,141,278	0.020	0.125318
3/11/20 17:56	10.20	73.2	0.417	0.6461	0.102	0.793	30.05	533.17	36.45	34779	2,075,497	0.024	0.125722
3/11/20 17:57	10.20	69.9	0.312	0.5588	0.101	0.793	30.05	529.93	31.43	29989	1,800,547	0.021	0.126069
3/11/20 17:58	10.20	72.2	0.290	0.5388	0.069	0.796	30.05	532.19	30.37	28979	1,732,589	0.014	0.126296
3/11/20 17:59	10.20	72.8	0.397	0.6303	0.073	0.795	30.05	532.84	35.55	33921	2,025,524	0.017	0.126579
3/11/20 18:00	10.20	72.4	0.464	0.6810	0.094	0.794	30.05	532.42	38.39	36634	2,189,275	0.024	0.126971
3/11/20 18:01	10.20	70.9	0.239	0.4885	0.104	0.793	30.05	530.89	27.50	26240	1,572,616	0.019	0.127283
3/11/20 18:02	10.20	72.9	0.274	0.5237	0.079	0.792	30.05	532.91	29.54	28186	1,682,886	0.015	0.127536
3/11/20 18:03	10.20	72.2	0.196	0.4428	0.073	0.792	30.05	532.20	24.96	23816	1,423,821	0.012	0.127734
3/11/20 18:04	10.20	71.8	0.413	0.6430	0.069	0.792	30.05	531.82	36.23	34573	2,068,405	0.016	0.128006
3/11/20 18:05	10.20	70.6	0.661	0.8129	0.069	0.790	30.05	530.62	45.75	43656	2,617,792	0.021	0.128351
3/11/20 18:06	10.20	71.5	0.380	0.6166	0.065	0.788	30.05	531.52	34.73	33141	1,983,885	0.015	0.128597
3/11/20 18:07	10.20	70.7	0.678	0.8237	0.074	0.788	30.05	530.71	46.36	44238	2,652,215	0.023	0.128973
3/11/20 18:08	10.20	71.9	0.256	0.5062	0.075	0.791	30.05	531.94	28.52	27216	1,627,921	0.014	0.129206
3/11/20 18:09	10.20	71.4	0.307	0.5541	0.069	0.789	30.05	531.38	31.20	29777	1,782,958	0.014	0.129439
3/11/20 18:10	10.20	71.9	0.235	0.4843	0.077	0.788	30.05	531.89	27.29	26041	1,557,746	0.014	0.129667

Emission Calculations

Client: Medline
Location: Waukegan, IL
Source: Inlet #4
Date: 3/11/2020

As: 15.9043 sqft
Cp: 0.84
Barometric: 29.30 in Hg
O2: 20.9 % vol
CO2: 0.0 % vol

Clock Time	Static (in H2O)	TC (Deg F)	Raw DP (in H2O)	SQRT DP (in H2O)	EO (ppm v)	Water (% vol)	Ps (in Hg)	Ts (deg R)	Vs (fps)	Qact (acfm)	Qstd (scfh)	EO Em (lb/hr)	EO Total (lbs)
3/11/20 18:11	10.20	72.9	0.281	0.5299	0.071	0.791	30.05	532.88	29.88	28517	1,702,748	0.014	0.129897
3/11/20 18:12	10.20	73.0	0.299	0.5465	0.106	0.791	30.05	533.03	30.83	29418	1,756,050	0.021	0.130252
3/11/20 18:13	10.20	70.0	0.318	0.5636	0.098	0.791	30.05	529.98	31.70	30251	1,816,134	0.020	0.130590
3/11/20 18:14	10.20	70.8	0.276	0.5254	0.168	0.794	30.05	530.75	29.57	28221	1,691,785	0.032	0.131132
3/11/20 18:15	10.20	69.1	0.199	0.4461	0.193	0.798	30.05	529.05	25.07	23920	1,438,589	0.032	0.131660
3/11/20 18:16	10.20	69.8	0.448	0.6696	0.186	0.794	30.05	529.81	37.65	35932	2,157,914	0.046	0.132424
3/11/20 18:17	10.20	69.6	0.461	0.6786	0.196	0.792	30.05	529.59	38.16	36411	2,187,518	0.049	0.133239
3/11/20 18:18	10.20	70.4	0.303	0.5508	0.151	0.796	30.05	530.41	30.99	29574	1,774,063	0.031	0.133749
3/11/20 18:19	10.20	70.3	0.350	0.5912	0.120	0.796	30.05	530.29	33.26	31743	1,904,595	0.026	0.134183
3/11/20 18:20	10.20	72.0	0.635	0.7969	0.108	0.798	30.05	531.97	44.90	42850	2,562,891	0.032	0.134711
3/11/20 18:21	10.20	70.3	0.303	0.5501	0.119	0.797	30.05	530.31	30.95	29533	1,771,909	0.024	0.135112
3/11/20 18:22	10.20	70.8	0.449	0.6701	0.074	0.799	30.05	530.77	37.72	35992	2,157,615	0.018	0.135416
3/11/20 18:23	10.20	71.2	0.258	0.5077	0.064	0.798	30.05	531.20	28.59	27283	1,634,186	0.012	0.135615
3/11/20 18:24	10.20	71.3	0.406	0.6375	0.085	0.798	30.05	531.27	35.90	34258	2,051,699	0.020	0.135947
3/11/20 18:25	10.20	69.4	0.308	0.5550	0.090	0.802	30.05	529.43	31.20	29773	1,789,281	0.019	0.136256
3/11/20 18:26	10.20	70.7	0.600	0.7746	0.096	0.801	30.05	530.73	43.60	41606	2,494,301	0.027	0.136713
3/11/20 18:27	10.20	71.7	0.211	0.4595	0.090	0.799	30.05	531.75	25.89	24703	1,478,114	0.015	0.136967
3/11/20 18:28	10.20	70.8	0.146	0.3821	0.275	0.802	30.05	530.78	21.51	20523	1,230,247	0.039	0.137613
3/11/20 18:29	10.20	70.7	0.232	0.4814	0.272	0.802	30.05	530.67	27.09	25854	1,550,173	0.048	0.138417
	10.20	**66.8**		**0.5785**	**0.066**	**0.820**	**30.05**	**526.84**	**32.44**	**30,960**	**1,869,775**	**0.014**	**0.138417**

Emission Calculations

Client: Medline
Location: Waukegan, IL
Source: Inlet #4
Date: 3/12/2020

As: 15.9043 sqft
Cp: 0.84
Barometric: 29.09 in Hg
O2: 20.9 % vol
CO2: 0.0 % vol

Clock Time	Static (in H2O)	TC (Deg F)	Raw DP (in H2O)	SQRT DP (in H2O)	EO (ppm v)	Water (% vol)	Ps (in Hg)	Ts (deg R)	Vs (fps)	Qact (acfm)	Qstd (scfh)	EO Em (lb/hr)	EO Total (lbs)
3/12/20 8:10	12.5	60.2	0.437	0.6612	0.109	0.750	30.01	520.16	36.86	35177	2,148,827	0.027	0.000447
3/12/20 8:11	12.5	61.1	0.241	0.4905	0.096	0.752	30.01	521.06	27.37	26121	1,592,857	0.018	0.000739
3/12/20 8:12	12.5	61.4	0.359	0.5992	0.116	0.755	30.01	521.42	33.45	31920	1,945,128	0.026	0.001168
3/12/20 8:13	12.5	60.0	0.326	0.5711	0.131	0.760	30.01	520.05	31.84	30383	1,856,357	0.028	0.001631
3/12/20 8:14	12.5	60.1	0.293	0.5411	0.110	0.759	30.01	520.07	30.16	28784	1,758,620	0.022	0.002000
3/12/20 8:15	12.5	61.2	0.261	0.5105	0.095	0.762	30.01	521.15	28.49	27187	1,657,558	0.018	0.002299
3/12/20 8:16	12.5	60.6	0.309	0.5562	0.110	0.768	30.01	520.57	31.02	29603	1,806,902	0.023	0.002678
3/12/20 8:17	12.5	60.6	0.415	0.6441	0.112	0.771	30.01	520.65	35.93	34288	2,092,539	0.027	0.003124
3/12/20 8:18	12.5	61.2	0.235	0.4849	0.105	0.771	30.01	521.21	27.06	25824	1,574,327	0.019	0.003441
3/12/20 8:19	12.5	60.8	0.271	0.5208	0.087	0.770	30.01	520.82	29.06	27727	1,691,610	0.017	0.003721
3/12/20 8:20	12.5	60.8	0.429	0.6548	0.115	0.773	30.01	520.85	36.53	34864	2,126,868	0.028	0.004186
3/12/20 8:21	12.5	60.6	0.217	0.4653	0.101	0.775	30.01	520.61	25.96	24768	1,511,678	0.018	0.004478
3/12/20 8:22	12.5	60.5	0.363	0.6028	0.131	0.777	30.01	520.45	33.62	32084	1,958,766	0.029	0.004967
3/12/20 8:23	12.5	60.5	0.289	0.5374	0.120	0.780	30.01	520.49	29.97	28603	1,746,110	0.024	0.005365
3/12/20 8:24	12.5	60.2	0.276	0.5249	0.131	0.782	30.01	520.20	29.27	27929	1,705,957	0.026	0.005791
3/12/20 8:25	12.5	61.1	0.204	0.4520	0.109	0.783	30.01	521.09	25.23	24072	1,467,839	0.018	0.006097
3/12/20 8:26	12.5	58.4	0.293	0.5414	0.100	0.785	30.01	518.37	30.13	28755	1,762,564	0.020	0.006432
3/12/20 8:27	12.5	60.7	0.315	0.5608	0.112	0.788	30.01	520.67	31.29	29854	1,821,874	0.023	0.006820
3/12/20 8:28	12.5	61.3	0.306	0.5529	0.102	0.788	30.01	521.26	30.86	29449	1,795,105	0.021	0.007169
3/12/20 8:29	12.5	60.7	0.301	0.5486	0.104	0.792	30.01	520.71	30.61	29208	1,782,281	0.021	0.007521
3/12/20 8:30	12.5	60.5	0.150	0.3878	0.144	0.794	30.01	520.48	21.63	20640	1,260,032	0.021	0.007866
3/12/20 8:31	12.5	61.1	0.481	0.6934	0.129	0.791	30.01	521.10	38.70	36926	2,251,569	0.033	0.008419
3/12/20 8:32	12.5	60.9	0.413	0.6426	0.131	0.794	30.01	520.88	35.86	34215	2,087,179	0.031	0.008942
3/12/20 8:33	12.5	60.4	0.631	0.7941	0.136	0.799	30.01	520.36	44.29	42264	2,580,742	0.040	0.009609
3/12/20 8:34	12.5	61.0	0.273	0.5226	0.132	0.799	30.01	521.02	29.17	27831	1,697,302	0.026	0.010036
3/12/20 8:35	12.5	61.4	0.308	0.5547	0.118	0.804	30.01	521.36	30.96	29548	1,800,806	0.024	0.010442
3/12/20 8:36	12.5	61.2	0.333	0.5768	0.126	0.805	30.01	521.24	32.20	30725	1,872,946	0.027	0.010892
3/12/20 8:37	12.5	61.1	0.345	0.5875	0.134	0.811	30.01	521.14	32.79	31290	1,907,811	0.029	0.011378
3/12/20 8:38	12.5	60.1	0.301	0.5462	0.133	0.815	30.01	520.08	30.57	29170	1,762,133	0.027	0.011830
3/12/20 8:39	12.5	59.9	0.219	0.4679	0.126	0.818	30.01	519.94	26.09	24893	1,521,258	0.022	0.012195
3/12/20 8:40	12.5	60.7	0.348	0.5901	0.104	0.822	30.01	520.72	32.92	31418	1,917,128	0.023	0.012574
3/12/20 8:41	12.5	61.0	0.384	0.6199	0.128	0.826	30.01	521.03	34.59	33012	2,013,202	0.030	0.013066
3/12/20 8:42	12.5	61.1	0.296	0.5443	0.138	0.832	30.01	521.06	30.38	28990	1,767,798	0.028	0.013530
3/12/20 8:43	12.5	60.0	0.107	0.3273	0.117	0.837	30.01	520.03	18.25	17413	1,063,974	0.014	0.013767
3/12/20 8:44	12.5	60.1	0.359	0.5988	0.128	0.840	30.01	520.13	33.39	31862	1,946,451	0.029	0.014242
3/12/20 8:45	12.5	60.3	0.485	0.6967	0.123	0.848	30.01	520.32	38.86	37080	2,264,363	0.032	0.014774
3/12/20 8:46	12.5	60.7	0.354	0.5951	0.126	0.850	30.01	520.74	33.21	31688	1,933,547	0.028	0.015240
3/12/20 8:47	12.5	61.1	0.401	0.6335	0.121	0.852	30.01	521.11	35.36	33740	2,057,291	0.029	0.015716
3/12/20 8:48	12.5	60.3	0.321	0.5670	0.118	0.861	30.01	520.29	31.62	30177	1,842,929	0.025	0.016131
3/12/20 8:49	12.5	59.7	0.379	0.6157	0.113	0.866	30.01	519.72	34.32	32754	2,002,470	0.026	0.016561
3/12/20 8:50	12.5	60.0	0.224	0.4738	0.122	0.868	30.01	520.00	26.42	25207	1,540,290	0.022	0.016920
3/12/20 8:51	12.5	59.7	0.487	0.6979	0.102	0.873	30.01	519.65	38.90	37122	2,269,819	0.026	0.017359
3/12/20 8:52	12.5	59.9	0.708	0.8415	0.132	0.878	30.01	519.93	46.92	44772	2,736,145	0.041	0.018045
3/12/20 8:53	12.5	61.2	0.359	0.5990	0.122	0.883	30.01	521.15	33.44	31906	1,945,311	0.027	0.018496
3/12/20 8:54	12.5	60.9	0.313	0.5598	0.134	0.887	30.01	520.87	31.24	29813	1,818,678	0.028	0.018959
3/12/20 8:55	12.5	59.9	0.457	0.6761	0.118	0.891	30.01	519.87	37.69	35971	2,198,507	0.030	0.019453
3/12/20 8:56	12.5	60.4	0.375	0.6120	0.134	0.895	30.01	520.38	34.14	32578	1,989,187	0.031	0.019962
3/12/20 8:57	12.5	60.9	0.266	0.5156	0.146	0.888	30.01	520.92	28.77	27457	1,674,786	0.028	0.020426

Emission Calculations

Client: Medline
Location: Waukegan, IL
Source: Inlet #4
Date: 3/12/2020

As: 15.9043 sqft
Cp: 0.84
Barometric: 29.09 in Hg
O2: 20.9 % vol
CO2: 0.0 % vol

Clock Time	Static (in H2O)	TC (Deg F)	Raw DP (in H2O)	SQRT DP (in H2O)	EO (ppm v)	Water (% vol)	Ps (in Hg)	Ts (deg R)	Vs (fps)	Qact (acfm)	Qstd (scfh)	EO Em (lb/hr)	EO Total (lbs)
3/12/20 8:58	12.5	60.8	0.394	0.6275	0.157	0.897	30.01	520.76	35.01	33412	2,038,623	0.037	0.021036
3/12/20 8:59	12.5	61.2	0.418	0.6465	0.145	0.898	30.01	521.17	36.09	34438	2,099,572	0.035	0.021618
3/12/20 9:00	12.5	61.8	0.318	0.5636	0.136	0.898	30.01	521.77	31.48	30042	1,829,497	0.029	0.022093
3/12/20 9:01	12.5	60.6	0.707	0.8410	0.116	0.905	30.01	520.57	46.92	44776	2,733,056	0.036	0.022697
3/12/20 9:02	12.5	61.8	0.278	0.5270	0.134	0.904	30.01	521.79	29.44	28090	1,710,524	0.026	0.023135
3/12/20 9:03	12.5	61.5	0.338	0.5811	0.137	0.911	30.01	521.52	32.45	30967	1,886,707	0.030	0.023627
3/12/20 9:04	12.5	61.5	0.195	0.4419	0.159	0.907	30.01	521.45	24.68	23548	1,434,862	0.026	0.024063
3/12/20 9:05	12.5	59.8	0.159	0.3983	0.156	0.912	30.01	519.77	22.21	21191	1,295,423	0.023	0.024449
3/12/20 9:06	12.5	59.7	0.332	0.5761	0.158	0.913	30.01	519.72	32.12	30650	1,873,854	0.034	0.025014
3/12/20 9:07	12.5	61.5	0.313	0.5596	0.147	0.925	30.01	521.46	31.25	29818	1,816,890	0.031	0.025524
3/12/20 9:08	12.5	61.4	0.304	0.5514	0.153	0.925	30.01	521.38	30.79	29381	1,790,552	0.031	0.026046
3/12/20 9:09	12.5	62.0	0.541	0.7355	0.149	0.927	30.01	521.99	41.09	39215	2,387,092	0.041	0.026722
3/12/20 9:10	12.5	61.2	0.273	0.5227	0.141	0.927	30.01	521.23	29.18	27848	1,697,608	0.027	0.027179
3/12/20 9:11	12.5	61.3	0.381	0.6176	0.148	0.932	30.01	521.27	34.48	32904	2,005,691	0.034	0.027745
3/12/20 9:12	12.5	62.0	0.261	0.5113	0.183	0.935	30.01	522.03	28.57	27262	1,659,391	0.035	0.028323
3/12/20 9:13	12.5	61.6	0.116	0.3405	0.159	0.933	30.01	521.58	19.02	18149	1,105,658	0.020	0.028659
3/12/20 9:14	12.5	61.3	0.195	0.4413	0.156	0.936	30.01	521.26	24.64	23515	1,433,377	0.025	0.029084
3/12/20 9:15	12.5	61.9	0.465	0.6815	0.165	0.944	30.01	521.93	38.08	36336	2,212,089	0.042	0.029780
3/12/20 9:16	12.5	60.4	0.145	0.3811	0.160	0.950	30.01	520.40	21.26	20288	1,238,734	0.023	0.030158
3/12/20 9:17	12.5	60.3	0.185	0.4304	0.170	0.949	30.01	520.31	24.01	22909	1,399,025	0.027	0.030610
3/12/20 9:18	12.5	60.6	0.271	0.5209	0.139	0.950	30.01	520.65	29.07	27736	1,692,713	0.027	0.031057
3/12/20 9:19	12.5	60.2	0.377	0.6144	0.156	0.950	30.01	520.24	34.27	32703	1,997,402	0.036	0.031650
3/12/20 9:20	12.5	60.8	0.421	0.6491	0.135	0.953	30.01	520.81	36.23	34568	2,109,009	0.033	0.032194
3/12/20 9:21	12.5	60.7	0.204	0.4516	0.118	0.956	30.01	520.68	25.20	24048	1,467,517	0.020	0.032525
3/12/20 9:22	12.5	60.6	0.291	0.5391	0.132	0.962	30.01	520.58	30.08	28708	1,752,240	0.027	0.032967
3/12/20 9:23	12.5	60.3	0.370	0.6085	0.146	0.965	30.01	520.33	33.95	32392	1,978,080	0.033	0.033517
3/12/20 9:24	12.5	60.3	0.358	0.5983	0.164	0.968	30.01	520.29	33.37	31847	1,944,939	0.036	0.034123
3/12/20 9:25	12.5	61.3	0.275	0.5240	0.159	0.966	30.01	521.30	29.26	27922	1,701,906	0.031	0.034638
3/12/20 9:26	12.5	61.5	0.212	0.4599	0.159	0.971	30.01	521.45	25.69	24510	1,493,509	0.027	0.035090
3/12/20 9:27	12.5	60.6	0.514	0.7171	0.161	0.977	30.01	520.56	40.01	38182	2,330,583	0.043	0.035806
3/12/20 9:28	12.5	59.3	0.267	0.5163	0.165	0.971	30.01	519.32	28.77	27459	1,680,048	0.032	0.036333
3/12/20 9:29	12.5	59.6	0.267	0.5163	0.171	0.980	30.01	519.60	28.78	27464	1,679,464	0.033	0.036880
3/12/20 9:30	12.5	61.0	0.342	0.5852	0.158	0.983	30.01	520.97	32.66	31170	1,901,115	0.034	0.037453
3/12/20 9:31	12.5	61.7	0.430	0.6561	0.160	0.985	30.01	521.70	36.65	34973	2,130,023	0.039	0.038101
3/12/20 9:32	12.5	60.7	0.276	0.5250	0.174	0.986	30.01	520.68	29.30	27960	1,706,282	0.034	0.038667
3/12/20 9:33	12.5	62.0	0.437	0.6608	0.149	0.994	30.01	521.98	36.92	35236	2,144,902	0.037	0.039276
3/12/20 9:34	12.5	56.0	0.103	0.3204	0.132	0.995	30.01	515.96	17.80	16986	1,046,018	0.016	0.039540
3/12/20 9:35	12.5	54.6	0.267	0.5167	0.160	0.994	30.01	514.55	28.67	27356	1,689,259	0.031	0.040055
3/12/20 9:36	12.5	49.3	0.170	0.4122	0.137	1.003	30.01	509.27	22.75	21708	1,354,433	0.021	0.040409
3/12/20 9:37	12.5	48.0	0.205	0.4530	0.149	0.998	30.01	507.99	24.97	23829	1,490,490	0.025	0.040832
3/12/20 9:38	12.5	47.1	0.504	0.7102	0.134	1.009	30.01	507.10	39.11	37325	2,338,699	0.036	0.041428
3/12/20 9:39	12.5	47.7	0.400	0.6326	0.146	1.017	30.01	507.68	34.86	33270	2,082,298	0.035	0.042008
3/12/20 9:40	12.5	53.3	0.241	0.4907	0.225	1.018	30.01	513.30	27.19	25945	1,606,073	0.041	0.042695
3/12/20 9:41	12.5	57.4	0.281	0.5302	0.179	1.024	30.01	517.35	29.50	28146	1,728,653	0.035	0.043285
3/12/20 9:42	12.5	56.2	0.221	0.4698	0.149	1.028	30.01	516.21	26.11	24911	1,533,382	0.026	0.043719
3/12/20 9:43	12.5	57.9	0.178	0.4221	0.196	1.028	30.01	517.89	23.49	22419	1,375,465	0.031	0.044232
3/12/20 9:44	12.5	59.1	0.294	0.5420	0.182	1.032	30.01	519.15	30.21	28826	1,764,297	0.037	0.044845
3/12/20 9:45	12.5	59.5	0.342	0.5851	0.235	1.036	30.01	519.50	32.62	31129	1,903,963	0.051	0.045697

Emission Calculations

Client: Medline
Location: Waukegan, IL
Source: Inlet #4
Date: 3/12/2020

As: 15.9043 sqft
Cp: 0.84
Barometric: 29.09 in Hg
O2: 20.9 % vol
CO2: 0.0 % vol

Clock Time	Static (in H2O)	TC (Deg F)	Raw DP (in H2O)	SQRT DP (in H2O)	EO (ppm v)	Water (% vol)	Ps (in Hg)	Ts (deg R)	Vs (fps)	Qact (acfm)	Qstd (scfh)	EO Em (lb/hr)	EO Total (lbs)
3/12/20 9:46	12.5	60.2	0.203	0.4511	0.293	1.041	30.01	520.15	25.16	24012	1,466,835	0.049	0.046516
3/12/20 9:47	12.5	59.3	0.245	0.4950	0.255	1.039	30.01	519.30	27.59	26331	1,611,097	0.047	0.047300
3/12/20 9:48	12.5	60.6	0.403	0.6351	0.351	1.035	30.01	520.55	35.44	33821	2,064,449	0.083	0.048679
3/12/20 9:49	12.5	60.3	0.252	0.5017	0.371	1.038	30.01	520.34	27.99	26714	1,631,261	0.069	0.049834
3/12/20 9:50	12.5	60.5	0.223	0.4725	0.886	1.035	30.01	520.54	26.37	25162	1,535,898	0.156	0.052428
3/12/20 9:51	12.5	60.1	0.418	0.6467	0.570	1.033	30.01	520.11	36.07	34422	2,102,898	0.137	0.054714
3/12/20 9:52	12.5	60.6	0.235	0.4849	0.611	1.024	30.01	520.60	27.06	25826	1,576,246	0.110	0.056549
3/12/20 9:53	12.5	61.3	0.455	0.6742	0.669	1.012	30.01	521.25	37.65	35927	2,190,031	0.167	0.059341
3/12/20 9:54	12.5	61.4	0.380	0.6166	0.626	0.991	30.01	521.39	34.43	32857	2,002,358	0.143	0.061729
3/12/20 9:55	12.5	61.6	0.487	0.6976	0.576	0.970	30.01	521.56	38.96	37178	2,264,996	0.149	0.064215
3/12/20 9:56	12.5	60.2	0.238	0.4879	0.556	0.955	30.01	520.25	27.22	25973	1,586,289	0.101	0.065896
3/12/20 9:57	12.5	61.7	0.571	0.7558	0.621	0.934	30.01	521.73	42.22	40285	2,453,450	0.174	0.068801
3/12/20 9:58	12.5	61.0	0.286	0.5348	0.607	0.927	30.01	521.03	29.85	28485	1,737,088	0.121	0.070811
3/12/20 9:59	12.5	60.6	0.195	0.4416	0.576	0.923	30.01	520.57	24.64	23511	1,435,079	0.094	0.072385
3/12/20 10:00	12.5	61.0	0.124	0.3527	0.576	0.923	30.01	520.95	19.69	18788	1,145,927	0.075	0.073642
3/12/20 10:01	12.5	60.6	0.215	0.4637	0.587	0.922	30.01	520.59	25.87	24688	1,506,844	0.101	0.075329
3/12/20 10:02	12.5	61.6	0.148	0.3845	0.601	0.917	30.01	521.65	21.47	20491	1,248,150	0.086	0.076757
3/12/20 10:03	12.5	60.5	0.369	0.6073	0.594	0.919	30.01	520.47	33.88	32334	1,973,937	0.134	0.078992
3/12/20 10:04	12.5	61.5	0.188	0.4331	0.514	0.917	30.01	521.51	24.19	23082	1,406,297	0.083	0.080369
3/12/20 10:05	12.5	61.5	0.378	0.6148	0.442	0.908	30.01	521.47	34.33	32759	1,996,120	0.101	0.082049
3/12/20 10:06	12.5	61.2	0.354	0.5950	0.397	0.911	30.01	521.17	33.22	31697	1,932,457	0.088	0.083511
3/12/20 10:07	12.5	61.8	0.361	0.6010	0.360	0.911	30.01	521.76	33.57	32033	1,950,802	0.080	0.084850
3/12/20 10:08	12.5	60.9	0.562	0.7499	0.343	0.914	30.01	520.92	41.85	39938	2,436,088	0.095	0.086440
3/12/20 10:09	12.5	62.0	0.285	0.5335	0.310	0.906	30.01	522.03	29.81	28445	1,731,331	0.061	0.087463
3/12/20 10:10	12.5	61.6	0.308	0.5553	0.314	0.911	30.01	521.61	31.01	29594	1,802,721	0.065	0.088541
3/12/20 10:11	12.5	62.0	0.281	0.5299	0.276	0.908	30.01	522.03	29.61	28253	1,719,678	0.054	0.089445
3/12/20 10:12	12.5	62.3	0.265	0.5147	0.252	0.911	30.01	522.31	28.76	27447	1,669,744	0.048	0.090246
3/12/20 10:13	12.5	63.7	0.352	0.5931	0.262	0.912	30.01	523.65	33.19	31670	1,921,656	0.058	0.091205
3/12/20 10:14	12.5	62.5	0.286	0.5348	0.264	0.911	30.01	522.51	29.89	28527	1,734,765	0.052	0.092077
3/12/20 10:15	12.5	62.7	0.302	0.5499	0.248	0.915	30.01	522.66	30.74	29334	1,783,311	0.051	0.092921
3/12/20 10:16	12.5	62.6	0.479	0.6918	0.232	0.912	30.01	522.61	38.67	36906	2,243,827	0.060	0.093915
3/12/20 10:17	12.5	63.3	0.355	0.5962	0.253	0.920	30.01	523.30	33.35	31826	1,932,471	0.056	0.094847
3/12/20 10:18	12.5	63.4	0.370	0.6086	0.241	0.926	30.01	523.45	34.05	32495	1,972,506	0.054	0.095753
3/12/20 10:19	12.5	63.7	0.268	0.5175	0.239	0.936	30.01	523.69	28.96	27634	1,676,633	0.046	0.096516
3/12/20 10:20	12.5	62.2	0.254	0.5043	0.258	0.945	30.01	522.22	28.18	26893	1,636,264	0.048	0.097320
3/12/20 10:21	12.5	63.0	0.391	0.6252	0.237	0.952	30.01	522.99	34.96	33365	2,027,116	0.055	0.098236
3/12/20 10:22	12.5	62.9	0.254	0.5036	0.229	0.952	30.01	522.89	28.16	26872	1,632,939	0.043	0.098950
3/12/20 10:23	12.5	60.3	0.313	0.5591	0.225	0.958	30.01	520.28	31.19	29761	1,817,584	0.047	0.099730
3/12/20 10:24	12.5	62.7	0.422	0.6492	0.232	0.957	30.01	522.69	36.30	34640	2,105,800	0.056	0.100662
3/12/20 10:25	12.5	62.8	0.372	0.6097	0.208	0.956	30.01	522.83	34.09	32534	1,977,199	0.047	0.101447
3/12/20 10:26	12.5	62.8	0.131	0.3620	0.205	0.962	30.01	522.83	20.25	19320	1,174,134	0.028	0.101906
3/12/20 10:27	12.5	63.1	0.149	0.3863	0.209	0.947	30.01	523.07	21.61	20620	1,252,582	0.030	0.102405
3/12/20 10:28	12.5	63.1	0.129	0.3591	0.203	0.933	30.01	523.13	20.09	19167	1,164,184	0.027	0.102855
3/12/20 10:29	12.5	63.7	0.279	0.5279	0.210	0.923	30.01	523.68	29.54	28189	1,710,383	0.041	0.103541
3/12/20 10:30	12.5	63.6	0.325	0.5697	0.203	0.907	30.01	523.64	31.88	30422	1,846,031	0.043	0.104256
3/12/20 10:31	12.5	63.8	0.461	0.6792	0.208	0.907	30.01	523.77	38.01	36274	2,200,513	0.052	0.105131
3/12/20 10:32	12.5	63.0	0.226	0.4751	0.189	0.919	30.01	522.97	26.57	25356	1,540,572	0.033	0.105686
3/12/20 10:33	12.5	62.2	0.355	0.5960	0.208	0.917	30.01	522.21	33.31	31782	1,933,823	0.046	0.106454

Emission Calculations

Client: Medline
Location: Waukegan, IL
Source: Inlet #4
Date: 3/12/2020

As: 15.9043 sqft
Cp: 0.84
Barometric: 29.09 in Hg
O2: 20.9 % vol
CO2: 0.0 % vol

Clock Time	Static (in H2O)	TC (Deg F)	Raw DP (in H2O)	SQRT DP (in H2O)	EO (ppm v)	Water (% vol)	Ps (in Hg)	Ts (deg R)	Vs (fps)	Qact (acfm)	Qstd (scfh)	EO Em (lb/hr)	EO Total (lbs)
3/12/20 10:34	12.5	62.4	0.187	0.4328	0.200	0.917	30.01	522.38	24.19	23084	1,404,134	0.032	0.106990
3/12/20 10:35	12.5	61.4	0.694	0.8333	0.203	0.904	30.01	521.40	46.53	44400	2,705,744	0.063	0.108038
3/12/20 10:36	12.5	62.7	0.487	0.6977	0.195	0.903	30.01	522.70	39.01	37222	2,262,671	0.050	0.108877
3/12/20 10:37	12.5	61.3	0.167	0.4085	0.161	0.904	30.01	521.32	22.81	21762	1,326,387	0.024	0.109285
3/12/20 10:38	12.5	62.1	0.138	0.3715	0.163	0.902	30.01	522.12	20.76	19809	1,205,515	0.022	0.109660
3/12/20 10:39	12.5	63.2	0.518	0.7197	0.181	0.893	30.01	523.16	40.25	38412	2,332,978	0.048	0.110464
3/12/20 10:40	12.5	61.8	0.599	0.7739	0.164	0.891	30.01	521.84	43.23	41255	2,511,962	0.047	0.111247
3/12/20 10:41	12.5	62.6	0.353	0.5942	0.171	0.893	30.01	522.56	33.22	31698	1,927,378	0.038	0.111877
3/12/20 10:42	12.5	63.1	0.423	0.6506	0.187	0.891	30.01	523.14	36.39	34722	2,108,938	0.045	0.112630
3/12/20 10:43	12.5	61.8	0.218	0.4673	0.190	0.889	30.01	521.77	26.10	24907	1,516,758	0.033	0.113178
3/12/20 10:44	12.5	63.3	0.288	0.5366	0.171	0.886	30.01	523.26	30.01	28642	1,739,263	0.034	0.113743
3/12/20 10:45	12.5	64.3	0.227	0.4769	0.181	0.889	30.01	524.31	26.70	25482	1,544,274	0.032	0.114277
3/12/20 10:46	12.5	63.0	0.454	0.6735	0.164	0.888	30.01	523.04	37.66	35940	2,183,328	0.041	0.114961
3/12/20 10:47	12.5	64.2	0.285	0.5342	0.180	0.884	30.01	524.19	29.91	28539	1,729,943	0.036	0.115553
3/12/20 10:48	12.5	63.7	0.335	0.5785	0.182	0.880	30.01	523.66	32.37	30891	1,874,391	0.039	0.116202
3/12/20 10:49	12.5	63.6	0.323	0.5679	0.173	0.877	30.01	523.57	31.78	30322	1,840,169	0.036	0.116810
3/12/20 10:50	12.5	64.5	0.372	0.6095	0.168	0.877	30.01	524.53	34.13	32573	1,973,153	0.038	0.117441
3/12/20 10:51	12.5	63.7	0.385	0.6201	0.163	0.873	30.01	523.75	34.70	33116	2,009,043	0.037	0.118065
3/12/20 10:52	12.5	63.1	0.277	0.5263	0.179	0.871	30.01	523.11	29.44	28089	1,706,164	0.035	0.118646
3/12/20 10:53	12.5	63.3	0.250	0.4996	0.141	0.870	30.01	523.30	27.95	26668	1,619,259	0.026	0.119082
3/12/20 10:54	12.5	63.4	0.219	0.4675	0.164	0.869	30.01	523.39	26.15	24956	1,515,009	0.028	0.119556
3/12/20 10:55	12.5	64.3	0.462	0.6795	0.150	0.870	30.01	524.32	38.05	36306	2,200,192	0.038	0.120184
3/12/20 10:56	12.5	64.5	0.318	0.5640	0.154	0.869	30.01	524.54	31.58	30139	1,825,677	0.032	0.120720
3/12/20 10:57	12.5	64.8	0.361	0.6006	0.161	0.868	30.01	524.80	33.64	32105	1,943,849	0.036	0.121317
3/12/20 10:58	12.5	62.6	0.323	0.5687	0.146	0.866	30.01	522.64	31.79	30334	1,844,166	0.031	0.121831
3/12/20 10:59	12.5	63.7	0.293	0.5415	0.159	0.869	30.01	523.74	30.30	28914	1,754,125	0.032	0.122362
3/12/20 11:00	12.5	64.3	0.192	0.4387	0.163	0.868	30.01	524.26	24.56	23439	1,420,608	0.026	0.122802
3/12/20 11:01	12.5	64.1	0.429	0.6548	0.163	0.867	30.01	524.10	36.65	34977	2,120,546	0.039	0.123460
3/12/20 11:02	12.5	64.1	0.464	0.6809	0.162	0.870	30.01	524.08	38.11	36370	2,205,100	0.041	0.124141
3/12/20 11:03	12.5	64.4	0.199	0.4458	0.169	0.867	30.01	524.35	24.96	23819	1,443,356	0.028	0.124605
3/12/20 11:04	12.5	65.0	0.248	0.4978	0.165	0.867	30.01	525.00	27.89	26611	1,610,584	0.030	0.125112
3/12/20 11:05	12.5	64.1	0.483	0.6950	0.166	0.869	30.01	524.08	38.90	37123	2,250,723	0.043	0.125823
3/12/20 11:06	12.5	62.9	0.541	0.7355	0.167	0.868	30.01	522.91	41.13	39245	2,384,731	0.046	0.126583
3/12/20 11:07	12.5	64.7	0.236	0.4859	0.144	0.867	30.01	524.74	27.21	25970	1,572,555	0.026	0.127015
3/12/20 11:08	12.5	64.0	0.209	0.4569	0.164	0.867	30.01	524.00	25.57	24404	1,479,792	0.028	0.127477
3/12/20 11:09	12.5	64.1	0.351	0.5927	0.167	0.866	30.01	524.09	33.18	31659	1,919,386	0.037	0.128088
3/12/20 11:10	12.5	64.2	0.125	0.3541	0.162	0.866	30.01	524.22	19.83	18919	1,146,723	0.021	0.128441
3/12/20 11:11	12.5	64.2	0.139	0.3726	0.139	0.868	30.01	524.22	20.86	19906	1,206,540	0.019	0.128762
3/12/20 11:12	12.5	64.4	0.598	0.7736	0.155	0.866	30.01	524.39	43.32	41335	2,504,644	0.044	0.129503
3/12/20 11:13	12.5	63.8	0.327	0.5722	0.152	0.867	30.01	523.77	32.02	30557	1,853,728	0.032	0.130042
3/12/20 11:14	12.5	65.0	0.393	0.6268	0.174	0.866	30.01	524.95	35.11	33508	2,028,152	0.040	0.130713
3/12/20 11:15	12.5	64.9	0.337	0.5808	0.174	0.866	30.01	524.93	32.54	31052	1,879,568	0.037	0.131334
3/12/20 11:16	12.5	64.9	0.326	0.5708	0.161	0.868	30.01	524.94	31.98	30515	1,847,040	0.034	0.131899
3/12/20 11:17	12.5	64.5	0.382	0.6181	0.159	0.867	30.01	524.48	34.61	33031	2,001,071	0.036	0.132505
3/12/20 11:18	12.5	65.3	0.345	0.5873	0.148	0.866	30.01	525.33	32.92	31410	1,899,810	0.032	0.133041
3/12/20 11:19	12.5	64.3	0.541	0.7355	0.151	0.866	30.01	524.27	41.18	39296	2,381,623	0.041	0.133727
3/12/20 11:20	12.5	63.5	0.363	0.6029	0.143	0.866	30.01	523.52	33.73	32187	1,953,527	0.032	0.134258
3/12/20 11:21	12.5	64.9	0.226	0.4759	0.108	0.867	30.01	524.92	26.66	25441	1,539,970	0.019	0.134575

Emission Calculations

Client: Medline
Location: Waukegan, IL
Source: Inlet #4
Date: 3/12/2020

As: 15.9043 sqft
Cp: 0.84
Barometric: 29.09 in Hg
O2: 20.9 % vol
CO2: 0.0 % vol

Clock Time	Static (in H2O)	TC (Deg F)	Raw DP (in H2O)	SQRT DP (in H2O)	EO (ppm v)	Water (% vol)	Ps (in Hg)	Ts (deg R)	Vs (fps)	Qact (acfm)	Qstd (scfh)	EO Em (lb/hr)	EO Total (lbs)
3/12/20 11:22	12.5	64.5	0.706	0.8401	0.109	0.865	30.01	524.55	47.05	44896	2,719,555	0.034	0.135140
3/12/20 11:23	12.5	64.9	0.357	0.5972	0.102	0.862	30.01	524.87	33.45	31922	1,932,487	0.023	0.135517
3/12/20 11:24	12.5	64.6	0.225	0.4742	0.112	0.863	30.01	524.56	26.56	25341	1,535,006	0.020	0.135845
3/12/20 11:25	12.5	64.8	0.253	0.5030	0.121	0.864	30.01	524.84	28.18	26889	1,627,877	0.023	0.136221
3/12/20 11:26	12.5	63.7	0.210	0.4588	0.097	0.862	30.01	523.66	25.67	24496	1,486,373	0.017	0.136497
3/12/20 11:27	12.5	63.8	0.396	0.6296	0.105	0.862	30.01	523.84	35.23	33620	2,039,306	0.025	0.136906
3/12/20 11:28	12.5	63.5	0.415	0.6444	0.108	0.862	30.01	523.47	36.05	34399	2,087,999	0.026	0.137337
3/12/20 11:29	12.5	63.3	0.223	0.4722	0.098	0.861	30.01	523.34	26.41	25204	1,530,254	0.017	0.137624
3/12/20 11:30	12.5	65.0	0.244	0.4935	0.117	0.860	30.01	524.98	27.65	26384	1,596,870	0.021	0.137979
3/12/20 11:31	12.5	64.9	0.339	0.5824	0.117	0.860	30.01	524.88	32.63	31135	1,884,786	0.025	0.138398
3/12/20 11:32	12.5	64.2	0.341	0.5838	0.120	0.863	30.01	524.19	32.68	31187	1,890,448	0.026	0.138832
3/12/20 11:33	12.5	64.5	0.355	0.5955	0.131	0.862	30.01	524.47	33.35	31821	1,927,857	0.029	0.139313
3/12/20 11:34	12.5	64.8	0.351	0.5927	0.120	0.861	30.01	524.82	33.20	31684	1,918,257	0.026	0.139751
3/12/20 11:35	12.5	65.4	0.383	0.6192	0.143	0.860	30.01	525.38	34.70	33117	2,002,881	0.033	0.140296
3/12/20 11:36	12.5	66.1	0.201	0.4486	0.197	0.863	30.01	526.12	25.16	24007	1,449,859	0.033	0.140841
3/12/20 11:37	12.5	64.8	0.284	0.5329	0.247	0.864	30.01	524.78	29.85	28484	1,724,640	0.049	0.141651
3/12/20 11:38	12.5	63.5	0.225	0.4747	0.244	0.869	30.01	523.45	26.56	25341	1,538,248	0.043	0.142367
3/12/20 11:39	12.5	65.3	0.233	0.4824	0.260	0.869	30.01	525.34	27.04	25801	1,560,554	0.046	0.143141
3/12/20 11:40	12.5	65.9	0.254	0.5043	0.289	0.868	30.01	525.92	28.28	26983	1,630,206	0.054	0.144039
3/12/20 11:41	12.5	65.4	0.282	0.5308	0.281	0.869	30.01	525.39	29.75	28389	1,716,877	0.055	0.144957
3/12/20 11:42	12.5	65.1	0.213	0.4611	0.323	0.871	30.01	525.14	25.84	24655	1,491,783	0.055	0.145874
3/12/20 11:43	12.5	64.3	0.326	0.5708	0.331	0.867	30.01	524.30	31.96	30498	1,848,262	0.070	0.147041
3/12/20 11:44	12.5	64.1	0.162	0.4027	0.342	0.868	30.01	524.07	22.54	21509	1,304,071	0.051	0.147892
3/12/20 11:45	12.5	65.3	0.200	0.4472	0.319	0.868	30.01	525.33	25.07	23919	1,446,728	0.053	0.148772
3/12/20 11:46	12.5	65.5	0.689	0.8298	0.360	0.863	30.01	525.54	46.51	44385	2,683,544	0.111	0.150615
3/12/20 11:47	12.5	65.8	0.117	0.3420	0.383	0.866	30.01	525.80	19.18	18298	1,105,772	0.048	0.151422
3/12/20 11:48	12.5	65.0	0.146	0.3817	0.275	0.863	30.01	525.02	21.39	20408	1,235,122	0.039	0.152069
3/12/20 11:49	12.5	64.6	0.225	0.4748	0.247	0.859	30.01	524.60	26.59	25374	1,536,906	0.043	0.152792
3/12/20 11:50	12.5	63.9	0.140	0.3741	0.246	0.859	30.01	523.85	20.93	19976	1,211,648	0.034	0.153359
3/12/20 11:51	12.5	65.0	0.303	0.5504	0.210	0.854	30.01	524.99	30.84	29426	1,780,989	0.043	0.154072
3/12/20 11:52	12.5	61.2	0.194	0.4402	0.195	0.852	30.01	521.24	24.58	23451	1,429,549	0.032	0.154602
3/12/20 11:53	12.5	63.6	0.320	0.5653	0.173	0.854	30.01	523.60	31.63	30181	1,831,497	0.036	0.155207
3/12/20 11:54	12.5	65.5	0.317	0.5628	0.158	0.856	30.01	525.54	31.55	30105	1,820,169	0.033	0.155757
3/12/20 11:55	12.5	64.7	0.566	0.7521	0.167	0.855	30.01	524.70	42.12	40195	2,434,106	0.047	0.156532
3/12/20 11:56	12.5	65.3	0.242	0.4923	0.167	0.855	30.01	525.28	27.59	26324	1,592,348	0.030	0.157040
3/12/20 11:57	12.5	65.5	0.269	0.5182	0.169	0.856	30.01	525.46	29.04	27716	1,675,972	0.032	0.157580
3/12/20 11:58	12.5	64.4	0.435	0.6596	0.169	0.856	30.01	524.40	36.93	35241	2,135,352	0.041	0.158269
3/12/20 11:59	12.5	64.4	0.419	0.6472	0.169	0.856	30.01	524.38	36.24	34578	2,095,264	0.041	0.158945
3/12/20 12:00	12.5	64.1	0.214	0.4622	0.160	0.858	30.01	524.07	25.87	24688	1,496,867	0.027	0.159402
3/12/20 12:01	12.5	63.7	0.226	0.4755	0.160	0.858	30.01	523.75	26.61	25392	1,540,495	0.028	0.159873
3/12/20 12:02	12.5	65.4	0.361	0.6005	0.160	0.856	30.01	525.38	33.66	32118	1,942,423	0.035	0.160464
3/12/20 12:03	12.5	65.6	0.146	0.3818	0.132	0.857	30.01	525.64	21.40	20426	1,234,709	0.019	0.160776
3/12/20 12:04	12.5	65.8	0.437	0.6613	0.137	0.857	30.01	525.83	37.08	35382	2,137,999	0.033	0.161334
3/12/20 12:05	12.5	65.9	0.335	0.5784	0.131	0.857	30.01	525.88	32.43	30948	1,869,932	0.028	0.161802
3/12/20 12:06	12.5	64.8	0.299	0.5467	0.041	0.855	30.01	524.75	30.62	29221	1,769,378	0.008	0.161941
3/12/20 12:07	12.5	60.2	0.287	0.5354	0.042	0.854	30.01	520.23	29.86	28495	1,740,392	0.008	0.162080
3/12/20 12:08	12.5	57.1	0.299	0.5468	0.040	0.852	30.01	517.09	30.40	29012	1,782,781	0.008	0.162215
3/12/20 12:09	12.5	60.7	0.636	0.7972	0.015	0.853	30.01	520.69	44.48	42444	2,590,088	0.004	0.162290

Emission Calculations

Client: Medline
Location: Waukegan, IL
Source: Inlet #4
Date: 3/12/2020

As: 15.9043 sqft
Cp: 0.84
Barometric: 29.09 in Hg
O2: 20.9 % vol
CO2: 0.0 % vol

Clock Time	Static (in H2O)	TC (Deg F)	Raw DP (in H2O)	SQRT DP (in H2O)	EO (ppm v)	Water (% vol)	Ps (in Hg)	Ts (deg R)	Vs (fps)	Qact (acfm)	Qstd (scfh)	EO Em (lb/hr)	EO Total (lbs)
3/12/20 12:10	12.5	58.3	0.178	0.4214	0.019	0.848	30.01	518.32	23.46	22387	1,372,378	0.003	0.162341
3/12/20 12:11	12.5	55.7	0.145	0.3814	0.002	0.846	30.01	515.72	21.18	20208	1,245,034	0.000	0.162345
3/12/20 12:12	12.5	55.7	0.438	0.6616	0.012	0.846	30.01	515.72	36.74	35057	2,159,889	0.003	0.162394
3/12/20 12:13	12.5	58.6	0.173	0.4161	0.031	0.847	30.01	518.58	23.17	22109	1,354,668	0.005	0.162474
3/12/20 12:14	12.5	61.1	0.320	0.5653	0.030	0.844	30.01	521.08	31.55	30106	1,835,804	0.006	0.162578
3/12/20 12:15	12.5	61.6	0.226	0.4751	0.018	0.844	30.01	521.58	26.53	25318	1,542,399	0.003	0.162631
3/12/20 12:16	12.5	62.6	0.131	0.3614	0.007	0.847	30.01	522.63	20.20	19277	1,171,992	0.001	0.162646
3/12/20 12:17	12.5	61.2	0.385	0.6206	0.035	0.846	30.01	521.23	34.64	33059	2,015,285	0.008	0.162780
3/12/20 12:18	12.5	62.4	0.532	0.7292	0.001	0.846	30.01	522.38	40.75	38886	2,365,278	0.000	0.162785
3/12/20 12:19	12.5	62.6	0.290	0.5381	0.003	0.845	30.01	522.58	30.08	28700	1,745,073	0.001	0.162794
3/12/20 12:20	12.5	63.1	0.326	0.5706	0.010	0.846	30.01	523.15	31.91	30452	1,849,521	0.002	0.162827
3/12/20 12:21	12.5	63.7	0.333	0.5772	0.009	0.843	30.01	523.66	32.29	30817	1,869,912	0.002	0.162860
3/12/20 12:22	12.5	62.8	0.666	0.8162	0.013	0.843	30.01	522.82	45.63	43544	2,646,418	0.004	0.162927
3/12/20 12:23	12.5	64.1	0.357	0.5978	0.004	0.843	30.01	524.10	33.46	31930	1,935,820	0.001	0.162941
3/12/20 12:24	12.5	64.1	0.270	0.5197	0.017	0.839	30.01	524.13	29.09	27763	1,683,057	0.003	0.162996
3/12/20 12:25	12.5	63.7	0.208	0.4564	0.021	0.840	30.01	523.70	25.54	24371	1,478,647	0.004	0.163056
3/12/20 12:26	12.5	63.6	0.351	0.5928	0.009	0.838	30.01	523.55	33.17	31649	1,920,761	0.002	0.163091
3/12/20 12:27	12.5	63.8	0.134	0.3657	0.026	0.835	30.01	523.76	20.46	19529	1,184,726	0.004	0.163150
3/12/20 12:28	12.5	62.9	0.313	0.5593	0.000	0.837	30.01	522.90	31.27	29843	1,813,419	0.000	0.163150
3/12/20 12:29	12.5	64.2	0.279	0.5278	0.010	0.835	30.01	524.22	29.55	28195	1,708,984	0.002	0.163181
3/12/20 12:30	12.5	64.3	0.281	0.5297	0.014	0.837	30.01	524.27	29.65	28297	1,714,968	0.003	0.163226
3/12/20 12:31	12.5	65.1	0.549	0.7412	0.013	0.833	30.01	525.09	41.53	39630	2,398,072	0.004	0.163287
3/12/20 12:32	12.5	64.7	0.145	0.3811	0.047	0.833	30.01	524.74	21.35	20370	1,233,433	0.007	0.163397
3/12/20 12:33	12.5	64.2	0.253	0.5026	0.044	0.831	30.01	524.18	28.13	26847	1,627,435	0.008	0.163534
3/12/20 12:34	12.5	64.8	0.465	0.6818	0.036	0.831	30.01	524.76	38.18	36438	2,206,328	0.009	0.163687
3/12/20 12:35	12.5	65.9	0.417	0.6456	0.014	0.831	30.01	525.90	36.20	34545	2,087,161	0.003	0.163743
3/12/20 12:36	12.5	65.2	0.311	0.5577	0.011	0.831	30.01	525.16	31.25	29817	1,804,049	0.002	0.163781
3/12/20 12:37	12.5	64.8	0.184	0.4292	0.027	0.833	30.01	524.79	24.04	22939	1,388,889	0.004	0.163853
3/12/20 12:38	12.5	63.8	0.300	0.5480	0.023	0.832	30.01	523.83	30.67	29263	1,775,002	0.005	0.163930
3/12/20 12:39	12.5	63.9	0.541	0.7355	0.032	0.830	30.01	523.89	41.16	39279	2,382,311	0.009	0.164073
3/12/20 12:40	12.5	64.3	0.314	0.5606	0.026	0.832	30.01	524.32	31.39	29951	1,815,036	0.005	0.164164
3/12/20 12:41	12.5	65.0	0.541	0.7355	0.000	0.834	30.01	525.04	41.21	39323	2,379,718	0.000	0.164164
3/12/20 12:42	12.5	64.5	0.308	0.5547	0.000	0.833	30.01	524.46	31.06	29640	1,795,751	0.000	0.164164
3/12/20 12:43	12.5	64.0	0.323	0.5687	0.000	0.836	30.01	524.01	31.83	30376	1,841,887	0.000	0.164164
3/12/20 12:44	12.5	65.7	0.516	0.7180	0.000	0.838	30.01	525.70	40.25	38411	2,321,650	0.000	0.164164
3/12/20 12:45	12.5	65.0	0.278	0.5270	0.015	0.836	30.01	525.04	29.53	28177	1,705,197	0.003	0.164211
3/12/20 12:46	12.5	65.9	0.298	0.5463	0.025	0.834	30.01	525.94	30.63	29231	1,765,948	0.005	0.164297
3/12/20 12:47	12.5	65.7	0.172	0.4149	0.000	0.839	30.01	525.67	23.26	22192	1,341,436	0.000	0.164297
3/12/20 12:48	12.5	65.3	0.504	0.7100	0.000	0.834	30.01	525.30	39.79	37966	2,296,525	0.000	0.164297
3/12/20 12:49	12.5	66.3	0.169	0.4116	0.000	0.837	30.01	526.30	23.09	22033	1,330,206	0.000	0.164297
3/12/20 12:50	12.5	65.5	0.423	0.6504	0.000	0.839	30.01	525.50	36.45	34787	2,103,407	0.000	0.164297
3/12/20 12:51	12.5	66.5	0.192	0.4381	0.000	0.836	30.01	526.49	24.58	23453	1,415,386	0.000	0.164297
3/12/20 12:52	12.5	66.3	0.352	0.5929	0.000	0.838	30.01	526.35	33.26	31740	1,916,049	0.000	0.164297
3/12/20 12:53	12.5	65.0	0.423	0.6503	0.003	0.838	30.01	525.03	36.43	34764	2,103,895	0.001	0.164310
3/12/20 12:54	12.5	64.1	0.277	0.5261	0.005	0.835	30.01	524.11	29.45	28101	1,703,612	0.001	0.164328
3/12/20 12:55	12.5	64.0	0.240	0.4895	0.005	0.838	30.01	524.03	27.40	26147	1,585,429	0.001	0.164344
3/12/20 12:56	12.5	64.0	0.527	0.7260	0.016	0.837	30.01	523.98	40.63	38775	2,351,296	0.004	0.164414
3/12/20 12:57	12.5	63.1	0.299	0.5466	0.023	0.838	30.01	523.06	30.57	29167	1,771,797	0.005	0.164492

Emission Calculations

Client: Medline
Location: Waukegan, IL
Source: Inlet #4
Date: 3/12/2020

As: 15.9043 sqft
Cp: 0.84
Barometric: 29.09 in Hg
O2: 20.9 % vol
CO2: 0.0 % vol

Clock Time	Static (in H2O)	TC (Deg F)	Raw DP (in H2O)	SQRT DP (in H2O)	EO (ppm v)	Water (% vol)	Ps (in Hg)	Ts (deg R)	Vs (fps)	Qact (acfm)	Qstd (scfh)	EO Em (lb/hr)	EO Total (lbs)
3/12/20 12:58	12.5	63.2	0.294	0.5423	0.009	0.839	30.01	523.22	30.33	28940	1,757,518	0.002	0.164522
3/12/20 12:59	12.5	63.0	0.363	0.6023	0.019	0.839	30.01	522.99	33.68	32139	1,952,594	0.004	0.164594
3/12/20 13:00	12.5	62.3	0.340	0.5828	0.009	0.840	30.01	522.30	32.56	31074	1,890,400	0.002	0.164627
3/12/20 13:01	12.5	63.7	0.494	0.7029	0.000	0.840	30.01	523.69	39.33	37531	2,277,140	0.000	0.164627
3/12/20 13:02	12.5	60.5	0.259	0.5085	0.001	0.844	30.01	520.49	28.36	27065	1,652,270	0.000	0.164632
3/12/20 13:03	12.5	61.8	0.113	0.3359	0.013	0.843	30.01	521.82	18.76	17902	1,090,101	0.002	0.164659
3/12/20 13:04	12.5	61.9	0.269	0.5185	0.016	0.842	30.01	521.88	28.96	27634	1,682,514	0.003	0.164710
3/12/20 13:05	12.5	62.7	0.152	0.3899	0.025	0.843	30.01	522.65	21.79	20797	1,264,365	0.004	0.164771
3/12/20 13:06	12.5	61.5	0.390	0.6242	0.042	0.845	30.01	521.45	34.85	33259	2,026,625	0.010	0.164932
3/12/20 13:07	12.5	62.1	0.310	0.5563	0.026	0.844	30.01	522.06	31.08	29658	1,805,111	0.005	0.165022
3/12/20 13:08	12.5	61.6	0.355	0.5954	0.034	0.845	30.01	521.60	33.25	31730	1,932,873	0.008	0.165148
3/12/20 13:09	12.5	62.3	0.424	0.6514	0.010	0.845	30.01	522.26	36.40	34733	2,113,152	0.003	0.165190
3/12/20 13:10	12.5	62.8	0.404	0.6360	0.000	0.844	30.01	522.77	35.55	33927	2,062,120	0.000	0.165190
3/12/20 13:11	12.5	63.3	0.248	0.4977	0.000	0.846	30.01	523.32	27.84	26566	1,613,037	0.000	0.165190
3/12/20 13:12	12.5	63.5	0.607	0.7794	0.000	0.845	30.01	523.55	43.60	41607	2,525,169	0.000	0.165190
3/12/20 13:13	12.5	61.1	0.390	0.6247	0.000	0.844	30.01	521.14	34.87	33273	2,028,696	0.000	0.165190
3/12/20 13:14	12.5	61.3	0.360	0.6002	0.008	0.846	30.01	521.29	33.51	31974	1,948,929	0.002	0.165221
3/12/20 13:15	12.5	61.6	0.657	0.8108	0.008	0.846	30.01	521.61	45.28	43206	2,631,918	0.002	0.165262
3/12/20 13:16	12.5	62.1	0.347	0.5893	0.009	0.845	30.01	522.08	32.92	31416	1,912,023	0.002	0.165294
3/12/20 13:17	12.5	62.0	0.248	0.4984	0.013	0.844	30.01	522.01	27.85	26571	1,617,370	0.002	0.165334
3/12/20 13:18	12.5	62.2	0.362	0.6017	0.011	0.841	30.01	522.19	33.62	32082	1,952,122	0.002	0.165375
3/12/20 13:19	12.5	61.5	0.387	0.6223	0.021	0.841	30.01	521.47	34.74	33154	2,020,150	0.005	0.165456
3/12/20 13:20	12.5	62.4	0.272	0.5218	0.009	0.845	30.01	522.36	29.16	27826	1,692,631	0.002	0.165486
3/12/20 13:21	12.5	62.5	0.177	0.4206	0.000	0.845	30.01	522.47	23.51	22432	1,364,195	0.000	0.165486
3/12/20 13:22	12.5	62.5	0.472	0.6867	0.008	0.842	30.01	522.45	38.38	36623	2,227,306	0.002	0.165518
3/12/20 13:23	12.5	61.8	0.558	0.7468	0.010	0.843	30.01	521.79	41.71	39803	2,423,784	0.003	0.165564
3/12/20 13:24	12.5	63.0	0.344	0.5861	0.016	0.844	30.01	522.97	32.77	31273	1,900,057	0.004	0.165622
3/12/20 13:25	12.5	63.0	0.406	0.6371	0.003	0.842	30.01	522.98	35.63	33996	2,065,462	0.001	0.165634
3/12/20 13:26	12.5	62.6	0.269	0.5185	0.008	0.843	30.01	522.64	28.98	27655	1,681,304	0.001	0.165658
3/12/20 13:27	12.5	62.3	0.141	0.3759	0.000	0.845	30.01	522.31	21.01	20045	1,219,438	0.000	0.165658
3/12/20 13:28	12.5	63.2	0.100	0.3159	0.016	0.843	30.01	523.24	17.67	16859	1,023,778	0.002	0.165689
3/12/20 13:29	12.5	63.3	0.393	0.6269	0.023	0.845	30.01	523.27	35.06	33461	2,031,838	0.005	0.165780
3/12/20 13:30	12.5	62.6	0.436	0.6601	0.016	0.844	30.01	522.64	36.90	35211	2,140,698	0.004	0.165844
3/12/20 13:31	12.5	63.1	0.167	0.4081	0.020	0.845	30.01	523.13	22.82	21780	1,322,903	0.003	0.165894
3/12/20 13:32	12.5	62.4	0.285	0.5338	0.027	0.845	30.01	522.44	29.83	28469	1,731,474	0.005	0.165983
3/12/20 13:33	12.5	62.8	0.342	0.5850	0.031	0.844	30.01	522.84	32.70	31208	1,896,609	0.007	0.166094
3/12/20 13:34	12.5	63.4	0.353	0.5942	0.000	0.850	30.01	523.35	33.24	31719	1,925,753	0.000	0.166094
3/12/20 13:35	12.5	62.7	0.224	0.4734	0.000	0.852	30.01	522.69	26.47	25255	1,535,286	0.000	0.166094
3/12/20 13:36	12.5	62.5	0.362	0.6013	0.009	0.851	30.01	522.53	33.61	32070	1,950,112	0.002	0.166127
3/12/20 13:37	12.5	62.9	0.246	0.4963	0.000	0.850	30.01	522.93	27.75	26480	1,608,997	0.000	0.166127
3/12/20 13:38	12.5	62.9	0.104	0.3219	0.009	0.851	30.01	522.88	18.00	17177	1,043,813	0.001	0.166145
3/12/20 13:39	12.5	63.2	0.269	0.5189	0.000	0.853	30.01	523.19	29.02	27694	1,681,941	0.000	0.166145
3/12/20 13:40	12.5	63.1	0.416	0.6448	0.000	0.853	30.01	523.07	36.06	34407	2,090,100	0.000	0.166145
3/12/20 13:41	12.5	64.0	0.108	0.3289	0.000	0.855	30.01	523.98	18.41	17567	1,065,254	0.000	0.166145
3/12/20 13:42	12.5	63.6	0.308	0.5548	0.000	0.856	30.01	523.62	31.04	29621	1,797,451	0.000	0.166145
3/12/20 13:43	12.5	63.1	0.198	0.4451	0.000	0.855	30.01	523.08	24.89	23750	1,442,696	0.000	0.166145
3/12/20 13:44	12.5	63.3	0.194	0.4405	0.000	0.856	30.01	523.30	24.64	23514	1,427,752	0.000	0.166145
3/12/20 13:45	12.5	62.7	0.212	0.4601	0.023	0.855	30.01	522.66	25.72	24543	1,492,041	0.004	0.166211

Emission Calculations

Client: Medline
Location: Waukegan, IL
Source: Inlet #4
Date: 3/12/2020

As: 15.9043 sqft
Cp: 0.84
Barometric: 29.09 in Hg
O2: 20.9 % vol
CO2: 0.0 % vol

Clock Time	Static (in H2O)	TC (Deg F)	Raw DP (in H2O)	SQRT DP (in H2O)	EO (ppm v)	Water (% vol)	Ps (in Hg)	Ts (deg R)	Vs (fps)	Qact (acfm)	Qstd (scfh)	EO Em (lb/hr)	EO Total (lbs)
3/12/20 13:46	12.5	63.1	0.277	0.5265	0.019	0.856	30.01	523.12	29.44	28095	1,706,520	0.004	0.166273
3/12/20 13:47	12.5	64.2	0.178	0.4220	0.000	0.854	30.01	524.23	23.62	22543	1,366,387	0.000	0.166273
3/12/20 13:48	12.5	63.3	0.198	0.4453	0.022	0.855	30.01	523.26	24.91	23769	1,443,317	0.004	0.166332
3/12/20 13:49	12.5	63.8	0.204	0.4515	0.018	0.855	30.01	523.79	25.26	24109	1,462,496	0.003	0.166382
3/12/20 13:50	12.5	63.9	0.193	0.4394	0.011	0.857	30.01	523.88	24.59	23464	1,423,121	0.002	0.166411
3/12/20 13:51	12.5	63.5	0.348	0.5899	0.003	0.855	30.01	523.55	33.00	31493	1,911,338	0.001	0.166423
3/12/20 13:52	12.5	64.0	0.390	0.6242	0.011	0.855	30.01	524.03	34.94	33341	2,021,645	0.003	0.166465
3/12/20 13:53	12.5	63.4	0.304	0.5510	0.003	0.855	30.01	523.36	30.82	29414	1,785,746	0.001	0.166476
3/12/20 13:54	12.5	63.2	0.141	0.3757	0.004	0.855	30.01	523.23	21.01	20049	1,217,555	0.001	0.166485
3/12/20 13:55	12.5	63.8	0.484	0.6954	0.015	0.857	30.01	523.83	38.92	37139	2,252,746	0.004	0.166548
3/12/20 13:56	12.5	62.7	0.403	0.6348	0.008	0.856	30.01	522.69	35.48	33861	2,058,421	0.002	0.166579
3/12/20 13:57	12.5	63.1	0.417	0.6461	0.016	0.856	30.01	523.14	36.13	34480	2,094,263	0.004	0.166645
3/12/20 13:58	12.5	64.1	0.226	0.4759	0.004	0.856	30.01	524.06	26.64	25418	1,541,126	0.001	0.166658
3/12/20 13:59	12.5	64.4	0.358	0.5982	0.025	0.856	30.01	524.43	33.49	31963	1,936,539	0.005	0.166749
3/12/20 14:00	12.5	64.1	0.342	0.5850	0.012	0.858	30.01	524.08	32.74	31247	1,894,463	0.003	0.166792
3/12/20 14:01	12.5	63.7	0.496	0.7046	0.000	0.861	30.01	523.74	39.43	37624	2,282,601	0.000	0.166792
3/12/20 14:02	12.5	64.0	0.244	0.4940	0.000	0.862	30.01	524.04	27.65	26388	1,600,012	0.000	0.166792
3/12/20 14:03	12.5	63.9	0.142	0.3772	0.000	0.863	30.01	523.86	21.11	20142	1,221,680	0.000	0.166792
3/12/20 14:04	12.5	64.1	0.272	0.5212	0.000	0.858	30.01	524.15	29.18	27844	1,687,935	0.000	0.166792
3/12/20 14:05	12.5	63.7	0.326	0.5712	0.009	0.858	30.01	523.73	31.96	30499	1,850,322	0.002	0.166824
3/12/20 14:06	12.5	62.7	0.148	0.3843	0.027	0.858	30.01	522.73	21.48	20500	1,246,126	0.004	0.166888
3/12/20 14:07	12.5	63.7	0.263	0.5131	0.010	0.858	30.01	523.74	28.71	27399	1,662,211	0.002	0.166919
3/12/20 14:08	12.5	64.0	0.547	0.7395	0.011	0.859	30.01	523.97	41.39	39498	2,395,234	0.003	0.166968
3/12/20 14:09	12.5	64.2	0.214	0.4623	0.000	0.857	30.01	524.20	25.88	24694	1,496,844	0.000	0.166968
3/12/20 14:10	12.5	63.5	0.239	0.4887	0.016	0.855	30.01	523.48	27.34	26088	1,583,490	0.003	0.167017
3/12/20 14:11	12.5	64.3	0.245	0.4947	0.000	0.855	30.01	524.30	27.70	26430	1,601,725	0.000	0.167017
3/12/20 14:12	12.5	63.2	0.186	0.4312	0.022	0.857	30.01	523.21	24.12	23014	1,397,629	0.004	0.167076
3/12/20 14:13	12.5	64.3	0.302	0.5491	0.032	0.858	30.01	524.35	30.75	29341	1,777,970	0.006	0.167183
3/12/20 14:14	12.5	63.9	0.508	0.7125	0.025	0.855	30.01	523.89	39.88	38054	2,307,996	0.007	0.167293
3/12/20 14:15	12.5	64.9	0.234	0.4840	0.022	0.853	30.01	524.92	27.11	25873	1,566,152	0.004	0.167357
3/12/20 14:16	12.5	64.3	0.480	0.6927	0.051	0.854	30.01	524.33	38.78	37009	2,242,719	0.013	0.167577
3/12/20 14:17	12.5	64.9	0.098	0.3136	0.028	0.856	30.01	524.94	17.57	16767	1,014,895	0.003	0.167630
3/12/20 14:18	12.5	63.9	0.276	0.5252	0.065	0.855	30.01	523.91	29.39	28048	1,701,085	0.013	0.167840
3/12/20 14:19	12.5	64.0	0.292	0.5400	0.035	0.853	30.01	523.99	30.23	28843	1,749,024	0.007	0.167958
3/12/20 14:20	12.5	64.0	0.385	0.6203	0.055	0.856	30.01	524.04	34.72	33133	2,008,950	0.013	0.168170
3/12/20 14:21	12.5	64.5	0.097	0.3111	0.075	0.858	30.01	524.46	17.42	16623	1,007,125	0.009	0.168313
3/12/20 14:22	12.5	64.9	0.274	0.5235	0.062	0.858	30.01	524.86	29.32	27983	1,694,072	0.012	0.168514
3/12/20 14:23	12.5	64.2	0.492	0.7015	0.077	0.858	30.01	524.23	39.27	37474	2,271,327	0.020	0.168847
3/12/20 14:24	12.5	64.5	0.158	0.3981	0.088	0.857	30.01	524.52	22.29	21274	1,288,714	0.013	0.169064
3/12/20 14:25	12.5	63.4	0.548	0.7402	0.093	0.858	30.01	523.42	41.41	39511	2,398,571	0.025	0.169487
3/12/20 14:26	12.5	64.4	0.326	0.5707	0.082	0.862	30.01	524.44	31.96	30495	1,847,604	0.017	0.169774
3/12/20 14:27	12.5	64.4	0.784	0.8853	0.075	0.860	30.01	524.39	49.57	47302	2,866,172	0.025	0.170184
3/12/20 14:28	12.5	64.3	0.468	0.6840	0.078	0.861	30.01	524.31	38.30	36547	2,214,825	0.020	0.170514
3/12/20 14:29	12.5	65.0	0.329	0.5736	0.074	0.861	30.01	524.96	32.13	30664	1,856,021	0.016	0.170777
3/12/20 14:30	12.5	64.2	0.257	0.5072	0.089	0.859	30.01	524.21	28.39	27095	1,642,322	0.017	0.171056
3/12/20 14:31	12.5	63.6	0.242	0.4921	0.100	0.861	30.01	523.63	27.53	26272	1,594,207	0.018	0.171360
3/12/20 14:32	12.5	63.7	0.156	0.3945	0.107	0.860	30.01	523.68	22.07	21064	1,278,072	0.016	0.171622
3/12/20 14:33	12.5	63.2	0.445	0.6674	0.075	0.861	30.01	523.16	37.32	35617	2,163,180	0.019	0.171932

Emission Calculations

Client: Medline
Location: Waukegan, IL
Source: Inlet #4
Date: 3/12/2020

As: 15.9043 sqft
Cp: 0.84
Barometric: 29.09 in Hg
O2: 20.9 % vol
CO2: 0.0 % vol

Clock Time	Static (in H2O)	TC (Deg F)	Raw DP (in H2O)	SQRT DP (in H2O)	EO (ppm v)	Water (% vol)	Ps (in Hg)	Ts (deg R)	Vs (fps)	Qact (acfm)	Qstd (scfh)	EO Em (lb/hr)	EO Total (lbs)
3/12/20 14:34	12.5	63.5	0.504	0.7102	0.093	0.861	30.01	523.53	39.73	37915	2,301,160	0.025	0.172341
3/12/20 14:35	12.5	64.9	0.413	0.6429	0.092	0.862	30.01	524.86	36.01	34366	2,080,514	0.022	0.172708
3/12/20 14:36	12.5	64.7	0.201	0.4480	0.093	0.862	30.01	524.66	25.09	23941	1,449,931	0.015	0.172965
3/12/20 14:37	12.5	64.8	0.144	0.3795	0.068	0.864	30.01	524.83	21.26	20284	1,228,048	0.010	0.173125
3/12/20 14:38	12.5	64.8	0.128	0.3584	0.073	0.863	30.01	524.82	20.08	19160	1,160,027	0.010	0.173287
3/12/20 14:39	12.5	64.8	0.538	0.7334	0.082	0.867	30.01	524.80	41.08	39203	2,373,593	0.022	0.173658
3/12/20 14:40	12.5	65.1	0.378	0.6149	0.074	0.866	30.01	525.09	34.45	32877	1,989,446	0.017	0.173939
3/12/20 14:41	12.5	64.8	0.338	0.5810	0.077	0.866	30.01	524.75	32.54	31055	1,880,408	0.017	0.174216
3/12/20 14:42	12.5	65.0	0.169	0.4114	0.070	0.867	30.01	524.95	23.05	21991	1,331,075	0.011	0.174395
3/12/20 14:43	12.5	65.1	0.112	0.3352	0.083	0.866	30.01	525.13	18.78	17921	1,084,363	0.010	0.174566
3/12/20 14:44	12.5	65.5	0.496	0.7040	0.079	0.870	30.01	525.48	39.46	37653	2,276,790	0.021	0.174907
3/12/20 14:45	12.5	65.4	0.309	0.5563	0.071	0.867	30.01	525.39	31.18	29752	1,799,314	0.015	0.175150
3/12/20 14:46	12.5	65.1	0.243	0.4931	0.057	0.874	30.01	525.11	27.63	26365	1,595,349	0.010	0.175323
3/12/20 14:47	12.5	64.6	0.131	0.3621	0.046	0.870	30.01	524.57	20.28	19350	1,172,077	0.006	0.175424
3/12/20 14:48	12.5	64.6	0.257	0.5065	0.066	0.870	30.01	524.63	28.37	27069	1,639,448	0.012	0.175631
3/12/20 14:49	12.5	65.2	0.350	0.5916	0.049	0.869	30.01	525.19	33.15	31637	1,914,064	0.011	0.175809
3/12/20 14:50	12.5	64.4	0.317	0.5631	0.051	0.874	30.01	524.42	31.53	30088	1,823,049	0.011	0.175987
3/12/20 14:51	12.5	65.2	0.221	0.4701	0.063	0.875	30.01	525.19	26.34	25138	1,520,857	0.011	0.176169
3/12/20 14:52	12.5	64.3	0.354	0.5951	0.068	0.875	30.01	524.30	33.32	31796	1,926,907	0.015	0.176421
3/12/20 14:53	12.5	65.0	0.209	0.4569	0.038	0.877	30.01	525.02	25.60	24428	1,478,364	0.006	0.176527
3/12/20 14:54	12.5	65.5	0.136	0.3682	0.070	0.876	30.01	525.54	20.64	19698	1,190,967	0.010	0.176686
3/12/20 14:55	12.5	65.2	0.441	0.6642	0.066	0.877	30.01	525.24	37.22	35516	2,148,579	0.016	0.176957
3/12/20 14:56	12.5	65.3	0.541	0.7355	0.068	0.876	30.01	525.33	41.22	39336	2,379,270	0.019	0.177267
3/12/20 14:57	12.5	66.5	0.532	0.7291	0.092	0.878	30.01	526.47	40.91	39037	2,356,041	0.025	0.177681
3/12/20 14:58	12.5	66.6	0.204	0.4516	0.077	0.879	30.01	526.59	25.34	24183	1,459,222	0.013	0.177895
3/12/20 14:59	12.5	66.6	0.294	0.5420	0.105	0.877	30.01	526.59	30.41	29019	1,751,009	0.021	0.178244
3/12/20 15:00	12.5	65.5	0.211	0.4589	0.084	0.878	30.01	525.54	25.72	24545	1,484,001	0.014	0.178481
3/12/20 15:01	12.5	65.3	0.184	0.4295	0.095	0.881	30.01	525.25	24.07	22967	1,389,334	0.015	0.178732
3/12/20 15:02	12.5	66.0	0.352	0.5929	0.091	0.880	30.01	526.05	33.25	31731	1,916,636	0.020	0.179064
3/12/20 15:03	12.5	66.3	0.317	0.5630	0.105	0.879	30.01	526.27	31.58	30136	1,819,483	0.022	0.179430
3/12/20 15:04	12.5	66.3	0.332	0.5759	0.100	0.881	30.01	526.35	32.31	30832	1,861,246	0.021	0.179784
3/12/20 15:05	12.5	65.3	0.269	0.5187	0.385	0.884	30.01	525.33	29.07	27739	1,677,801	0.074	0.181016
3/12/20 15:06	12.5	66.1	0.164	0.4054	0.457	0.888	30.01	526.11	22.74	21699	1,310,499	0.069	0.182159
3/12/20 15:07	12.5	66.8	0.245	0.4950	0.514	0.892	30.01	526.77	27.78	26512	1,599,169	0.094	0.183726
3/12/20 15:08	12.5	66.5	0.444	0.6663	0.616	0.886	30.01	526.45	37.38	35670	2,152,909	0.152	0.186253
3/12/20 15:09	12.5	65.6	0.392	0.6259	0.617	0.890	30.01	525.62	35.09	33482	2,024,029	0.143	0.188632
3/12/20 15:10	12.5	66.6	0.452	0.6725	0.738	0.890	30.01	526.62	37.74	36011	2,172,770	0.183	0.191686
3/12/20 15:11	12.5	66.3	0.541	0.7355	0.897	0.893	30.01	526.31	41.26	39375	2,377,109	0.244	0.195747
3/12/20 15:12	12.5	66.4	0.603	0.7768	0.927	0.894	30.01	526.42	43.58	41590	2,510,316	0.266	0.200183
3/12/20 15:13	12.5	63.7	0.201	0.4478	0.997	0.894	30.01	523.67	25.06	23911	1,450,828	0.165	0.202938
3/12/20 15:14	12.5	65.4	0.433	0.6580	1.185	0.896	30.01	525.38	36.88	35196	2,128,610	0.288	0.207745
3/12/20 15:15	12.5	65.1	0.466	0.6826	1.295	0.896	30.01	525.14	38.25	36500	2,208,453	0.327	0.213195
3/12/20 15:16	12.5	66.1	0.227	0.4766	1.448	0.901	30.01	526.11	26.73	25511	1,540,746	0.255	0.217445
3/12/20 15:17	12.5	66.0	0.358	0.5980	1.386	0.895	30.01	525.97	33.54	32002	1,933,286	0.306	0.222551
3/12/20 15:18	12.5	65.5	0.570	0.7551	1.352	0.902	30.01	525.49	42.33	40390	2,442,213	0.378	0.228845
3/12/20 15:19	12.5	66.0	0.204	0.4522	1.209	0.897	30.01	526.01	25.36	24200	1,461,867	0.202	0.232214
3/12/20 15:20	12.5	65.9	0.252	0.5021	1.309	0.902	30.01	525.87	28.16	26868	1,623,455	0.243	0.236264
3/12/20 15:21	12.5	65.6	0.550	0.7417	1.445	0.894	30.01	525.58	41.58	39678	2,398,730	0.396	0.242868

Emission Calculations

Client: Medline
Location: Waukegan, IL
Source: Inlet #4
Date: 3/12/2020

As: 15.9043 sqft
Cp: 0.84
Barometric: 29.09 in Hg
O2: 20.9 % vol
CO2: 0.0 % vol

Clock Time	Static (in H2O)	TC (Deg F)	Raw DP (in H2O)	SQRT DP (in H2O)	EO (ppm v)	Water (% vol)	Ps (in Hg)	Ts (deg R)	Vs (fps)	Qact (acfm)	Qstd (scfh)	EO Em (lb/hr)	EO Total (lbs)
3/12/20 15:22	12.5	65.8	0.135	0.3677	1.195	0.901	30.01	525.79	20.62	19677	1,189,116	0.163	0.245576
3/12/20 15:23	12.5	66.8	0.460	0.6780	1.128	0.892	30.01	526.84	38.06	36315	2,190,185	0.282	0.250284
3/12/20 15:24	12.5	65.3	0.377	0.6144	1.009	0.899	30.01	525.30	34.43	32857	1,987,460	0.229	0.254106
3/12/20 15:25	12.5	66.5	0.289	0.5377	0.855	0.895	30.01	526.53	30.17	28793	1,737,525	0.170	0.256936
3/12/20 15:26	12.5	66.1	0.141	0.3752	0.758	0.896	30.01	526.10	21.04	20081	1,212,837	0.105	0.258688
3/12/20 15:27	12.5	66.3	0.109	0.3308	0.640	0.896	30.01	526.29	18.55	17706	1,068,989	0.078	0.259992
3/12/20 15:28	12.5	66.2	0.367	0.6060	0.571	0.895	30.01	526.23	33.99	32438	1,958,665	0.128	0.262123
3/12/20 15:29	12.5	66.3	0.357	0.5974	0.546	0.894	30.01	526.25	33.51	31980	1,930,894	0.121	0.264131
3/12/20 15:30	12.5	66.6	0.266	0.5156	0.505	0.896	30.01	526.56	28.93	27610	1,666,104	0.096	0.265735
3/12/20 15:31	12.5	66.2	0.333	0.5772	0.443	0.895	30.01	526.17	32.38	30896	1,865,752	0.095	0.267310
3/12/20 15:32	12.5	66.7	0.251	0.5007	0.389	0.892	30.01	526.68	28.10	26811	1,617,488	0.072	0.268511
3/12/20 15:33	12.5	65.5	0.280	0.5288	0.378	0.892	30.01	525.55	29.64	28289	1,710,335	0.074	0.269744
3/12/20 15:34	12.5	65.9	0.339	0.5821	0.369	0.893	30.01	525.90	32.64	31147	1,881,883	0.079	0.271067
3/12/20 15:35	12.5	65.5	0.290	0.5385	0.336	0.896	30.01	525.53	30.19	28809	1,741,820	0.067	0.272182
3/12/20 15:36	12.5	67.5	0.221	0.4705	0.355	0.898	30.01	527.50	26.42	25216	1,518,889	0.062	0.273210
3/12/20 15:37	12.5	66.3	0.245	0.4948	0.305	0.897	30.01	526.31	27.76	26488	1,599,112	0.056	0.274138
3/12/20 15:38	12.5	66.3	0.291	0.5391	0.296	0.899	30.01	526.35	30.25	28862	1,742,352	0.059	0.275122
3/12/20 15:39	12.5	66.4	0.364	0.6031	0.301	0.895	30.01	526.40	33.83	32286	1,948,826	0.067	0.276240
3/12/20 15:40	12.5	66.9	0.331	0.5756	0.301	0.895	30.01	526.86	32.31	30831	1,859,424	0.064	0.277307
3/12/20 15:41	12.5	66.5	0.286	0.5348	0.285	0.900	30.01	526.53	30.01	28635	1,728,070	0.056	0.278245
3/12/20 15:42	12.5	66.7	0.292	0.5401	0.292	0.895	30.01	526.74	30.31	28925	1,744,849	0.058	0.279216
3/12/20 15:43	12.5	66.2	0.285	0.5340	0.293	0.898	30.01	526.24	29.95	28583	1,725,821	0.058	0.280179
3/12/20 15:44	12.5	66.1	0.359	0.5989	0.268	0.896	30.01	526.05	33.59	32054	1,936,129	0.059	0.281167
3/12/20 15:45	12.5	66.8	0.153	0.3909	0.255	0.899	30.01	526.83	21.94	20938	1,262,823	0.037	0.281781
3/12/20 15:46	12.5	66.0	0.377	0.6136	0.233	0.898	30.01	526.01	34.41	32841	1,983,781	0.053	0.282662
3/12/20 15:47	12.5	66.8	0.530	0.7282	0.246	0.900	30.01	526.78	40.87	39000	2,352,427	0.066	0.283764
3/12/20 15:48	12.5	65.6	0.226	0.4759	0.223	0.897	30.01	525.62	26.68	25459	1,539,026	0.039	0.284418
3/12/20 15:49	12.5	66.4	0.408	0.6388	0.236	0.901	30.01	526.35	35.84	34197	2,064,386	0.056	0.285346
3/12/20 15:50	12.5	65.9	0.531	0.7289	0.203	0.897	30.01	525.92	40.88	39007	2,356,667	0.055	0.286259
3/12/20 15:51	12.5	65.9	0.151	0.3888	0.194	0.899	30.01	525.90	21.80	20806	1,257,065	0.028	0.286724
3/12/20 15:52	12.5	67.2	0.414	0.6434	0.187	0.902	30.01	527.21	36.12	34472	2,077,601	0.044	0.287464
3/12/20 15:53	12.5	66.4	0.298	0.5460	0.180	0.904	30.01	526.41	30.63	29231	1,764,401	0.036	0.288068
3/12/20 15:54	12.5	66.9	0.371	0.6091	0.205	0.910	30.01	526.87	34.19	32627	1,967,663	0.046	0.288837
3/12/20 15:55	12.5	66.6	0.282	0.5312	0.194	0.904	30.01	526.56	29.80	28441	1,716,244	0.038	0.289472
3/12/20 15:56	12.5	66.5	0.431	0.6564	0.181	0.903	30.01	526.55	36.83	35149	2,121,063	0.044	0.290206
3/12/20 15:57	12.5	67.3	0.347	0.5887	0.183	0.903	30.01	527.31	33.06	31547	1,900,928	0.040	0.290867
3/12/20 15:58	12.5	69.0	0.324	0.5692	0.163	0.905	30.01	529.01	32.01	30548	1,834,853	0.034	0.291438
3/12/20 15:59	12.5	68.8	0.448	0.6693	0.163	0.907	30.01	528.75	37.64	35916	2,158,298	0.040	0.292107
3/12/20 16:00	12.5	67.8	0.473	0.6879	0.172	0.908	30.01	527.85	38.65	36881	2,220,066	0.044	0.292834
3/12/20 16:01	12.5	68.3	0.698	0.8353	0.148	0.904	30.01	528.33	46.95	44801	2,694,427	0.045	0.293592
3/12/20 16:02	12.5	70.0	0.396	0.6292	0.160	0.906	30.01	529.98	35.42	33800	2,026,453	0.037	0.294209
3/12/20 16:03	12.5	69.6	0.488	0.6982	0.155	0.905	30.01	529.56	39.29	37494	2,249,678	0.040	0.294872
3/12/20 16:04	12.5	69.1	0.332	0.5765	0.135	0.910	30.01	529.10	32.43	30945	1,858,370	0.029	0.295349
3/12/20 16:05	12.5	70.6	0.524	0.7238	0.134	0.907	30.01	530.55	40.77	38906	2,330,048	0.036	0.295942
3/12/20 16:06	12.5	69.5	0.387	0.6220	0.131	0.903	30.01	529.47	35.00	33400	2,004,385	0.030	0.296444
3/12/20 16:07	12.5	69.7	0.234	0.4837	0.123	0.907	30.01	529.70	27.22	25976	1,558,216	0.022	0.296810
3/12/20 16:08	12.5	68.6	0.316	0.5617	0.084	0.908	30.01	528.64	31.58	30137	1,811,422	0.017	0.297099
3/12/20 16:09	12.5	68.2	0.441	0.6641	0.113	0.917	30.01	528.25	37.33	35619	2,142,494	0.028	0.297561

Emission Calculations

Client: Medline
Location: Waukegan, IL
Source: Inlet #4
Date: 3/12/2020

As: 15.9043 sqft
Cp: 0.84
Barometric: 29.09 in Hg
O2: 20.9 % vol
CO2: 0.0 % vol

Clock Time	Static (in H2O)	TC (Deg F)	Raw DP (in H2O)	SQRT DP (in H2O)	EO (ppm v)	Water (% vol)	Ps (in Hg)	Ts (deg R)	Vs (fps)	Qact (acfm)	Qstd (scfh)	EO Em (lb/hr)	EO Total (lbs)
3/12/20 16:10	12.5	69.3	0.233	0.4828	0.104	0.914	30.01	529.31	27.16	25918	1,555,876	0.018	0.297868
3/12/20 16:11	12.5	70.3	0.267	0.5169	0.104	0.918	30.01	530.26	29.11	27776	1,664,416	0.020	0.298200
3/12/20 16:12	12.5	69.3	0.569	0.7542	0.103	0.918	30.01	529.32	42.44	40494	2,430,800	0.029	0.298676
3/12/20 16:13	12.5	69.1	0.434	0.6589	0.075	0.926	30.01	529.11	37.07	35370	2,124,065	0.018	0.298979
3/12/20 16:14	12.5	68.0	0.298	0.5456	0.090	0.921	30.01	527.99	30.66	29256	1,760,661	0.018	0.299281
3/12/20 16:15	12.5	69.1	0.450	0.6708	0.085	0.917	30.01	529.07	37.73	36005	2,162,349	0.021	0.299632
3/12/20 16:16	12.5	69.5	0.456	0.6753	0.072	0.920	30.01	529.54	38.00	36265	2,176,058	0.018	0.299931
3/12/20 16:17	12.5	68.2	0.218	0.4665	0.063	0.918	30.01	528.16	26.21	25015	1,504,929	0.011	0.300111
3/12/20 16:18	12.5	69.8	0.436	0.6604	0.074	0.921	30.01	529.82	37.17	35474	2,127,409	0.018	0.300410
3/12/20 16:19	12.5	68.7	0.294	0.5427	0.045	0.926	30.01	528.67	30.51	29116	1,749,974	0.009	0.300561
3/12/20 16:20	12.5	68.7	0.430	0.6556	0.049	0.926	30.01	528.74	36.87	35181	2,114,184	0.012	0.300759
3/12/20 16:21	12.5	68.8	0.220	0.4690	0.047	0.919	30.01	528.85	26.38	25170	1,512,283	0.008	0.300894
3/12/20 16:22	12.5	68.5	0.296	0.5444	0.045	0.927	30.01	528.46	30.60	29203	1,755,836	0.009	0.301045
3/12/20 16:23	12.5	69.2	0.362	0.6014	0.033	0.928	30.01	529.23	33.83	32284	1,938,254	0.007	0.301167
3/12/20 16:24	12.5	68.1	0.542	0.7364	0.027	0.924	30.01	528.09	41.39	39493	2,376,212	0.007	0.301291
3/12/20 16:25	12.5	69.8	0.133	0.3641	0.015	0.925	30.01	529.85	20.50	19560	1,173,016	0.002	0.301326
3/12/20 16:26	12.5	70.3	0.202	0.4498	0.029	0.932	30.01	530.33	25.33	24173	1,448,270	0.005	0.301406
3/12/20 16:27	12.5	68.4	0.463	0.6806	0.016	0.923	30.01	528.42	38.26	36511	2,195,463	0.004	0.301473
3/12/20 16:28	12.5	68.9	0.231	0.4804	0.016	0.922	30.01	528.85	27.02	25781	1,548,984	0.003	0.301519
3/12/20 16:29	12.5	70.9	0.235	0.4847	0.027	0.925	30.01	530.91	27.31	26063	1,559,849	0.005	0.301601
3/12/20 16:30	12.5	66.7	0.406	0.6369	0.021	0.923	30.01	526.69	35.74	34108	2,057,683	0.005	0.301682
3/12/20 16:31	12.5	68.0	0.434	0.6584	0.010	0.923	30.01	527.97	37.00	35306	2,124,788	0.003	0.301724
3/12/20 16:32	12.5	69.1	0.255	0.5046	0.004	0.926	30.01	529.15	28.39	27087	1,626,510	0.001	0.301737
3/12/20 16:33	12.5	68.0	0.273	0.5228	0.019	0.924	30.01	528.00	29.38	28034	1,687,047	0.004	0.301798
3/12/20 16:34	12.5	69.7	0.171	0.4130	0.019	0.925	30.01	529.69	23.24	22179	1,330,434	0.003	0.301846
3/12/20 16:35	12.5	70.5	0.223	0.4718	0.007	0.925	30.01	530.47	26.58	25359	1,518,991	0.001	0.301866
3/12/20 16:36	12.5	68.1	0.278	0.5270	0.029	0.922	30.01	528.12	29.62	28264	1,700,469	0.006	0.301960
3/12/20 16:37	12.5	67.9	0.196	0.4424	0.016	0.921	30.01	527.90	24.86	23719	1,427,637	0.003	0.302004
3/12/20 16:38	12.5	69.9	0.263	0.5131	0.008	0.917	30.01	529.87	28.88	27561	1,652,761	0.001	0.302029
3/12/20 16:39	12.5	67.7	0.404	0.6358	0.021	0.913	30.01	527.74	35.72	34084	2,052,113	0.005	0.302111
3/12/20 16:40	12.5	69.5	0.213	0.4617	0.025	0.914	30.01	529.53	25.98	24795	1,487,814	0.004	0.302180
3/12/20 16:41	12.5	68.7	0.193	0.4394	0.030	0.914	30.01	528.66	24.71	23576	1,416,978	0.005	0.302260
3/12/20 16:42	12.5	68.8	0.289	0.5376	0.032	0.914	30.01	528.82	30.23	28848	1,733,320	0.006	0.302365
3/12/20 16:43	12.5	68.3	0.299	0.5469	0.025	0.917	30.01	528.25	30.74	29333	1,764,398	0.005	0.302448
3/12/20 16:44	12.5	69.7	0.422	0.6498	0.037	0.917	30.01	529.67	36.57	34900	2,093,615	0.009	0.302593
3/12/20 16:45	12.5	70.4	0.225	0.4744	0.035	0.918	30.01	530.37	26.72	25493	1,527,286	0.006	0.302695
3/12/20 16:46	12.5	69.1	0.320	0.5661	0.036	0.913	30.01	529.09	31.84	30384	1,824,725	0.007	0.302819
3/12/20 16:47	12.5	69.8	0.420	0.6478	0.029	0.911	30.01	529.84	36.46	34795	2,086,647	0.007	0.302936
3/12/20 16:48	12.5	70.9	0.281	0.5305	0.021	0.914	30.01	530.92	29.89	28525	1,707,129	0.004	0.303006
3/12/20 16:49	12.5	70.6	0.132	0.3637	0.030	0.908	30.01	530.64	20.49	19550	1,170,659	0.004	0.303073
3/12/20 16:50	12.5	68.7	0.415	0.6441	0.031	0.912	30.01	528.72	36.22	34562	2,077,092	0.007	0.303197
3/12/20 16:51	12.5	69.7	0.229	0.4785	0.039	0.915	30.01	529.74	26.93	25698	1,541,393	0.007	0.303311
3/12/20 16:52	12.5	70.1	0.342	0.5848	0.025	0.914	30.01	530.14	32.92	31418	1,883,062	0.005	0.303402
3/12/20 16:53	12.5	69.1	0.516	0.7185	0.045	0.915	30.01	529.10	40.41	38564	2,315,927	0.012	0.303602
3/12/20 16:54	12.5	69.3	0.188	0.4339	0.038	0.914	30.01	529.26	24.41	23292	1,398,348	0.006	0.303704
3/12/20 16:55	12.5	70.0	0.402	0.6337	0.065	0.910	30.01	530.00	35.68	34045	2,041,065	0.015	0.303958
3/12/20 16:56	12.5	69.2	0.369	0.6077	0.039	0.915	30.01	529.25	34.19	32625	1,958,698	0.009	0.304103
3/12/20 16:57	12.5	69.0	0.355	0.5960	0.015	0.917	30.01	529.05	33.53	31992	1,921,418	0.003	0.304159

Emission Calculations

Client: Medline
Location: Waukegan, IL
Source: Inlet #4
Date: 3/12/2020

As: 15.9043 sqft
Cp: 0.84
Barometric: 29.09 in Hg
O2: 20.9 % vol
CO2: 0.0 % vol

Clock Time	Static (in H2O)	TC (Deg F)	Raw DP (in H2O)	SQRT DP (in H2O)	EO (ppm v)	Water (% vol)	Ps (in Hg)	Ts (deg R)	Vs (fps)	Qact (acfm)	Qstd (scfh)	EO Em (lb/hr)	EO Total (lbs)
3/12/20 16:58	12.5	69.9	0.294	0.5427	0.016	0.919	30.01	529.94	30.55	29152	1,747,923	0.003	0.304213
3/12/20 16:59	12.5	70.4	0.234	0.4837	0.018	0.922	30.01	530.39	27.24	25994	1,557,258	0.003	0.304266
3/12/20 17:00	12.5	69.7	0.425	0.6517	0.008	0.930	30.01	529.69	36.68	35000	2,099,495	0.002	0.304296
3/12/20 17:01	12.5	70.2	0.252	0.5023	0.008	0.937	30.01	530.24	28.29	26992	1,617,516	0.002	0.304321
3/12/20 17:02	12.5	70.7	0.674	0.8210	0.000	0.933	30.01	530.67	46.25	44136	2,642,666	0.000	0.304321
3/12/20 17:03	12.5	68.3	0.498	0.7058	0.019	0.934	30.01	528.29	39.67	37858	2,277,006	0.005	0.304402
3/12/20 17:04	12.5	68.7	0.468	0.6841	0.000	0.935	30.01	528.75	38.47	36708	2,205,909	0.000	0.304402
3/12/20 17:05	12.5	68.7	0.359	0.5988	0.000	0.930	30.01	528.68	33.67	32127	1,930,875	0.000	0.304403
3/12/20 17:06	12.5	70.5	0.208	0.4563	0.000	0.935	30.01	530.53	25.70	24527	1,468,977	0.000	0.304403
3/12/20 17:07	12.5	69.4	0.263	0.5125	0.006	0.930	30.01	529.41	28.84	27517	1,651,542	0.001	0.304423
3/12/20 17:08	12.5	70.3	0.476	0.6896	0.000	0.936	30.01	530.25	38.83	37058	2,220,645	0.000	0.304423
3/12/20 17:09	12.5	70.2	0.246	0.4956	0.004	0.933	30.01	530.23	27.91	26632	1,595,952	0.001	0.304434
3/12/20 17:10	12.5	69.4	0.253	0.5030	0.001	0.940	30.01	529.42	28.30	27008	1,620,950	0.000	0.304436
3/12/20 17:11	12.5	69.1	0.541	0.7355	0.000	0.948	30.01	529.14	41.38	39485	2,370,987	0.000	0.304436
3/12/20 17:12	12.5	70.2	0.363	0.6022	0.037	0.955	30.01	530.19	33.91	32358	1,939,245	0.008	0.304573
3/12/20 17:13	12.5	71.0	0.281	0.5300	0.024	0.959	30.01	530.96	29.87	28500	1,705,531	0.005	0.304652
3/12/20 17:14	12.5	68.9	0.665	0.8152	0.000	0.978	30.01	528.89	45.85	43755	2,628,698	0.000	0.304652
3/12/20 17:15	12.5	69.9	0.328	0.5725	0.000	0.990	30.01	529.87	32.23	30755	1,844,276	0.000	0.304652
3/12/20 17:16	12.5	70.9	0.541	0.7355	0.043	1.002	30.01	530.93	41.45	39555	2,367,242	0.012	0.304848
3/12/20 17:17	12.5	69.9	0.541	0.7355	0.048	1.015	30.01	529.88	41.41	39517	2,369,644	0.013	0.305064
3/12/20 17:18	12.5	69.1	0.308	0.5550	0.014	1.021	30.01	529.13	31.23	29799	1,789,459	0.003	0.305112
3/12/20 17:19	12.5	70.7	0.230	0.4792	0.032	1.026	30.01	530.71	27.00	25768	1,542,793	0.006	0.305206
3/12/20 17:20	12.5	71.3	0.179	0.4225	0.022	1.036	30.01	531.25	23.82	22731	1,359,554	0.003	0.305262
3/12/20 17:21	12.5	70.3	0.384	0.6197	0.055	1.036	30.01	530.28	34.91	33309	1,995,885	0.012	0.305470
3/12/20 17:22	12.5	69.8	0.417	0.6454	0.017	1.041	30.01	529.77	36.33	34672	2,079,550	0.004	0.305538
3/12/20 17:23	12.5	68.8	0.503	0.7094	0.073	1.040	30.01	528.83	39.90	38078	2,287,937	0.019	0.305856
3/12/20 17:24	12.5	69.8	0.259	0.5093	0.055	1.041	30.01	529.76	28.67	27363	1,641,192	0.010	0.306029
3/12/20 17:25	12.5	69.6	0.498	0.7056	0.073	1.043	30.01	529.64	39.72	37902	2,273,826	0.019	0.306345
3/12/20 17:26	12.5	68.8	0.377	0.6142	0.030	1.043	30.01	528.77	34.55	32966	1,980,973	0.007	0.306458
3/12/20 17:27	12.5	69.6	0.246	0.4955	0.062	1.049	30.01	529.56	27.89	26616	1,597,018	0.011	0.306646
3/12/20 17:28	12.5	69.0	0.275	0.5245	0.037	1.047	30.01	528.95	29.51	28157	1,691,415	0.007	0.306765
3/12/20 17:29	12.5	68.8	0.230	0.4798	0.035	1.048	30.01	528.80	26.98	25750	1,547,299	0.006	0.306868
3/12/20 17:30	12.5	71.1	0.341	0.5843	0.014	1.054	30.01	531.06	32.94	31429	1,880,467	0.003	0.306917
3/12/20 17:31	12.5	70.2	0.231	0.4803	0.035	1.052	30.01	530.25	27.05	25814	1,546,858	0.006	0.307022
3/12/20 17:32	12.5	70.5	0.601	0.7754	0.013	1.052	30.01	530.49	43.68	41684	2,496,691	0.004	0.307084
3/12/20 17:33	12.5	69.9	0.295	0.5431	0.025	1.052	30.01	529.88	30.58	29183	1,749,966	0.005	0.307169
3/12/20 17:34	12.5	71.1	0.374	0.6112	0.000	1.052	30.01	531.06	34.45	32876	1,967,057	0.000	0.307169
3/12/20 17:35	12.5	70.9	0.177	0.4203	0.009	1.052	30.01	530.91	23.69	22603	1,352,760	0.001	0.307193
3/12/20 17:36	12.5	69.1	0.281	0.5297	0.000	1.056	30.01	529.13	29.80	28442	1,707,920	0.000	0.307193
3/12/20 17:37	12.5	69.5	0.537	0.7329	0.000	1.055	30.01	529.49	41.25	39364	2,362,201	0.000	0.307193
3/12/20 17:38	12.5	69.2	0.446	0.6682	0.003	1.063	30.01	529.25	37.60	35881	2,154,168	0.001	0.307205
3/12/20 17:39	12.5	68.3	0.258	0.5077	0.001	1.065	30.01	528.26	28.54	27235	1,638,162	0.000	0.307207
3/12/20 17:40	12.5	68.7	0.700	0.8365	0.000	1.067	30.01	528.68	47.05	44898	2,698,412	0.000	0.307207
3/12/20 17:41	12.5	70.2	0.478	0.6910	0.000	1.066	30.01	530.17	38.92	37140	2,225,883	0.000	0.307207
3/12/20 17:42	12.5	69.8	0.305	0.5524	0.000	1.075	30.01	529.76	31.10	29676	1,779,957	0.000	0.307207
3/12/20 17:43	12.5	69.0	0.307	0.5542	0.000	1.074	30.01	529.05	31.18	29755	1,787,065	0.000	0.307207
3/12/20 17:44	12.5	69.4	0.123	0.3505	0.000	1.075	30.01	529.35	19.72	18822	1,129,757	0.000	0.307207
3/12/20 17:45	12.5	70.5	0.187	0.4325	0.000	1.072	30.01	530.47	24.37	23255	1,392,912	0.000	0.307207

Emission Calculations

Client: Medline
Location: Waukegan, IL
Source: Inlet #4
Date: 3/12/2020

As: 15.9043 sqft
Cp: 0.84
Barometric: 29.09 in Hg
O2: 20.9 % vol
CO2: 0.0 % vol

Clock Time	Static (in H2O)	TC (Deg F)	Raw DP (in H2O)	SQRT DP (in H2O)	EO (ppm v)	Water (% vol)	Ps (in Hg)	Ts (deg R)	Vs (fps)	Qact (acfm)	Qstd (scfh)	EO Em (lb/hr)	EO Total (lbs)
3/12/20 17:46	12.5	71.0	0.449	0.6704	0.000	1.071	30.01	531.03	37.79	36058	2,157,579	0.000	0.307207
3/12/20 17:47	12.5	69.7	0.227	0.4770	0.000	1.072	30.01	529.72	26.85	25624	1,537,017	0.000	0.307207
3/12/20 17:48	12.5	69.9	0.266	0.5159	0.000	1.072	30.01	529.88	29.05	27720	1,662,229	0.000	0.307207
3/12/20 17:49	12.5	71.1	0.287	0.5360	0.000	1.079	30.01	531.07	30.22	28835	1,725,213	0.000	0.307207
3/12/20 17:50	12.5	70.4	0.267	0.5165	0.000	1.080	30.01	530.40	29.10	27768	1,663,489	0.000	0.307207
3/12/20 17:51	12.5	67.2	0.317	0.5627	0.000	1.074	30.01	527.16	31.60	30159	1,817,807	0.000	0.307207
3/12/20 17:52	12.5	70.0	0.136	0.3685	0.000	1.077	30.01	529.98	20.75	19801	1,187,132	0.000	0.307207
3/12/20 17:53	12.5	70.1	0.546	0.7390	0.000	1.072	30.01	530.07	41.62	39712	2,380,530	0.000	0.307207
3/12/20 17:54	12.5	68.1	0.201	0.4486	0.000	1.068	30.01	528.09	25.22	24063	1,447,804	0.000	0.307207
3/12/20 17:55	12.5	67.9	0.246	0.4961	0.000	1.071	30.01	527.91	27.88	26608	1,601,499	0.000	0.307207
3/12/20 17:56	12.5	68.9	0.398	0.6306	0.000	1.072	30.01	528.93	35.48	33853	2,033,632	0.000	0.307207
3/12/20 17:57	12.5	70.0	0.277	0.5260	0.000	1.077	30.01	529.97	29.62	28268	1,694,820	0.000	0.307207
3/12/20 17:58	12.5	71.8	0.427	0.6534	0.000	1.077	30.01	531.84	36.86	35172	2,101,293	0.000	0.307207
3/12/20 17:59	12.5	69.4	0.436	0.6605	0.000	1.078	30.01	529.43	37.18	35475	2,129,081	0.000	0.307207
3/12/20 18:00	12.5	70.3	0.365	0.6042	0.000	1.077	30.01	530.30	34.03	32476	1,945,875	0.000	0.307207
3/12/20 18:01	12.5	70.7	0.414	0.6433	0.000	1.080	30.01	530.69	36.25	34592	2,071,164	0.000	0.307207
3/12/20 18:02	12.5	71.2	0.387	0.6224	0.000	1.079	30.01	531.19	35.09	33485	2,002,952	0.000	0.307207
3/12/20 18:03	12.5	68.0	0.282	0.5312	0.000	1.082	30.01	528.01	29.86	28495	1,714,735	0.000	0.307207
3/12/20 18:04	12.5	70.3	0.260	0.5102	0.000	1.080	30.01	530.27	28.74	27425	1,643,351	0.000	0.307207
3/12/20 18:05	12.5	70.9	0.367	0.6060	0.000	1.086	30.01	530.88	34.16	32595	1,950,883	0.000	0.307207
3/12/20 18:06	12.5	70.4	0.434	0.6586	0.000	1.078	30.01	530.42	37.10	35406	2,120,954	0.000	0.307207
3/12/20 18:07	12.5	69.0	0.209	0.4567	0.000	1.081	30.01	528.96	25.70	24520	1,472,911	0.000	0.307207
3/12/20 18:08	12.5	71.0	0.244	0.4942	0.000	1.081	30.01	530.98	27.86	26585	1,590,847	0.000	0.307207
3/12/20 18:09	12.5	70.3	0.166	0.4075	0.000	1.081	30.01	530.28	22.96	21905	1,312,574	0.000	0.307207
3/12/20 18:10	12.5	69.8	0.383	0.6193	0.000	1.082	30.01	529.82	34.87	33273	1,995,436	0.000	0.307207
3/12/20 18:11	12.5	68.6	0.631	0.7942	0.000	1.077	30.01	528.64	44.67	42626	2,562,113	0.000	0.307207
3/12/20 18:12	12.5	69.5	0.350	0.5918	0.000	1.082	30.01	529.55	33.31	31787	1,907,300	0.000	0.307207
3/12/20 18:13	12.5	68.7	0.648	0.8053	0.000	1.084	30.01	528.71	45.29	43221	2,597,480	0.000	0.307207
3/12/20 18:14	12.5	70.0	0.226	0.4756	0.000	1.086	30.01	529.98	26.78	25558	1,532,287	0.000	0.307207
3/12/20 18:15	12.5	69.4	0.277	0.5263	0.000	1.088	30.01	529.41	29.62	28267	1,696,553	0.000	0.307207
3/12/20 18:16	12.5	69.9	0.205	0.4523	0.000	1.088	30.01	529.90	25.47	24303	1,457,290	0.000	0.307207
3/12/20 18:17	12.5	71.0	0.251	0.5008	0.000	1.086	30.01	530.96	28.23	26936	1,611,915	0.000	0.307207
3/12/20 18:18	12.5	71.1	0.269	0.5184	0.000	1.087	30.01	531.12	29.22	27887	1,668,323	0.000	0.307207
3/12/20 18:19	12.5	68.0	0.288	0.5364	0.000	1.085	30.01	528.02	30.15	28770	1,731,239	0.000	0.307207
3/12/20 18:20	12.5	68.8	0.246	0.4960	0.000	1.087	30.01	528.77	27.90	26626	1,600,001	0.000	0.307207
3/12/20 18:21	12.5	67.1	0.169	0.4111	0.000	1.091	30.01	527.12	23.09	22030	1,327,968	0.000	0.307207
3/12/20 18:22	12.5	67.9	0.418	0.6468	0.000	1.085	30.01	527.86	36.35	34688	2,088,046	0.000	0.307207
3/12/20 18:23	12.5	67.7	0.341	0.5836	0.000	1.086	30.01	527.68	32.79	31292	1,884,243	0.000	0.307207
3/12/20 18:24	12.5	68.4	0.273	0.5228	0.003	1.082	30.01	528.43	29.40	28056	1,686,974	0.001	0.307217
3/12/20 18:25	12.5	68.4	0.320	0.5653	0.007	1.089	30.01	528.36	31.79	30333	1,824,134	0.002	0.307242
3/12/20 18:26	12.5	70.0	0.605	0.7778	0.011	1.087	30.01	530.05	43.80	41801	2,505,813	0.003	0.307295
3/12/20 18:27	12.5	68.4	0.273	0.5221	0.000	1.083	30.01	528.38	29.36	28014	1,684,599	0.000	0.307295
3/12/20 18:28	12.5	68.8	0.419	0.6473	0.000	1.088	30.01	528.80	36.41	34747	2,087,887	0.000	0.307296
3/12/20 18:29	12.5	69.3	0.228	0.4773	0.000	1.088	30.01	529.28	26.86	25632	1,538,742	0.000	0.307296
	12.5	**64.6**		**0.5603**	**0.143**	**0.905**	**30.01**	**524.64**	**31.38**	**29,945**	**1,813,628**	**0.030**	**0.174092**

APPENDIX B
FIELD DATA

TRAVERSE POINT LOCATION FOR CIRCULAR AND RECTANGULAR DUCTS

Plant:	Medline Industries
Date:	12/18/2019
Sampling Location:	ETO Abatement System Common Stack
Particulate or Velocity Traverse?	Velocity

TEST PORT LOCATION:

Nearest Upstream Distance from Disturbance (A)	120.0	(inches)
Nearest Downstream Distance from Disturbance (B)	498.0	(inches)

CIRCULAR DUCT DIMENSIONS:

Inside of Far Wall to Outside of Port (Distance C)	66.00	(inches)
Inside of Near Wall to Outside of Port (Distance D)	6.00	(inches)
Circular Stack Diameter	60.00	(inches)

RECTANGULAR DUCT DIMENSIONS:

Duct Dimensions (Rectangular)	n/a	**Width (inches)**
	n/a	**Depth (inches)**
Inside of Near Wall to Outside of Port (Distance D)	n/a	**(inches)**
Duct Equivilent Diameter (Rectangular)	n/a	**Eq. Dia. (inches)**

$$Eq.\ Diam = \frac{2 \times L \times W}{L + W}$$

UPSTREAM AND DOWNSTREAM DISTURBANCE LOCATION:

Disturbance A Diameters (A diams.)	2.0	**diameters**
Disturbance B Diameters (B diams.)	8.3	**diameters**

RESULTANT TRAVERSE POINTS FOR VELOCITY MEASUREMENT:

Total Number of Traverse Points Used	16.0	
Total Number of Test Ports	2.0	*(use first half of test points on circular stacks
Points Per Port*	8.0	if using more that two test ports)

Traverse Point Number	Fraction of Stack I.D.	Stack I.D.	Product of Columns 1 and 2 (to nearest 1/10 inch)	Distance D (Port Depth)	Traverse Point Location From Outside of Port (sum of columns 3 and 4)
1	3.20	60.00	1.92	6.00	7.92
2	10.50	60.00	6.30	6.00	12.30
3	19.40	60.00	11.64	6.00	17.64
4	32.30	60.00	19.38	6.00	25.38
5	67.70	60.00	40.62	6.00	46.62
6	80.60	60.00	48.36	6.00	54.36
7	89.50	60.00	53.70	6.00	59.70
8	96.80	60.00	58.08	6.00	64.08
9					
10					
11					
12					
13					
14	CEMS:				
15	16.7	60.0	10.02	6.00	16.02
16	50.0	60.0	30.00	6.00	36.00
17	83.3	60.0	49.98	6.00	55.98
18					
19					
20					
21					
22					
23					
24					

TRAVERSE POINT LOCATION FOR CIRCULAR AND RECTANGULAR DUCTS

Plant: Medline Industries
Date: 12/18/2019
Sampling Location: ETO Abatement System Inlet #1-10 Chambers-->Glygens
Particulate or Velocity Traverse? Velocity

TEST PORT LOCATION:

Nearest Upstream Distance from Disturbance (A)	28.0	(inches)
Nearest Downstream Distance from Disturbance (B)	100.0	(inches)

CIRCULAR DUCT DIMENSIONS:

Inside of Far Wall to Outside of Port (Distance C)	35.30	(inches)
Inside of Near Wall to Outside of Port (Distance D)	24.00	(inches)
Circular Stack Diameter	11.29	(inches)

PORT DIAMETER: 1.0 inch female NPT w 2 ball valves on each of three ports

RECTANGULAR DUCT DIMENSIONS:

Duct Dimensions (Rectangular)	n/a	Width (inches)
	n/a	Depth (inches)
Inside of Near Wall to Outside of Port (Distance D)	n/a	(inches)
Duct Equivilent Diameter (Rectangular)	n/a	Eq. Dia. (inches)

$$Eq.\ Diam = \frac{2 \times L \times W}{L + W}$$

UPSTREAM AND DOWNSTREAM DISTURBANCE LOCATION:

Disturbance A Diameters (A diams.)	2.5	diameters
Disturbance B Diameters (B diams.)	8.9	diameters

RESULTANT TRAVERSE POINTS FOR VELOCITY MEASUREMENT:

Total Number of Traverse Points Used	16.0	
Total Number of Test Ports	2.0	*(use first half of test points on circular stacks
Points Per Port*	8.0	if using more that two test ports)

Traverse Point Number	Fraction of Stack I.D.	Stack I.D.	Product of Columns 1 and 2 (to nearest 1/10 inch)	Distance D (Port Depth)	Traverse Point Location From Outside of Port (sum of columns 3 and 4)
1	3.20	11.29	0.50	24.00	24.50
2	10.50	11.29	1.19	24.00	25.19
3	19.40	11.29	2.19	24.00	26.19
4	32.30	11.29	3.65	24.00	27.65
5	67.70	11.29	7.64	24.00	31.64
6	80.60	11.29	9.10	24.00	33.10
7	89.50	11.29	10.10	24.00	34.10
8	96.80	11.29	10.79	24.00	34.79
9					
10					
11					
12					
13					
14					
15					
16					
17					
18					
19					
20					
21					
22					
23					
24					

TRAVERSE POINT LOCATION FOR CIRCULAR AND RECTANGULAR DUCTS

Plant: Medline Industries
Date: 12/18/2019
Sampling Location: ETO Abatement System Inlet #2-Backvents-->Packed Tower 2
Particulate or Velocity Traverse? Velocity

TEST PORT LOCATION:

Nearest Upstream Distance from Disturbance (A)	56.0	(inches)
Nearest Downstream Distance from Disturbance (B)	86.0	(inches)

CIRCULAR DUCT DIMENSIONS:

Inside of Far Wall to Outside of Port (Distance C)	34.00	(inches)
Inside of Near Wall to Outside of Port (Distance D)	18.00	(inches)
Circular Stack Diameter	16.00	(inches)

PORT DIAMETER:
2.0 inch female NPT
w 2 ball valves

RECTANGULAR DUCT DIMENSIONS:

Duct Dimensions (Rectangular)	n/a	Width (inches)
	n/a	Depth (inches)
Inside of Near Wall to Outside of Port (Distance D)	n/a	(inches)
Duct Equivilent Diameter (Rectangular)	n/a	Eq. Dia. (inches)

$$Eq.\ Diam = \frac{2 \times L \times W}{L + W}$$

UPSTREAM AND DOWNSTREAM DISTURBANCE LOCATION:

Disturbance A Diameters (A diams.)	3.5	diameters
Disturbance B Diameters (B diams.)	5.4	diameters

RESULTANT TRAVERSE POINTS FOR VELOCITY MEASUREMENT:

Total Number of Traverse Points Used	16.0	
Total Number of Test Ports	2.0	*(use first half of test points on circular stacks
Points Per Port*	8.0	if using more that two test ports)

Traverse Point Number	Fraction of Stack I.D.	Stack I.D.	Product of Columns 1 and 2 (to nearest 1/10 inch)	Distance D (Port Depth)	Traverse Point Location From Outside of Port (sum of columns 3 and 4)
1	3.20	16.00	0.51	18.00	18.51
2	10.50	16.00	1.68	18.00	19.68
3	19.40	16.00	3.10	18.00	21.10
4	32.30	16.00	5.17	18.00	23.17
5	67.70	16.00	10.83	18.00	28.83
6	80.60	16.00	12.90	18.00	30.90
7	89.50	16.00	14.32	18.00	32.32
8	96.80	16.00	15.49	18.00	33.49
9					
10					
11					
12					
13					
14					
15					
16					
17					
18					
19					
20					
21					
22					
23					
24					

TRAVERSE POINT LOCATION FOR CIRCULAR AND RECTANGULAR DUCTS

Plant:	Medline Industries
Date:	12/18/2019
Sampling Location:	ETO Abatement System Inlet #3--Aeriation Rooms-->Catalytic Oxidizer
Particulate or Velocity Traverse?	Velocity

TEST PORT LOCATION:

Nearest Upstream Distance from Disturbance (A)	36.0	(inches)
Nearest Downstream Distance from Disturbance (B)	810.0	(inches)

CIRCULAR DUCT DIMENSIONS:

Inside of Far Wall to Outside of Port (Distance C)	57.50	(inches)	PORT DIAMETER: 2.0 inch female NPT w 2 ball valves
Inside of Near Wall to Outside of Port (Distance D)	17.50	(inches)	
Circular Stack Diameter	40.00	(inches)	

RECTANGULAR DUCT DIMENSIONS:

Duct Dimensions (Rectangular)	n/a	Width (inches)
	n/a	Depth (inches)
Inside of Near Wall to Outside of Port (Distance D)	n/a	(inches)
Duct Equivilent Diameter (Rectangular)	n/a	Eq. Dia. (inches)

$$Eq.\ Diam = \frac{2 \times L \times W}{L + W}$$

UPSTREAM AND DOWNSTREAM DISTURBANCE LOCATION:

Disturbance A Diameters (A diams.)	0.9	diameters
Disturbance B Diameters (B diams.)	20.3	diameters

RESULTANT TRAVERSE POINTS FOR VELOCITY MEASUREMENT:

Total Number of Traverse Points Used	16.0	
Total Number of Test Ports	2.0	*(use first half of test points on circular stacks
Points Per Port*	8.0	if using more that two test ports)

Traverse Point Number	Fraction of Stack I.D.	Stack I.D.	Product of Columns 1 and 2 (to nearest 1/10 inch)	Distance D (Port Depth)	Traverse Point Location From Outside of Port (sum of columns 3 and 4)
1	3.20	40.00	1.28	17.50	18.78
2	10.50	40.00	4.20	17.50	21.70
3	19.40	40.00	7.76	17.50	25.26
4	32.30	40.00	12.92	17.50	30.42
5	67.70	40.00	27.08	17.50	44.58
6	80.60	40.00	32.24	17.50	49.74
7	89.50	40.00	35.80	17.50	53.30
8	96.80	40.00	38.72	17.50	56.22
9					
10					
11					
12					
13					
14					
15					
16					
17					
18					
19					
20					
21					
22					
23					
24					

TRAVERSE POINT LOCATION FOR CIRCULAR AND RECTANGULAR DUCTS

Plant: Medline Industries
Date: 12/18/2019
Sampling Location: ETO Abatement System Inlet #4--Hoods, Sweeps, Shipping-->Packed Tower 3
Particulate or Velocity Traverse? Velocity

TEST PORT LOCATION:

Nearest Upstream Distance from Disturbance (A)	26.0	(inches)
Nearest Downstream Distance from Disturbance (B)	144.0	(inches)

CIRCULAR DUCT DIMENSIONS:

Inside of Far Wall to Outside of Port (Distance C)	72.00	(inches)
Inside of Near Wall to Outside of Port (Distance D)	18.00	(inches)
Circular Stack Diameter	54.00	(inches)

PORT DIAMETER: 2.0 inch female NPT w 2 ball valves

RECTANGULAR DUCT DIMENSIONS:

Duct Dimensions (Rectangular)	n/a	Width (inches)
	n/a	Depth (inches)
Inside of Near Wall to Outside of Port (Distance D)	n/a	(inches)
Duct Equivilent Diameter (Rectangular)	n/a	Eq. Dia. (inches)

$$Eq.\ Diam = \frac{2 \times L \times W}{L + W}$$

UPSTREAM AND DOWNSTREAM DISTURBANCE LOCATION:

Disturbance A Diameters (A diams.)	0.5	diameters
Disturbance B Diameters (B diams.)	2.7	diameters

RESULTANT TRAVERSE POINTS FOR VELOCITY MEASUREMENT:

Total Number of Traverse Points Used	16.0	
Total Number of Test Ports	2.0	*(use first half of test points on circular stacks
Points Per Port*	8.0	if using more that two test ports)

Traverse Point Number	Fraction of Stack I.D.	Stack I.D.	Product of Columns 1 and 2 (to nearest 1/10 inch)	Distance D (Port Depth)	Traverse Point Location From Outside of Port (sum of columns 3 and 4)
1	3.20	54.00	1.73	18.00	19.73
2	10.50	54.00	5.67	18.00	23.67
3	19.40	54.00	10.48	18.00	28.48
4	32.30	54.00	17.44	18.00	35.44
5	67.70	54.00	36.56	18.00	54.56
6	80.60	54.00	43.52	18.00	61.52
7	89.50	54.00	48.33	18.00	66.33
8	96.80	54.00	52.27	18.00	70.27
9					
10					
11					
12					
13					
14					
15					
16					
17					
18					
19					
20					
21					
22					
23					

MONTROSE
AIR QUALITY SERVICES

VELOCITY TRAVERSE AND CYCLONIC FLOW VERIFICATION

FACILITY Medline
DATE 2/28/20
CITY, STATE Waukegan, IL
SOURCE Common stack
STACK ID 60
PROBE #/TC # 731
BAR. PRESSURE, in. Hg 29.18
OPERATORS VK

RUN NO. Cyclonic
STATIC, in. H_2O -0.5
START: 1205 STOP: 1231
PRE-TEST: +/- OK POST-TEST: +/- OK

TRAVERSE POINT NUMBER	VELOCITY HEAD, ΔP (in. H_2O)	STACK TEMP. (°F)	YAW ANGLE (°)
1	0.72	74	0
2	0.78	~~75~~	0
3	0.80	76	0
4	0.82	76	1
5	0.80	78	0
6	0.85	76	2
7	0.80	77	0
8	0.78	77	0
1	0.75	73	1
2	0.80	76	0
3	0.85	76	0
4	0.92	76	1
5	0.78	77	0
6	0.82	77	3
7	0.80	74	0
8	0.79	75	5
AVERAGE	0.8962	75.9	2.1

ALT-011 T/C CAL Check
DIFF. MUST BE ≤ (±2 °F)
REF. T/C ID 181769892

REF. T/C °F	55
PROBE °F	55

RUN NO. _____
STATIC, in. H_2O _____
START: _____ STOP: _____
PRE-TEST: _____ POST-TEST: _____

TRAVERSE POINT NUMBER	VELOCITY HEAD, ΔP (in. H_2O)	STACK TEMP. (°F)	YAW ANGLE (°)
AVERAGE			

Form FDF 4005.00

MONTROSE
AIR QUALITY SERVICES

Velocity Traverse Data

COMPANY : Medline
LOCATION : Waukegan, IL
SOURCE : Common Stack
TEST DATE : 2/28/2020
TEST RUN NO. : Preliminary - Cyclonic Flow Check
PITOT COEFFICIENT: 0.84

Velocity Traverse Data				
Static =	-0.50	inches water		
Traverse Point Number	Velocity Head Delta P (inches water)	Stack Temperature (Deg F)	Square Root Velocity Head Delta P (inches water)	Velocity Angle (degrees)
A-1	0.72	74	0.8485	0
A-2	0.78	75	0.8832	0
A-3	0.80	76	0.8944	0
A-4	0.82	76	0.9055	1
A-5	0.80	78	0.8944	0
A-6	0.85	76	0.9220	2
A-7	0.80	77	0.8944	0
A-8	0.78	77	0.8832	0
B-1	0.75	73	0.8660	1
B-2	0.80	76	0.8944	0
B-3	0.85	76	0.9220	0
B-4	0.92	76	0.9592	1
B-5	0.78	77	0.8832	0
B-6	0.82	77	0.9055	3
B-7	0.80	76	0.8944	0
B-8	0.79	75	0.8888	5
Average		**75.9**	**0.8962**	**0.8**

Temperature =	**75.9**	
SQRT Delta P=	**0.8962**	
Static Pressure=	**-0.50**	
Angle Average=	**0.8**	**< 20 Degrees**

A-5
Average DP
0.80

MONTROSE
AIR QUALITY SERVICES

VELOCITY TRAVERSE AND CYCLONIC FLOW VERIFICATION

Ref TC 66
Probe TC 66
S/N 181769392

PLANT Medline
DATE 2/26/20
LOCATION Waukegan, IL
SOURCE INLET #1
STACK ID 2 12 INCH — 11.29, 1.0
PROBE #/TC # 07,4233
BAROMETRIC PRESSURE, in. Hg 29.15
OPERATORS DC + RB

SCHEMATIC OF TRAVERSE POINT LAYOUT

RUN NO. Pre → ACWOR 9111/5009
STATIC, in. H_2O + 3.8 PSIG ⇒ 0.9 PSIG
START: 1330 STOP: 1345
PRE-TEST: +/- 0 K POST-TEST: +/- 0 CC

RUN NO. _____
STATIC, in. H_2O _____
START: _____ STOP: _____
PRE-TEST: _____ POST-TEST: _____

TRAVERSE POINT NUMBER	VELOCITY HEAD, ΔP (in. H_2O)	STACK TEMP. (°F)	YAW ANGLE (°)
1	0.01	66	0
2	0.02	66	0
3	0.01	66	0
4	0.01	67	0
5	0.01	67	0
6	0.01	67	0
7	0.01	67	0
8	0.01	67	0
9	0.01	68	0
2	0.02	68	0
3	0.02	68	0
4	0.01	68	0
5	0.01	68	0
6	0.01	68	0
7	0.01	67	0
8	0.01	66	0
AVERAGE	0.4104	67.1	0

TRAVERSE POINT NUMBER	VELOCITY HEAD, ΔP (in. H_2O)	STACK TEMP. (°F)	YAW ANGLE (°)

MONTROSE
AIR QUALITY SERVICES

Velocity Traverse Data

COMPANY : Medline
LOCATION : Waukegan, IL
SOURCE : Inlet #1 - Under Nitrogen
TEST DATE : 2/26/2020
TEST RUN NO. : Preliminary - Cyclonic Flow Check
PITOT COEFFICIENT: 0.84

Velocity Traverse Data

Static = **0.9** **PSI**

Traverse Point Number	Velocity Head Delta P (inches water)	Stack Temperature (Deg F)	Square Root Velocity Head Delta P (inches water)	Velocity Angle (degrees)
A-1	0.01	66	0.1000	0
A-2	0.02	66	0.1414	0
A-3	0.01	66	0.1000	0
A-4	0.01	67	0.1000	0
A-5	0.01	67	0.1000	0
A-6	0.01	67	0.1000	0
A-7	0.01	67	0.1000	0
A-8	0.01	67	0.1000	0
B-1	0.01	68	0.1000	0
B-2	0.02	68	0.1414	0
B-3	0.02	68	0.1414	0
B-4	0.02	68	0.1414	0
B-5	0.01	68	0.1000	0
B-6	0.01	68	0.1000	0
B-7	0.01	67	0.1000	0
B-8	0.01	66	0.1000	0
Average		**67.1**	**0.1104**	**0.0**

Temperature =	**67.1**	
SQRT Delta P=	**0.1104**	
Static Pressure=	**0.90**	
Angle Average=	**0.0**	**< 20 Degrees**

B-5
Average DP
0.01

MONTROSE
AIR QUALITY SERVICES

VELOCITY TRAVERSE AND CYCLONIC FLOW VERIFICATION

FACILITY Medline
DATE 2/25/20
CITY, STATE Waukegan, IL
SOURCE Inlet #2
STACK ID 16.0
PROBE #/TC # 024236
BAR. PRESSURE, in. Hg 29.18
OPERATORS VK, KJ

ALT-011 T/C CAL Check
DIFF. MUST BE ≤ (±2 °F)

REF. T/C °F	48
PROBE °F	47

REF. T/C ID 18176392

RUN NO. Cyclonic
STATIC, in. H_2O +1.10
START: 1045 STOP: 1100
PRE-TEST: +/-0K POST-TEST: +/-0K

TRAVERSE POINT NUMBER	VELOCITY HEAD, ΔP (in. H_2O)	STACK TEMP. (°F)	YAW ANGLE (°)
1	0.15	69	2
2	0.15	~~70~~ 70	0
3	0.15	70	5
4	0.15	68	9
5	0.15	65	10
6	0.15	63	5
7	0.15	60	6
8	0.15	60	7
1	0.15	60	2
2	0.15	63	1
3	0.15	65	2
4	0.15	65	2
5	0.15	66	0
6	0.15	68	8
7	0.15	69	6
8	0.15	68	4
AVERAGE	0.3873	65.6	3

RUN NO. _____
STATIC, in. H_2O _____
START: _____ STOP: _____
PRE-TEST: _____ POST-TEST: _____

TRAVERSE POINT NUMBER	VELOCITY HEAD, ΔP (in. H_2O)	STACK TEMP. (°F)	YAW ANGLE (°)
AVERAGE			

Form FDF 4005.00

MONTROSE
AIR QUALITY SERVICES

Velocity Traverse Data

COMPANY : Medline
LOCATION : Waukegan, IL
SOURCE : Inlet #2
TEST DATE : 2/28/2020
TEST RUN NO. : Preliminary - Cyclonic Flow Check
PITOT COEFFICIENT: 0.84

Velocity Traverse Data				
Static =	1.10	inches water		
Traverse Point Number	Velocity Head Delta P (inches water)	Stack Temperature (Deg F)	Square Root Velocity Head Delta P (inches water)	Velocity Angle (degrees)
A-1	0.15	69	0.3873	2
A-2	0.15	70	0.3873	0
A-3	0.15	70	0.3873	5
A-4	0.15	68	0.3873	9
A-5	0.15	65	0.3873	10
A-6	0.15	63	0.3873	5
A-7	0.15	60	0.3873	6
A-8	0.15	60	0.3873	7
B-1	0.15	60	0.3873	2
B-2	0.15	63	0.3873	1
B-3	0.15	65	0.3873	2
B-4	0.15	65	0.3873	2
B-5	0.15	66	0.3873	0
B-6	0.15	68	0.3873	0
B-7	0.15	69	0.3873	0
B-8	0.15	68	0.3873	4
Average		**65.6**	**0.3873**	**3.4**

Temperature =	**65.6**	
SQRT Delta P=	**0.3873**	
Static Pressure=	**1.10**	
Angle Average=	**3.4**	**< 20 Degrees**

B-4
Average DP
0.15

MONTROSE
AIR QUALITY SERVICES

VELOCITY TRAVERSE AND CYCLONIC FLOW VERIFICATION

FACILITY Medline
DATE 2/25/20
CITY, STATE Waukegan, IL
SOURCE Inlet #3
STACK ID 40,Du
PROBE #/TC # 024251
BAR. PRESSURE, in. Hg 29.18
OPERATORS VK, KJ

ALT-011 T/C CAL Check
DIFF. MUST BE ≤ (±2 °F)

REF. T/C °F	49
PROBE °F	48

REF. T/C ID 181769392

RUN NO. Cyclonic
STATIC, in. H_2O + 1.75
START: 1022 STOP: 1035
PRE-TEST: +/-OK POST-TEST: +/-OK

RUN NO. _____
STATIC, in. H_2O _____
START: _____ STOP: _____
PRE-TEST: _____ POST-TEST: _____

TRAVERSE POINT NUMBER	VELOCITY HEAD, ΔP (in. H_2O)	STACK TEMP. (°F)	YAW ANGLE (°)
1	0.45	113	0
2	0.45	113	0
3	0.50	113	5
4	0.45	113	5
5	0.45	110	0
6	0.50	110	4
7	0.40	110	4
8	0.45	110	0
1	0.65	112	10
2	0.60	113	8
3	0.50	113	3
4	0.55	113	5
5	0.55	113	4
6	0.40	100	6
7	~~0.5~~ 0.45	95	4
8	0.40	95	7
AVERAGE	0.6942	109.1	<1

TRAVERSE POINT NUMBER	VELOCITY HEAD, ΔP (in. H_2O)	STACK TEMP. (°F)	YAW ANGLE (°)
AVERAGE			

Form FDF 4005.00

MONTROSE
AIR QUALITY SERVICES

Velocity Traverse Data

COMPANY : Medline
LOCATION : Waukegan, IL
SOURCE : Inlet #3
TEST DATE : 2/28/2020
TEST RUN NO. : Preliminary - Cyclonic Flow Check
PITOT COEFFICIENT: 0.84

Velocity Traverse Data				
Static =	1.75	inches water		
Traverse Point Number	Velocity Head Delta P (inches water)	Stack Temperature (Deg F)	Square Root Velocity Head Delta P (inches water)	Velocity Angle (degrees)
A-1	0.45	113	0.6708	0
A-2	0.45	113	0.6708	0
A-3	0.50	113	0.7071	0
A-4	0.45	113	0.6708	1
A-5	0.45	110	0.6708	0
A-6	0.50	110	0.7071	2
A-7	0.40	110	0.6325	0
A-8	0.45	110	0.6708	0
B-1	0.65	112	0.8062	1
B-2	0.60	113	0.7746	0
B-3	0.50	113	0.7071	0
B-4	0.55	113	0.7416	1
B-5	0.55	113	0.7416	0
B-6	0.40	100	0.6325	3
B-7	0.45	95	0.6708	0
B-8	0.40	95	0.6325	5
Average		**109.1**	**0.6942**	**0.8**

Temperature =	**109.1**	
SQRT Delta P=	**0.6942**	
Static Pressure=	**1.75**	
Angle Average=	**0.8**	**< 20 Degrees**

B-5
Average DP
0.48

MONTROSE
AIR QUALITY SERVICES

VELOCITY TRAVERSE AND CYCLONIC FLOW VERIFICATION

FACILITY Medline
DATE 2/25/20
CITY, STATE Waukegan, IL
SOURCE Inlet #4
STACK ID 54.0
PROBE #/TC # 024282
BAR. PRESSURE, in. Hg 29.18
OPERATORS VK, KJ

RUN NO. Cyclonic
STATIC, in. H_2O +13.2
START: 1115 STOP: 1135
PRE-TEST: +/-0K POST-TEST: +/-0K

ALT-011 T/C CAL Check | REF. T/C °F | 45
DIFF. MUST BE ≤ (±2 °F) | PROBE °F | 45
REF. T/C ID 181 769392

RUN NO. _____
STATIC, in. H_2O _____
START: _____ STOP: _____
PRE-TEST: _____ POST-TEST: _____

TRAVERSE POINT NUMBER	VELOCITY HEAD, ΔP (in. H_2O)	STACK TEMP. (°F)	YAW ANGLE (°)
1	0.11	65	0
2	0.58	65	5
3	0.22	65	2
4	0.20	65	0
5	0.33	65	6
6	0.45	64	4
7	0.21	64	2
8	0.52	64	1
1	0.18	65	1
2	0.23	65	0
3	0.52	64	0
4	0.63	65	9
5	0.48	VK 65	5
6	0.44	65	4
7	0.37	64	7
8	0.13	64	2
AVERAGE	0.5736	64.6	3

TRAVERSE POINT NUMBER	VELOCITY HEAD, ΔP (in. H_2O)	STACK TEMP. (°F)	YAW ANGLE (°)
AVERAGE			

Form FDF 4005.00

MONTROSE
AIR QUALITY SERVICES

Velocity Traverse Data

COMPANY : Medline
LOCATION : Waukegan, IL
SOURCE : Inlet #4
TEST DATE : 2/28/2020
TEST RUN NO. : Preliminary - Cyclonic Flow Check
PITOT COEFFICIENT: 0.84

Velocity Traverse Data				
Static =	13.20	inches water		
Traverse Point Number	Velocity Head Delta P (inches water)	Stack Temperature (Deg F)	Square Root Velocity Head Delta P (inches water)	Velocity Angle (degrees)
A-1	0.11	65	0.3317	0
A-2	0.58	65	0.7616	5
A-3	0.22	65	0.4690	2
A-4	0.20	65	0.4472	0
A-5	0.33	65	0.5745	6
A-6	0.45	64	0.6708	4
A-7	0.21	64	0.4583	2
A-8	0.52	64	0.7211	1
B-1	0.18	65	0.4243	1
B-2	0.23	65	0.4796	0
B-3	0.52	64	0.7211	0
B-4	0.63	65	0.7937	9
B-5	0.48	65	0.6928	5
B-6	0.44	65	0.6633	4
B-7	0.37	64	0.6083	7
B-8	0.13	64	0.3606	2
Average		**64.6**	**0.5736**	**3.0**

Temperature =	64.6	
SQRT Delta P=	0.5736	
Static Pressure=	13.20	
Angle Average=	3.0	< 20 Degrees

A-5
Average DP
0.33

MONTROSE AIR QUALITY SERVICES

Barometric Pressure Determination

Page _____ of _____

Project Information

Date 3/10/2020 Time 7:55 Project # _____

Customer / Facility Medline

Unit ID / Sample Location Common Stack

Operator WCJ Reference National Weather Service Website

Barometric Pressure Calcuations

Barometric Pressure	
Reference Barometer ID	KUGN
Reference Barometer Location	Waukegan Regional Airport
Reference Barometer Other Information	
Reference Barometer Indication, corrected to sea level, inches Hg	30.15
Reference Barometer Reference Elevation, feet	709
Reference Barometer Actual Pressure, inches Hg	**29.44**
Corrected for Facility Location	
Location/Site Elevation, feet	709
Location/Site Barometric Pressure, inches Hg	**29.44**
Corrected for Sampling Location	
Sampling Location Height (above/below site elevation), feet	50
Sampling Location Barometric Pressure, inches Hg	**29.39**

QA/QC Check: Completeness ___ Legibility ___ Accuracy ___ Specifications ___

Checked by: _____ Data Custodian: _____ 001AS-QMS-FM-231

MONTROSE AIR QUALITY SERVICES

Barometric Pressure Determination

Page _____ of _____

Project Information

Date 3/10/2020 Time 7:55 Project # _____

Customer / Facility Medline

Unit ID / Sample Location Inlet #1

Operator WCJ Reference National Weather Service Website

Barometric Pressure Calcuations

Barometric Pressure	
Reference Barometer ID	KUGN
Reference Barometer Location	Waukegan Regional Airport
Reference Barometer Other Information	
Reference Barometer Indication, corrected to sea level, inches Hg	30.15
Reference Barometer Reference Elevation, feet	709
Reference Barometer Actual Pressure, inches Hg	**29.44**
Corrected for Facility Location	
Location/Site Elevation, feet	709
Location/Site Barometric Pressure, inches Hg	**29.44**
Corrected for Sampling Location	
Sampling Location Height (above/below site elevation), feet	15
Sampling Location Barometric Pressure, inches Hg	**29.43**

QA/QC Check: Completeness ___ Legibility ___ Accuracy ___ Specifications ___

Checked by: _____ Data Custodian: _____ 001AS-QMS-FM-231

MONTROSE AIR QUALITY SERVICES

Barometric Pressure Determination

Page _____ of _____

Project Information

Date 3/10/2020 Time 7:55 Project # _____

Customer / Facility Medline

Unit ID / Sample Location Inlets #2, #3, #4

Operator WCJ Reference National Weather Service Website

Barometric Pressure Calcuations

Barometric Pressure	
Reference Barometer ID	KUGN
Reference Barometer Location	Waukegan Regional Airport
Reference Barometer Other Information	
Reference Barometer Indication, corrected to sea level, inches Hg	30.15
Reference Barometer Reference Elevation, feet	709
Reference Barometer Actual Pressure, inches Hg	**29.44**
Corrected for Facility Location	
Location/Site Elevation, feet	709
Location/Site Barometric Pressure, inches Hg	**29.44**
Corrected for Sampling Location	
Sampling Location Height (above/below site elevation), feet	30
Sampling Location Barometric Pressure, inches Hg	**29.41**

QA/QC Check: Completeness ___ Legibility ___ Accuracy ___ Specifications ___

Checked by: _____ Data Custodian: _____ 001AS-QMS-FM-231

Current Location
Park City IL

Observation Station

ID: KUGN
Name: Chicago/Waukegan Regional Airport
State: IL
Latitude: 42.43
Longitude: -87.86
Elevation: 709 ft.
Last Updated: 10 Mar 07:55 am CDT

Current Conditions

Temperature:	36°F (2°C)
Weather:	Overcast
Humidity:	86%
Wind Speed:	N 12 MPH
Wind Gust:	20 MPH
Barometer:	30.15 in. (1021.3 mb)
Dew Point:	32°F (0°C)
Wind Chill:	28°F (-2°C)
Heat Index:	N/A
Visibility:	10.00 mi.

MONTROSE AIR QUALITY SERVICES

Barometric Pressure Determination

Page _____ of _____

Project Information

Date 3/11/2020 Time 7:55 Project # _____

Customer / Facility Medline

Unit ID / Sample Location Common Stack

Operator WCJ Reference National Weather Service Website

Barometric Pressure Calcuations	
Barometric Pressure	
Reference Barometer ID	KUGN
Reference Barometer Location	Waukegan Regional Airport
Reference Barometer Other Information	
Reference Barometer Indication, corrected to sea level, inches Hg	30.04
Reference Barometer Reference Elevation, feet	709
Reference Barometer Actual Pressure, inches Hg	**29.33**
Corrected for Facility Location	
Location/Site Elevation, feet	709
Location/Site Barometric Pressure, inches Hg	**29.33**
Corrected for Sampling Location	
Sampling Location Height (above/below site elevation), feet	50
Sampling Location Barometric Pressure, inches Hg	**29.28**

QA/QC Check: Completeness ___ Legibility ___ Accuracy ___ Specifications ___

Checked by: _____ Data Custodian: _____ 001AS-QMS-FM-231

MONTROSE AIR QUALITY SERVICES

Barometric Pressure Determination

Page _____ of _____

Project Information

Date 3/11/2020 Time 7:55 Project # _____

Customer / Facility Medline

Unit ID / Sample Location Inlet #1

Operator WCJ Reference National Weather Service Website

Barometric Pressure Calcuations

Barometric Pressure	
Reference Barometer ID	KUGN
Reference Barometer Location	Waukegan Regional Airport
Reference Barometer Other Information	
Reference Barometer Indication, corrected to sea level, inches Hg	30.04
Reference Barometer Reference Elevation, feet	709
Reference Barometer Actual Pressure, inches Hg	**29.33**
Corrected for Facility Location	
Location/Site Elevation, feet	709
Location/Site Barometric Pressure, inches Hg	**29.33**
Corrected for Sampling Location	
Sampling Location Height (above/below site elevation), feet	15
Sampling Location Barometric Pressure, inches Hg	**29.32**

QA/QC Check: Completeness ___ Legibility ___ Accuracy ___ Specifications ___

Checked by: _____ Data Custodian: _____ 001AS-QMS-FM-231

MONTROSE AIR QUALITY SERVICES

Barometric Pressure Determination

Page _____ of _____

Project Information

Date 3/11/2020 Time 7:55 Project # _____

Customer / Facility Medline

Unit ID / Sample Location Inlets #2, #3, #4

Operator WCJ Reference National Weather Service Website

Barometric Pressure Calcuations

Barometric Pressure	
Reference Barometer ID	KUGN
Reference Barometer Location	Waukegan Regional Airport
Reference Barometer Other Information	
Reference Barometer Indication, corrected to sea level, inches Hg	30.04
Reference Barometer Reference Elevation, feet	709
Reference Barometer Actual Pressure, inches Hg	**29.33**
Corrected for Facility Location	
Location/Site Elevation, feet	709
Location/Site Barometric Pressure, inches Hg	**29.33**
Corrected for Sampling Location	
Sampling Location Height (above/below site elevation), feet	30
Sampling Location Barometric Pressure, inches Hg	**29.30**

QA/QC Check: Completeness ___ Legibility ___ Accuracy ___ Specifications ___

Checked by: _____ Data Custodian: _____ 001AS-QMS-FM-231

Current Location
Park City IL

Observation Station

ID: KUGN
Name: Chicago/Waukegan Regional Airport
State: IL
Latitude: 42.43
Longitude: -87.86
Elevation: 709 ft.
Last Updated: 11 Mar 07:55 am CDT

Current Conditions

Temperature:	37°F (3°C)
Weather:	Fog/Mist
Humidity:	86%
Wind Speed:	N 0 MPH
Wind Gust:	0 MPH
Barometer:	30.04 in. (1018.3 mb)
Dew Point:	33°F (1°C)
Wind Chill:	N/A
Heat Index:	N/A
Visibility:	6.00 mi.

MONTROSE AIR QUALITY SERVICES

Barometric Pressure Determination

Page _____ of _____

Project Information

Date 3/12/2020 Time 8:55 Project # _____

Customer / Facility Medline

Unit ID / Sample Location Common Stack

Operator WCJ Reference National Weather Service Website

Barometric Pressure Calcuations

Barometric Pressure	
Reference Barometer ID	KUGN
Reference Barometer Location	Waukegan Regional Airport
Reference Barometer Other Information	
Reference Barometer Indication, corrected to sea level, inches Hg	29.83
Reference Barometer Reference Elevation, feet	709
Reference Barometer Actual Pressure, inches Hg	**29.12**
Corrected for Facility Location	
Location/Site Elevation, feet	709
Location/Site Barometric Pressure, inches Hg	**29.12**
Corrected for Sampling Location	
Sampling Location Height (above/below site elevation), feet	50
Sampling Location Barometric Pressure, inches Hg	**29.07**

QA/QC Check: Completeness ___ Legibility ___ Accuracy ___ Specifications ___

Checked by: _____ Data Custodian: _____ 001AS-QMS-FM-231

MONTROSE AIR QUALITY SERVICES

Barometric Pressure Determination

Page _____ of _____

Project Information

Date 3/12/2020 Time 8:55 Project # _____

Customer / Facility Medline

Unit ID / Sample Location Inlet #1

Operator WCJ Reference National Weather Service Website

Barometric Pressure Calcuations

Barometric Pressure	
Reference Barometer ID	KUGN
Reference Barometer Location	Waukegan Regional Airport
Reference Barometer Other Information	
Reference Barometer Indication, corrected to sea level, inches Hg	29.83
Reference Barometer Reference Elevation, feet	709
Reference Barometer Actual Pressure, inches Hg	**29.12**
Corrected for Facility Location	
Location/Site Elevation, feet	709
Location/Site Barometric Pressure, inches Hg	**29.12**
Corrected for Sampling Location	
Sampling Location Height (above/below site elevation), feet	15
Sampling Location Barometric Pressure, inches Hg	**29.11**

QA/QC Check: Completeness ___ Legibility ___ Accuracy ___ Specifications ___

Checked by: _____ Data Custodian: _____ 001AS-QMS-FM-231

MONTROSE AIR QUALITY SERVICES

Barometric Pressure Determination

Page _____ of _____

Project Information

Date 3/12/2020 Time 8:55 Project # _____

Customer / Facility Medline

Unit ID / Sample Location Inlets #2, #3, #4

Operator WCJ Reference National Weather Service Website

Barometric Pressure Calcuations

Barometric Pressure	
Reference Barometer ID	KUGN
Reference Barometer Location	Waukegan Regional Airport
Reference Barometer Other Information	
Reference Barometer Indication, corrected to sea level, inches Hg	29.83
Reference Barometer Reference Elevation, feet	709
Reference Barometer Actual Pressure, inches Hg	**29.12**
Corrected for Facility Location	
Location/Site Elevation, feet	709
Location/Site Barometric Pressure, inches Hg	**29.12**
Corrected for Sampling Location	
Sampling Location Height (above/below site elevation), feet	30
Sampling Location Barometric Pressure, inches Hg	**29.09**

QA/QC Check: Completeness ___ Legibility ___ Accuracy ___ Specifications ___

Checked by: _____ Data Custodian: _____ 001AS-QMS-FM-231

Current Location
Park City IL

Observation Station

ID: KUGN
Name: Chicago/Waukegan Regional Airport
State: IL
Latitude: 42.43
Longitude: -87.86
Elevation: 709 ft.
Last Updated: 12 Mar 08:55 am CDT

Current Conditions

Temperature:	41°F (5°C)
Weather:	Fog/Mist
Humidity:	86%
Wind Speed:	S 10 MPH
Wind Gust:	0 MPH
Barometer:	29.83 in. (1010.7 mb)
Dew Point:	37°F (3°C)
Wind Chill:	35°F (2°C)
Heat Index:	N/A
Visibility:	6.00 mi.

APPENDIX C
REFERENCE METHOD MONITORING DATA

REFERENCE METHOD CALIBRATION DATA

Plant Name	Medline
Sampling Location	EO Removal System
Date	3/10/2020
Run Number	1
Run Time	18:21-18:34

CEM Operator: WC James

Analyzer Span Values (% or ppm)

CO_2	5.00	%
O_2	21.00	%

	CALIBRATION ERROR				SYSTEM BIAS CHECK					Calibration
					Pretest:		Posttest:			
	Cylinder Value (% or ppm)	Cylinder Number	Analyzer Calibration Response	Difference (% of Span)	System Response	Syst. Bias (% of Span)	System Response	Syst. Bias (% of Span)	Drift (% of Span)	Correction Factors
CO_2 Zero	0.00		0.02	0.4	0.12	2.0	-0.01	-0.6	-2.6	Co=
CO_2 Low		Diluted from								**0.055**
CO_2 Mid	2.50	EB0033448	2.52		2.48	-0.8	2.50	-0.4	0.4	Cm=
CO_2 High	5.00	22.40 %	4.98	-0.4						**2.490**
O_2 Zero	0.00		0.06	0.3	0.06	0.0	0.06	0.0	0.0	Co=
O_2 Low		Diluted from								**0.060**
O_2 Mid	10.00	EB0033448	10.01	0.0						Cm=
O_2 High	21.00	22.40 %	21.01	0.0	20.94	-0.3	20.94	-0.3	0.0	**20.940**

QA/QC Performance Requirements:
Calibration Error = +/- 2%
System Bias = +/- 5%
System Drift - +/- 3%

REFERENCE METHOD CALIBRATION DATA

Plant Name	Medline
Sampling Location	EO Removal System
Date	3/11/2020
Run Number	2
Run Time	08:35-18:30

CEM Operator: WC James

Analyzer Span Values (% or ppm)

CO_2	5.00	%
O_2	21.00	%

	CALIBRATION ERROR				SYSTEM BIAS CHECK					Calibration
					Pretest:		Posttest:			
	Cylinder Value (% or ppm)	Cylinder Number	Analyzer Calibration Response	Difference (% of Span)	System Response	Syst. Bias (% of Span)	System Response	Syst. Bias (% of Span)	Drift (% of Span)	Correction Factors
CO_2 Zero	0.00		0.01	0.2	0.03	0.4	0.03	0.4	0.0	Co=
CO_2 Low		Diluted from								**0.030**
CO_2 Mid	2.50	EB0033448	2.52		2.48		2.54	0.4	1.2	Cm=
CO_2 High	5.00	22.40 %	5.01	0.2						**2.510**
O_2 Zero	0.00		0.06	0.3	0.01	-0.2	0.09	0.1	0.4	Co=
O_2 Low		Diluted from								**0.050**
O_2 Mid	10.00	EB0033448	9.99	0.0						Cm=
O_2 High	21.00	22.40 %	20.92	-0.4	20.81	-0.5	20.88	-0.2	0.3	**20.845**

QA/QC Performance Requirements:
Calibration Error = +/- 2%
System Bias = +/- 5%
System Drift - +/- 3%

REFERENCE METHOD CALIBRATION DATA

Plant Name	Medline
Sampling Location	EO Removal System
Date	3/12/2020
Run Number	3
Run Time	08:10-18:30

CEM Operator: WC James

Analyzer Span Values (% or ppm)

CO_2	5.00	%
O_2	21.00	%

	CALIBRATION ERROR				SYSTEM BIAS CHECK					Calibration Correction Factors
					Pretest:		Posttest:			
	Cylinder Value (% or ppm)	Cylinder Number	Analyzer Calibration Response	Difference (% of Span)	System Response	Syst. Bias (% of Span)	System Response	Syst. Bias (% of Span)	Drift (% of Span)	
CO_2 Zero	0.00		0.04	0.8	-0.02	-1.2	-0.10	-2.8	-1.6	Co=
CO_2 Low		Diluted from								**-0.060**
CO_2 Mid	2.50	EB0033448	2.50		2.48		2.40	-2.0	-1.6	Cm=
CO_2 High	5.00	22.40 %	4.98	-0.4						**2.440**
O_2 Zero	0.00		0.13	0.6	-0.05	-0.9	0.04	-0.4	0.4	Co=
O_2 Low		Diluted from								**-0.005**
O_2 Mid	10.00	EB0033448	9.99	0.0						Cm=
O_2 High	21.00	22.40 %	20.93	-0.3	20.97	0.2	20.72	-1.0	-1.2	**20.845**

QA/QC Performance Requirements:
Calibration Error = +/- 2%
System Bias = +/- 5%
System Drift - +/- 3%

RM FIELD DATA

Client Medline
Location Waukegan, IL
Source EO Control System
Date 3/10/2020

Date/Time	Common Stk Oxygen (% v db)	Common Stk CO2 (% v db)	Comments
3/10/2020 6:42:02	0.21	-0.03	Instrument Calibration Error Test:
3/10/2020 6:43:02	-0.05	-0.03	zero nitrogen:
3/10/2020 6:44:02	0.06	0.02	0.06 % v db Oxygen
3/10/2020 6:45:02	0.01	-0.06	0.02 % v db CO2
3/10/2020 6:46:02	0.12	0.08	
3/10/2020 6:47:02	18.88	0.25	
3/10/2020 6:48:02	15.81	4.79	
3/10/2020 6:49:02	21.58	18.79	Instrument Calibration Error Test:
3/10/2020 6:50:02	21.24	21.61	21.0% v db Oxygen:
3/10/2020 6:51:02	21.01	21.77	21.01 % v db Oxygen
3/10/2020 6:52:02	20.91	21.68	
3/10/2020 6:53:02	9.93	10.19	10.0% v db Oxygen:
3/10/2020 6:54:02	10.01	10.22	10.01 % v db Oxygen
3/10/2020 6:55:02	10.02	10.21	
3/10/2020 6:56:02	10.03	10.22	Instrument Calibration Error Test:
3/10/2020 6:57:02	5.10	5.06	5.00% v db CO2:
3/10/2020 6:58:02	4.99	4.98	4.98 % v db CO2
3/10/2020 6:59:02	4.97	5.00	
3/10/2020 7:00:02	2.57	2.55	2.50% v db CO2:
3/10/2020 7:01:02	2.47	2.52	2.52 % v db CO2
3/10/2020 7:02:02	2.51	2.54	
3/10/2020 7:03:02	16.10	0.35	System Bias Test:
3/10/2020 7:04:02	2.49	2.43	2.50% v db CO2:
3/10/2020 7:05:02	2.52	2.48	2.48 % v db CO2
3/10/2020 7:06:02	2.52	2.56	
3/10/2020 7:07:02	4.51	2.30	System Bias Test:
3/10/2020 7:08:02	21.45	21.83	21.0% v db Oxygen:
3/10/2020 7:09:02	20.94	21.27	20.94 % v db Oxygen
3/10/2020 7:10:02	20.90	21.34	
3/10/2020 7:11:02	20.88	21.32	System Bias Test:
3/10/2020 7:12:02	0.10	0.19	zero nitrogen:
3/10/2020 7:13:02	0.06	0.12	0.06 % v db Oxygen
3/10/2020 7:14:02	-0.06	0.01	0.12 % v db CO2
3/10/2020 7:15:02	0.22	0.07	
3/10/2020 7:16:02	20.51	0.28	
3/10/2020 7:17:02	20.45	0.23	
3/10/2020 7:18:02	20.51	0.22	
3/10/2020 7:19:02	20.59	0.27	
3/10/2020 7:20:02	20.56	0.27	
3/10/2020 7:21:02	20.56	0.27	
3/10/2020 7:22:02	20.54	0.25	
3/10/2020 7:23:02	20.53	0.21	
3/10/2020 7:24:02	20.49	0.20	
3/10/2020 7:25:02	20.49	0.20	
3/10/2020 7:26:02	20.66	0.35	
3/10/2020 7:27:02	20.70	0.35	
3/10/2020 7:28:02	20.59	0.24	
3/10/2020 7:29:02	20.67	0.34	
3/10/2020 7:30:02	20.54	0.25	
3/10/2020 7:31:02	20.52	0.20	
3/10/2020 7:32:02	20.59	0.24	
3/10/2020 7:33:02	20.61	0.26	
3/10/2020 7:34:02	20.61	0.25	
3/10/2020 7:35:02	20.57	0.26	
3/10/2020 7:36:02	20.41	0.10	
3/10/2020 7:37:02	20.51	0.19	
3/10/2020 7:38:02	20.59	0.24	
3/10/2020 7:39:02	20.51	0.19	
3/10/2020 7:40:02	20.54	0.21	
3/10/2020 7:41:02	20.58	0.24	
3/10/2020 7:42:02	20.55	0.20	
3/10/2020 7:43:02	20.45	0.19	
3/10/2020 7:44:02	20.53	0.22	
3/10/2020 7:45:02	20.57	0.18	

RM FIELD DATA

Client Medline
Location Waukegan, IL
Source EO Control System
Date 3/10/2020

Date/Time	Common Stk Oxygen (% v db)	Common Stk CO2 (% v db)	Comments
3/10/2020 7:46:02	20.52	0.20	
3/10/2020 7:47:02	20.61	0.24	
3/10/2020 7:48:02	20.43	0.13	
3/10/2020 7:49:02	20.67	0.27	
3/10/2020 7:50:02	20.54	0.20	
3/10/2020 7:51:02	20.43	0.11	
3/10/2020 7:52:02	20.54	0.28	
3/10/2020 7:53:02	20.60	0.27	
3/10/2020 7:54:02	20.49	0.20	
3/10/2020 7:55:02	20.51	0.20	
3/10/2020 7:56:02	20.53	0.20	
3/10/2020 7:57:02	20.62	0.26	
3/10/2020 7:58:02	20.60	0.28	
3/10/2020 7:59:02	20.57	0.25	
3/10/2020 8:00:02	20.56	0.25	
3/10/2020 8:01:02	20.51	0.17	
3/10/2020 8:02:02	20.55	0.19	
3/10/2020 8:03:02	20.51	0.21	
3/10/2020 8:04:02	20.56	0.25	
3/10/2020 8:05:02	20.44	0.22	
3/10/2020 8:06:02	20.59	0.26	
3/10/2020 8:07:02	20.58	0.24	
3/10/2020 8:08:02	20.45	0.14	
3/10/2020 8:09:02	20.56	0.28	
3/10/2020 8:10:02	20.54	0.10	
3/10/2020 8:11:02	20.53	0.22	
3/10/2020 8:12:02	20.67	0.33	
3/10/2020 8:13:02	20.47	0.22	
3/10/2020 8:14:02	20.50	0.19	
3/10/2020 8:15:02	20.53	0.19	
3/10/2020 8:16:02	20.67	0.35	
3/10/2020 8:17:02	20.60	0.27	
3/10/2020 8:18:02	20.51	0.20	
3/10/2020 8:19:02	20.60	0.25	
3/10/2020 8:20:02	20.59	0.25	Begin Run #1 0821Hrs
3/10/2020 8:21:02	20.61	0.28	
3/10/2020 8:22:02	20.54	0.22	
3/10/2020 8:23:02	20.59	0.25	
3/10/2020 8:24:02	20.59	0.25	
3/10/2020 8:25:02	20.58	0.25	
3/10/2020 8:26:02	20.52	0.21	
3/10/2020 8:27:02	20.56	0.21	
3/10/2020 8:28:02	20.52	0.21	
3/10/2020 8:29:02	20.66	0.35	
3/10/2020 8:30:02	20.49	0.22	
3/10/2020 8:31:02	20.55	0.26	
3/10/2020 8:32:02	20.52	0.10	
3/10/2020 8:33:02	20.56	0.40	
3/10/2020 8:34:02	20.56	0.25	
3/10/2020 8:35:02	20.55	0.27	
3/10/2020 8:36:02	20.57	0.27	
3/10/2020 8:37:02	20.56	0.27	
3/10/2020 8:38:02	20.55	0.19	
3/10/2020 8:39:02	20.42	0.17	
3/10/2020 8:40:02	20.53	0.09	
3/10/2020 8:41:02	20.58	0.26	
3/10/2020 8:42:02	20.49	0.21	
3/10/2020 8:43:02	20.68	0.30	
3/10/2020 8:44:02	20.54	0.22	
3/10/2020 8:45:02	20.67	0.33	
3/10/2020 8:46:02	20.49	0.21	
3/10/2020 8:47:02	20.56	0.25	
3/10/2020 8:48:02	20.56	0.24	
3/10/2020 8:49:02	20.55	0.25	
3/10/2020 8:50:02	20.58	0.27	

RM FIELD DATA

Client Medline
Location Waukegan, IL
Source EO Control System
Date 3/10/2020

Date/Time	Common Stk Oxygen (% v db)	Common Stk CO2 (% v db)	Comments
3/10/2020 8:51:02	20.54	0.26	
3/10/2020 8:52:02	20.61	0.29	
3/10/2020 8:53:02	20.51	0.39	
3/10/2020 8:54:02	20.56	0.25	
3/10/2020 8:55:02	20.48	0.13	
3/10/2020 8:56:02	20.51	0.20	
3/10/2020 8:57:02	20.53	0.19	
3/10/2020 8:58:02	20.54	0.25	
3/10/2020 8:59:02	20.63	0.27	
3/10/2020 9:00:02	20.57	0.26	
3/10/2020 9:01:02	20.44	0.12	
3/10/2020 9:02:02	20.62	0.26	
3/10/2020 9:03:02	20.54	0.22	
3/10/2020 9:04:02	20.54	0.22	
3/10/2020 9:05:02	20.54	0.22	
3/10/2020 9:06:02	20.54	0.22	
3/10/2020 9:07:02	20.67	0.34	
3/10/2020 9:08:02	20.52	0.21	
3/10/2020 9:09:02	20.52	0.22	
3/10/2020 9:10:02	20.61	0.26	
3/10/2020 9:11:02	20.58	0.25	
3/10/2020 9:12:02	20.61	0.26	
3/10/2020 9:13:02	20.53	0.28	
3/10/2020 9:14:02	20.46	0.21	
3/10/2020 9:15:02	20.61	0.34	
3/10/2020 9:16:02	20.38	0.22	
3/10/2020 9:17:02	20.52	0.30	
3/10/2020 9:18:02	20.53	0.25	
3/10/2020 9:19:02	20.53	0.26	
3/10/2020 9:20:02	20.52	0.25	
3/10/2020 9:21:02	20.47	0.21	
3/10/2020 9:22:02	20.52	0.28	
3/10/2020 9:23:02	20.52	0.22	
3/10/2020 9:24:02	20.55	0.35	
3/10/2020 9:25:02	20.50	0.12	
3/10/2020 9:26:02	20.54	0.25	
3/10/2020 9:27:02	20.51	0.22	
3/10/2020 9:28:02	20.52	0.25	
3/10/2020 9:29:02	20.44	0.23	
3/10/2020 9:30:02	20.51	0.25	
3/10/2020 9:31:02	20.53	0.34	
3/10/2020 9:32:02	20.52	0.24	
3/10/2020 9:33:02	20.62	0.32	
3/10/2020 9:34:02	20.52	0.28	
3/10/2020 9:35:02	20.36	0.12	
3/10/2020 9:36:02	20.47	0.23	
3/10/2020 9:37:02	20.49	0.25	
3/10/2020 9:38:02	20.48	0.26	
3/10/2020 9:39:02	20.45	0.11	
3/10/2020 9:40:02	20.46	0.21	
3/10/2020 9:41:02	20.47	0.21	
3/10/2020 9:42:02	20.48	0.19	
3/10/2020 9:43:02	20.37	0.12	
3/10/2020 9:44:02	20.51	0.19	
3/10/2020 9:45:02	20.55	0.35	
3/10/2020 9:46:02	20.51	0.21	
3/10/2020 9:47:02	20.60	0.26	
3/10/2020 9:48:02	20.55	0.23	
3/10/2020 9:49:02	20.54	0.19	
3/10/2020 9:50:02	20.49	0.20	
3/10/2020 9:51:02	20.49	0.19	
3/10/2020 9:52:02	20.60	0.27	
3/10/2020 9:53:02	20.53	0.22	
3/10/2020 9:54:02	20.54	0.18	
3/10/2020 9:55:02	20.49	0.21	

RM FIELD DATA

Client Medline
Location Waukegan, IL
Source EO Control System
Date 3/10/2020

Date/Time	Common Stk Oxygen (% v db)	Common Stk CO2 (% v db)	Comments
3/10/2020 9:56:02	20.58	0.29	
3/10/2020 9:57:02	20.45	0.21	
3/10/2020 9:58:02	20.47	0.39	
3/10/2020 9:59:02	20.46	0.24	
3/10/2020 10:00:02	20.54	0.30	
3/10/2020 10:01:02	20.45	0.28	
3/10/2020 10:02:02	20.34	0.11	
3/10/2020 10:03:02	20.55	0.25	
3/10/2020 10:04:02	20.44	0.21	
3/10/2020 10:05:02	20.44	0.21	
3/10/2020 10:06:02	20.45	0.30	
3/10/2020 10:07:02	20.54	0.23	
3/10/2020 10:08:02	20.57	0.24	
3/10/2020 10:09:02	20.53	0.20	
3/10/2020 10:10:02	20.57	0.27	
3/10/2020 10:11:02	20.57	0.27	
3/10/2020 10:12:02	20.48	0.21	
3/10/2020 10:13:02	20.39	0.20	
3/10/2020 10:14:02	20.50	0.22	
3/10/2020 10:15:02	20.43	0.22	
3/10/2020 10:16:02	20.66	0.36	
3/10/2020 10:17:02	20.56	0.25	
3/10/2020 10:18:02	20.55	0.24	
3/10/2020 10:19:02	20.47	0.20	
3/10/2020 10:20:02	20.44	0.21	
3/10/2020 10:21:02	20.44	0.20	
3/10/2020 10:22:02	20.48	0.33	
3/10/2020 10:23:02	20.46	0.22	
3/10/2020 10:24:02	20.52	0.26	
3/10/2020 10:25:02	20.40	0.19	
3/10/2020 10:26:02	20.45	0.22	
3/10/2020 10:27:02	20.50	0.39	
3/10/2020 10:28:02	20.46	0.23	
3/10/2020 10:29:02	20.39	0.14	
3/10/2020 10:30:02	20.55	0.33	
3/10/2020 10:31:02	20.56	0.25	
3/10/2020 10:32:02	20.69	0.36	
3/10/2020 10:33:02	20.54	0.21	
3/10/2020 10:34:02	20.52	0.23	
3/10/2020 10:35:02	20.33	0.11	
3/10/2020 10:36:02	20.53	0.34	
3/10/2020 10:37:02	20.65	0.32	
3/10/2020 10:38:02	20.41	0.20	
3/10/2020 10:39:02	20.51	0.22	
3/10/2020 10:40:02	20.50	0.22	
3/10/2020 10:41:02	20.48	0.22	
3/10/2020 10:42:02	20.56	0.24	
3/10/2020 10:43:02	20.44	0.07	
3/10/2020 10:44:02	20.44	0.12	
3/10/2020 10:45:02	20.47	0.22	
3/10/2020 10:46:02	20.45	0.21	
3/10/2020 10:47:02	20.52	0.25	
3/10/2020 10:48:02	20.50	0.35	
3/10/2020 10:49:02	20.49	0.20	
3/10/2020 10:50:02	20.45	0.21	
3/10/2020 10:51:02	20.39	0.22	
3/10/2020 10:52:02	20.41	0.20	
3/10/2020 10:53:02	20.56	0.26	
3/10/2020 10:54:02	20.54	0.19	
3/10/2020 10:55:02	20.64	0.24	
3/10/2020 10:56:02	20.58	0.26	
3/10/2020 10:57:02	20.54	0.25	
3/10/2020 10:58:02	20.51	0.29	
3/10/2020 10:59:02	20.53	0.25	
3/10/2020 11:00:02	20.49	0.20	

RM FIELD DATA

Client Medline
Location Waukegan, IL
Source EO Control System
Date 3/10/2020

Date/Time	Common Stk Oxygen (% v db)	Common Stk CO2 (% v db)	Comments
3/10/2020 11:01:02	20.67	0.35	
3/10/2020 11:02:02	20.49	0.22	
3/10/2020 11:03:02	20.48	0.22	
3/10/2020 11:04:02	20.44	0.22	
3/10/2020 11:05:02	20.48	0.25	
3/10/2020 11:06:02	20.37	0.12	
3/10/2020 11:07:02	20.42	0.21	
3/10/2020 11:08:02	20.52	0.26	
3/10/2020 11:09:02	20.51	0.19	
3/10/2020 11:10:02	20.44	0.20	
3/10/2020 11:11:02	20.51	0.27	
3/10/2020 11:12:02	20.49	0.26	
3/10/2020 11:13:02	20.45	0.22	
3/10/2020 11:14:02	20.53	0.24	
3/10/2020 11:15:02	20.51	0.22	
3/10/2020 11:16:02	20.53	0.26	
3/10/2020 11:17:02	20.55	0.25	
3/10/2020 11:18:02	20.50	0.22	
3/10/2020 11:19:02	20.52	0.18	
3/10/2020 11:20:02	20.54	0.22	
3/10/2020 11:21:02	20.39	0.20	
3/10/2020 11:22:02	20.33	0.13	
3/10/2020 11:23:02	20.53	0.25	
3/10/2020 11:24:02	20.52	0.19	
3/10/2020 11:25:02	20.55	0.26	
3/10/2020 11:26:02	20.45	0.21	
3/10/2020 11:27:02	20.59	0.35	
3/10/2020 11:28:02	20.43	0.19	
3/10/2020 11:29:02	20.55	0.26	
3/10/2020 11:30:02	20.61	0.30	
3/10/2020 11:31:02	20.36	0.22	
3/10/2020 11:32:02	20.43	0.19	
3/10/2020 11:33:02	20.45	0.21	
3/10/2020 11:34:02	20.51	0.27	
3/10/2020 11:35:02	20.37	0.22	
3/10/2020 11:36:02	20.46	0.22	
3/10/2020 11:37:02	20.56	0.26	
3/10/2020 11:38:02	20.52	0.21	
3/10/2020 11:39:02	20.45	0.21	
3/10/2020 11:40:02	20.38	0.13	
3/10/2020 11:41:02	20.53	0.18	
3/10/2020 11:42:02	20.67	0.35	
3/10/2020 11:43:02	20.55	0.23	
3/10/2020 11:44:02	20.53	0.25	
3/10/2020 11:45:02	20.56	0.25	
3/10/2020 11:46:02	20.53	0.20	
3/10/2020 11:47:02	20.56	0.32	
3/10/2020 11:48:02	20.48	0.20	
3/10/2020 11:49:02	20.50	0.25	
3/10/2020 11:50:02	20.49	0.39	
3/10/2020 11:51:02	20.56	0.25	
3/10/2020 11:52:02	20.51	0.24	
3/10/2020 11:53:02	20.57	0.24	
3/10/2020 11:54:02	20.49	0.40	
3/10/2020 11:55:02	20.49	0.26	
3/10/2020 11:56:02	20.44	0.20	
3/10/2020 11:57:02	20.43	0.20	
3/10/2020 11:58:02	20.49	0.25	
3/10/2020 11:59:02	20.44	0.20	
3/10/2020 12:00:02	20.52	0.19	
3/10/2020 12:01:02	20.58	0.26	
3/10/2020 12:02:02	20.49	0.27	
3/10/2020 12:03:02	20.56	0.27	
3/10/2020 12:04:02	20.52	0.28	
3/10/2020 12:05:02	20.40	0.13	

RM FIELD DATA

Client Medline
Location Waukegan, IL
Source EO Control System
Date 3/10/2020

Date/Time	Common Stk Oxygen (% v db)	Common Stk CO2 (% v db)	Comments
3/10/2020 12:06:02	20.56	0.24	
3/10/2020 12:07:02	20.59	0.24	
3/10/2020 12:08:02	20.59	0.25	
3/10/2020 12:09:02	20.64	0.34	
3/10/2020 12:10:02	20.59	0.34	
3/10/2020 12:11:02	20.43	0.18	
3/10/2020 12:12:02	20.45	0.21	
3/10/2020 12:13:02	20.50	0.25	
3/10/2020 12:14:02	20.52	0.35	
3/10/2020 12:15:02	20.45	0.18	
3/10/2020 12:16:02	20.49	0.27	
3/10/2020 12:17:02	20.43	0.11	
3/10/2020 12:18:02	20.46	0.27	
3/10/2020 12:19:02	20.43	0.07	
3/10/2020 12:20:02	20.35	0.11	
3/10/2020 12:21:02	20.38	0.10	
3/10/2020 12:22:02	20.63	0.34	
3/10/2020 12:23:02	20.48	0.19	
3/10/2020 12:24:02	20.63	0.27	
3/10/2020 12:25:02	20.47	0.19	
3/10/2020 12:26:02	20.49	0.18	
3/10/2020 12:27:02	20.55	0.24	
3/10/2020 12:28:02	20.56	0.24	
3/10/2020 12:29:02	20.54	0.20	
3/10/2020 12:30:02	20.44	0.16	
3/10/2020 12:31:02	20.52	0.20	
3/10/2020 12:32:02	20.40	0.14	
3/10/2020 12:33:02	20.47	0.21	
3/10/2020 12:34:02	20.48	0.17	
3/10/2020 12:35:02	20.47	0.20	
3/10/2020 12:36:02	20.47	0.22	
3/10/2020 12:37:02	20.35	0.11	
3/10/2020 12:38:02	20.46	0.18	
3/10/2020 12:39:02	20.47	0.27	
3/10/2020 12:40:02	20.42	0.20	
3/10/2020 12:41:02	20.37	0.20	
3/10/2020 12:42:02	20.36	0.20	
3/10/2020 12:43:02	20.39	0.19	
3/10/2020 12:44:02	20.54	0.23	
3/10/2020 12:45:02	20.53	0.24	
3/10/2020 12:46:02	20.50	0.24	
3/10/2020 12:47:02	20.48	0.24	
3/10/2020 12:48:02	20.54	0.24	
3/10/2020 12:49:02	20.48	0.22	
3/10/2020 12:50:02	20.50	0.20	
3/10/2020 12:51:02	20.56	0.24	
3/10/2020 12:52:02	20.53	0.23	
3/10/2020 12:53:02	20.58	0.23	
3/10/2020 12:54:02	20.43	0.19	
3/10/2020 12:55:02	20.38	0.11	
3/10/2020 12:56:02	20.44	0.19	
3/10/2020 12:57:02	20.55	0.25	
3/10/2020 12:58:02	20.54	0.23	
3/10/2020 12:59:02	20.50	0.25	
3/10/2020 13:00:02	20.47	0.24	
3/10/2020 13:01:02	20.57	0.30	
3/10/2020 13:02:02	20.36	0.18	
3/10/2020 13:03:02	20.44	0.23	
3/10/2020 13:04:02	20.45	0.24	
3/10/2020 13:05:02	20.42	0.24	
3/10/2020 13:06:02	20.42	0.20	
3/10/2020 13:07:02	20.52	0.33	
3/10/2020 13:08:02	20.43	0.19	
3/10/2020 13:09:02	20.39	0.18	
3/10/2020 13:10:02	20.50	0.26	

RM FIELD DATA

Client Medline
Location Waukegan, IL
Source EO Control System
Date 3/10/2020

Date/Time	Common Stk Oxygen (% v db)	Common Stk CO2 (% v db)	Comments
3/10/2020 13:11:02	20.46	0.20	
3/10/2020 13:12:02	20.51	0.20	
3/10/2020 13:13:02	20.62	0.22	
3/10/2020 13:14:02	20.59	0.24	
3/10/2020 13:15:02	20.51	0.09	
3/10/2020 13:16:02	20.49	0.20	
3/10/2020 13:17:02	20.49	0.19	
3/10/2020 13:18:02	20.60	0.31	
3/10/2020 13:19:02	20.51	0.23	
3/10/2020 13:20:02	20.52	0.24	
3/10/2020 13:21:02	20.47	0.25	
3/10/2020 13:22:02	20.57	0.26	
3/10/2020 13:23:02	20.47	0.22	
3/10/2020 13:24:02	20.46	0.26	
3/10/2020 13:25:02	20.35	0.18	
3/10/2020 13:26:02	20.43	0.23	
3/10/2020 13:27:02	20.45	0.23	
3/10/2020 13:28:02	20.52	0.29	
3/10/2020 13:29:02	20.47	0.23	
3/10/2020 13:30:02	20.32	0.10	
3/10/2020 13:31:02	20.33	0.11	
3/10/2020 13:32:02	20.46	0.32	
3/10/2020 13:33:02	20.51	0.24	
3/10/2020 13:34:02	20.36	0.15	
3/10/2020 13:35:02	20.55	0.24	
3/10/2020 13:36:02	20.56	0.22	
3/10/2020 13:37:02	20.63	0.25	
3/10/2020 13:38:02	20.55	0.33	
3/10/2020 13:39:02	20.55	0.32	
3/10/2020 13:40:02	20.54	0.23	
3/10/2020 13:41:02	20.51	0.19	
3/10/2020 13:42:02	20.50	0.18	
3/10/2020 13:43:02	20.55	0.26	
3/10/2020 13:44:02	20.53	0.27	
3/10/2020 13:45:02	20.45	0.19	
3/10/2020 13:46:02	20.45	0.20	
3/10/2020 13:47:02	20.55	0.31	
3/10/2020 13:48:02	20.56	0.25	
3/10/2020 13:49:02	20.49	0.26	
3/10/2020 13:50:02	20.43	0.17	
3/10/2020 13:51:02	20.49	0.32	
3/10/2020 13:52:02	20.42	0.19	
3/10/2020 13:53:02	20.45	0.20	
3/10/2020 13:54:02	20.49	0.23	
3/10/2020 13:55:02	20.53	0.24	
3/10/2020 13:56:02	20.50	0.17	
3/10/2020 13:57:02	20.50	0.20	
3/10/2020 13:58:02	20.53	0.17	
3/10/2020 13:59:02	20.59	0.23	
3/10/2020 14:00:02	20.58	0.23	
3/10/2020 14:01:02	20.57	0.21	
3/10/2020 14:02:02	20.57	0.30	
3/10/2020 14:03:02	20.61	0.26	
3/10/2020 14:04:02	20.52	0.10	
3/10/2020 14:05:02	20.59	0.24	
3/10/2020 14:06:02	20.55	0.23	
3/10/2020 14:07:02	20.55	0.23	
3/10/2020 14:08:02	20.47	0.10	
3/10/2020 14:09:02	20.57	0.24	
3/10/2020 14:10:02	20.54	0.23	
3/10/2020 14:11:02	20.44	0.19	
3/10/2020 14:12:02	20.43	0.20	
3/10/2020 14:13:02	20.50	0.25	
3/10/2020 14:14:02	20.41	0.18	
3/10/2020 14:15:02	20.44	0.19	

RM FIELD DATA

Client Medline
Location Waukegan, IL
Source EO Control System
Date 3/10/2020

Date/Time	Common Stk Oxygen (% v db)	Common Stk CO2 (% v db)	Comments
3/10/2020 14:16:02	20.58	0.24	
3/10/2020 14:17:02	20.50	0.37	
3/10/2020 14:18:02	20.55	0.24	
3/10/2020 14:19:02	20.40	0.10	
3/10/2020 14:20:02	20.41	0.09	
3/10/2020 14:21:02	20.55	0.27	
3/10/2020 14:22:02	20.58	0.38	
3/10/2020 14:23:02	20.45	0.09	
3/10/2020 14:24:02	20.76	0.32	
3/10/2020 14:25:02	20.59	0.24	
3/10/2020 14:26:02	20.55	0.22	
3/10/2020 14:27:02	20.56	0.28	
3/10/2020 14:28:02	20.54	0.06	
3/10/2020 14:29:02	20.52	0.09	
3/10/2020 14:30:02	20.55	0.22	
3/10/2020 14:31:02	20.47	0.11	
3/10/2020 14:32:02	20.42	0.20	
3/10/2020 14:33:02	20.46	0.20	
3/10/2020 14:34:02	20.52	0.25	
3/10/2020 14:35:02	20.44	0.18	
3/10/2020 14:36:02	20.47	0.24	
3/10/2020 14:37:02	20.42	0.18	
3/10/2020 14:38:02	20.58	0.23	
3/10/2020 14:39:02	20.44	0.19	
3/10/2020 14:40:02	20.52	0.24	
3/10/2020 14:41:02	20.56	0.25	
3/10/2020 14:42:02	20.57	0.23	
3/10/2020 14:43:02	20.58	0.23	
3/10/2020 14:44:02	20.65	0.23	
3/10/2020 14:45:02	20.56	0.20	
3/10/2020 14:46:02	20.58	0.29	
3/10/2020 14:47:02	20.57	0.22	
3/10/2020 14:48:02	20.51	0.19	
3/10/2020 14:49:02	20.54	0.20	
3/10/2020 14:50:02	20.57	0.24	
3/10/2020 14:51:02	20.56	0.34	
3/10/2020 14:52:02	20.40	0.19	
3/10/2020 14:53:02	20.45	0.18	
3/10/2020 14:54:02	20.45	0.05	
3/10/2020 14:55:02	20.51	0.26	
3/10/2020 14:56:02	20.47	0.24	
3/10/2020 14:57:02	20.44	0.19	
3/10/2020 14:58:02	20.47	0.23	
3/10/2020 14:59:02	20.40	0.19	
3/10/2020 15:00:02	20.50	0.24	
3/10/2020 15:01:02	20.34	0.11	
3/10/2020 15:02:02	20.43	0.18	
3/10/2020 15:03:02	20.54	0.24	
3/10/2020 15:04:02	20.68	0.33	
3/10/2020 15:05:02	20.56	0.19	
3/10/2020 15:06:02	20.53	0.20	
3/10/2020 15:07:02	20.53	0.18	
3/10/2020 15:08:02	20.54	0.20	
3/10/2020 15:09:02	20.58	0.24	
3/10/2020 15:10:02	20.56	0.19	
3/10/2020 15:11:02	20.51	0.19	
3/10/2020 15:12:02	20.55	0.20	
3/10/2020 15:13:02	20.60	0.24	
3/10/2020 15:14:02	20.56	0.22	
3/10/2020 15:15:02	20.53	0.26	
3/10/2020 15:16:02	20.60	0.28	
3/10/2020 15:17:02	20.46	0.18	
3/10/2020 15:18:02	20.49	0.26	
3/10/2020 15:19:02	20.46	0.19	
3/10/2020 15:20:02	20.62	0.36	

RM FIELD DATA

Client Medline
Location Waukegan, IL
Source EO Control System
Date 3/10/2020

Date/Time	Common Stk Oxygen (% v db)	Common Stk CO2 (% v db)	Comments
3/10/2020 15:21:02	20.50	0.23	
3/10/2020 15:22:02	20.36	0.08	
3/10/2020 15:23:02	20.46	0.19	
3/10/2020 15:24:02	20.50	0.24	
3/10/2020 15:25:02	20.37	0.09	
3/10/2020 15:26:02	20.55	0.23	
3/10/2020 15:27:02	20.56	0.20	
3/10/2020 15:28:02	20.59	0.24	
3/10/2020 15:29:02	20.58	0.24	
3/10/2020 15:30:02	20.55	0.20	
3/10/2020 15:31:02	20.49	0.20	
3/10/2020 15:32:02	20.57	0.17	
3/10/2020 15:33:02	20.59	0.23	
3/10/2020 15:34:02	20.55	0.20	
3/10/2020 15:35:02	20.55	0.20	
3/10/2020 15:36:02	20.53	0.10	
3/10/2020 15:37:02	20.53	0.17	
3/10/2020 15:38:02	20.46	0.20	
3/10/2020 15:39:02	20.50	0.17	
3/10/2020 15:40:02	20.38	0.16	
3/10/2020 15:41:02	20.44	0.19	
3/10/2020 15:42:02	20.51	0.26	
3/10/2020 15:43:02	20.51	0.21	
3/10/2020 15:44:02	20.49	0.27	
3/10/2020 15:45:02	20.49	0.09	
3/10/2020 15:46:02	20.39	0.12	
3/10/2020 15:47:02	20.54	0.18	
3/10/2020 15:48:02	20.57	0.18	
3/10/2020 15:49:02	20.60	0.24	
3/10/2020 15:50:02	20.47	0.21	
3/10/2020 15:51:02	20.56	0.21	
3/10/2020 15:52:02	20.56	0.18	
3/10/2020 15:53:02	20.43	0.09	
3/10/2020 15:54:02	20.56	0.12	
3/10/2020 15:55:02	20.59	0.24	
3/10/2020 15:56:02	20.55	0.19	
3/10/2020 15:57:02	20.55	0.20	
3/10/2020 15:58:02	20.57	0.18	
3/10/2020 15:59:02	20.51	0.20	
3/10/2020 16:00:02	20.54	0.25	
3/10/2020 16:01:02	20.44	0.19	
3/10/2020 16:02:02	20.35	0.10	
3/10/2020 16:03:02	20.56	0.26	
3/10/2020 16:04:02	20.39	0.18	
3/10/2020 16:05:02	20.46	0.19	
3/10/2020 16:06:02	20.50	0.18	
3/10/2020 16:07:02	20.46	0.20	
3/10/2020 16:08:02	20.52	0.36	
3/10/2020 16:09:02	20.49	0.05	
3/10/2020 16:10:02	20.53	0.20	
3/10/2020 16:11:02	20.70	0.28	
3/10/2020 16:12:02	20.54	0.20	
3/10/2020 16:13:02	20.52	0.19	
3/10/2020 16:14:02	20.67	0.30	
3/10/2020 16:15:02	20.63	0.26	
3/10/2020 16:16:02	20.65	0.24	
3/10/2020 16:17:02	20.61	0.26	
3/10/2020 16:18:02	20.68	0.33	
3/10/2020 16:19:02	20.46	0.11	
3/10/2020 16:20:02	20.47	0.13	
3/10/2020 16:21:02	20.55	0.21	
3/10/2020 16:22:02	20.52	0.22	
3/10/2020 16:23:02	20.57	0.24	
3/10/2020 16:24:02	20.52	0.23	
3/10/2020 16:25:02	20.55	0.19	

RM FIELD DATA

Client Medline
Location Waukegan, IL
Source EO Control System
Date 3/10/2020

Date/Time	Common Stk Oxygen (% v db)	Common Stk CO2 (% v db)	Comments
3/10/2020 16:26:02	20.54	0.11	
3/10/2020 16:27:02	20.66	0.31	
3/10/2020 16:28:02	20.50	0.20	
3/10/2020 16:29:02	20.57	0.24	
3/10/2020 16:30:02	20.59	0.25	
3/10/2020 16:31:02	20.52	0.11	
3/10/2020 16:32:02	20.61	0.26	
3/10/2020 16:33:02	20.57	0.26	
3/10/2020 16:34:02	20.56	0.21	
3/10/2020 16:35:02	20.48	0.21	
3/10/2020 16:36:02	20.56	0.20	
3/10/2020 16:37:02	20.63	0.26	
3/10/2020 16:38:02	20.46	0.11	
3/10/2020 16:39:02	20.62	0.27	
3/10/2020 16:40:02	20.58	0.27	
3/10/2020 16:41:02	20.58	0.26	
3/10/2020 16:42:02	20.46	0.09	
3/10/2020 16:43:02	20.59	0.24	
3/10/2020 16:44:02	20.58	0.34	
3/10/2020 16:45:02	20.61	0.24	
3/10/2020 16:46:02	20.67	0.33	
3/10/2020 16:47:02	20.59	0.25	
3/10/2020 16:48:02	20.60	0.25	
3/10/2020 16:49:02	20.58	0.24	
3/10/2020 16:50:02	20.50	0.20	
3/10/2020 16:51:02	20.52	0.22	
3/10/2020 16:52:02	20.54	0.23	
3/10/2020 16:53:02	20.49	0.21	
3/10/2020 16:54:02	20.62	0.26	
3/10/2020 16:55:02	20.61	0.24	
3/10/2020 16:56:02	20.64	0.26	
3/10/2020 16:57:02	20.48	0.12	
3/10/2020 16:58:02	20.59	0.27	
3/10/2020 16:59:02	20.61	0.25	
3/10/2020 17:00:02	20.57	0.11	
3/10/2020 17:01:02	20.54	0.20	
3/10/2020 17:02:02	20.60	0.21	
3/10/2020 17:03:02	20.56	0.20	
3/10/2020 17:04:02	20.63	0.25	
3/10/2020 17:05:02	20.66	0.26	
3/10/2020 17:06:02	20.61	0.33	
3/10/2020 17:07:02	20.61	0.25	
3/10/2020 17:08:02	20.56	0.20	
3/10/2020 17:09:02	20.68	0.35	
3/10/2020 17:10:02	20.58	0.24	
3/10/2020 17:11:02	20.56	0.24	
3/10/2020 17:12:02	20.68	0.30	
3/10/2020 17:13:02	20.67	0.34	
3/10/2020 17:14:02	20.55	0.19	
3/10/2020 17:15:02	20.60	0.27	
3/10/2020 17:16:02	20.66	0.33	
3/10/2020 17:17:02	20.50	0.20	
3/10/2020 17:18:02	20.60	0.25	
3/10/2020 17:19:02	20.47	0.13	
3/10/2020 17:20:02	20.64	0.26	
3/10/2020 17:21:02	20.62	0.24	
3/10/2020 17:22:02	20.62	0.25	
3/10/2020 17:23:02	20.55	0.21	
3/10/2020 17:24:02	20.63	0.25	
3/10/2020 17:25:02	20.47	0.12	
3/10/2020 17:26:02	20.60	0.35	
3/10/2020 17:27:02	20.57	0.21	
3/10/2020 17:28:02	20.60	0.25	
3/10/2020 17:29:02	20.56	0.23	
3/10/2020 17:30:02	20.53	0.20	

RM FIELD DATA

Client Medline
Location Waukegan, IL
Source EO Control System
Date 3/10/2020

Date/Time	Common Stk Oxygen (% v db)	Common Stk CO2 (% v db)	Comments
3/10/2020 17:31:02	20.53	0.20	
3/10/2020 17:32:02	20.56	0.19	
3/10/2020 17:33:02	20.60	0.37	
3/10/2020 17:34:02	20.55	0.24	
3/10/2020 17:35:02	20.63	0.25	
3/10/2020 17:36:02	20.51	0.22	
3/10/2020 17:37:02	20.52	0.22	
3/10/2020 17:38:02	20.52	0.22	
3/10/2020 17:39:02	20.43	0.12	
3/10/2020 17:40:02	20.58	0.19	
3/10/2020 17:41:02	20.60	0.25	
3/10/2020 17:42:02	20.53	0.20	
3/10/2020 17:43:02	20.55	0.21	
3/10/2020 17:44:02	20.60	0.25	
3/10/2020 17:45:02	20.70	0.32	
3/10/2020 17:46:02	20.69	0.29	
3/10/2020 17:47:02	20.57	0.22	
3/10/2020 17:48:02	20.53	0.20	
3/10/2020 17:49:02	20.55	0.21	
3/10/2020 17:50:02	20.57	0.12	
3/10/2020 17:51:02	20.53	0.14	
3/10/2020 17:52:02	20.71	0.36	
3/10/2020 17:53:02	20.61	0.35	
3/10/2020 17:54:02	20.53	0.20	
3/10/2020 17:55:02	20.59	0.28	
3/10/2020 17:56:02	20.47	0.12	
3/10/2020 17:57:02	20.56	0.21	
3/10/2020 17:58:02	20.48	0.19	
3/10/2020 17:59:02	20.59	0.24	
3/10/2020 18:00:02	20.52	0.21	
3/10/2020 18:01:02	20.55	0.22	
3/10/2020 18:02:02	20.67	0.25	
3/10/2020 18:03:02	20.60	0.24	
3/10/2020 18:04:02	20.60	0.33	
3/10/2020 18:05:02	20.43	0.12	
3/10/2020 18:06:02	20.59	0.23	
3/10/2020 18:07:02	20.58	0.23	
3/10/2020 18:08:02	20.54	0.21	
3/10/2020 18:09:02	20.56	0.22	
3/10/2020 18:10:02	20.64	0.26	
3/10/2020 18:11:02	20.56	0.22	
3/10/2020 18:12:02	20.69	0.25	
3/10/2020 18:13:02	20.57	0.19	
3/10/2020 18:14:02	20.59	0.28	
3/10/2020 18:15:02	20.58	0.19	
3/10/2020 18:16:02	20.59	0.28	
3/10/2020 18:17:02	20.55	0.19	
3/10/2020 18:18:02	20.69	0.28	
3/10/2020 18:19:02	20.61	0.26	
3/10/2020 18:20:02	20.64	0.28	
3/10/2020 18:21:02	20.60	0.23	
3/10/2020 18:22:02	20.77	0.35	
3/10/2020 18:23:02	20.60	0.19	
3/10/2020 18:24:02	20.60	0.36	
3/10/2020 18:25:02	20.71	0.37	
3/10/2020 18:26:02	20.59	0.28	
3/10/2020 18:27:02	20.54	0.20	
3/10/2020 18:28:02	20.56	0.10	
3/10/2020 18:29:02	20.59	0.20	
3/10/2020 18:30:02	20.60	0.26	
3/10/2020 18:31:02	20.57	0.04	
3/10/2020 18:32:02	20.56	0.22	
3/10/2020 18:33:02	20.60	0.26	End Run #1 18:34
3/10/2020 18:34:02	20.56	0.22	
3/10/2020 18:35:02	20.55	0.12	O2%

RM FIELD DATA

Client Medline
Location Waukegan, IL
Source EO Control System
Date 3/10/2020

Date/Time	Common Stk Oxygen (% v db)	Common Stk CO2 (% v db)	Comments
3/10/2020 18:36:02	20.62	0.24	20.52
3/10/2020 18:37:02	20.60	0.37	
3/10/2020 18:38:02	20.59	0.26	CO2 %
3/10/2020 18:39:02	20.60	0.27	0.23
3/10/2020 18:40:02	20.57	0.28	
3/10/2020 18:41:02	20.61	0.22	
3/10/2020 18:42:02	20.61	0.35	
3/10/2020 18:43:02	20.58	0.19	
3/10/2020 18:44:02	20.68	0.27	
3/10/2020 18:45:02	20.57	0.11	
3/10/2020 18:46:02	20.57	0.21	
3/10/2020 18:47:02	20.60	0.26	
3/10/2020 18:48:02	20.61	0.26	
3/10/2020 18:49:02	20.53	0.20	
3/10/2020 18:50:02	20.58	0.24	
3/10/2020 18:51:02	20.63	0.24	
3/10/2020 18:52:02	20.62	0.26	
3/10/2020 18:53:02	20.59	0.42	
3/10/2020 18:54:02	20.57	0.25	
3/10/2020 18:55:02	20.59	0.19	
3/10/2020 18:56:02	20.54	0.21	
3/10/2020 18:57:02	20.51	0.21	
3/10/2020 18:58:02	20.56	0.22	
3/10/2020 18:59:02	20.59	0.25	
3/10/2020 19:00:02	20.58	0.24	
3/10/2020 19:01:02	20.44	0.12	
3/10/2020 19:02:02	20.59	0.20	
3/10/2020 19:03:02	20.63	0.29	
3/10/2020 19:04:02	20.62	0.27	
3/10/2020 19:05:02	20.56	0.22	
3/10/2020 19:06:02	20.54	0.22	
3/10/2020 19:07:02	20.53	0.21	
3/10/2020 19:08:02	20.64	0.27	
3/10/2020 19:09:02	20.64	0.27	
3/10/2020 19:10:02	20.59	0.25	
3/10/2020 19:11:02	20.58	0.27	
3/10/2020 19:12:02	20.58	0.22	
3/10/2020 19:13:02	6.36	0.09	Post-test Bias and Drift Check:
3/10/2020 19:14:02	0.05	-0.03	zero nitrogen:
3/10/2020 19:15:02	0.06	-0.01	0.06 % v db Oxygen
3/10/2020 19:16:02	0.13	0.02	-0.01 % v db CO2
3/10/2020 19:17:02	-0.03	-0.05	
3/10/2020 19:18:02	0.01	-0.16	Post-test Bias and Drift Check:
3/10/2020 19:19:02	10.19	8.69	21.0% v db Oxygen:
3/10/2020 19:20:02	20.94	21.38	20.94 % v db Oxygen
3/10/2020 19:21:02	20.87	21.40	
3/10/2020 19:22:02	20.68	11.00	Post-test Bias and Drift Check:
3/10/2020 19:23:02	2.55	2.69	2.50% v db CO2:
3/10/2020 19:24:02	2.53	2.50	2.50 % v db CO2
3/10/2020 19:25:02			
3/10/2020 19:26:02			
[redacted]			
3/11/2020 6:42:45	0.39	0.03	
3/11/2020 6:43:45	0.16	0.01	
3/11/2020 6:44:45	0.04	-0.17	Instrument Calibration Error Test:
3/11/2020 6:45:45	0.03	-0.02	zero nitrogen:
3/11/2020 6:46:45	0.06	0.01	0.06 % v db Oxygen
3/11/2020 6:47:45	0.03	-0.03	0.01 % v db CO2
3/11/2020 6:48:45	0.14	0.03	
3/11/2020 6:49:45	0.05	0.12	
3/11/2020 6:50:45	0.09	-0.02	
3/11/2020 6:51:45	0.00	-0.03	
3/11/2020 6:52:45	16.73	1.88	Instrument Calibration Error Test:
3/11/2020 6:53:45	21.12	21.41	21.0% v db Oxygen:

RM FIELD DATA

Client Medline
Location Waukegan, IL
Source EO Control System
Date 3/10/2020

Date/Time	Common Stk Oxygen (% v db)	Common Stk CO2 (% v db)	Comments
3/11/2020 6:54:45	20.92	21.27	20.92 % v db Oxygen
3/11/2020 6:55:45	20.81	21.21	
3/11/2020 6:56:45	20.42	0.36	
3/11/2020 6:57:45	20.51	0.33	
3/11/2020 6:58:45	20.44	0.27	
3/11/2020 6:59:45	9.99	9.95	Instrument Calibration Error Test:
3/11/2020 7:00:45	9.99	10.01	10.0% v db Oxygen:
3/11/2020 7:01:45	9.99	10.02	9.99 % v db Oxygen
3/11/2020 7:02:45	9.99	10.02	
3/11/2020 7:03:45	9.94	9.99	Instrument Calibration Error Test:
3/11/2020 7:04:45	5.09	5.03	5.00% v db CO2:
3/11/2020 7:05:45	5.07	5.01	5.01 % v db CO2
3/11/2020 7:06:45	5.04	5.10	
3/11/2020 7:07:45	2.55	2.60	2.50% v db CO2:
3/11/2020 7:08:45	2.50	2.52	2.52 % v db CO2
3/11/2020 7:09:45	2.61	2.56	
3/11/2020 7:10:45	2.73	2.49	
3/11/2020 7:11:45	0.49	0.52	System Bias Test:
3/11/2020 7:12:45	2.40	2.37	2.50% v db CO2:
3/11/2020 7:13:45	2.51	2.48	2.48 % v db CO2
3/11/2020 7:14:45	2.55	2.53	
3/11/2020 7:15:45	18.95	19.19	System Bias Test:
3/11/2020 7:16:45	20.81	21.20	21.0% v db Oxygen:
3/11/2020 7:17:45	20.81	21.12	20.81 % v db Oxygen
3/11/2020 7:18:45	20.75	21.10	
3/11/2020 7:19:45	12.61	12.02	
3/11/2020 7:20:45	0.09	0.14	System Bias Test:
3/11/2020 7:21:45	0.10	0.10	zero nitrogen:
3/11/2020 7:22:45	0.01	0.03	0.01 % v db Oxygen
3/11/2020 7:23:45	17.24	0.21	0.03 % v db CO2
3/11/2020 7:24:45	20.44	0.29	
3/11/2020 7:25:45	20.40	0.25	
3/11/2020 7:26:45	20.47	0.38	
3/11/2020 7:27:45	20.34	0.16	
3/11/2020 7:28:45	20.47	0.24	
3/11/2020 7:29:45	20.45	0.13	
3/11/2020 7:30:45	20.43	0.24	
3/11/2020 7:31:45	20.45	0.30	
3/11/2020 7:32:45	20.37	0.17	
3/11/2020 7:33:45	20.47	0.23	
3/11/2020 7:34:45	20.43	0.22	
3/11/2020 7:35:45	20.48	0.40	
3/11/2020 7:36:45	20.41	0.22	
3/11/2020 7:37:45	20.49	0.27	
3/11/2020 7:38:45	20.50	0.37	
3/11/2020 7:39:45	20.55	0.27	
3/11/2020 7:40:45	20.40	0.24	
3/11/2020 7:41:45	20.51	0.27	
3/11/2020 7:42:45	20.57	0.35	
3/11/2020 7:43:45	20.45	0.21	
3/11/2020 7:44:45	20.46	0.24	
3/11/2020 7:45:45	20.52	0.29	
3/11/2020 7:46:45	20.37	0.12	
3/11/2020 7:47:45	20.47	0.26	
3/11/2020 7:48:45	20.48	0.26	
3/11/2020 7:49:45	20.46	0.26	
3/11/2020 7:50:45	20.43	0.23	
3/11/2020 7:51:45	20.48	0.26	
3/11/2020 7:52:45	20.46	0.26	
3/11/2020 7:53:45	20.41	0.22	
3/11/2020 7:54:45	20.36	0.20	
3/11/2020 7:55:45	20.44	0.21	
3/11/2020 7:56:45	20.44	0.10	
3/11/2020 7:57:45	20.48	0.26	

RM FIELD DATA

Client Medline
Location Waukegan, IL
Source EO Control System
Date 3/10/2020

Date/Time	Common Stk Oxygen (% v db)	Common Stk CO2 (% v db)	Comments
3/11/2020 7:58:45	20.41	0.14	
3/11/2020 7:59:45	5.59	0.10	
3/11/2020 8:00:45	3.69	0.00	
3/11/2020 8:01:45	3.75	0.06	
3/11/2020 8:02:45	3.67	0.00	
3/11/2020 8:03:45	3.69	0.00	
3/11/2020 8:04:45	20.39	0.14	
3/11/2020 8:05:45	20.42	0.27	
3/11/2020 8:06:45	20.42	0.22	
3/11/2020 8:07:45	20.46	0.26	
3/11/2020 8:08:45	20.43	0.23	
3/11/2020 8:09:45	20.51	0.28	
3/11/2020 8:10:45	20.43	0.22	
3/11/2020 8:11:45	20.49	0.26	
3/11/2020 8:12:45	20.42	0.21	
3/11/2020 8:13:45	20.48	0.26	
3/11/2020 8:14:45	20.45	0.23	
3/11/2020 8:15:45	20.36	0.21	
3/11/2020 8:16:45	20.44	0.22	
3/11/2020 8:17:45	20.58	0.31	
3/11/2020 8:18:45	20.43	0.23	
3/11/2020 8:19:45	20.42	0.21	
3/11/2020 8:20:45	20.48	0.27	
3/11/2020 8:21:45	20.46	0.26	
3/11/2020 8:22:45	20.43	0.23	
3/11/2020 8:23:45	20.49	0.27	
3/11/2020 8:24:45	20.41	0.23	
3/11/2020 8:25:45	20.47	0.20	
3/11/2020 8:26:45	20.35	0.12	
3/11/2020 8:27:45	20.58	0.30	
3/11/2020 8:28:45	20.58	0.34	
3/11/2020 8:29:45	20.44	0.19	
3/11/2020 8:30:45	20.43	0.08	
3/11/2020 8:31:45	20.57	0.28	
3/11/2020 8:32:45	20.34	0.14	
3/11/2020 8:33:45	20.42	0.13	
3/11/2020 8:34:45	20.33	0.18	**Begin Run #2**
3/11/2020 8:35:45	**20.44**	**0.21**	
3/11/2020 8:36:45	**20.43**	**0.22**	
3/11/2020 8:37:45	**20.53**	**0.27**	
3/11/2020 8:38:45	**20.57**	**0.38**	
3/11/2020 8:39:45	**20.41**	**0.13**	
3/11/2020 8:40:45	**20.42**	**0.25**	
3/11/2020 8:41:45	**20.45**	**0.43**	
3/11/2020 8:42:45	**20.44**	**0.29**	
3/11/2020 8:43:45	**20.40**	**0.22**	
3/11/2020 8:44:45	**20.56**	**0.35**	
3/11/2020 8:45:45	**20.38**	**0.20**	
3/11/2020 8:46:45	**20.45**	**0.26**	
3/11/2020 8:47:45	**20.44**	**0.26**	
3/11/2020 8:48:45	**20.48**	**0.28**	
3/11/2020 8:49:45	**20.41**	**0.08**	
3/11/2020 8:50:45	**20.45**	**0.26**	
3/11/2020 8:51:45	**20.31**	**0.12**	
3/11/2020 8:52:45	**20.30**	**0.16**	
3/11/2020 8:53:45	**20.49**	**0.27**	
3/11/2020 8:54:45	**20.43**	**0.11**	
3/11/2020 8:55:45	**20.50**	**0.28**	
3/11/2020 8:56:45	**20.48**	**0.26**	
3/11/2020 8:57:45	**20.46**	**0.23**	
3/11/2020 8:58:45	**20.48**	**0.37**	
3/11/2020 8:59:45	**20.42**	**0.21**	
3/11/2020 9:00:45	**20.49**	**0.26**	
3/11/2020 9:01:45	**20.50**	**0.28**	
3/11/2020 9:02:45	**20.39**	**0.22**	

RM FIELD DATA

Client Medline
Location Waukegan, IL
Source EO Control System
Date 3/10/2020

Date/Time	Common Stk Oxygen (% v db)	Common Stk CO2 (% v db)	Comments
3/11/2020 9:03:45	20.43	0.22	
3/11/2020 9:04:45	20.43	0.12	
3/11/2020 9:05:45	20.46	0.36	
3/11/2020 9:06:45	20.38	0.22	
3/11/2020 9:07:45	20.47	0.28	
3/11/2020 9:08:45	20.39	0.22	
3/11/2020 9:09:45	20.53	0.31	
3/11/2020 9:10:45	20.49	0.27	
3/11/2020 9:11:45	20.46	0.26	
3/11/2020 9:12:45	20.39	0.24	
3/11/2020 9:13:45	20.34	0.22	
3/11/2020 9:14:45	20.46	0.27	
3/11/2020 9:15:45	20.35	0.21	
3/11/2020 9:16:45	20.42	0.26	
3/11/2020 9:17:45	20.40	0.22	
3/11/2020 9:18:45	20.32	0.20	
3/11/2020 9:19:45	20.39	0.13	
3/11/2020 9:20:45	20.38	0.22	
3/11/2020 9:21:45	20.38	0.20	
3/11/2020 9:22:45	20.40	0.28	
3/11/2020 9:23:45	20.26	0.13	
3/11/2020 9:24:45	20.36	0.13	
3/11/2020 9:25:45	20.33	0.21	
3/11/2020 9:26:45	20.38	0.26	
3/11/2020 9:27:45	20.39	0.37	
3/11/2020 9:28:45	20.41	0.28	
3/11/2020 9:29:45	20.26	0.13	
3/11/2020 9:30:45	20.36	0.21	
3/11/2020 9:31:45	20.31	0.21	
3/11/2020 9:32:45	20.40	0.25	
3/11/2020 9:33:45	20.32	0.11	
3/11/2020 9:34:45	20.38	0.20	
3/11/2020 9:35:45	20.41	0.20	
3/11/2020 9:36:45	20.41	0.25	
3/11/2020 9:37:45	20.38	0.05	
3/11/2020 9:38:45	20.40	0.29	
3/11/2020 9:39:45	20.30	0.17	
3/11/2020 9:40:45	20.44	0.25	
3/11/2020 9:41:45	20.44	0.25	
3/11/2020 9:42:45	20.43	0.26	
3/11/2020 9:43:45	20.41	0.20	
3/11/2020 9:44:45	20.48	0.36	
3/11/2020 9:45:45	20.38	0.21	
3/11/2020 9:46:45	20.36	0.22	
3/11/2020 9:47:45	20.46	0.28	
3/11/2020 9:48:45	20.51	0.34	
3/11/2020 9:49:45	20.41	0.28	
3/11/2020 9:50:45	20.48	0.24	
3/11/2020 9:51:45	20.36	0.27	
3/11/2020 9:52:45	20.47	0.28	
3/11/2020 9:53:45	20.37	0.26	
3/11/2020 9:54:45	20.38	0.36	
3/11/2020 9:55:45	20.24	0.16	
3/11/2020 9:56:45	20.36	0.36	
3/11/2020 9:57:45	20.47	0.33	
3/11/2020 9:58:45	20.50	0.36	
3/11/2020 9:59:45	20.33	0.15	
3/11/2020 10:00:45	20.37	0.25	
3/11/2020 10:01:45	20.27	0.11	
3/11/2020 10:02:45	20.35	0.22	
3/11/2020 10:03:45	20.39	0.26	
3/11/2020 10:04:45	20.41	0.26	
3/11/2020 10:05:45	20.38	0.19	
3/11/2020 10:06:45	20.41	0.28	
3/11/2020 10:07:45	20.37	0.22	

RM FIELD DATA

Client Medline
Location Waukegan, IL
Source EO Control System
Date 3/10/2020

Date/Time	Common Stk Oxygen (% v db)	Common Stk CO2 (% v db)	Comments
3/11/2020 10:08:45	20.53	0.32	
3/11/2020 10:09:45	20.45	0.25	
3/11/2020 10:10:45	20.41	0.36	
3/11/2020 10:11:45	20.45	0.26	
3/11/2020 10:12:45	20.35	0.22	
3/11/2020 10:13:45	20.41	0.26	
3/11/2020 10:14:45	20.40	0.25	
3/11/2020 10:15:45	20.34	0.24	
3/11/2020 10:16:45	20.36	0.22	
3/11/2020 10:17:45	20.39	0.24	
3/11/2020 10:18:45	20.39	0.25	
3/11/2020 10:19:45	20.40	0.25	
3/11/2020 10:20:45	20.28	0.20	
3/11/2020 10:21:45	20.35	0.22	
3/11/2020 10:22:45	20.37	0.13	
3/11/2020 10:23:45	20.45	0.25	
3/11/2020 10:24:45	20.32	0.21	
3/11/2020 10:25:45	20.40	0.22	
3/11/2020 10:26:45	20.43	0.27	
3/11/2020 10:27:45	20.38	0.19	
3/11/2020 10:28:45	20.30	0.20	
3/11/2020 10:29:45	20.29	0.18	
3/11/2020 10:30:45	20.41	0.19	
3/11/2020 10:31:45	20.35	0.20	
3/11/2020 10:32:45	20.40	0.25	
3/11/2020 10:33:45	20.39	0.28	
3/11/2020 10:34:45	20.39	0.26	
3/11/2020 10:35:45	20.37	0.25	
3/11/2020 10:36:45	20.38	0.25	
3/11/2020 10:37:45	20.37	0.23	
3/11/2020 10:38:45	20.35	0.27	
3/11/2020 10:39:45	20.38	0.25	
3/11/2020 10:40:45	20.36	0.10	
3/11/2020 10:41:45	20.37	0.21	
3/11/2020 10:42:45	20.34	0.22	
3/11/2020 10:43:45	20.49	0.26	
3/11/2020 10:44:45	20.39	0.26	
3/11/2020 10:45:45	20.29	0.12	
3/11/2020 10:46:45	20.42	0.35	
3/11/2020 10:47:45	20.41	0.22	
3/11/2020 10:48:45	20.38	0.22	
3/11/2020 10:49:45	20.35	0.20	
3/11/2020 10:50:45	20.29	0.13	
3/11/2020 10:51:45	20.42	0.25	
3/11/2020 10:52:45	20.34	0.21	
3/11/2020 10:53:45	20.56	0.35	
3/11/2020 10:54:45	20.45	0.28	
3/11/2020 10:55:45	20.47	0.26	
3/11/2020 10:56:45	20.37	0.20	
3/11/2020 10:57:45	20.38	0.25	
3/11/2020 10:58:45	20.30	0.21	
3/11/2020 10:59:45	20.24	0.11	
3/11/2020 11:00:45	20.46	0.25	
3/11/2020 11:01:45	20.47	0.35	
3/11/2020 11:02:45	20.38	0.24	
3/11/2020 11:03:45	20.36	0.28	
3/11/2020 11:04:45	20.38	0.27	
3/11/2020 11:05:45	20.31	0.20	
3/11/2020 11:06:45	20.45	0.26	
3/11/2020 11:07:45	20.38	0.15	
3/11/2020 11:08:45	20.36	0.21	
3/11/2020 11:09:45	20.42	0.29	
3/11/2020 11:10:45	20.51	0.27	
3/11/2020 11:11:45	20.42	0.25	
3/11/2020 11:12:45	20.52	0.26	

RM FIELD DATA

Client Medline
Location Waukegan, IL
Source EO Control System
Date 3/10/2020

Date/Time	Common Stk Oxygen (% v db)	Common Stk CO2 (% v db)	Comments
3/11/2020 11:13:45	20.34	0.21	
3/11/2020 11:14:45	20.41	0.34	
3/11/2020 11:15:45	20.29	0.21	
3/11/2020 11:16:45	20.37	0.21	
3/11/2020 11:17:45	20.35	0.21	
3/11/2020 11:18:45	20.38	0.26	
3/11/2020 11:19:45	20.26	0.20	
3/11/2020 11:20:45	20.29	0.20	
3/11/2020 11:21:45	20.30	0.20	
3/11/2020 11:22:45	20.38	0.26	
3/11/2020 11:23:45	20.27	0.21	
3/11/2020 11:24:45	20.35	0.28	
3/11/2020 11:25:45	20.33	0.19	
3/11/2020 11:26:45	20.37	0.24	
3/11/2020 11:27:45	20.36	0.25	
3/11/2020 11:28:45	20.17	0.10	
3/11/2020 11:29:45	20.43	0.25	
3/11/2020 11:30:45	20.29	0.10	
3/11/2020 11:31:45	20.40	0.21	
3/11/2020 11:32:45	20.35	0.20	
3/11/2020 11:33:45	20.36	0.12	
3/11/2020 11:34:45	20.45	0.24	
3/11/2020 11:35:45	20.40	0.27	
3/11/2020 11:36:45	20.44	0.25	
3/11/2020 11:37:45	20.31	0.21	
3/11/2020 11:38:45	20.44	0.25	
3/11/2020 11:39:45	20.28	0.16	
3/11/2020 11:40:45	20.34	0.37	
3/11/2020 11:41:45	20.44	0.34	
3/11/2020 11:42:45	20.27	0.21	
3/11/2020 11:43:45	20.31	0.21	
3/11/2020 11:44:45	20.32	0.27	
3/11/2020 11:45:45	20.32	0.25	
3/11/2020 11:46:45	20.34	0.25	
3/11/2020 11:47:45	20.34	0.25	
3/11/2020 11:48:45	20.47	0.30	
3/11/2020 11:49:45	20.28	0.19	
3/11/2020 11:50:45	20.31	0.21	
3/11/2020 11:51:45	20.39	0.28	
3/11/2020 11:52:45	20.36	0.19	
3/11/2020 11:53:45	20.46	0.27	
3/11/2020 11:54:45	20.37	0.22	
3/11/2020 11:55:45	20.37	0.21	
3/11/2020 11:56:45	20.43	0.19	
3/11/2020 11:57:45	20.44	0.25	
3/11/2020 11:58:45	20.38	0.21	
3/11/2020 11:59:45	20.41	0.24	
3/11/2020 12:00:45	20.40	0.24	
3/11/2020 12:01:45	20.34	0.21	
3/11/2020 12:02:45	20.38	0.25	
3/11/2020 12:03:45	20.34	0.21	
3/11/2020 12:04:45	20.22	0.20	
3/11/2020 12:05:45	20.32	0.35	
3/11/2020 12:06:45	20.30	0.25	
3/11/2020 12:07:45	20.08	0.11	
3/11/2020 12:08:45	20.26	0.19	
3/11/2020 12:09:45	20.29	0.19	
3/11/2020 12:10:45	20.35	0.25	
3/11/2020 12:11:45	20.42	0.31	
3/11/2020 12:12:45	20.30	0.22	
3/11/2020 12:13:45	20.39	0.24	
3/11/2020 12:14:45	20.35	0.23	
3/11/2020 12:15:45	20.24	0.11	
3/11/2020 12:16:45	20.39	0.23	
3/11/2020 12:17:45	20.28	0.12	

RM FIELD DATA

Client Medline
Location Waukegan, IL
Source EO Control System
Date 3/10/2020

Date/Time	Common Stk Oxygen (% v db)	Common Stk CO2 (% v db)	Comments
3/11/2020 12:18:45	20.42	0.21	
3/11/2020 12:19:45	20.38	0.21	
3/11/2020 12:20:45	20.27	0.11	
3/11/2020 12:21:45	20.45	0.27	
3/11/2020 12:22:45	20.36	0.20	
3/11/2020 12:23:45	20.39	0.20	
3/11/2020 12:24:45	20.34	0.21	
3/11/2020 12:25:45	20.30	0.06	
3/11/2020 12:26:45	20.28	0.22	
3/11/2020 12:27:45	20.28	0.20	
3/11/2020 12:28:45	20.28	0.24	
3/11/2020 12:29:45	20.16	0.11	
3/11/2020 12:30:45	20.23	0.21	
3/11/2020 12:31:45	20.19	0.12	
3/11/2020 12:32:45	20.23	0.22	
3/11/2020 12:33:45	20.48	0.35	
3/11/2020 12:34:45	20.34	0.25	
3/11/2020 12:35:45	20.34	0.19	
3/11/2020 12:36:45	20.35	0.21	
3/11/2020 12:37:45	20.37	0.20	
3/11/2020 12:38:45	20.34	0.20	
3/11/2020 12:39:45	20.29	0.22	
3/11/2020 12:40:45	20.36	0.21	
3/11/2020 12:41:45	20.28	0.18	
3/11/2020 12:42:45	20.37	0.20	
3/11/2020 12:43:45	20.40	0.19	
3/11/2020 12:44:45	20.37	0.21	
3/11/2020 12:45:45	20.34	0.20	
3/11/2020 12:46:45	20.35	0.24	
3/11/2020 12:47:45	20.33	0.25	
3/11/2020 12:48:45	20.26	0.12	
3/11/2020 12:49:45	20.32	0.26	
3/11/2020 12:50:45	20.29	0.25	
3/11/2020 12:51:45	20.18	0.16	
3/11/2020 12:52:45	20.30	0.26	
3/11/2020 12:53:45	20.28	0.24	
3/11/2020 12:54:45	20.17	0.21	
3/11/2020 12:55:45	20.30	0.25	
3/11/2020 12:56:45	20.30	0.23	
3/11/2020 12:57:45	20.27	0.22	
3/11/2020 12:58:45	20.35	0.21	
3/11/2020 12:59:45	20.31	0.18	
3/11/2020 13:00:45	20.38	0.23	
3/11/2020 13:01:45	20.51	0.33	
3/11/2020 13:02:45	20.43	0.24	
3/11/2020 13:03:45	20.41	0.35	
3/11/2020 13:04:45	20.40	0.33	
3/11/2020 13:05:45	20.26	0.16	
3/11/2020 13:06:45	20.26	0.18	
3/11/2020 13:07:45	20.33	0.20	
3/11/2020 13:08:45	20.30	0.21	
3/11/2020 13:09:45	20.26	0.20	
3/11/2020 13:10:45	20.32	0.25	
3/11/2020 13:11:45	20.14	0.13	
3/11/2020 13:12:45	20.23	0.27	
3/11/2020 13:13:45	20.13	0.20	
3/11/2020 13:14:45	20.12	0.09	
3/11/2020 13:15:45	20.16	0.19	
3/11/2020 13:16:45	20.08	0.12	
3/11/2020 13:17:45	20.30	0.27	
3/11/2020 13:18:45	20.27	0.24	
3/11/2020 13:19:45	20.34	0.24	
3/11/2020 13:20:45	20.40	0.24	
3/11/2020 13:21:45	20.49	0.26	
3/11/2020 13:22:45	20.30	0.21	

RM FIELD DATA

Client Medline
Location Waukegan, IL
Source EO Control System
Date 3/10/2020

Date/Time	Common Stk Oxygen (% v db)	Common Stk CO2 (% v db)	Comments
3/11/2020 13:23:45	20.34	0.20	
3/11/2020 13:24:45	20.54	0.35	
3/11/2020 13:25:45	20.36	0.20	
3/11/2020 13:26:45	20.38	0.10	
3/11/2020 13:27:45	20.35	0.10	
3/11/2020 13:28:45	20.42	0.24	
3/11/2020 13:29:45	20.37	0.20	
3/11/2020 13:30:45	20.30	0.19	
3/11/2020 13:31:45	20.28	0.21	
3/11/2020 13:32:45	20.28	0.22	
3/11/2020 13:33:45	20.30	0.24	
3/11/2020 13:34:45	20.32	0.23	
3/11/2020 13:35:45	20.35	0.34	
3/11/2020 13:36:45	20.25	0.24	
3/11/2020 13:37:45	20.12	0.11	
3/11/2020 13:38:45	20.29	0.24	
3/11/2020 13:39:45	20.21	0.19	
3/11/2020 13:40:45	20.23	0.21	
3/11/2020 13:41:45	20.15	0.11	
3/11/2020 13:42:45	20.32	0.20	
3/11/2020 13:43:45	20.36	0.09	
3/11/2020 13:44:45	20.40	0.24	
3/11/2020 13:45:45	20.41	0.25	
3/11/2020 13:46:45	20.36	0.20	
3/11/2020 13:47:45	20.35	0.19	
3/11/2020 13:48:45	20.39	0.09	
3/11/2020 13:49:45	20.41	0.24	
3/11/2020 13:50:45	20.40	0.10	
3/11/2020 13:51:45	20.37	0.20	
3/11/2020 13:52:45	20.44	0.32	
3/11/2020 13:53:45	20.40	0.35	
3/11/2020 13:54:45	20.31	0.21	
3/11/2020 13:55:45	20.38	0.26	
3/11/2020 13:56:45	20.29	0.20	
3/11/2020 13:57:45	20.33	0.24	
3/11/2020 13:58:45	20.35	0.26	
3/11/2020 13:59:45	20.31	0.24	
3/11/2020 14:00:45	20.29	0.27	
3/11/2020 14:01:45	20.30	0.36	
3/11/2020 14:02:45	20.27	0.27	
3/11/2020 14:03:45	20.22	0.20	
3/11/2020 14:04:45	20.19	0.10	
3/11/2020 14:05:45	20.47	0.26	
3/11/2020 14:06:45	20.42	0.24	
3/11/2020 14:07:45	20.21	0.09	
3/11/2020 14:08:45	20.35	0.21	
3/11/2020 14:09:45	20.37	0.13	
3/11/2020 14:10:45	20.44	0.27	
3/11/2020 14:11:45	20.42	0.26	
3/11/2020 14:12:45	20.29	0.10	
3/11/2020 14:13:45	20.37	0.20	
3/11/2020 14:14:45	20.39	0.20	
3/11/2020 14:15:45	20.42	0.27	
3/11/2020 14:16:45	20.35	0.20	
3/11/2020 14:17:45	20.41	0.23	
3/11/2020 14:18:45	20.30	0.27	
3/11/2020 14:19:45	20.46	0.36	
3/11/2020 14:20:45	20.15	0.10	
3/11/2020 14:21:45	20.30	0.20	
3/11/2020 14:22:45	20.48	0.33	
3/11/2020 14:23:45	20.19	0.12	
3/11/2020 14:24:45	20.30	0.22	
3/11/2020 14:25:45	20.25	0.18	
3/11/2020 14:26:45	20.45	0.32	
3/11/2020 14:27:45	20.32	0.20	

RM FIELD DATA

Client Medline
Location Waukegan, IL
Source EO Control System
Date 3/10/2020

Date/Time	Common Stk Oxygen (% v db)	Common Stk CO2 (% v db)	Comments
3/11/2020 14:28:45	20.36	0.22	
3/11/2020 14:29:45	20.43	0.25	
3/11/2020 14:30:45	20.35	0.19	
3/11/2020 14:31:45	20.34	0.20	
3/11/2020 14:32:45	20.41	0.25	
3/11/2020 14:33:45	20.50	0.27	
3/11/2020 14:34:45	20.36	0.23	
3/11/2020 14:35:45	20.39	0.19	
3/11/2020 14:36:45	20.40	0.26	
3/11/2020 14:37:45	20.42	0.27	
3/11/2020 14:38:45	20.25	0.12	
3/11/2020 14:39:45	20.32	0.18	
3/11/2020 14:40:45	20.19	0.10	
3/11/2020 14:41:45	20.40	0.33	
3/11/2020 14:42:45	20.32	0.28	
3/11/2020 14:43:45	20.29	0.06	
3/11/2020 14:44:45	20.32	0.19	
3/11/2020 14:45:45	20.31	0.19	
3/11/2020 14:46:45	20.25	0.19	
3/11/2020 14:47:45	20.32	0.36	
3/11/2020 14:48:45	20.33	0.11	
3/11/2020 14:49:45	20.29	0.20	
3/11/2020 14:50:45	20.37	0.12	
3/11/2020 14:51:45	20.31	0.22	
3/11/2020 14:52:45	20.39	0.27	
3/11/2020 14:53:45	20.35	0.19	
3/11/2020 14:54:45	20.39	0.27	
3/11/2020 14:55:45	20.50	0.28	
3/11/2020 14:56:45	20.37	0.21	
3/11/2020 14:57:45	20.32	0.21	
3/11/2020 14:58:45	20.42	0.35	
3/11/2020 14:59:45	20.36	0.20	
3/11/2020 15:00:45	20.36	0.27	
3/11/2020 15:01:45	20.35	0.25	
3/11/2020 15:02:45	20.39	0.24	
3/11/2020 15:03:45	20.30	0.22	
3/11/2020 15:04:45	20.33	0.24	
3/11/2020 15:05:45	20.24	0.20	
3/11/2020 15:06:45	20.24	0.20	
3/11/2020 15:07:45	20.19	0.19	
3/11/2020 15:08:45	20.18	0.19	
3/11/2020 15:09:45	20.31	0.24	
3/11/2020 15:10:45	20.40	0.26	
3/11/2020 15:11:45	20.36	0.24	
3/11/2020 15:12:45	20.39	0.24	
3/11/2020 15:13:45	20.33	0.20	
3/11/2020 15:14:45	20.46	0.27	
3/11/2020 15:15:45	20.50	0.35	
3/11/2020 15:16:45	20.47	0.27	
3/11/2020 15:17:45	20.43	0.27	
3/11/2020 15:18:45	20.47	0.26	
3/11/2020 15:19:45	20.33	0.11	
3/11/2020 15:20:45	20.42	0.23	
3/11/2020 15:21:45	20.30	0.12	
3/11/2020 15:22:45	20.40	0.17	
3/11/2020 15:23:45	20.35	0.19	
3/11/2020 15:24:45	20.34	0.11	
3/11/2020 15:25:45	20.20	0.19	
3/11/2020 15:26:45	20.30	0.20	
3/11/2020 15:27:45	20.29	0.20	
3/11/2020 15:28:45	20.36	0.25	
3/11/2020 15:29:45	20.29	0.21	
3/11/2020 15:30:45	20.36	0.27	
3/11/2020 15:31:45	20.45	0.35	
3/11/2020 15:32:45	20.27	0.18	

RM FIELD DATA

Client Medline
Location Waukegan, IL
Source EO Control System
Date 3/10/2020

Date/Time	Common Stk Oxygen (% v db)	Common Stk CO2 (% v db)	Comments
3/11/2020 15:33:45	20.34	0.20	
3/11/2020 15:34:45	20.39	0.34	
3/11/2020 15:35:45	20.36	0.20	
3/11/2020 15:36:45	20.43	0.39	
3/11/2020 15:37:45	20.39	0.20	
3/11/2020 15:38:45	20.40	0.20	
3/11/2020 15:39:45	20.42	0.18	
3/11/2020 15:40:45	20.44	0.24	
3/11/2020 15:41:45	20.45	0.23	
3/11/2020 15:42:45	20.40	0.20	
3/11/2020 15:43:45	20.41	0.12	
3/11/2020 15:44:45	20.44	0.25	
3/11/2020 15:45:45	20.46	0.26	
3/11/2020 15:46:45	20.37	0.34	
3/11/2020 15:47:45	20.30	0.20	
3/11/2020 15:48:45	20.33	0.21	
3/11/2020 15:49:45	20.28	0.20	
3/11/2020 15:50:45	20.32	0.23	
3/11/2020 15:51:45	20.34	0.23	
3/11/2020 15:52:45	20.41	0.27	
3/11/2020 15:53:45	20.30	0.18	
3/11/2020 15:54:45	20.31	0.24	
3/11/2020 15:55:45	20.37	0.21	
3/11/2020 15:56:45	20.46	0.32	
3/11/2020 15:57:45	20.36	0.20	
3/11/2020 15:58:45	20.43	0.25	
3/11/2020 15:59:45	20.31	0.21	
3/11/2020 16:00:45	20.40	0.20	
3/11/2020 16:01:45	20.41	0.20	
3/11/2020 16:02:45	20.44	0.24	
3/11/2020 16:03:45	20.38	0.20	
3/11/2020 16:04:45	20.31	0.09	
3/11/2020 16:05:45	20.45	0.23	
3/11/2020 16:06:45	20.50	0.23	
3/11/2020 16:07:45	20.39	0.19	
3/11/2020 16:08:45	20.44	0.25	
3/11/2020 16:09:45	20.38	0.23	
3/11/2020 16:10:45	20.32	0.17	
3/11/2020 16:11:45	20.27	0.20	
3/11/2020 16:12:45	20.36	0.33	
3/11/2020 16:13:45	20.32	0.21	
3/11/2020 16:14:45	20.38	0.21	
3/11/2020 16:15:45	20.36	0.23	
3/11/2020 16:16:45	20.33	0.20	
3/11/2020 16:17:45	20.36	0.21	
3/11/2020 16:18:45	20.39	0.18	
3/11/2020 16:19:45	20.43	0.24	
3/11/2020 16:20:45	20.40	0.22	
3/11/2020 16:21:45	20.46	0.24	
3/11/2020 16:22:45	20.41	0.10	
3/11/2020 16:23:45	20.43	0.26	
3/11/2020 16:24:45	20.41	0.20	
3/11/2020 16:25:45	20.47	0.24	
3/11/2020 16:26:45	20.45	0.26	
3/11/2020 16:27:45	20.46	0.24	
3/11/2020 16:28:45	20.44	0.23	
3/11/2020 16:29:45	20.43	0.26	
3/11/2020 16:30:45	20.49	0.23	
3/11/2020 16:31:45	20.39	0.18	
3/11/2020 16:32:45	20.40	0.24	
3/11/2020 16:33:45	20.30	0.19	
3/11/2020 16:34:45	20.23	0.10	
3/11/2020 16:35:45	20.31	0.19	
3/11/2020 16:36:45	20.37	0.24	
3/11/2020 16:37:45	20.38	0.24	

RM FIELD DATA

Client Medline
Location Waukegan, IL
Source EO Control System
Date 3/10/2020

Date/Time	Common Stk Oxygen (% v db)	Common Stk CO2 (% v db)	Comments
3/11/2020 16:38:45	20.31	0.18	
3/11/2020 16:39:45	20.37	0.20	
3/11/2020 16:40:45	20.43	0.24	
3/11/2020 16:41:45	20.39	0.27	
3/11/2020 16:42:45	20.43	0.36	
3/11/2020 16:43:45	20.36	0.18	
3/11/2020 16:44:45	20.43	0.26	
3/11/2020 16:45:45	20.46	0.24	
3/11/2020 16:46:45	20.36	0.19	
3/11/2020 16:47:45	20.41	0.10	
3/11/2020 16:48:45	20.46	0.26	
3/11/2020 16:49:45	20.44	0.32	
3/11/2020 16:50:45	20.54	0.30	
3/11/2020 16:51:45	20.41	0.24	
3/11/2020 16:52:45	20.40	0.18	
3/11/2020 16:53:45	20.24	0.08	
3/11/2020 16:54:45	20.38	0.26	
3/11/2020 16:55:45	20.36	0.08	
3/11/2020 16:56:45	20.27	0.11	
3/11/2020 16:57:45	20.36	0.17	
3/11/2020 16:58:45	20.32	0.18	
3/11/2020 16:59:45	20.42	0.24	
3/11/2020 17:00:45	20.49	0.30	
3/11/2020 17:01:45	20.38	0.20	
3/11/2020 17:02:45	20.41	0.19	
3/11/2020 17:03:45	20.39	0.04	
3/11/2020 17:04:45	20.40	0.21	
3/11/2020 17:05:45	20.30	0.13	
3/11/2020 17:06:45	20.42	0.27	
3/11/2020 17:07:45	20.45	0.23	
3/11/2020 17:08:45	20.49	0.34	
3/11/2020 17:09:45	20.48	0.26	
3/11/2020 17:10:45	20.45	0.24	
3/11/2020 17:11:45	20.46	0.22	
3/11/2020 17:12:45	20.38	0.18	
3/11/2020 17:13:45	20.43	0.24	
3/11/2020 17:14:45	20.44	0.24	
3/11/2020 17:15:45	20.39	0.19	
3/11/2020 17:16:45	20.27	0.16	
3/11/2020 17:17:45	20.36	0.20	
3/11/2020 17:18:45	20.36	0.20	
3/11/2020 17:19:45	20.44	0.26	
3/11/2020 17:20:45	20.43	0.24	
3/11/2020 17:21:45	20.32	0.20	
3/11/2020 17:22:45	20.42	0.23	
3/11/2020 17:23:45	20.25	0.10	
3/11/2020 17:24:45	20.40	0.20	
3/11/2020 17:25:45	20.42	0.34	
3/11/2020 17:26:45	20.28	0.09	
3/11/2020 17:27:45	20.40	0.26	
3/11/2020 17:28:45	20.30	0.16	
3/11/2020 17:29:45	20.37	0.20	
3/11/2020 17:30:45	20.55	0.34	
3/11/2020 17:31:45	20.39	0.20	
3/11/2020 17:32:45	20.26	0.09	
3/11/2020 17:33:45	20.40	0.20	
3/11/2020 17:34:45	20.41	0.11	
3/11/2020 17:35:45	20.36	0.20	
3/11/2020 17:36:45	20.44	0.23	
3/11/2020 17:37:45	20.32	0.18	
3/11/2020 17:38:45	20.43	0.22	
3/11/2020 17:39:45	20.47	0.27	
3/11/2020 17:40:45	20.60	0.35	
3/11/2020 17:41:45	20.37	0.18	
3/11/2020 17:42:45	20.44	0.39	

RM FIELD DATA

Client Medline
Location Waukegan, IL
Source EO Control System
Date 3/10/2020

Date/Time	Common Stk Oxygen (% v db)	Common Stk CO2 (% v db)	Comments
3/11/2020 17:43:45	20.32	0.12	
3/11/2020 17:44:45	20.41	0.17	
3/11/2020 17:45:45	20.45	0.24	
3/11/2020 17:46:45	20.45	0.33	
3/11/2020 17:47:45	20.39	0.18	
3/11/2020 17:48:45	20.31	0.12	
3/11/2020 17:49:45	20.42	0.18	
3/11/2020 17:50:45	20.41	0.20	
3/11/2020 17:51:45	20.47	0.24	
3/11/2020 17:52:45	20.51	0.25	
3/11/2020 17:53:45	20.44	0.40	
3/11/2020 17:54:45	20.50	0.24	
3/11/2020 17:55:45	20.52	0.24	
3/11/2020 17:56:45	20.43	0.21	
3/11/2020 17:57:45	20.56	0.25	
3/11/2020 17:58:45	20.49	0.24	
3/11/2020 17:59:45	20.42	0.21	
3/11/2020 18:00:45	20.47	0.24	
3/11/2020 18:01:45	20.42	0.20	
3/11/2020 18:02:45	20.47	0.25	
3/11/2020 18:03:45	20.40	0.18	
3/11/2020 18:04:45	20.42	0.21	
3/11/2020 18:05:45	20.45	0.20	
3/11/2020 18:06:45	20.43	0.25	
3/11/2020 18:07:45	20.42	0.12	
3/11/2020 18:08:45	20.56	0.25	
3/11/2020 18:09:45	20.39	0.17	
3/11/2020 18:10:45	20.49	0.24	
3/11/2020 18:11:45	20.39	0.19	
3/11/2020 18:12:45	20.42	0.21	
3/11/2020 18:13:45	20.50	0.26	
3/11/2020 18:14:45	20.46	0.18	
3/11/2020 18:15:45	20.37	0.21	
3/11/2020 18:16:45	20.40	0.21	
3/11/2020 18:17:45	20.53	0.25	
3/11/2020 18:18:45	20.45	0.19	
3/11/2020 18:19:45	20.54	0.25	
3/11/2020 18:20:45	20.40	0.20	
3/11/2020 18:21:45	20.46	0.25	
3/11/2020 18:22:45	20.40	0.21	
3/11/2020 18:23:45	20.26	0.10	
3/11/2020 18:24:45	20.50	0.26	
3/11/2020 18:25:45	20.44	0.22	
3/11/2020 18:26:45	20.39	0.21	
3/11/2020 18:27:45	20.48	0.26	
3/11/2020 18:28:45	20.46	0.27	
3/11/2020 18:29:45	20.48	0.25	End Run #2 18:30
3/11/2020 18:30:45	20.30	0.12	
3/11/2020 18:31:45	20.48	0.37	O2%
3/11/2020 18:32:45	20.46	0.25	20.37
3/11/2020 18:33:45	20.41	0.19	
3/11/2020 18:34:45	20.60	0.36	CO2 %
3/11/2020 18:35:45	20.48	0.26	0.22
3/11/2020 18:36:45	20.46	0.37	
3/11/2020 18:37:45	0.17	0.01	
3/11/2020 18:38:45	0.05	-0.02	
3/11/2020 18:39:45	0.07	0.01	
3/11/2020 18:40:45	20.22	0.25	
3/11/2020 18:41:45	20.41	0.27	
3/11/2020 18:42:45	0.15	-0.13	
3/11/2020 18:43:45	0.05	-0.18	
3/11/2020 18:44:45	0.09	0.02	
3/11/2020 18:45:45	0.06	0.02	
3/11/2020 18:46:45	0.02	-0.02	
3/11/2020 18:47:45	0.06	0.01	

RM FIELD DATA

Client Medline
Location Waukegan, IL
Source EO Control System
Date 3/10/2020

Date/Time	Common Stk Oxygen (% v db)	Common Stk CO2 (% v db)	Comments
3/11/2020 18:48:45	-0.02	-0.03	
3/11/2020 18:49:45	-0.01	-0.04	
3/11/2020 18:50:45	0.15	0.12	
3/11/2020 18:51:45	0.06	0.01	
3/11/2020 18:52:45	0.05	0.13	
3/11/2020 18:53:45	0.06	0.02	
3/11/2020 18:54:45	0.00	-0.01	
3/11/2020 18:55:45	0.00	-0.02	
3/11/2020 18:56:45	-0.01	-0.04	
3/11/2020 18:57:45	0.00	-0.02	
3/11/2020 18:58:45	0.07	0.04	
3/11/2020 18:59:45	-0.01	-0.03	
3/11/2020 19:00:45	0.04	0.04	
3/11/2020 19:01:45	0.00	-0.04	
3/11/2020 19:02:45	0.07	0.02	
3/11/2020 19:03:45	0.01	-0.01	
3/11/2020 19:04:45	0.04	0.02	
3/11/2020 19:05:45	6.96	0.06	
3/11/2020 19:06:45	7.49	0.05	
3/11/2020 19:07:45	7.67	0.20	
3/11/2020 19:08:45	7.48	0.06	
3/11/2020 19:09:45	7.52	0.12	
3/11/2020 19:10:45	7.46	0.07	
3/11/2020 19:11:45	7.44	0.13	
3/11/2020 19:12:45	7.51	0.06	
3/11/2020 19:13:45	7.38	0.11	
3/11/2020 19:14:45	7.57	-0.03	
3/11/2020 19:15:45	7.53	0.07	
3/11/2020 19:16:45	7.35	0.06	
3/11/2020 19:17:45	7.31	0.07	
3/11/2020 19:18:45	7.63	0.12	
3/11/2020 19:19:45	7.67	0.11	
3/11/2020 19:20:45	19.92	0.36	
3/11/2020 19:21:45	20.43	0.22	
3/11/2020 19:22:45	20.42	0.22	
3/11/2020 19:23:45	20.44	0.21	
3/11/2020 19:24:45	20.46	0.25	
3/11/2020 19:25:45	20.43	0.22	
3/11/2020 19:26:45	20.51	0.28	
3/11/2020 19:27:45	20.54	0.27	
3/11/2020 19:28:45	20.44	0.23	
3/11/2020 19:29:45	20.49	0.35	
3/11/2020 19:30:45	20.63	0.37	
3/11/2020 19:31:45	20.51	0.24	
3/11/2020 19:32:45	20.35	0.14	
3/11/2020 19:33:45	20.45	0.20	
3/11/2020 19:34:45	20.43	0.23	
3/11/2020 19:35:45	20.48	0.35	
3/11/2020 19:36:45	20.46	0.20	
3/11/2020 19:37:45	20.49	0.25	
3/11/2020 19:38:45	20.42	0.20	
3/11/2020 19:39:45	20.44	0.21	
3/11/2020 19:40:45	20.42	0.20	
3/11/2020 19:41:45	20.49	0.22	
3/11/2020 19:42:45	20.49	0.26	
3/11/2020 19:43:45	20.48	0.26	
3/11/2020 19:44:45	20.59	0.33	
3/11/2020 19:45:45	20.45	0.15	
3/11/2020 19:46:45	20.45	0.21	
3/11/2020 19:47:45	20.46	0.20	
3/11/2020 19:48:45	20.44	0.22	
3/11/2020 19:49:45	20.57	0.26	
3/11/2020 19:50:45	20.53	0.29	
3/11/2020 19:51:45	20.36	0.21	
3/11/2020 19:52:45	20.48	0.26	

RM FIELD DATA

Client Medline
Location Waukegan, IL
Source EO Control System
Date 3/10/2020

Date/Time	Common Stk Oxygen (% v db)	Common Stk CO2 (% v db)	Comments
3/11/2020 19:53:45	20.60	0.36	
3/11/2020 19:54:45	20.49	0.26	
3/11/2020 19:55:45	20.52	0.37	
3/11/2020 19:56:45	20.48	0.26	
3/11/2020 19:57:45	20.57	0.27	
3/11/2020 19:58:45	20.47	0.19	
3/11/2020 19:59:45	20.45	0.11	
3/11/2020 20:00:45	20.41	0.24	
3/11/2020 20:01:45	20.41	0.21	
3/11/2020 20:02:45	20.43	0.19	
3/11/2020 20:03:45	20.47	0.21	
3/11/2020 20:04:45	20.60	0.34	
3/11/2020 20:05:45	20.47	0.29	
3/11/2020 20:06:45	20.46	0.21	
3/11/2020 20:07:45	20.57	0.37	
3/11/2020 20:08:45	20.52	0.29	
3/11/2020 20:09:45	20.45	0.24	
3/11/2020 20:10:45	20.44	0.24	
3/11/2020 20:11:45	20.46	0.20	
3/11/2020 20:12:45	20.51	0.26	
3/11/2020 20:13:45	20.48	0.27	
3/11/2020 20:14:45	20.43	0.24	
3/11/2020 20:15:45	20.49	0.27	
3/11/2020 20:16:45	20.36	0.13	
3/11/2020 20:17:45	20.50	0.26	
3/11/2020 20:18:45	20.50	0.29	
3/11/2020 20:19:45	20.36	0.24	
3/11/2020 20:20:45	20.46	0.30	
3/11/2020 20:21:45	20.52	0.29	
3/11/2020 20:22:45	20.49	0.39	
3/11/2020 20:23:45	0.63	0.01	
3/11/2020 20:24:45	0.08	-0.04	
3/11/2020 20:25:45	0.08	0.18	**Post-test Bias and Drift Check:**
3/11/2020 20:26:45	0.07	0.02	**zero nitrogen:**
3/11/2020 20:27:45	**0.09**	**0.03**	**0.09 % v db Oxygen**
3/11/2020 20:28:45	-0.08	-0.05	**0.03 % v db CO2**
3/11/2020 20:29:45	0.03	-0.01	
3/11/2020 20:30:45	20.22	17.25	**Post-test Bias and Drift Check:**
3/11/2020 20:31:45	20.77	20.94	**21.0% v db Oxygen:**
3/11/2020 20:32:45	**20.88**	21.04	**20.88 % v db Oxygen**
3/11/2020 20:33:45	20.87	21.02	
3/11/2020 20:34:45	3.11	3.24	**Post-test Bias and Drift Check:**
3/11/2020 20:35:45	2.52	2.55	**2.50% v db CO2:**
3/11/2020 20:36:45	2.55	**2.54**	**2.54 % v db CO2**
3/11/2020 20:37:45	2.45	2.43	
3/11/2020 20:38:45	10.73	0.84	
[redacted]			
3/12/2020 6:15:53	20.25	0.15	
3/12/2020 6:16:53	20.45	0.24	**Instrument Calibration Error Test:**
3/12/2020 6:17:53	0.12	0.02	**zero nitrogen:**
3/12/2020 6:18:53	**0.13**	**0.04**	**0.13 % v db Oxygen**
3/12/2020 6:19:53	0.09	0.03	**0.04 % v db CO2**
3/12/2020 6:20:53	0.02	-0.01	**Instrument Calibration Error Test:**
3/12/2020 6:21:53	20.75	20.77	**21.0% v db Oxygen:**
3/12/2020 6:22:53	**20.93**	20.95	**20.93 % v db Oxygen**
3/12/2020 6:23:53	20.82	20.97	
3/12/2020 6:24:53	20.79	20.94	
3/12/2020 6:25:53	9.91	9.89	
3/12/2020 6:26:53	10.06	10.02	**Instrument Calibration Error Test:**
3/12/2020 6:27:53	9.85	9.86	**10.0% v db Oxygen:**
3/12/2020 6:28:53	**9.99**	9.92	**9.99 % v db Oxygen**
3/12/2020 6:29:53	9.94	9.70	
3/12/2020 6:30:53	5.26	5.18	**5.00% v db CO2:**

RM FIELD DATA

Client Medline
Location Waukegan, IL
Source EO Control System
Date 3/10/2020

Date/Time	Common Stk Oxygen (% v db)	Common Stk CO2 (% v db)	Comments
3/12/2020 6:31:53	4.98	4.98	4.98 % v db CO2
3/12/2020 6:32:53	5.02	5.13	
3/12/2020 6:33:53	3.18	3.18	Instrument Calibration Error Test:
3/12/2020 6:34:53	2.70	2.63	2.50% v db CO2:
3/12/2020 6:35:53	2.63	2.50	2.50 % v db CO2
3/12/2020 6:36:53	2.51	2.46	
3/12/2020 6:37:53	2.62	2.50	
3/12/2020 6:38:53	11.32	1.35	
3/12/2020 6:39:53	20.42	0.30	
3/12/2020 6:40:53	20.41	0.32	
3/12/2020 6:41:53	11.15	0.85	
3/12/2020 6:42:53	2.65	2.50	
3/12/2020 6:43:53	2.54	2.47	System Bias Test:
3/12/2020 6:44:53	2.50	2.54	2.50% v db CO2:
3/12/2020 6:45:53	2.41	2.48	2.48 % v db CO2
3/12/2020 6:46:53	2.64	2.56	
3/12/2020 6:47:53	2.58	2.50	System Bias Test:
3/12/2020 6:48:53	21.57	21.25	21.0% v db Oxygen:
3/12/2020 6:49:53	20.97	20.90	20.97 % v db Oxygen
3/12/2020 6:50:53	20.93	20.87	
3/12/2020 6:51:53	20.81	20.67	System Bias Test:
3/12/2020 6:52:53	0.10	0.26	zero nitrogen:
3/12/2020 6:53:53	0.08	0.11	-0.05 % v db Oxygen
3/12/2020 6:54:53	-0.05	-0.02	-0.02 % v db CO2
3/12/2020 6:55:53	-0.02	-0.07	
3/12/2020 6:56:53	20.33	0.10	
3/12/2020 6:57:53	20.46	0.26	
3/12/2020 6:58:53	20.46	0.24	
3/12/2020 6:59:53	20.53	0.32	
3/12/2020 7:00:53	20.53	0.31	
3/12/2020 7:01:53	20.45	0.23	
3/12/2020 7:02:53	20.44	0.32	
3/12/2020 7:03:53	20.50	0.22	
3/12/2020 7:04:53	20.45	0.22	
3/12/2020 7:05:53	20.48	0.23	
3/12/2020 7:06:53	19.06	0.24	
3/12/2020 7:07:53	20.38	0.18	
3/12/2020 7:08:53	20.32	0.10	
3/12/2020 7:09:53	20.45	0.22	
3/12/2020 7:10:53	20.42	0.19	
3/12/2020 7:11:53	20.34	0.09	
3/12/2020 7:12:53	0.29	-0.06	
3/12/2020 7:13:53	0.11	-0.03	
3/12/2020 7:14:53	0.00	-0.08	
3/12/2020 7:15:53	0.74	-0.01	
3/12/2020 7:16:53	0.06	0.00	
3/12/2020 7:17:53	10.64	0.20	
3/12/2020 7:18:53	0.06	-0.04	
3/12/2020 7:19:53	0.08	-0.02	
3/12/2020 7:20:53	0.16	0.08	
3/12/2020 7:21:53	-0.03	-0.08	
3/12/2020 7:22:53	0.00	-0.08	
3/12/2020 7:23:53	-0.02	-0.08	
3/12/2020 7:24:53	-0.08	-0.09	
3/12/2020 7:25:53	0.01	-0.21	
3/12/2020 7:26:53	0.17	0.07	
3/12/2020 7:27:53	0.11	-0.04	
3/12/2020 7:28:53	0.07	-0.03	
3/12/2020 7:29:53	-0.02	-0.09	
3/12/2020 7:30:53	19.22	0.24	
3/12/2020 7:31:53	20.38	0.17	
3/12/2020 7:32:53	20.38	0.17	
3/12/2020 7:33:53	20.41	0.15	
3/12/2020 7:34:53	20.47	0.23	
3/12/2020 7:35:53	20.55	0.29	

RM FIELD DATA

Client Medline
Location Waukegan, IL
Source EO Control System
Date 3/10/2020

Date/Time	Common Stk Oxygen (% v db)	Common Stk CO2 (% v db)	Comments
3/12/2020 7:36:53	20.55	0.31	
3/12/2020 7:37:53	20.40	0.17	
3/12/2020 7:38:53	20.45	0.21	
3/12/2020 7:39:53	20.44	0.39	
3/12/2020 7:40:53	20.42	0.24	
3/12/2020 7:41:53	20.49	0.22	
3/12/2020 7:42:53	20.39	0.15	
3/12/2020 7:43:53	20.43	0.22	
3/12/2020 7:44:53	20.40	0.03	
3/12/2020 7:45:53	20.38	0.17	
3/12/2020 7:46:53	20.44	0.21	
3/12/2020 7:47:53	20.47	0.23	
3/12/2020 7:48:53	20.44	0.31	
3/12/2020 7:49:53	20.62	0.30	
3/12/2020 7:50:53	20.44	0.21	
3/12/2020 7:51:53	20.32	0.18	
3/12/2020 7:52:53	20.48	0.24	
3/12/2020 7:53:53	20.49	0.22	
3/12/2020 7:54:53	20.26	0.08	
3/12/2020 7:55:53	20.38	0.15	
3/12/2020 7:56:53	20.47	0.24	
3/12/2020 7:57:53	20.40	0.24	
3/12/2020 7:58:53	20.45	0.22	
3/12/2020 7:59:53	20.45	0.22	
3/12/2020 8:00:53	20.55	0.22	
3/12/2020 8:01:53	20.32	0.14	
3/12/2020 8:02:53	20.44	0.24	
3/12/2020 8:03:53	20.38	0.16	
3/12/2020 8:04:53	20.48	0.21	
3/12/2020 8:05:53	20.42	0.17	
3/12/2020 8:06:53	20.32	0.14	
3/12/2020 8:07:53	20.42	0.15	
3/12/2020 8:08:53	20.30	0.08	
3/12/2020 8:09:53	20.40	0.14	**Start Run #3 08:10**
3/12/2020 8:10:53	**20.44**	**0.19**	
3/12/2020 8:11:53	**20.46**	**0.32**	
3/12/2020 8:12:53	**20.56**	**0.25**	
3/12/2020 8:13:53	**20.46**	**0.30**	
3/12/2020 8:14:53	**20.43**	**0.06**	
3/12/2020 8:15:53	**20.43**	**0.04**	
3/12/2020 8:16:53	**20.40**	**0.17**	
3/12/2020 8:17:53	**20.27**	**0.07**	
3/12/2020 8:18:53	**20.45**	**0.20**	
3/12/2020 8:19:53	**20.41**	**0.17**	
3/12/2020 8:20:53	**20.43**	**0.21**	
3/12/2020 8:21:53	**20.54**	**0.31**	
3/12/2020 8:22:53	**20.45**	**0.20**	
3/12/2020 8:23:53	**20.44**	**0.18**	
3/12/2020 8:24:53	**20.39**	**0.17**	
3/12/2020 8:25:53	**20.55**	**0.30**	
3/12/2020 8:26:53	**20.45**	**0.24**	
3/12/2020 8:27:53	**20.47**	**0.22**	
3/12/2020 8:28:53	**20.32**	**0.06**	
3/12/2020 8:29:53	**20.40**	**0.01**	
3/12/2020 8:30:53	**20.45**	**0.31**	
3/12/2020 8:31:53	**20.40**	**0.17**	
3/12/2020 8:32:53	**20.40**	**0.01**	
3/12/2020 8:33:53	**20.37**	**0.17**	
3/12/2020 8:34:53	**20.36**	**0.17**	
3/12/2020 8:35:53	**20.37**	**0.17**	
3/12/2020 8:36:53	**20.39**	**0.18**	
3/12/2020 8:37:53	**20.40**	**0.25**	
3/12/2020 8:38:53	**20.33**	**0.17**	
3/12/2020 8:39:53	**20.40**	**0.21**	
3/12/2020 8:40:53	**20.47**	**0.21**	

RM FIELD DATA

Client Medline
Location Waukegan, IL
Source EO Control System
Date 3/10/2020

Date/Time	Common Stk Oxygen (% v db)	Common Stk CO2 (% v db)	Comments
3/12/2020 8:41:53	20.39	0.14	
3/12/2020 8:42:53	20.43	0.20	
3/12/2020 8:43:53	20.34	0.17	
3/12/2020 8:44:53	20.38	0.17	
3/12/2020 8:45:53	20.35	0.16	
3/12/2020 8:46:53	20.47	0.23	
3/12/2020 8:47:53	20.56	0.31	
3/12/2020 8:48:53	20.41	0.06	
3/12/2020 8:49:53	20.45	0.21	
3/12/2020 8:50:53	20.33	0.17	
3/12/2020 8:51:53	20.53	0.29	
3/12/2020 8:52:53	20.32	0.09	
3/12/2020 8:53:53	20.44	0.33	
3/12/2020 8:54:53	20.39	0.15	
3/12/2020 8:55:53	20.56	0.32	
3/12/2020 8:56:53	20.40	0.16	
3/12/2020 8:57:53	20.54	0.29	
3/12/2020 8:58:53	20.34	0.15	
3/12/2020 8:59:53	20.41	0.20	
3/12/2020 9:00:53	20.37	0.17	
3/12/2020 9:01:53	20.27	0.10	
3/12/2020 9:02:53	20.41	0.20	
3/12/2020 9:03:53	20.37	0.17	
3/12/2020 9:04:53	20.25	0.06	
3/12/2020 9:05:53	20.36	0.04	
3/12/2020 9:06:53	20.46	0.19	
3/12/2020 9:07:53	20.45	0.21	
3/12/2020 9:08:53	20.40	0.17	
3/12/2020 9:09:53	20.40	0.04	
3/12/2020 9:10:53	20.38	0.15	
3/12/2020 9:11:53	20.44	0.20	
3/12/2020 9:12:53	20.44	0.38	
3/12/2020 9:13:53	20.40	0.24	
3/12/2020 9:14:53	20.38	0.20	
3/12/2020 9:15:53	20.35	0.17	
3/12/2020 9:16:53	20.42	0.20	
3/12/2020 9:17:53	20.39	0.23	
3/12/2020 9:18:53	20.27	0.14	
3/12/2020 9:19:53	20.35	0.19	
3/12/2020 9:20:53	20.33	0.19	
3/12/2020 9:21:53	20.28	0.17	
3/12/2020 9:22:53	20.30	0.24	
3/12/2020 9:23:53	20.31	0.16	
3/12/2020 9:24:53	20.23	0.17	
3/12/2020 9:25:53	20.35	0.29	
3/12/2020 9:26:53	20.36	0.20	
3/12/2020 9:27:53	20.42	0.22	
3/12/2020 9:28:53	20.36	0.07	
3/12/2020 9:29:53	20.30	0.15	
3/12/2020 9:30:53	20.31	0.17	
3/12/2020 9:31:53	20.29	0.17	
3/12/2020 9:32:53	20.44	0.23	
3/12/2020 9:33:53	20.44	0.18	
3/12/2020 9:34:53	20.38	0.14	
3/12/2020 9:35:53	20.39	0.16	
3/12/2020 9:36:53	20.40	0.17	
3/12/2020 9:37:53	20.48	0.30	
3/12/2020 9:38:53	20.39	0.15	
3/12/2020 9:39:53	20.37	0.06	
3/12/2020 9:40:53	20.38	0.17	
3/12/2020 9:41:53	20.36	0.20	
3/12/2020 9:42:53	20.38	0.19	
3/12/2020 9:43:53	20.31	0.16	
3/12/2020 9:44:53	20.15	0.05	
3/12/2020 9:45:53	20.21	0.17	

RM FIELD DATA

Client Medline
Location Waukegan, IL
Source EO Control System
Date 3/10/2020

Date/Time	Common Stk Oxygen (% v db)	Common Stk CO2 (% v db)	Comments
3/12/2020 9:46:53	20.33	0.20	
3/12/2020 9:47:53	20.31	0.13	
3/12/2020 9:48:53	20.21	0.06	
3/12/2020 9:49:53	20.32	0.16	
3/12/2020 9:50:53	20.35	0.16	
3/12/2020 9:51:53	20.39	0.20	
3/12/2020 9:52:53	20.36	0.16	
3/12/2020 9:53:53	20.51	0.23	
3/12/2020 9:54:53	20.37	0.17	
3/12/2020 9:55:53	20.44	0.21	
3/12/2020 9:56:53	20.40	0.20	
3/12/2020 9:57:53	20.37	0.16	
3/12/2020 9:58:53	20.36	0.16	
3/12/2020 9:59:53	20.33	0.17	
3/12/2020 10:00:53	20.37	0.21	
3/12/2020 10:01:53	20.34	0.20	
3/12/2020 10:02:53	20.31	0.16	
3/12/2020 10:03:53	20.21	0.10	
3/12/2020 10:04:53	20.28	0.17	
3/12/2020 10:05:53	20.30	0.17	
3/12/2020 10:06:53	20.35	0.21	
3/12/2020 10:07:53	20.28	0.07	
3/12/2020 10:08:53	20.35	0.19	
3/12/2020 10:09:53	20.31	0.16	
3/12/2020 10:10:53	20.32	0.06	
3/12/2020 10:11:53	20.33	0.16	
3/12/2020 10:12:53	20.36	0.18	
3/12/2020 10:13:53	20.43	0.19	
3/12/2020 10:14:53	20.44	0.19	
3/12/2020 10:15:53	20.46	0.19	
3/12/2020 10:16:53	20.47	0.21	
3/12/2020 10:17:53	20.40	0.16	
3/12/2020 10:18:53	20.56	0.22	
3/12/2020 10:19:53	20.40	0.13	
3/12/2020 10:20:53	20.38	0.16	
3/12/2020 10:21:53	20.38	0.15	
3/12/2020 10:22:53	20.40	0.20	
3/12/2020 10:23:53	20.40	0.19	
3/12/2020 10:24:53	20.34	0.28	
3/12/2020 10:25:53	20.34	0.19	
3/12/2020 10:26:53	20.23	0.14	
3/12/2020 10:27:53	20.28	0.21	
3/12/2020 10:28:53	20.22	0.15	
3/12/2020 10:29:53	20.31	0.19	
3/12/2020 10:30:53	20.41	0.26	
3/12/2020 10:31:53	20.29	0.15	
3/12/2020 10:32:53	20.32	0.17	
3/12/2020 10:33:53	20.21	0.05	
3/12/2020 10:34:53	20.44	0.20	
3/12/2020 10:35:53	20.39	0.15	
3/12/2020 10:36:53	20.45	0.19	
3/12/2020 10:37:53	20.37	0.14	
3/12/2020 10:38:53	20.55	0.18	
3/12/2020 10:39:53	20.45	0.18	
3/12/2020 10:40:53	20.43	0.22	
3/12/2020 10:41:53	20.53	0.20	
3/12/2020 10:42:53	20.42	0.15	
3/12/2020 10:43:53	20.52	0.19	
3/12/2020 10:44:53	20.37	0.01	
3/12/2020 10:45:53	20.42	0.21	
3/12/2020 10:46:53	20.31	0.15	
3/12/2020 10:47:53	20.28	0.06	
3/12/2020 10:48:53	20.30	0.19	
3/12/2020 10:49:53	20.28	0.20	
3/12/2020 10:50:53	20.23	0.13	

RM FIELD DATA

Client Medline
Location Waukegan, IL
Source EO Control System
Date 3/10/2020

Date/Time	Common Stk Oxygen (% v db)	Common Stk CO2 (% v db)	Comments
3/12/2020 10:51:53	20.28	0.19	
3/12/2020 10:52:53	20.29	0.15	
3/12/2020 10:53:53	20.30	0.15	
3/12/2020 10:54:53	20.26	0.14	
3/12/2020 10:55:53	20.29	0.15	
3/12/2020 10:56:53	20.40	0.21	
3/12/2020 10:57:53	20.35	0.14	
3/12/2020 10:58:53	20.33	0.14	
3/12/2020 10:59:53	20.44	0.19	
3/12/2020 11:00:53	20.42	0.19	
3/12/2020 11:01:53	20.38	0.15	
3/12/2020 11:02:53	20.45	0.18	
3/12/2020 11:03:53	20.53	0.19	
3/12/2020 11:04:53	20.42	0.16	
3/12/2020 11:05:53	20.44	0.19	
3/12/2020 11:06:53	20.51	0.30	
3/12/2020 11:07:53	20.31	0.11	
3/12/2020 11:08:53	20.46	0.26	
3/12/2020 11:09:53	20.11	0.03	
3/12/2020 11:10:53	20.19	0.04	
3/12/2020 11:11:53	20.38	0.27	
3/12/2020 11:12:53	20.37	0.14	
3/12/2020 11:13:53	20.41	0.17	
3/12/2020 11:14:53	20.38	-0.01	
3/12/2020 11:15:38	19.98	0.08	
3/12/2020 11:16:38	20.22	0.14	
3/12/2020 11:17:38	20.25	0.18	
3/12/2020 11:18:38	20.23	0.12	
3/12/2020 11:19:38	20.28	0.14	
3/12/2020 11:20:38	20.36	0.18	
3/12/2020 11:21:38	20.38	0.19	
3/12/2020 11:22:38	20.42	0.16	
3/12/2020 11:23:38	20.19	0.04	
3/12/2020 11:24:38	20.38	0.27	
3/12/2020 11:25:38	20.37	0.14	
3/12/2020 11:26:38	20.41	0.17	
3/12/2020 11:27:38	20.38	-0.01	
3/12/2020 11:28:38	20.27	0.10	
3/12/2020 11:29:38	20.29	0.13	
3/12/2020 11:30:38	20.29	0.13	
3/12/2020 11:31:38	20.33	0.26	
3/12/2020 11:32:38	20.31	0.17	
3/12/2020 11:33:38	20.25	0.15	
3/12/2020 11:34:38	20.28	0.17	
3/12/2020 11:35:38	20.26	0.19	
3/12/2020 11:36:38	20.20	0.12	
3/12/2020 11:37:38	20.18	0.14	
3/12/2020 11:38:38	20.24	0.17	
3/12/2020 11:39:38	20.25	0.17	
3/12/2020 11:40:38	20.25	0.13	
3/12/2020 11:41:38	20.30	0.32	
3/12/2020 11:42:38	20.30	0.16	
3/12/2020 11:43:38	20.37	0.19	
3/12/2020 11:44:38	20.33	0.11	
3/12/2020 11:45:38	20.35	0.30	
3/12/2020 11:46:38	20.31	0.13	
3/12/2020 11:47:38	20.40	0.18	
3/12/2020 11:48:38	20.26	0.03	
3/12/2020 11:49:38	20.27	0.14	
3/12/2020 11:50:38	20.41	0.17	
3/12/2020 11:51:38	20.33	0.20	
3/12/2020 11:52:38	20.43	0.26	
3/12/2020 11:53:38	20.28	0.13	
3/12/2020 11:54:38	20.40	0.24	
3/12/2020 11:55:38	20.41	0.27	

RM FIELD DATA

Client Medline
Location Waukegan, IL
Source EO Control System
Date 3/10/2020

Date/Time	Common Stk Oxygen (% v db)	Common Stk CO2 (% v db)	Comments
3/12/2020 11:56:38	20.15	0.13	
3/12/2020 11:57:38	20.26	0.17	
3/12/2020 11:58:38	20.17	0.11	
3/12/2020 11:59:38	20.19	0.13	
3/12/2020 12:00:38	20.19	0.01	
3/12/2020 12:01:38	20.17	0.13	
3/12/2020 12:02:38	20.19	0.12	
3/12/2020 12:03:38	20.40	0.28	
3/12/2020 12:04:38	20.29	0.17	
3/12/2020 12:05:38	20.34	0.18	
3/12/2020 12:06:38	20.29	0.13	
3/12/2020 12:07:38	20.42	0.18	
3/12/2020 12:08:38	20.20	0.12	
3/12/2020 12:09:38	20.35	0.19	
3/12/2020 12:10:38	20.33	0.13	
3/12/2020 12:11:38	20.39	0.17	
3/12/2020 12:12:38	20.31	0.12	
3/12/2020 12:13:38	20.33	0.15	
3/12/2020 12:14:38	20.18	0.10	
3/12/2020 12:15:38	20.29	0.19	
3/12/2020 12:16:38	20.16	0.03	
3/12/2020 12:17:38	20.26	0.25	
3/12/2020 12:18:38	20.25	0.16	
3/12/2020 12:19:38	20.35	0.18	
3/12/2020 12:20:38	20.10	0.03	
3/12/2020 12:21:38	20.15	0.10	
3/12/2020 12:22:38	20.13	0.09	
3/12/2020 12:23:38	20.18	0.16	
3/12/2020 12:24:38	20.23	0.19	
3/12/2020 12:25:38	20.21	0.19	
3/12/2020 12:26:38	20.20	0.02	
3/12/2020 12:27:38	20.24	0.15	
3/12/2020 12:28:38	20.19	0.12	
3/12/2020 12:29:38	20.15	0.05	
3/12/2020 12:30:38	20.30	0.12	
3/12/2020 12:31:38	20.26	0.12	
3/12/2020 12:32:38	20.32	0.11	
3/12/2020 12:33:38	20.43	0.17	
3/12/2020 12:34:38	20.22	0.11	
3/12/2020 12:35:38	20.30	0.12	
3/12/2020 12:36:38	20.41	0.27	
3/12/2020 12:37:38	20.29	0.13	
3/12/2020 12:38:38	20.26	0.15	
3/12/2020 12:39:38	20.25	0.16	
3/12/2020 12:40:38	20.20	0.13	
3/12/2020 12:41:38	20.23	0.17	
3/12/2020 12:42:38	20.14	0.00	
3/12/2020 12:43:38	20.28	0.26	
3/12/2020 12:44:38	20.19	0.18	
3/12/2020 12:45:38	20.00	0.07	
3/12/2020 12:46:38	20.28	0.25	
3/12/2020 12:47:38	20.20	0.16	
3/12/2020 12:48:38	20.18	0.19	
3/12/2020 12:49:38	20.17	0.12	
3/12/2020 12:50:38	20.21	-0.03	
3/12/2020 12:51:38	20.25	0.15	
3/12/2020 12:52:38	20.25	0.13	
3/12/2020 12:53:38	20.29	0.16	
3/12/2020 12:54:38	20.20	0.05	
3/12/2020 12:55:38	20.36	0.16	
3/12/2020 12:56:38	20.30	0.12	
3/12/2020 12:57:38	20.41	0.20	
3/12/2020 12:58:38	20.31	0.18	
3/12/2020 12:59:38	20.24	0.12	
3/12/2020 13:00:38	20.23	0.12	

RM FIELD DATA

Client Medline
Location Waukegan, IL
Source EO Control System
Date 3/10/2020

Date/Time	Common Stk Oxygen (% v db)	Common Stk CO2 (% v db)	Comments
3/12/2020 13:01:38	20.21	-0.01	
3/12/2020 13:02:38	20.19	0.12	
3/12/2020 13:03:38	20.32	0.26	
3/12/2020 13:04:38	20.07	0.00	
3/12/2020 13:05:38	20.15	0.09	
3/12/2020 13:06:38	20.14	0.29	
3/12/2020 13:07:38	20.05	0.12	
3/12/2020 13:08:38	20.19	0.16	
3/12/2020 13:09:38	20.04	0.02	
3/12/2020 13:10:38	20.30	0.16	
3/12/2020 13:11:38	20.18	0.16	
3/12/2020 13:12:38	20.18	0.13	
3/12/2020 13:13:38	20.25	0.16	
3/12/2020 13:14:38	20.24	0.12	
3/12/2020 13:15:38	20.28	0.15	
3/12/2020 13:16:38	20.22	0.01	
3/12/2020 13:17:38	20.27	0.13	
3/12/2020 13:18:38	20.30	0.03	
3/12/2020 13:19:38	20.25	0.11	
3/12/2020 13:20:38	20.27	0.15	
3/12/2020 13:21:38	20.22	0.12	
3/12/2020 13:22:38	20.22	0.13	
3/12/2020 13:23:38	20.20	0.11	
3/12/2020 13:24:38	20.28	0.16	
3/12/2020 13:25:38	20.24	0.15	
3/12/2020 13:26:38	20.11	0.12	
3/12/2020 13:27:38	20.19	0.18	
3/12/2020 13:28:38	20.17	0.15	
3/12/2020 13:29:38	20.08	0.08	
3/12/2020 13:30:38	20.23	0.17	
3/12/2020 13:31:38	20.21	0.15	
3/12/2020 13:32:38	20.21	0.15	
3/12/2020 13:33:38	20.14	0.10	
3/12/2020 13:34:38	20.21	0.25	
3/12/2020 13:35:38	20.16	0.11	
3/12/2020 13:36:38	20.22	-0.05	
3/12/2020 13:37:38	20.13	0.03	
3/12/2020 13:38:38	20.26	0.08	
3/12/2020 13:39:38	20.31	0.18	
3/12/2020 13:40:38	20.31	0.09	
3/12/2020 13:41:38	20.33	0.18	
3/12/2020 13:42:38	20.27	0.01	
3/12/2020 13:43:38	20.25	0.11	
3/12/2020 13:44:38	20.24	0.12	
3/12/2020 13:45:38	20.30	0.16	
3/12/2020 13:46:38	20.36	0.15	
3/12/2020 13:47:38	20.27	0.15	
3/12/2020 13:48:38	20.18	0.10	
3/12/2020 13:49:38	20.33	0.21	
3/12/2020 13:50:38	20.13	0.12	
3/12/2020 13:51:38	20.19	0.18	
3/12/2020 13:52:38	20.16	0.12	
3/12/2020 13:53:38	20.21	0.25	
3/12/2020 13:54:38	20.08	0.13	
3/12/2020 13:55:38	20.16	0.11	
3/12/2020 13:56:38	20.17	0.01	
3/12/2020 13:57:38	20.20	0.14	
3/12/2020 13:58:38	20.22	0.15	
3/12/2020 13:59:38	20.35	0.27	
3/12/2020 14:00:38	20.12	0.04	
3/12/2020 14:01:38	20.29	0.25	
3/12/2020 14:02:38	20.36	0.14	
3/12/2020 14:03:38	20.25	0.13	
3/12/2020 14:04:38	20.23	0.12	
3/12/2020 14:05:38	20.13	0.10	

RM FIELD DATA

Client Medline
Location Waukegan, IL
Source EO Control System
Date 3/10/2020

Date/Time	Common Stk Oxygen (% v db)	Common Stk CO2 (% v db)	Comments
3/12/2020 14:06:38	20.09	0.00	
3/12/2020 14:07:38	20.26	0.15	
3/12/2020 14:08:38	20.16	0.12	
3/12/2020 14:09:38	20.28	0.17	
3/12/2020 14:10:38	20.24	0.17	
3/12/2020 14:11:38	20.15	0.11	
3/12/2020 14:12:38	20.05	0.10	
3/12/2020 14:13:38	20.09	0.11	
3/12/2020 14:14:38	20.15	0.13	
3/12/2020 14:15:38	20.19	0.16	
3/12/2020 14:16:38	20.21	0.15	
3/12/2020 14:17:38	20.07	0.06	
3/12/2020 14:18:38	20.06	0.08	
3/12/2020 14:19:38	20.15	0.13	
3/12/2020 14:20:38	20.19	0.16	
3/12/2020 14:21:38	20.22	0.17	
3/12/2020 14:22:38	20.33	0.26	
3/12/2020 14:23:38	20.32	0.19	
3/12/2020 14:24:38	20.38	0.22	
3/12/2020 14:25:38	20.28	0.22	
3/12/2020 14:26:38	20.31	0.18	
3/12/2020 14:27:38	20.27	0.13	
3/12/2020 14:28:38	20.39	0.28	
3/12/2020 14:29:38	20.31	0.17	
3/12/2020 14:30:38	20.31	0.17	
3/12/2020 14:31:38	20.27	0.25	
3/12/2020 14:32:38	20.35	0.27	
3/12/2020 14:33:38	20.19	0.12	
3/12/2020 14:34:38	20.07	0.10	
3/12/2020 14:35:38	20.19	0.16	
3/12/2020 14:36:38	20.18	0.25	
3/12/2020 14:37:38	20.19	0.16	
3/12/2020 14:38:38	20.17	0.12	
3/12/2020 14:39:38	20.18	0.09	
3/12/2020 14:40:38	20.16	0.12	
3/12/2020 14:41:38	20.16	0.12	
3/12/2020 14:42:38	20.20	0.16	
3/12/2020 14:43:38	20.35	0.19	
3/12/2020 14:44:38	20.35	0.20	
3/12/2020 14:45:38	20.26	0.15	
3/12/2020 14:46:38	20.28	0.18	
3/12/2020 14:47:38	20.28	0.16	
3/12/2020 14:48:38	20.28	0.16	
3/12/2020 14:49:38	20.14	0.03	
3/12/2020 14:50:38	20.14	0.04	
3/12/2020 14:51:38	20.21	0.10	
3/12/2020 14:52:38	20.38	0.15	
3/12/2020 14:53:38	20.30	0.16	
3/12/2020 14:54:38	20.23	0.25	
3/12/2020 14:55:38	20.17	0.12	
3/12/2020 14:56:38	20.28	0.16	
3/12/2020 14:57:38	20.16	0.12	
3/12/2020 14:58:38	20.27	0.22	
3/12/2020 14:59:38	20.14	0.10	
3/12/2020 15:00:38	20.14	0.13	
3/12/2020 15:01:38	20.21	0.18	
3/12/2020 15:02:38	20.10	0.11	
3/12/2020 15:03:38	20.13	0.12	
3/12/2020 15:04:38	20.34	0.26	
3/12/2020 15:05:38	20.17	0.11	
3/12/2020 15:06:38	20.33	0.26	
3/12/2020 15:07:38	20.17	0.13	
3/12/2020 15:08:38	20.31	0.18	
3/12/2020 15:09:38	20.20	0.11	
3/12/2020 15:10:38	20.28	0.30	

RM FIELD DATA

Client Medline
Location Waukegan, IL
Source EO Control System
Date 3/10/2020

Date/Time	Common Stk Oxygen (% v db)	Common Stk CO2 (% v db)	Comments
3/12/2020 15:11:38	20.33	0.18	
3/12/2020 15:12:38	20.28	0.17	
3/12/2020 15:13:38	20.21	0.12	
3/12/2020 15:14:38	20.21	0.12	
3/12/2020 15:15:38	20.25	0.13	
3/12/2020 15:16:38	20.26	0.17	
3/12/2020 15:17:38	20.21	0.02	
3/12/2020 15:18:38	20.23	0.15	
3/12/2020 15:19:38	20.14	0.10	
3/12/2020 15:20:38	20.16	0.11	
3/12/2020 15:21:38	20.16	0.17	
3/12/2020 15:22:38	20.13	0.03	
3/12/2020 15:23:38	20.19	0.17	
3/12/2020 15:24:38	20.09	0.11	
3/12/2020 15:25:38	20.16	0.26	
3/12/2020 15:26:38	20.02	0.03	
3/12/2020 15:27:38	20.33	0.27	
3/12/2020 15:28:38	20.16	0.03	
3/12/2020 15:29:38	20.14	0.10	
3/12/2020 15:30:38	20.26	0.15	
3/12/2020 15:31:38	20.24	0.02	
3/12/2020 15:32:38	20.24	0.14	
3/12/2020 15:33:38	20.29	0.15	
3/12/2020 15:34:38	20.29	0.16	
3/12/2020 15:35:38	20.29	0.16	
3/12/2020 15:36:38	20.25	0.12	
3/12/2020 15:37:38	20.30	0.15	
3/12/2020 15:38:38	20.32	0.16	
3/12/2020 15:39:38	20.39	0.21	
3/12/2020 15:40:38	20.23	0.12	
3/12/2020 15:41:38	20.21	0.19	
3/12/2020 15:42:38	20.17	-0.01	
3/12/2020 15:43:38	20.18	0.25	
3/12/2020 15:44:38	20.17	0.27	
3/12/2020 15:45:38	20.19	0.16	
3/12/2020 15:46:38	20.24	0.14	
3/12/2020 15:47:38	19.98	-0.01	
3/12/2020 15:48:38	20.27	0.19	
3/12/2020 15:49:38	20.15	0.12	
3/12/2020 15:50:38	20.34	0.27	
3/12/2020 15:51:38	20.20	0.11	
3/12/2020 15:52:38	20.28	0.18	
3/12/2020 15:53:38	20.27	0.16	
3/12/2020 15:54:38	20.28	0.16	
3/12/2020 15:55:38	20.28	0.28	
3/12/2020 15:56:38	20.27	0.09	
3/12/2020 15:57:38	20.26	0.19	
3/12/2020 15:58:38	20.21	0.12	
3/12/2020 15:59:38	20.25	0.11	
3/12/2020 16:00:38	20.25	0.12	
3/12/2020 16:01:38	20.23	0.09	
3/12/2020 16:02:38	20.23	0.09	
3/12/2020 16:03:38	20.24	0.15	
3/12/2020 16:04:38	20.26	0.18	
3/12/2020 16:05:38	20.20	0.17	
3/12/2020 16:06:38	20.25	0.17	
3/12/2020 16:07:38	20.16	0.12	
3/12/2020 16:08:38	20.07	0.05	
3/12/2020 16:09:38	20.24	0.17	
3/12/2020 16:10:38	20.34	0.25	
3/12/2020 16:11:38	20.03	0.02	
3/12/2020 16:12:38	20.18	0.11	
3/12/2020 16:13:38	20.18	0.12	
3/12/2020 16:14:38	20.26	0.28	
3/12/2020 16:15:38	20.17	0.00	

RM FIELD DATA

Client Medline
Location Waukegan, IL
Source EO Control System
Date 3/10/2020

Date/Time	Common Stk Oxygen (% v db)	Common Stk CO2 (% v db)	Comments
3/12/2020 16:16:38	20.20	0.10	
3/12/2020 16:17:38	20.24	0.11	
3/12/2020 16:18:38	20.16	0.12	
3/12/2020 16:19:38	20.14	0.06	
3/12/2020 16:20:38	20.29	0.15	
3/12/2020 16:21:38	20.23	0.12	
3/12/2020 16:22:38	20.25	-0.01	
3/12/2020 16:23:38	20.16	0.10	
3/12/2020 16:24:38	20.25	0.17	
3/12/2020 16:25:38	20.25	0.16	
3/12/2020 16:26:38	20.17	0.10	
3/12/2020 16:27:38	20.03	0.01	
3/12/2020 16:28:38	20.20	0.12	
3/12/2020 16:29:38	20.22	0.11	
3/12/2020 16:30:38	20.21	0.25	
3/12/2020 16:31:38	20.21	0.15	
3/12/2020 16:32:38	20.14	0.12	
3/12/2020 16:33:38	20.13	0.10	
3/12/2020 16:34:38	20.23	0.13	
3/12/2020 16:35:38	20.28	0.15	
3/12/2020 16:36:38	20.26	0.25	
3/12/2020 16:37:38	20.23	0.12	
3/12/2020 16:38:38	20.26	0.11	
3/12/2020 16:39:38	20.30	0.15	
3/12/2020 16:40:38	20.25	0.02	
3/12/2020 16:41:38	20.32	0.16	
3/12/2020 16:42:38	20.40	0.23	
3/12/2020 16:43:38	20.28	0.18	
3/12/2020 16:44:38	20.45	0.25	
3/12/2020 16:45:38	20.24	0.12	
3/12/2020 16:46:38	20.27	0.16	
3/12/2020 16:47:38	20.22	0.11	
3/12/2020 16:48:38	20.10	0.00	
3/12/2020 16:49:38	20.18	0.11	
3/12/2020 16:50:38	20.24	0.16	
3/12/2020 16:51:38	20.21	0.19	
3/12/2020 16:52:38	20.21	0.11	
3/12/2020 16:53:38	20.17	0.10	
3/12/2020 16:54:38	20.20	0.12	
3/12/2020 16:55:38	20.25	0.15	
3/12/2020 16:56:38	20.31	0.18	
3/12/2020 16:57:38	20.25	0.11	
3/12/2020 16:58:38	20.38	0.19	
3/12/2020 16:59:38	20.28	0.15	
3/12/2020 17:00:38	20.24	0.11	
3/12/2020 17:01:38	20.41	0.24	
3/12/2020 17:02:38	20.33	0.15	
3/12/2020 17:03:38	20.22	0.09	
3/12/2020 17:04:38	20.27	0.15	
3/12/2020 17:05:38	20.40	0.24	
3/12/2020 17:06:38	20.16	0.01	
3/12/2020 17:07:38	20.25	0.11	
3/12/2020 17:08:38	20.13	0.06	
3/12/2020 17:09:38	20.12	0.06	
3/12/2020 17:10:38	20.27	0.15	
3/12/2020 17:11:38	20.22	0.02	
3/12/2020 17:12:38	20.21	0.11	
3/12/2020 17:13:38	20.23	0.15	
3/12/2020 17:14:38	20.19	0.11	
3/12/2020 17:15:38	20.24	0.27	
3/12/2020 17:16:38	20.21	0.11	
3/12/2020 17:17:38	20.21	0.11	
3/12/2020 17:18:38	20.30	0.14	
3/12/2020 17:19:38	20.32	0.17	
3/12/2020 17:20:38	20.25	0.12	

RM FIELD DATA

Client Medline
Location Waukegan, IL
Source EO Control System
Date 3/10/2020

Date/Time	Common Stk Oxygen (% v db)	Common Stk CO2 (% v db)	Comments
3/12/2020 17:21:38	20.45	0.26	
3/12/2020 17:22:38	20.25	0.11	
3/12/2020 17:23:38	20.24	0.11	
3/12/2020 17:24:38	20.29	0.15	
3/12/2020 17:25:38	20.16	0.09	
3/12/2020 17:26:38	20.14	0.04	
3/12/2020 17:27:38	20.29	0.14	
3/12/2020 17:28:38	20.33	0.17	
3/12/2020 17:29:38	20.30	0.19	
3/12/2020 17:30:38	20.26	0.11	
3/12/2020 17:31:38	20.29	0.25	
3/12/2020 17:32:38	20.25	0.11	
3/12/2020 17:33:38	20.24	0.11	
3/12/2020 17:34:38	20.30	0.25	
3/12/2020 17:35:38	20.30	0.13	
3/12/2020 17:36:38	20.30	0.14	
3/12/2020 17:37:38	20.47	0.25	
3/12/2020 17:38:38	20.26	0.05	
3/12/2020 17:39:38	20.35	0.16	
3/12/2020 17:40:38	20.17	0.11	
3/12/2020 17:41:38	20.16	0.08	
3/12/2020 17:42:38	20.29	0.15	
3/12/2020 17:43:38	20.23	0.11	
3/12/2020 17:44:38	20.28	0.18	
3/12/2020 17:45:38	20.30	0.14	
3/12/2020 17:46:38	20.29	0.14	
3/12/2020 17:47:38	20.26	0.09	
3/12/2020 17:48:38	20.27	0.11	
3/12/2020 17:49:38	20.23	0.08	
3/12/2020 17:50:38	20.25	0.09	
3/12/2020 17:51:38	20.23	0.09	
3/12/2020 17:52:38	20.33	0.13	
3/12/2020 17:53:38	20.40	0.22	
3/12/2020 17:54:38	20.32	0.14	
3/12/2020 17:55:38	20.31	0.24	
3/12/2020 17:56:38	20.17	0.07	
3/12/2020 17:57:38	20.26	0.08	
3/12/2020 17:58:38	20.24	0.09	
3/12/2020 17:59:38	20.31	0.13	
3/12/2020 18:00:38	20.27	-0.04	
3/12/2020 18:01:38	20.30	0.17	
3/12/2020 18:02:38	20.32	0.15	
3/12/2020 18:03:38	20.40	0.24	
3/12/2020 18:04:38	20.18	0.10	
3/12/2020 18:05:38	20.29	0.25	
3/12/2020 18:06:38	20.25	0.10	
3/12/2020 18:07:38	20.24	0.08	
3/12/2020 18:08:38	20.30	0.14	
3/12/2020 18:09:38	20.27	0.12	
3/12/2020 18:10:38	20.32	0.14	
3/12/2020 18:11:38	20.26	0.01	
3/12/2020 18:12:38	20.26	0.11	
3/12/2020 18:13:38	20.28	0.11	
3/12/2020 18:14:38	20.23	0.09	
3/12/2020 18:15:38	20.20	0.11	
3/12/2020 18:16:38	20.30	0.13	
3/12/2020 18:17:38	20.12	0.00	
3/12/2020 18:18:38	20.30	0.26	
3/12/2020 18:19:38	20.26	0.17	
3/12/2020 18:20:38	20.31	0.17	
3/12/2020 18:21:38	20.24	0.11	
3/12/2020 18:22:38	20.30	0.20	
3/12/2020 18:23:38	20.24	0.11	
3/12/2020 18:24:38	20.30	0.14	
3/12/2020 18:25:38	20.30	0.15	

RM FIELD DATA

Client Medline
Location Waukegan, IL
Source EO Control System
Date 3/10/2020

Date/Time	Common Stk Oxygen (% v db)	Common Stk CO2 (% v db)	Comments
3/12/2020 18:26:38	20.26	0.06	
3/12/2020 18:27:38	20.28	0.12	
3/12/2020 18:28:38	20.33	0.15	
3/12/2020 18:29:38	20.27	0.09	End Run #3 18:30
3/12/2020 18:30:38	20.25	0.10	
3/12/2020 18:31:38	20.30	0.33	O2%
3/12/2020 18:32:38	20.24	0.11	20.28
3/12/2020 18:33:38	20.30	0.15	
3/12/2020 18:34:38	20.32	0.21	CO2 %
3/12/2020 18:35:38	20.31	0.27	0.15
3/12/2020 18:36:38	20.24	0.12	
3/12/2020 18:37:38	20.33	0.18	
3/12/2020 18:38:38	20.27	-0.04	
3/12/2020 18:39:38	20.30	0.18	
3/12/2020 18:40:38	20.29	0.18	
3/12/2020 18:41:38	20.31	0.31	
3/12/2020 18:42:38	20.31	0.15	
3/12/2020 18:43:38	20.26	0.11	
3/12/2020 18:44:38	20.15	0.01	
3/12/2020 18:45:38	20.34	0.15	
3/12/2020 18:46:38	20.30	0.09	Post-test Bias and Drift Check:
3/12/2020 18:47:38	7.99	0.19	zero nitrogen:
3/12/2020 18:48:38	0.04	-0.10	0.04 % v db Oxygen
3/12/2020 18:49:38	0.02	-0.21	-0.10 % v db CO2
3/12/2020 18:50:38	0.04	-0.06	
3/12/2020 18:51:38	0.01	-0.10	
3/12/2020 18:52:38	16.99	0.24	
3/12/2020 18:53:38	0.01	-0.10	
3/12/2020 18:54:38	-0.10	-0.20	
3/12/2020 18:55:38	-0.04	-0.11	
3/12/2020 18:56:38	0.11	-0.05	
3/12/2020 18:57:38	-0.04	-0.12	
3/12/2020 18:58:38	-0.01	-0.10	
3/12/2020 18:59:38	-0.02	-0.10	
3/12/2020 19:00:38	-0.02	-0.09	
3/12/2020 19:01:38	-0.02	-0.10	
3/12/2020 19:02:38	-0.11	-0.13	
3/12/2020 19:03:38	0.06	-0.05	
3/12/2020 19:04:38	-0.04	-0.12	
3/12/2020 19:05:38	-0.01	-0.10	
3/12/2020 19:06:38	-0.04	-0.10	
3/12/2020 19:07:38	-0.05	-0.11	
3/12/2020 19:08:38	-0.11	-0.17	
3/12/2020 19:09:38	0.11	0.04	
3/12/2020 19:10:38	0.03	-0.07	
3/12/2020 19:11:38	-0.03	-0.10	
3/12/2020 19:12:38	-0.12	-0.19	
3/12/2020 19:13:38	0.01	-0.06	
3/12/2020 19:14:38	0.01	-0.04	
3/12/2020 19:15:38	0.02	-0.07	
3/12/2020 19:16:38	0.01	-0.07	
3/12/2020 19:17:38	0.02	-0.06	
3/12/2020 19:18:38	0.01	-0.06	
3/12/2020 19:19:38	0.01	-0.03	
3/12/2020 19:20:38	0.02	-0.06	
3/12/2020 19:21:38	0.10	0.03	
3/12/2020 19:22:38	0.11	0.03	
3/12/2020 19:23:38	20.08	0.05	
3/12/2020 19:24:38	20.26	0.24	
3/12/2020 19:25:38	20.21	0.11	
3/12/2020 19:26:38	20.31	0.14	
3/12/2020 19:27:38	20.23	0.12	
3/12/2020 19:28:38	20.28	0.19	
3/12/2020 19:29:38	20.23	0.11	
3/12/2020 19:30:38	20.23	0.11	

RM FIELD DATA

Client Medline
Location Waukegan, IL
Source EO Control System
Date 3/10/2020

Date/Time	Common Stk Oxygen (% v db)	Common Stk CO2 (% v db)	Comments
3/12/2020 19:31:38	20.28	0.13	
3/12/2020 19:32:38	20.40	0.25	
3/12/2020 19:33:38	20.24	0.13	
3/12/2020 19:34:38	20.14	0.02	
3/12/2020 19:35:38	20.34	0.17	
3/12/2020 19:36:38	20.39	0.17	
3/12/2020 19:37:38	20.16	0.05	
3/12/2020 19:38:38	20.27	0.13	
3/12/2020 19:39:38	20.28	0.03	
3/12/2020 19:40:38	20.27	0.13	
3/12/2020 19:41:38	21.73	19.39	
3/12/2020 19:44:48	20.81	20.11	
3/12/2020 19:45:03	20.51	20.12	
3/12/2020 19:45:18	20.60	20.11	
3/12/2020 19:45:33	20.62	20.18	**Post-test Bias and Drift Check:**
3/12/2020 19:45:48	20.62	20.16	**21.0% v db Oxygen:**
3/12/2020 19:46:03	**20.72**	20.25	**20.72 % v db Oxygen**
3/12/2020 19:46:18	20.55	20.13	
3/12/2020 19:46:33	20.43	17.48	
3/12/2020 19:46:48	14.67	5.04	
3/12/2020 19:47:03	1.99	1.39	**Post-test Bias and Drift Check:**
3/12/2020 19:47:18	2.45	2.34	**2.50% v db CO2:**
3/12/2020 19:47:33	2.52	**2.40**	**2.40 % v db CO2**
3/12/2020 19:47:48	2.44	2.36	
3/12/2020 19:48:03	2.45	2.35	
3/12/2020 19:48:18	2.52	2.39	
3/12/2020 19:48:33	2.48	2.32	
3/12/2020 19:48:48	2.01	1.88	
3/12/2020 19:49:03	0.21	0.17	
3/12/2020 19:49:18	-0.01	-0.03	
3/12/2020 19:49:33	0.01	-0.01	
3/12/2020 19:49:48	0.15	0.06	
3/12/2020 19:50:03	0.00	-0.19	
3/12/2020 19:50:18	0.06	-0.01	
3/12/2020 19:50:33	0.05	0.00	
3/12/2020 19:50:48	-0.09	-0.05	
3/12/2020 19:51:03	0.05	-0.02	
3/12/2020 19:51:18	0.08	0.02	
3/12/2020 19:51:33	0.04	-0.07	
3/12/2020 19:51:48	1.41	-0.03	
3/12/2020 19:52:03	18.43	0.27	
3/12/2020 19:52:18	19.98	0.15	
3/12/2020 19:52:33	20.20	0.21	
3/12/2020 19:52:48	20.29	0.27	
3/12/2020 19:53:03	20.18	0.15	
3/12/2020 19:53:18	20.21	0.22	
3/12/2020 19:53:33	20.24	0.18	
3/12/2020 19:53:48	20.33	0.20	
3/12/2020 19:54:03	20.18	0.14	
3/12/2020 19:54:18	20.22	0.04	
3/12/2020 19:54:33	20.30	0.21	
3/12/2020 19:54:48	20.42	0.29	

RM FIELD DATA

Client Medline
Location Waukegan, IL
Source EO Control System
Date 3/10/2020

Date/Time	Common Stk Temp. ºF	Common Stk ΔP (in H2O)	#2 Inlet Temp. ºF	#2 Inlet ΔP (in H2O)	#3 Inlet Temp. ºF	#3 Inlet ΔP (in H2O)
3/10/2020 6:42:02	75.43	0.59	64.06	2.93	113.79	4.50
3/10/2020 6:43:02	74.76	0.68	64.15	2.94	113.80	4.48
3/10/2020 6:44:02	75.46	0.60	64.20	2.94	113.77	4.46
3/10/2020 6:45:02	75.70	0.64	64.38	2.94	112.98	4.46
3/10/2020 6:46:02	75.31	0.57	65.49	2.94	112.52	4.45
3/10/2020 6:47:02	74.63	0.58	65.58	2.94	112.24	4.44
3/10/2020 6:48:02	75.48	0.60	65.34	2.95	113.48	4.43
3/10/2020 6:49:02	75.73	0.52	65.08	2.94	114.11	4.41
3/10/2020 6:50:02	75.29	0.58	65.57	2.93	113.86	4.40
3/10/2020 6:51:02	75.04	0.67	66.48	2.94	113.70	4.38
3/10/2020 6:52:02	75.63	0.60	66.88	2.94	112.44	4.37
3/10/2020 6:53:02	75.60	0.65	67.24	2.94	111.75	4.37
3/10/2020 6:54:02	74.76	0.64	66.54	2.94	112.14	4.36
3/10/2020 6:55:02	75.30	0.64	66.88	2.94	113.51	4.35
3/10/2020 6:56:02	75.71	0.60	67.40	2.94	114.34	4.34
3/10/2020 6:57:02	75.48	0.62	67.13	2.94	114.32	4.32
3/10/2020 6:58:02	74.83	0.65	66.82	2.94	113.83	4.30
3/10/2020 6:59:02	75.57	0.64	67.40	2.95	113.49	4.29
3/10/2020 7:00:02	75.66	0.59	67.83	2.94	112.77	4.28
3/10/2020 7:01:02	74.94	0.61	67.16	2.94	113.20	4.28
3/10/2020 7:02:02	75.16	0.65	67.21	2.95	113.64	4.26
3/10/2020 7:03:02	75.67	0.63	67.77	2.95	113.78	4.25
3/10/2020 7:04:02	75.49	0.58	67.67	2.94	112.90	4.23
3/10/2020 7:05:02	74.64	0.63	66.55	2.94	113.30	4.22
3/10/2020 7:06:02	75.53	0.62	67.27	2.94	114.64	4.21
3/10/2020 7:07:02	75.69	0.59	68.14	2.94	115.63	4.20
3/10/2020 7:08:02	75.18	0.64	68.17	2.93	115.77	4.17
3/10/2020 7:09:02	74.85	0.62	67.74	2.95	114.46	4.16
3/10/2020 7:10:02	75.57	0.63	68.69	2.97	112.83	4.14
3/10/2020 7:11:02	75.67	0.64	68.07	2.98	113.16	4.12
3/10/2020 7:12:02	75.10	0.60	67.85	2.99	113.37	4.11
3/10/2020 7:13:02	75.17	0.61	67.12	3.00	113.65	4.10
3/10/2020 7:14:02	75.66	0.62	67.44	3.02	113.78	4.09
3/10/2020 7:15:02	75.54	0.58	67.84	3.03	113.73	4.08
3/10/2020 7:16:02	74.65	0.66	68.01	3.02	112.81	4.07
3/10/2020 7:17:02	75.57	0.65	66.79	3.02	112.62	4.05
3/10/2020 7:18:02	75.70	0.58	67.45	3.03	113.33	4.04
3/10/2020 7:19:02	75.16	0.59	67.87	3.04	114.63	4.03
3/10/2020 7:20:02	74.97	0.57	67.49	3.02	114.81	4.01
3/10/2020 7:21:02	75.74	0.61	66.90	3.02	114.13	3.99
3/10/2020 7:22:02	75.73	0.59	67.15	3.04	112.95	3.98
3/10/2020 7:23:02	74.76	0.63	67.01	3.09	112.90	3.97
3/10/2020 7:24:02	75.30	0.62	66.68	3.16	112.98	3.94
3/10/2020 7:25:02	75.76	0.59	65.93	3.17	113.22	3.92
3/10/2020 7:26:02	75.41	0.57	66.10	3.25	112.65	3.90
3/10/2020 7:27:02	74.72	0.61	66.71	3.28	112.29	3.88
3/10/2020 7:28:02	75.50	0.63	66.89	3.27	113.00	3.88
3/10/2020 7:29:02	75.71	0.63	66.17	3.26	113.87	3.87
3/10/2020 7:30:02	75.05	0.59	65.44	3.27	114.90	3.85
3/10/2020 7:31:02	75.21	0.59	65.83	3.26	114.77	3.84
3/10/2020 7:32:02	75.66	0.57	66.32	3.27	113.97	3.84
3/10/2020 7:33:02	75.71	0.62	66.49	3.27	112.83	3.85
3/10/2020 7:34:02	74.80	0.60	66.42	3.27	113.29	3.83
3/10/2020 7:35:02	75.30	0.60	65.98	3.27	113.23	3.82
3/10/2020 7:36:02	75.71	0.61	65.39	3.28	113.28	3.79
3/10/2020 7:37:02	75.61	0.58	66.38	3.27	113.03	3.78
3/10/2020 7:38:02	74.72	0.56	66.36	3.27	111.83	3.77
3/10/2020 7:39:02	75.33	0.59	66.82	3.27	111.75	3.75
3/10/2020 7:40:02	75.70	0.58	66.67	3.27	113.00	3.74
3/10/2020 7:41:02	75.44	0.58	65.98	3.27	113.93	3.74
3/10/2020 7:42:02	74.85	0.59	65.92	3.27	114.24	3.73
3/10/2020 7:43:02	75.64	0.60	66.60	3.27	113.83	3.71
3/10/2020 7:44:02	75.68	0.62	66.81	3.28	114.28	3.70
3/10/2020 7:45:02	75.05	0.59	66.88	3.27	113.83	3.68
3/10/2020 7:46:02	75.13	0.56	66.48	3.27	113.89	3.67
3/10/2020 7:47:02	75.67	0.58	65.77	3.28	113.42	3.65

RM FIELD DATA

Client Medline
Location Waukegan, IL
Source EO Control System
Date 3/10/2020

Date/Time	Common Stk Temp. ºF	Common Stk ΔP (in H2O)	#2 Inlet Temp. ºF	#2 Inlet ΔP (in H2O)	#3 Inlet Temp. ºF	#3 Inlet ΔP (in H2O)
3/10/2020 7:48:02	75.53	0.57	66.24	3.28	112.67	3.64
3/10/2020 7:49:02	74.79	0.61	67.30	3.27	113.24	3.63
3/10/2020 7:50:02	75.45	0.59	67.29	3.27	114.25	3.62
3/10/2020 7:51:02	75.68	0.61	66.65	3.27	114.95	0.00
3/10/2020 7:52:02	75.13	0.62	66.60	3.28	114.72	0.00
3/10/2020 7:53:02	75.00	0.57	66.62	3.30	113.86	0.00
3/10/2020 7:54:02	75.69	0.65	67.75	3.35	113.46	0.00
3/10/2020 7:55:02	75.78	0.58	67.81	3.37	114.03	0.00
3/10/2020 7:56:02	74.85	0.62	67.04	3.39	113.68	0.00
3/10/2020 7:57:02	75.33	0.66	68.25	3.41	113.71	0.00
3/10/2020 7:58:02	75.76	0.59	68.79	3.43	112.54	0.00
3/10/2020 7:59:02	75.33	0.60	68.16	3.43	110.67	0.00
3/10/2020 8:00:02	74.98	0.58	68.49	3.42	104.59	0.00
3/10/2020 8:01:02	75.62	0.63	69.30	3.42	66.60	0.00
3/10/2020 8:02:02	75.65	0.61	69.96	3.42	108.20	0.00
3/10/2020 8:03:02	74.81	0.60	68.58	3.42	107.14	0.00
3/10/2020 8:04:02	75.38	0.62	69.21	3.43	67.97	0.00
3/10/2020 8:05:02	75.64	0.60	69.21	3.41	44.10	0.67
3/10/2020 8:06:02	75.61	0.55	69.22	3.41	108.02	0.43
3/10/2020 8:07:02	74.70	0.61	67.83	3.41	113.75	0.40
3/10/2020 8:08:02	75.41	0.59	67.33	3.47	113.15	0.41
3/10/2020 8:09:02	75.70	0.58	67.31	3.53	112.63	0.41
3/10/2020 8:10:02	75.28	0.61	67.19	3.60	112.73	0.37
3/10/2020 8:11:02	75.04	0.63	46.95	4.71	113.19	0.44
3/10/2020 8:12:02	75.78	0.62	40.09	0.04	113.17	0.34
3/10/2020 8:13:02	75.63	0.60	37.72	0.04	113.80	0.40
3/10/2020 8:14:02	74.68	0.65	36.45	0.06	113.69	0.38
3/10/2020 8:15:02	75.31	0.60	55.95	0.14	113.13	0.37
3/10/2020 8:16:02	76.09	0.59	62.48	0.14	113.43	0.39
3/10/2020 8:17:02	75.31	0.63	65.16	0.14	114.62	0.42
3/10/2020 8:18:02	74.93	0.59	65.82	0.14	114.96	0.42
3/10/2020 8:19:02	75.57	0.60	65.58	0.13	113.52	0.42
3/10/2020 8:20:02	75.64	0.59	66.52	0.14	112.63	0.43
3/10/2020 8:21:02	75.09	0.59	66.81	0.14	112.63	0.39
3/10/2020 8:22:02	75.54	0.58	66.59	0.12	113.48	0.40
3/10/2020 8:23:02	75.91	0.59	65.47	0.14	113.77	0.42
3/10/2020 8:24:02	75.75	0.59	66.51	0.14	113.68	0.43
3/10/2020 8:25:02	75.28	0.61	66.90	0.14	112.76	0.40
3/10/2020 8:26:02	76.10	0.59	67.12	0.14	112.57	0.38
3/10/2020 8:27:02	75.97	0.60	66.76	0.13	113.72	0.40
3/10/2020 8:28:02	75.19	0.59	67.48	0.14	114.56	0.44
3/10/2020 8:29:02	76.07	0.60	67.86	0.14	115.78	0.43
3/10/2020 8:30:02	75.60	0.55	67.35	0.14	115.09	0.39
3/10/2020 8:31:02	75.11	0.61	67.02	0.14	113.83	0.36
3/10/2020 8:32:02	75.92	0.63	67.92	0.15	112.79	0.41
3/10/2020 8:33:02	75.73	0.63	67.80	0.13	113.46	0.41
3/10/2020 8:34:02	75.36	0.62	67.13	0.14	113.91	0.44
3/10/2020 8:35:02	75.54	0.58	67.58	0.14	113.76	0.40
3/10/2020 8:36:02	76.18	0.59	68.15	0.14	113.10	0.41
3/10/2020 8:37:02	75.50	0.63	67.68	0.14	112.06	0.41
3/10/2020 8:38:02	75.72	0.57	67.02	0.13	111.35	0.40
3/10/2020 8:39:02	76.21	0.60	67.84	0.13	112.12	0.43
3/10/2020 8:40:02	75.55	0.60	68.10	0.14	113.25	0.43
3/10/2020 8:41:02	75.64	0.64	67.94	0.13	114.27	0.38
3/10/2020 8:42:02	76.16	0.62	68.88	0.14	114.11	0.43
3/10/2020 8:43:02	75.83	0.57	69.17	0.14	113.78	0.44
3/10/2020 8:44:02	75.57	0.60	67.76	0.13	112.75	0.42
3/10/2020 8:45:02	76.16	0.61	68.69	0.14	113.38	0.44
3/10/2020 8:46:02	75.69	0.61	67.85	0.14	113.80	0.42
3/10/2020 8:47:02	75.50	0.58	67.87	0.13	113.76	0.44
3/10/2020 8:48:02	76.16	0.60	68.69	0.14	113.11	0.41
3/10/2020 8:49:02	75.74	0.64	68.97	0.14	112.31	0.38
3/10/2020 8:50:02	75.45	0.61	68.01	0.14	111.72	0.38
3/10/2020 8:51:02	76.16	0.59	68.08	0.14	112.25	0.44
3/10/2020 8:52:02	75.77	0.62	68.01	0.14	112.67	0.44
3/10/2020 8:53:02	75.48	0.61	67.45	0.14	112.86	0.43

RM FIELD DATA

Client Medline
Location Waukegan, IL
Source EO Control System
Date 3/10/2020

Date/Time	Common Stk Temp. ºF	Common Stk ΔP (in H2O)	#2 Inlet Temp. ºF	#2 Inlet ΔP (in H2O)	#3 Inlet Temp. ºF	#3 Inlet ΔP (in H2O)
3/10/2020 8:54:02	76.14	0.58	67.29	0.14	113.01	0.42
3/10/2020 8:55:02	75.77	0.57	67.78	0.14	112.39	0.44
3/10/2020 8:56:02	75.47	0.60	67.60	0.14	112.36	0.39
3/10/2020 8:57:02	76.17	0.58	67.07	0.13	113.26	0.40
3/10/2020 8:58:02	75.85	0.57	67.65	0.14	113.26	0.41
3/10/2020 8:59:02	75.37	0.61	68.21	0.13	113.20	0.42
3/10/2020 9:00:02	76.13	0.58	68.00	0.14	112.87	0.44
3/10/2020 9:01:02	76.33	0.70	66.96	0.14	111.70	0.50
3/10/2020 9:02:02	75.35	0.57	67.41	0.14	112.58	0.39
3/10/2020 9:03:02	76.13	0.62	67.77	0.14	113.66	0.42
3/10/2020 9:04:02	75.90	0.61	67.06	0.13	114.31	0.41
3/10/2020 9:05:02	75.31	0.61	66.95	0.14	114.52	0.38
3/10/2020 9:06:02	76.12	0.58	67.32	0.13	113.88	0.40
3/10/2020 9:07:02	76.17	0.57	68.20	0.14	113.31	0.38
3/10/2020 9:08:02	75.22	0.62	68.37	0.14	113.34	0.40
3/10/2020 9:09:02	76.08	0.57	67.79	0.14	113.77	0.35
3/10/2020 9:10:02	75.99	0.61	68.50	0.14	114.01	0.39
3/10/2020 9:11:02	75.08	0.59	68.72	0.13	113.58	0.39
3/10/2020 9:12:02	75.92	0.60	67.87	0.14	112.97	0.40
3/10/2020 9:13:02	76.09	0.60	68.28	0.14	112.88	0.38
3/10/2020 9:14:02	75.25	0.58	69.12	0.14	113.69	0.47
3/10/2020 9:15:02	75.89	0.58	69.13	0.14	114.65	0.40
3/10/2020 9:16:02	76.15	0.54	68.35	0.14	114.90	0.43
3/10/2020 9:17:02	75.36	0.57	68.49	0.14	114.39	0.39
3/10/2020 9:18:02	75.80	0.59	68.74	0.13	113.75	0.39
3/10/2020 9:19:02	76.13	0.60	68.25	0.14	113.04	0.39
3/10/2020 9:20:02	75.39	0.58	68.00	0.14	112.18	0.44
3/10/2020 9:21:02	75.76	0.58	68.59	0.14	112.67	0.36
3/10/2020 9:22:02	76.16	0.58	68.21	0.14	113.19	0.41
3/10/2020 9:23:02	75.49	0.59	69.07	0.14	113.27	0.43
3/10/2020 9:24:02	75.73	0.59	68.57	0.14	112.69	0.46
3/10/2020 9:25:02	76.13	0.60	68.39	0.14	113.01	0.41
3/10/2020 9:26:02	75.63	0.58	69.20	0.14	113.28	0.42
3/10/2020 9:27:02	75.56	0.60	68.21	0.14	114.20	0.43
3/10/2020 9:28:02	76.19	0.57	68.06	0.14	114.88	0.39
3/10/2020 9:29:02	75.76	0.59	68.69	0.14	114.41	0.40
3/10/2020 9:30:02	75.41	0.62	68.44	0.14	114.41	0.42
3/10/2020 9:31:02	76.14	0.65	68.49	0.13	114.35	0.39
3/10/2020 9:32:02	75.86	0.61	69.15	0.14	114.20	0.42
3/10/2020 9:33:02	75.37	0.60	68.77	0.14	113.31	0.43
3/10/2020 9:34:02	76.13	0.57	68.67	0.14	112.67	0.46
3/10/2020 9:35:02	75.86	0.57	68.74	0.14	112.70	0.41
3/10/2020 9:36:02	75.30	0.65	68.38	0.13	113.54	0.40
3/10/2020 9:37:02	76.08	0.57	68.63	0.13	114.43	0.40
3/10/2020 9:38:02	75.94	0.57	69.47	0.14	114.87	0.39
3/10/2020 9:39:02	75.26	0.63	69.76	0.14	115.00	0.39
3/10/2020 9:40:02	76.04	0.56	69.57	0.14	114.15	0.41
3/10/2020 9:41:02	76.01	0.60	70.12	0.14	113.18	0.41
3/10/2020 9:42:02	75.12	0.58	70.73	0.14	113.40	0.39
3/10/2020 9:43:02	75.99	0.59	70.29	0.14	113.60	0.45
3/10/2020 9:44:02	76.08	0.65	69.04	0.14	113.83	0.37
3/10/2020 9:45:02	75.15	0.58	69.08	0.14	114.23	0.43
3/10/2020 9:46:02	75.98	0.59	69.17	0.13	113.93	0.39
3/10/2020 9:47:02	76.10	0.62	68.22	0.13	113.65	0.41
3/10/2020 9:48:02	75.61	0.60	68.29	0.14	113.42	0.40
3/10/2020 9:49:02	75.86	0.56	68.72	0.14	112.74	0.42
3/10/2020 9:50:02	76.15	0.59	67.85	0.13	113.33	0.41
3/10/2020 9:51:02	75.35	0.59	67.85	0.14	114.53	0.42
3/10/2020 9:52:02	75.91	0.60	68.31	0.14	115.31	0.41
3/10/2020 9:53:02	76.38	0.64	68.27	0.14	115.25	0.40
3/10/2020 9:54:02	75.82	0.60	68.65	0.14	115.46	0.40
3/10/2020 9:55:02	75.54	0.59	68.75	0.14	115.44	0.40
3/10/2020 9:56:02	76.17	0.61	67.99	0.14	115.17	0.43
3/10/2020 9:57:02	75.77	0.63	67.60	0.14	114.61	0.41
3/10/2020 9:58:02	75.45	0.57	68.74	0.14	114.73	0.44
3/10/2020 9:59:02	76.14	0.59	68.53	0.14	114.14	0.42

RM FIELD DATA

Client Medline
Location Waukegan, IL
Source EO Control System
Date 3/10/2020

Date/Time	Common Stk Temp. ºF	Common Stk ΔP (in H2O)	#2 Inlet Temp. ºF	#2 Inlet ΔP (in H2O)	#3 Inlet Temp. ºF	#3 Inlet ΔP (in H2O)
3/10/2020 10:00:02	75.93	0.63	68.94	0.14	113.95	0.43
3/10/2020 10:01:02	75.71	0.57	69.22	0.14	114.01	0.43
3/10/2020 10:02:02	76.19	0.62	67.78	0.14	114.32	0.39
3/10/2020 10:03:02	76.49	0.64	68.95	0.14	113.55	0.34
3/10/2020 10:04:02	75.85	0.61	68.93	0.14	112.85	0.41
3/10/2020 10:05:02	76.10	0.59	68.48	0.13	112.90	0.44
3/10/2020 10:06:02	76.60	0.59	68.76	0.13	113.55	0.37
3/10/2020 10:07:02	76.36	0.59	69.36	0.14	114.33	0.42
3/10/2020 10:08:02	75.69	0.58	69.38	0.14	115.21	0.38
3/10/2020 10:09:02	76.44	0.62	68.95	0.14	115.47	0.41
3/10/2020 10:10:02	76.55	0.58	68.84	0.14	114.67	0.40
3/10/2020 10:11:02	76.00	0.55	70.51	0.14	114.32	0.39
3/10/2020 10:12:02	76.20	0.58	70.41	0.14	114.18	0.40
3/10/2020 10:13:02	76.72	0.61	69.34	0.14	114.98	0.40
3/10/2020 10:14:02	76.32	0.59	69.53	0.14	116.10	0.40
3/10/2020 10:15:02	75.57	0.64	69.34	0.15	115.80	0.49
3/10/2020 10:16:02	76.46	0.64	69.32	0.14	115.17	0.39
3/10/2020 10:17:02	76.75	0.61	68.65	0.14	114.28	0.39
3/10/2020 10:18:02	75.94	0.58	69.58	0.14	114.20	0.41
3/10/2020 10:19:02	76.23	0.59	69.40	0.13	114.77	0.43
3/10/2020 10:20:02	76.63	0.58	69.22	0.14	114.72	0.42
3/10/2020 10:21:02	76.27	0.63	68.50	0.14	115.25	0.39
3/10/2020 10:22:02	75.96	0.57	68.65	0.14	115.01	0.42
3/10/2020 10:23:02	76.20	0.60	68.45	0.14	114.22	0.39
3/10/2020 10:24:02	76.03	0.59	67.83	0.14	114.47	0.40
3/10/2020 10:25:02	75.13	0.61	67.76	0.15	114.60	0.38
3/10/2020 10:26:02	76.06	0.59	68.54	0.14	113.92	0.45
3/10/2020 10:27:02	76.21	0.63	68.70	0.12	113.67	0.42
3/10/2020 10:28:02	75.73	0.60	68.15	0.13	113.11	0.47
3/10/2020 10:29:02	76.11	0.61	68.82	0.14	112.47	0.38
3/10/2020 10:30:02	76.41	0.58	69.25	0.13	113.47	0.38
3/10/2020 10:31:02	76.34	0.58	69.43	0.14	114.81	0.38
3/10/2020 10:32:02	75.86	0.60	69.05	0.14	114.39	0.41
3/10/2020 10:33:02	76.62	0.57	68.21	0.14	115.14	0.38
3/10/2020 10:34:02	76.55	0.61	68.53	0.15	115.72	0.42
3/10/2020 10:35:02	75.56	0.59	68.66	0.14	115.69	0.42
3/10/2020 10:36:02	76.05	0.57	67.41	0.14	114.64	0.41
3/10/2020 10:37:02	76.79	0.60	67.01	0.14	114.57	0.43
3/10/2020 10:38:02	75.25	0.57	67.64	0.15	114.23	0.40
3/10/2020 10:39:02	75.77	0.61	67.76	0.13	114.37	0.42
3/10/2020 10:40:02	76.31	0.58	67.54	0.14	113.72	0.42
3/10/2020 10:41:02	75.47	0.61	67.07	0.14	113.61	0.40
3/10/2020 10:42:02	75.80	0.63	67.78	0.14	114.07	0.42
3/10/2020 10:43:02	76.25	0.56	68.00	0.14	114.94	0.42
3/10/2020 10:44:02	75.88	0.61	68.49	0.14	114.98	0.37
3/10/2020 10:45:02	75.37	0.61	68.31	0.14	115.19	0.42
3/10/2020 10:46:02	76.13	0.61	68.98	0.13	114.34	0.40
3/10/2020 10:47:02	75.95	0.58	69.40	0.14	113.72	0.46
3/10/2020 10:48:02	75.17	0.54	69.38	0.13	113.03	0.41
3/10/2020 10:49:02	76.04	0.57	69.75	0.14	112.29	0.41
3/10/2020 10:50:02	76.16	0.61	69.79	0.12	112.44	0.38
3/10/2020 10:51:02	75.22	0.61	69.33	0.13	113.31	0.42
3/10/2020 10:52:02	75.90	0.60	69.79	0.14	113.94	0.40
3/10/2020 10:53:02	76.14	0.55	69.48	0.14	114.17	0.37
3/10/2020 10:54:02	75.50	0.62	68.87	0.14	113.35	0.42
3/10/2020 10:55:02	75.75	0.59	69.66	0.14	112.56	0.41
3/10/2020 10:56:02	76.18	0.55	70.59	0.13	113.06	0.46
3/10/2020 10:57:02	75.82	0.60	70.87	0.13	113.62	0.39
3/10/2020 10:58:02	75.51	0.63	71.01	0.13	113.83	0.39
3/10/2020 10:59:02	76.31	0.58	71.71	0.14	113.10	0.40
3/10/2020 11:00:02	76.03	0.61	71.52	0.13	113.15	0.39
3/10/2020 11:01:02	75.24	0.57	71.29	0.13	113.24	0.45
3/10/2020 11:02:02	76.07	0.58	71.89	0.14	113.41	0.40
3/10/2020 11:03:02	76.59	0.56	72.07	0.14	114.47	0.42
3/10/2020 11:04:02	75.76	0.59	71.62	0.14	113.94	0.38
3/10/2020 11:05:02	76.55	0.60	72.45	0.13	113.43	0.39

RM FIELD DATA

Client Medline
Location Waukegan, IL
Source EO Control System
Date 3/10/2020

Date/Time	Common Stk Temp. ºF	Common Stk ΔP (in H2O)	#2 Inlet Temp. ºF	#2 Inlet ΔP (in H2O)	#3 Inlet Temp. ºF	#3 Inlet ΔP (in H2O)
3/10/2020 11:06:02	76.66	0.61	72.97	0.13	112.61	0.41
3/10/2020 11:07:02	75.92	0.59	73.64	0.14	112.00	0.39
3/10/2020 11:08:02	76.27	0.63	73.45	0.13	112.32	0.43
3/10/2020 11:09:02	76.83	0.57	74.23	0.14	113.22	0.41
3/10/2020 11:10:02	76.16	0.62	74.64	0.14	113.82	0.41
3/10/2020 11:11:02	76.01	0.60	74.40	0.13	113.89	0.41
3/10/2020 11:12:02	76.69	0.57	74.16	0.14	114.35	0.46
3/10/2020 11:13:02	76.52	0.61	73.76	0.14	113.41	0.40
3/10/2020 11:14:02	75.77	0.61	74.52	0.14	112.85	0.40
3/10/2020 11:15:02	76.54	0.62	75.05	0.14	112.87	0.46
3/10/2020 11:16:02	76.54	0.55	75.00	0.13	113.32	0.45
3/10/2020 11:17:02	75.70	0.65	74.33	0.14	113.23	0.39
3/10/2020 11:18:02	76.36	0.60	75.49	0.15	113.25	0.38
3/10/2020 11:19:02	76.63	0.60	77.07	0.13	112.90	0.48
3/10/2020 11:20:02	76.04	0.61	77.87	0.13	112.70	0.41
3/10/2020 11:21:02	76.30	0.60	79.23	0.14	112.99	0.43
3/10/2020 11:22:02	77.50	0.58	82.65	0.13	112.86	0.43
3/10/2020 11:23:02	76.23	0.64	83.21	0.14	112.70	0.42
3/10/2020 11:24:02	75.91	0.59	82.19	0.14	113.73	0.44
3/10/2020 11:25:02	77.02	0.58	81.26	0.14	112.58	0.44
3/10/2020 11:26:02	76.90	0.64	80.68	0.14	111.17	0.43
3/10/2020 11:27:02	75.67	0.59	81.35	0.13	111.38	0.39
3/10/2020 11:28:02	76.89	0.62	83.05	0.13	110.29	0.45
3/10/2020 11:29:02	76.73	0.64	83.71	0.14	110.70	0.37
3/10/2020 11:30:02	75.89	0.61	82.47	0.14	112.42	0.43
3/10/2020 11:31:02	76.62	0.63	81.65	0.14	112.75	0.41
3/10/2020 11:32:02	77.08	0.69	80.01	0.13	113.41	0.42
3/10/2020 11:33:02	76.50	0.63	80.29	0.13	114.94	0.41
3/10/2020 11:34:02	76.39	0.60	80.82	0.13	115.81	0.43
3/10/2020 11:35:02	77.03	0.59	81.80	0.13	114.76	0.42
3/10/2020 11:36:02	76.81	0.60	81.72	0.13	112.97	0.38
3/10/2020 11:37:02	76.12	0.65	80.53	0.14	113.00	0.43
3/10/2020 11:38:02	76.96	0.63	80.02	0.12	112.89	0.41
3/10/2020 11:39:02	76.96	0.63	80.00	0.14	113.30	0.42
3/10/2020 11:40:02	76.04	0.60	80.38	0.13	112.32	0.40
3/10/2020 11:41:02	76.72	0.58	82.18	0.13	110.77	0.40
3/10/2020 11:42:02	77.09	0.63	84.38	0.13	111.03	0.40
3/10/2020 11:43:02	76.50	0.59	86.55	0.14	112.17	0.41
3/10/2020 11:44:02	76.45	0.58	87.94	0.14	113.34	0.41
3/10/2020 11:45:02	77.08	0.58	86.27	0.13	115.26	0.44
3/10/2020 11:46:02	76.74	0.62	85.23	0.13	115.11	0.40
3/10/2020 11:47:02	76.15	0.63	85.48	0.15	115.22	0.39
3/10/2020 11:48:02	76.94	0.60	83.53	0.13	115.05	0.41
3/10/2020 11:49:02	76.99	0.61	82.88	0.13	113.88	0.43
3/10/2020 11:50:02	76.09	0.61	85.52	0.13	111.96	0.42
3/10/2020 11:51:02	76.76	0.60	87.79	0.14	109.66	0.43
3/10/2020 11:52:02	77.08	0.62	89.34	0.13	109.49	0.43
3/10/2020 11:53:02	76.68	0.63	89.42	0.13	108.78	0.40
3/10/2020 11:54:02	77.24	0.57	90.75	0.13	107.51	0.41
3/10/2020 11:55:02	77.49	0.59	90.68	0.15	108.95	0.43
3/10/2020 11:56:02	76.47	0.63	87.87	0.13	109.48	0.39
3/10/2020 11:57:02	77.42	0.63	86.84	0.13	110.52	0.44
3/10/2020 11:58:02	77.24	0.59	89.11	0.14	110.98	0.42
3/10/2020 11:59:02	76.83	0.62	88.82	0.14	110.15	0.41
3/10/2020 12:00:02	77.56	0.62	88.42	0.13	109.56	0.44
3/10/2020 12:01:02	76.91	0.64	87.35	0.13	109.06	0.38
3/10/2020 12:02:02	76.91	0.59	88.34	0.14	109.64	0.38
3/10/2020 12:03:02	77.49	0.60	89.85	0.14	109.84	0.43
3/10/2020 12:04:02	77.11	0.56	90.18	0.13	109.50	0.43
3/10/2020 12:05:02	77.12	0.58	89.91	0.14	109.55	0.42
3/10/2020 12:06:02	77.96	0.66	89.32	0.14	109.73	0.39
3/10/2020 12:07:02	77.63	0.62	89.49	0.13	110.23	0.41
3/10/2020 12:08:02	77.26	0.64	90.96	0.14	110.30	0.44
3/10/2020 12:09:02	77.53	0.59	93.09	0.14	110.09	0.42
3/10/2020 12:10:02	76.99	0.60	93.58	0.14	109.48	0.41
3/10/2020 12:11:02	77.27	0.59	91.47	0.14	109.18	0.45

RM FIELD DATA

Client Medline
Location Waukegan, IL
Source EO Control System
Date 3/10/2020

Date/Time	Common Stk Temp. ºF	Common Stk ΔP (in H2O)	#2 Inlet Temp. ºF	#2 Inlet ΔP (in H2O)	#3 Inlet Temp. ºF	#3 Inlet ΔP (in H2O)
3/10/2020 12:12:02	77.90	0.63	90.97	0.14	107.89	0.39
3/10/2020 12:13:02	77.71	0.58	91.16	0.14	109.09	0.41
3/10/2020 12:14:02	77.06	0.65	90.31	0.13	109.45	0.39
3/10/2020 12:15:02	77.88	0.63	89.43	0.13	109.53	0.43
3/10/2020 12:16:02	77.85	0.63	91.61	0.15	109.93	0.47
3/10/2020 12:17:02	76.91	0.64	92.93	0.14	110.46	0.39
3/10/2020 12:18:02	77.73	0.59	93.05	0.14	111.20	0.44
3/10/2020 12:19:02	77.89	0.64	93.99	0.14	110.81	0.40
3/10/2020 12:20:02	76.96	0.63	94.01	0.14	111.46	0.41
3/10/2020 12:21:02	77.71	0.60	92.77	0.13	111.92	0.41
3/10/2020 12:22:02	77.90	0.61	91.87	0.14	110.93	0.41
3/10/2020 12:23:02	77.42	0.58	91.51	0.14	111.64	0.42
3/10/2020 12:24:02	78.06	0.59	92.11	0.15	112.25	0.40
3/10/2020 12:25:02	78.41	0.57	92.00	0.14	113.25	0.41
3/10/2020 12:26:02	77.82	0.63	92.00	0.14	114.67	0.40
3/10/2020 12:27:02	77.76	0.64	92.27	0.14	116.18	0.37
3/10/2020 12:28:02	78.36	0.62	92.41	0.14	115.58	0.44
3/10/2020 12:29:02	78.10	0.62	92.14	0.13	113.70	0.37
3/10/2020 12:30:02	77.36	0.61	92.68	0.14	113.74	0.41
3/10/2020 12:31:02	78.21	0.63	92.07	0.14	112.79	0.43
3/10/2020 12:32:02	78.31	0.60	91.92	0.14	113.91	0.44
3/10/2020 12:33:02	77.52	0.61	93.56	0.14	114.13	0.42
3/10/2020 12:34:02	77.97	0.60	93.22	0.14	114.56	0.42
3/10/2020 12:35:02	78.37	0.60	93.15	0.14	114.61	0.46
3/10/2020 12:36:02	77.92	0.61	93.90	0.14	115.57	0.44
3/10/2020 12:37:02	77.59	0.60	92.55	0.14	117.43	0.45
3/10/2020 12:38:02	78.32	0.55	91.10	0.13	117.77	0.45
3/10/2020 12:39:02	78.64	0.62	91.30	0.14	118.67	0.38
3/10/2020 12:40:02	77.30	0.64	91.51	0.14	118.56	0.42
3/10/2020 12:41:02	78.17	0.60	91.66	0.14	118.07	0.40
3/10/2020 12:42:02	78.82	0.63	92.09	0.14	118.64	0.40
3/10/2020 12:43:02	78.50	0.64	93.93	0.13	119.23	0.41
3/10/2020 12:44:02	77.80	0.62	95.27	0.14	119.87	0.41
3/10/2020 12:45:02	78.51	0.60	95.77	0.14	121.84	0.47
3/10/2020 12:46:02	78.41	0.56	95.59	0.13	122.80	0.42
3/10/2020 12:47:02	78.10	0.58	95.49	0.14	123.57	0.43
3/10/2020 12:48:02	78.13	0.58	95.65	0.14	125.32	0.44
3/10/2020 12:49:02	78.74	0.62	94.62	0.13	124.46	0.41
3/10/2020 12:50:02	78.77	0.62	93.96	0.14	123.83	0.41
3/10/2020 12:51:02	77.83	0.66	94.25	0.14	125.15	0.41
3/10/2020 12:52:02	77.88	0.65	92.54	0.14	127.76	0.41
3/10/2020 12:53:02	78.41	0.62	90.81	0.14	129.03	0.45
3/10/2020 12:54:02	78.42	0.63	91.26	0.14	130.67	0.43
3/10/2020 12:55:02	77.79	0.62	92.20	0.14	133.00	0.46
3/10/2020 12:56:02	78.29	0.58	91.88	0.14	135.06	0.44
3/10/2020 12:57:02	78.25	0.60	90.73	0.14	136.68	0.36
3/10/2020 12:58:02	77.80	0.60	91.47	0.14	136.85	0.40
3/10/2020 12:59:02	78.37	0.61	91.84	0.14	135.49	0.44
3/10/2020 13:00:02	78.86	0.58	92.34	0.13	134.87	0.42
3/10/2020 13:01:02	78.69	0.61	92.34	0.13	133.93	0.42
3/10/2020 13:02:02	77.97	0.63	93.57	0.14	133.52	0.41
3/10/2020 13:03:02	78.43	0.61	92.27	0.14	133.65	0.43
3/10/2020 13:04:02	78.82	0.62	92.82	0.14	133.93	0.44
3/10/2020 13:05:02	78.45	0.60	92.73	0.13	132.79	0.46
3/10/2020 13:06:02	78.02	0.61	91.86	0.14	133.78	0.37
3/10/2020 13:07:02	78.81	0.62	91.52	0.13	133.95	0.37
3/10/2020 13:08:02	78.66	0.58	91.63	0.14	134.70	0.45
3/10/2020 13:09:02	77.77	0.64	90.98	0.14	135.12	0.40
3/10/2020 13:10:02	78.58	0.59	90.31	0.14	133.03	0.40
3/10/2020 13:11:02	78.79	0.60	91.14	0.13	131.93	0.42
3/10/2020 13:12:02	78.20	0.62	89.56	0.14	132.63	0.41
3/10/2020 13:13:02	78.26	0.61	90.08	0.14	133.75	0.43
3/10/2020 13:14:02	78.81	0.62	90.42	0.14	133.57	0.38
3/10/2020 13:15:02	78.64	0.64	90.18	0.13	133.45	0.40
3/10/2020 13:16:02	77.81	0.63	90.51	0.14	131.59	0.41
3/10/2020 13:17:02	78.58	0.58	90.45	0.14	129.83	0.38

RM FIELD DATA

Client Medline
Location Waukegan, IL
Source EO Control System
Date 3/10/2020

Date/Time	Common Stk Temp. ºF	Common Stk ΔP (in H2O)	#2 Inlet Temp. ºF	#2 Inlet ΔP (in H2O)	#3 Inlet Temp. ºF	#3 Inlet ΔP (in H2O)
3/10/2020 13:18:02	78.87	0.61	90.08	0.14	130.18	0.42
3/10/2020 13:19:02	78.43	0.59	91.61	0.14	129.94	0.44
3/10/2020 13:20:02	77.83	0.57	91.68	0.13	130.05	0.42
3/10/2020 13:21:02	79.07	0.62	91.41	0.14	128.17	0.41
3/10/2020 13:22:02	79.47	0.60	90.83	0.14	128.05	0.42
3/10/2020 13:23:02	79.03	0.63	92.49	0.14	127.24	0.37
3/10/2020 13:24:02	77.91	0.58	92.76	0.14	128.06	0.37
3/10/2020 13:25:02	78.62	0.58	91.46	0.14	129.86	0.38
3/10/2020 13:26:02	79.32	0.61	90.20	0.14	131.70	0.37
3/10/2020 13:27:02	78.49	0.61	91.09	0.14	133.45	0.38
3/10/2020 13:28:02	78.00	0.61	91.02	0.14	133.69	0.44
3/10/2020 13:29:02	79.07	0.57	90.82	0.14	134.38	0.43
3/10/2020 13:30:02	79.74	0.57	91.95	0.14	134.43	0.42
3/10/2020 13:31:02	78.73	0.61	92.68	0.14	133.60	0.42
3/10/2020 13:32:02	78.02	0.60	92.37	0.14	134.33	0.45
3/10/2020 13:33:02	78.79	0.55	90.72	0.13	136.06	0.42
3/10/2020 13:34:02	78.75	0.61	90.90	0.14	136.47	0.44
3/10/2020 13:35:02	77.84	0.60	90.69	0.13	136.05	0.47
3/10/2020 13:36:02	78.57	0.62	88.93	0.14	136.98	0.43
3/10/2020 13:37:02	78.86	0.61	88.95	0.15	138.06	0.42
3/10/2020 13:38:02	78.43	0.65	89.78	0.14	139.12	0.43
3/10/2020 13:39:02	78.69	0.57	89.45	0.14	139.49	0.41
3/10/2020 13:40:02	79.34	0.59	90.62	0.13	138.69	0.41
3/10/2020 13:41:02	79.10	0.59	91.63	0.14	137.61	0.39
3/10/2020 13:42:02	77.81	0.58	90.77	0.14	138.59	0.40
3/10/2020 13:43:02	78.58	0.60	90.37	0.13	140.81	0.41
3/10/2020 13:44:02	79.21	0.63	91.08	0.14	140.53	0.46
3/10/2020 13:45:02	78.17	0.60	90.51	0.13	140.16	0.40
3/10/2020 13:46:02	78.73	0.60	89.54	0.14	140.38	0.38
3/10/2020 13:47:02	79.29	0.62	90.23	0.13	140.75	0.41
3/10/2020 13:48:02	78.53	0.59	90.70	0.14	143.27	0.42
3/10/2020 13:49:02	78.03	0.60	89.88	0.14	145.50	0.43
3/10/2020 13:50:02	78.84	0.58	89.78	0.14	145.97	0.44
3/10/2020 13:51:02	78.84	0.60	90.22	0.14	145.63	0.39
3/10/2020 13:52:02	78.38	0.58	90.31	0.14	145.59	0.47
3/10/2020 13:53:02	78.90	0.59	89.98	0.14	144.61	0.43
3/10/2020 13:54:02	79.31	0.63	91.57	0.14	142.46	0.40
3/10/2020 13:55:02	78.33	0.58	91.42	0.14	142.03	0.39
3/10/2020 13:56:02	78.16	0.59	89.96	0.13	141.87	0.42
3/10/2020 13:57:02	78.80	0.58	91.43	0.14	141.71	0.38
3/10/2020 13:58:02	78.97	0.57	91.46	0.14	142.76	0.40
3/10/2020 13:59:02	77.91	0.60	90.58	0.14	143.89	0.44
3/10/2020 14:00:02	78.49	0.60	90.50	0.14	144.33	0.43
3/10/2020 14:01:02	79.02	0.66	89.72	0.14	144.90	0.45
3/10/2020 14:02:02	79.09	0.59	88.27	0.14	143.84	0.39
3/10/2020 14:03:02	78.35	0.62	89.65	0.14	143.36	0.47
3/10/2020 14:04:02	79.05	0.57	90.05	0.14	142.54	0.40
3/10/2020 14:05:02	79.29	0.55	89.47	0.13	140.81	0.41
3/10/2020 14:06:02	78.57	0.60	90.32	0.14	141.41	0.44
3/10/2020 14:07:02	78.73	0.60	89.44	0.13	141.71	0.41
3/10/2020 14:08:02	79.27	0.65	90.03	0.14	141.67	0.40
3/10/2020 14:09:02	78.56	0.63	90.25	0.14	141.76	0.39
3/10/2020 14:10:02	78.33	0.59	88.38	0.14	142.56	0.42
3/10/2020 14:11:02	79.28	0.62	89.49	0.14	144.60	0.42
3/10/2020 14:12:02	79.30	0.59	90.19	0.14	146.09	0.44
3/10/2020 14:13:02	78.54	0.60	88.92	0.14	147.05	0.41
3/10/2020 14:14:02	78.79	0.58	89.42	0.15	147.76	0.41
3/10/2020 14:15:02	79.29	0.60	89.67	0.13	146.52	0.39
3/10/2020 14:16:02	78.88	0.57	89.58	0.14	146.72	0.37
3/10/2020 14:17:02	78.53	0.56	90.21	0.14	146.73	0.34
3/10/2020 14:18:02	79.43	0.62	91.17	0.14	147.34	0.43
3/10/2020 14:19:02	79.07	0.61	90.26	0.14	147.91	0.42
3/10/2020 14:20:02	78.19	0.63	90.03	0.13	146.96	0.44
3/10/2020 14:21:02	79.01	0.58	90.38	0.14	147.03	0.41
3/10/2020 14:22:02	79.36	0.60	90.22	0.13	146.40	0.45
3/10/2020 14:23:02	78.94	0.63	89.66	0.14	146.51	0.41

RM FIELD DATA

Client Medline
Location Waukegan, IL
Source EO Control System
Date 3/10/2020

Date/Time	Common Stk Temp. ºF	Common Stk ΔP (in H2O)	#2 Inlet Temp. ºF	#2 Inlet ΔP (in H2O)	#3 Inlet Temp. ºF	#3 Inlet ΔP (in H2O)
3/10/2020 14:24:02	78.72	0.59	90.79	0.14	145.60	0.44
3/10/2020 14:25:02	79.29	0.62	91.18	0.14	145.77	0.38
3/10/2020 14:26:02	79.10	0.59	90.47	0.13	146.09	0.39
3/10/2020 14:27:02	78.35	0.64	90.64	0.14	146.10	0.40
3/10/2020 14:28:02	79.35	0.55	91.60	0.14	146.11	0.44
3/10/2020 14:29:02	79.21	0.64	90.58	0.13	147.68	0.40
3/10/2020 14:30:02	78.44	0.59	90.51	0.14	148.14	0.45
3/10/2020 14:31:02	79.04	0.62	91.57	0.14	146.95	0.40
3/10/2020 14:32:02	79.31	0.64	91.44	0.15	145.49	0.41
3/10/2020 14:33:02	79.53	0.61	90.70	0.14	144.68	0.42
3/10/2020 14:34:02	78.76	0.57	91.88	0.14	144.34	0.43
3/10/2020 14:35:02	78.91	0.63	91.74	0.14	145.69	0.42
3/10/2020 14:36:02	79.83	0.61	90.88	0.14	147.89	0.44
3/10/2020 14:37:02	79.25	0.61	90.53	0.14	148.31	0.40
3/10/2020 14:38:02	79.10	0.62	91.05	0.14	149.41	0.42
3/10/2020 14:39:02	79.24	0.60	90.39	0.14	149.42	0.42
3/10/2020 14:40:02	79.48	0.61	88.82	0.14	148.63	0.45
3/10/2020 14:41:02	78.26	0.60	89.83	0.14	147.04	0.37
3/10/2020 14:42:02	79.07	0.62	89.48	0.14	145.90	0.45
3/10/2020 14:43:02	79.30	0.57	89.96	0.14	147.38	0.42
3/10/2020 14:44:02	78.79	0.57	90.54	0.14	148.86	0.41
3/10/2020 14:45:02	79.12	0.59	89.22	0.13	149.13	0.43
3/10/2020 14:46:02	79.34	0.58	90.07	0.14	149.54	0.47
3/10/2020 14:47:02	78.99	0.61	90.18	0.14	149.59	0.43
3/10/2020 14:48:02	78.34	0.55	89.08	0.14	149.24	0.40
3/10/2020 14:49:02	79.30	0.61	89.20	0.14	149.56	0.37
3/10/2020 14:50:02	79.22	0.64	88.20	0.14	152.09	0.41
3/10/2020 14:51:02	78.29	0.60	86.71	0.15	153.58	0.39
3/10/2020 14:52:02	79.00	0.61	86.83	0.14	152.62	0.39
3/10/2020 14:53:02	79.28	0.64	86.96	0.14	150.69	0.39
3/10/2020 14:54:02	78.50	0.60	86.89	0.14	149.79	0.45
3/10/2020 14:55:02	78.91	0.61	87.08	0.13	150.09	0.42
3/10/2020 14:56:02	79.30	0.61	86.93	0.14	150.69	0.47
3/10/2020 14:57:02	78.65	0.59	88.23	0.14	151.60	0.41
3/10/2020 14:58:02	78.66	0.63	89.37	0.14	152.64	0.39
3/10/2020 14:59:02	79.22	0.64	88.44	0.14	152.07	0.45
3/10/2020 15:00:02	79.22	0.58	87.86	0.14	151.29	0.39
3/10/2020 15:01:02	78.39	0.57	88.65	0.13	151.41	0.43
3/10/2020 15:02:02	79.21	0.66	88.81	0.14	152.44	0.43
3/10/2020 15:03:02	79.30	0.60	88.19	0.14	153.90	0.36
3/10/2020 15:04:02	78.47	0.61	87.70	0.14	153.68	0.44
3/10/2020 15:05:02	79.01	0.59	88.18	0.14	153.49	0.43
3/10/2020 15:06:02	79.27	0.62	88.36	0.14	152.24	0.37
3/10/2020 15:07:02	78.65	0.60	87.76	0.13	152.64	0.41
3/10/2020 15:08:02	78.77	0.60	87.22	0.13	152.32	0.42
3/10/2020 15:09:02	79.37	0.60	86.48	0.14	152.58	0.43
3/10/2020 15:10:02	79.08	0.61	87.00	0.14	152.85	0.45
3/10/2020 15:11:02	78.72	0.63	87.35	0.14	153.04	0.47
3/10/2020 15:12:02	79.22	0.57	87.47	0.14	153.05	0.43
3/10/2020 15:13:02	79.01	0.62	88.22	0.14	154.61	0.37
3/10/2020 15:14:02	78.29	0.61	87.49	0.14	155.87	0.40
3/10/2020 15:15:02	79.11	0.58	87.79	0.14	155.21	0.39
3/10/2020 15:16:02	79.37	0.59	87.91	0.14	153.92	0.43
3/10/2020 15:17:02	78.25	0.58	87.89	0.14	151.50	0.42
3/10/2020 15:18:02	79.06	0.64	87.19	0.14	151.44	0.43
3/10/2020 15:19:02	79.45	0.62	86.37	0.14	151.06	0.43
3/10/2020 15:20:02	78.63	0.60	88.35	0.14	151.53	0.42
3/10/2020 15:21:02	79.14	0.60	89.78	0.15	151.32	0.41
3/10/2020 15:22:02	79.56	0.57	89.86	0.14	151.19	0.42
3/10/2020 15:23:02	78.71	0.63	89.20	0.14	152.54	0.43
3/10/2020 15:24:02	78.78	0.58	89.19	0.14	153.97	0.41
3/10/2020 15:25:02	80.29	0.59	88.07	0.14	155.21	0.42
3/10/2020 15:26:02	78.91	0.61	86.56	0.14	154.96	0.46
3/10/2020 15:27:02	78.58	0.59	85.57	0.13	154.35	0.39
3/10/2020 15:28:02	79.26	0.58	86.19	0.14	153.40	0.41
3/10/2020 15:29:02	79.14	0.58	86.50	0.14	152.56	0.36

RM FIELD DATA

Client Medline
Location Waukegan, IL
Source EO Control System
Date 3/10/2020

Date/Time	Common Stk Temp. ºF	Common Stk ΔP (in H2O)	#2 Inlet Temp. ºF	#2 Inlet ΔP (in H2O)	#3 Inlet Temp. ºF	#3 Inlet ΔP (in H2O)
3/10/2020 15:30:02	78.10	0.58	85.34	0.13	150.90	0.43
3/10/2020 15:31:02	79.07	0.56	85.98	0.14	150.18	0.38
3/10/2020 15:32:02	79.21	0.56	86.05	0.14	149.18	0.42
3/10/2020 15:33:02	78.15	0.61	86.31	0.15	149.02	0.41
3/10/2020 15:34:02	78.26	0.57	84.32	0.14	148.10	0.44
3/10/2020 15:35:02	78.79	0.65	82.32	0.14	147.59	0.43
3/10/2020 15:36:02	78.58	0.60	82.77	0.13	146.67	0.41
3/10/2020 15:37:02	77.84	0.59	83.92	0.14	145.24	0.45
3/10/2020 15:38:02	78.54	0.58	84.01	0.14	143.96	0.37
3/10/2020 15:39:02	79.04	0.60	84.89	0.14	144.37	0.38
3/10/2020 15:40:02	78.44	0.56	84.38	0.15	144.81	0.39
3/10/2020 15:41:02	77.92	0.63	83.88	0.14	144.69	0.41
3/10/2020 15:42:02	78.72	0.65	82.97	0.14	143.10	0.42
3/10/2020 15:43:02	78.82	0.55	82.33	0.14	142.74	0.39
3/10/2020 15:44:02	78.32	0.62	83.49	0.15	142.65	0.44
3/10/2020 15:45:02	77.98	0.63	84.01	0.14	142.72	0.44
3/10/2020 15:46:02	78.76	0.56	82.54	0.15	142.71	0.37
3/10/2020 15:47:02	78.81	0.63	82.90	0.14	141.26	0.42
3/10/2020 15:48:02	78.10	0.55	82.28	0.14	139.86	0.43
3/10/2020 15:49:02	78.32	0.61	81.93	0.14	137.91	0.42
3/10/2020 15:50:02	78.84	0.64	82.69	0.13	139.30	0.41
3/10/2020 15:51:02	78.63	0.60	84.34	0.14	139.50	0.40
3/10/2020 15:52:02	77.39	0.62	84.04	0.14	138.13	0.44
3/10/2020 15:53:02	78.33	0.60	83.82	0.14	137.18	0.36
3/10/2020 15:54:02	78.25	0.61	84.83	0.14	137.66	0.41
3/10/2020 15:55:02	77.37	0.61	85.85	0.14	139.27	0.38
3/10/2020 15:56:02	78.29	0.58	85.94	0.15	140.43	0.42
3/10/2020 15:57:02	78.27	0.60	85.33	0.14	141.49	0.41
3/10/2020 15:58:02	77.38	0.65	85.24	0.14	140.25	0.37
3/10/2020 15:59:02	78.29	0.61	85.46	0.14	139.11	0.44
3/10/2020 16:00:02	78.50	0.69	85.05	0.14	138.63	0.41
3/10/2020 16:01:02	77.39	0.60	85.76	0.14	139.12	0.41
3/10/2020 16:02:02	79.01	0.57	85.38	0.14	139.43	0.44
3/10/2020 16:03:02	78.27	0.61	83.99	0.15	138.42	0.44
3/10/2020 16:04:02	77.47	0.64	83.43	0.14	137.56	0.37
3/10/2020 16:05:02	78.28	0.56	83.51	0.14	136.07	0.42
3/10/2020 16:06:02	78.28	0.60	86.08	0.14	135.51	0.41
3/10/2020 16:07:02	77.43	0.61	86.69	0.14	136.00	0.38
3/10/2020 16:08:02	78.38	0.58	85.60	0.14	136.59	0.42
3/10/2020 16:09:02	78.18	0.57	86.09	0.14	136.72	0.44
3/10/2020 16:10:02	77.58	0.60	86.88	0.14	136.63	0.39
3/10/2020 16:11:02	78.30	0.57	86.61	0.14	137.78	0.44
3/10/2020 16:12:02	78.32	0.57	85.52	0.14	138.15	0.43
3/10/2020 16:13:02	77.36	0.60	83.71	0.13	137.54	0.40
3/10/2020 16:14:02	78.19	0.61	83.34	0.14	137.26	0.34
3/10/2020 16:15:02	78.36	0.57	82.33	0.15	136.23	0.45
3/10/2020 16:16:02	77.51	0.61	80.39	0.14	135.20	0.39
3/10/2020 16:17:02	78.08	0.63	79.38	0.14	134.33	0.46
3/10/2020 16:18:02	78.43	0.59	80.53	0.13	133.36	0.39
3/10/2020 16:19:02	77.73	0.58	83.07	0.15	131.98	0.41
3/10/2020 16:20:02	77.92	0.62	84.98	0.14	133.00	0.40
3/10/2020 16:21:02	78.40	0.57	85.23	0.14	135.13	0.40
3/10/2020 16:22:02	77.84	0.58	86.63	0.14	136.14	0.44
3/10/2020 16:23:02	77.84	0.59	87.93	0.15	137.42	0.42
3/10/2020 16:24:02	78.38	0.59	88.36	0.14	136.88	0.40
3/10/2020 16:25:02	78.03	0.58	88.30	0.14	135.29	0.39
3/10/2020 16:26:02	77.52	0.58	88.56	0.15	135.99	0.40
3/10/2020 16:27:02	78.34	0.56	88.31	0.14	137.05	0.45
3/10/2020 16:28:02	78.26	0.63	87.88	0.14	136.61	0.42
3/10/2020 16:29:02	77.37	0.60	86.91	0.14	135.86	0.42
3/10/2020 16:30:02	78.38	0.64	85.73	0.15	136.02	0.42
3/10/2020 16:31:02	78.43	0.61	82.55	0.14	135.63	0.41
3/10/2020 16:32:02	77.64	0.59	81.93	0.15	134.83	0.40
3/10/2020 16:33:02	78.22	0.59	81.47	0.14	133.85	0.37
3/10/2020 16:34:02	78.38	0.57	80.22	0.14	131.27	0.46
3/10/2020 16:35:02	77.97	0.60	79.43	0.15	130.21	0.40

RM FIELD DATA

Client Medline
Location Waukegan, IL
Source EO Control System
Date 3/10/2020

Date/Time	Common Stk Temp. ºF	Common Stk ΔP (in H2O)	#2 Inlet Temp. ºF	#2 Inlet ΔP (in H2O)	#3 Inlet Temp. ºF	#3 Inlet ΔP (in H2O)
3/10/2020 16:36:02	77.85	0.62	79.99	0.14	130.76	0.44
3/10/2020 16:37:02	78.39	0.62	80.54	0.14	130.53	0.46
3/10/2020 16:38:02	78.02	0.63	80.81	0.14	129.62	0.43
3/10/2020 16:39:02	77.52	0.59	81.43	0.14	128.48	0.35
3/10/2020 16:40:02	78.30	0.58	82.95	0.14	128.35	0.49
3/10/2020 16:41:02	78.42	0.62	84.62	0.14	128.30	0.45
3/10/2020 16:42:02	77.40	0.63	85.83	0.14	126.62	0.43
3/10/2020 16:43:02	78.21	0.60	85.42	0.14	125.64	0.42
3/10/2020 16:44:02	78.36	0.60	85.65	0.13	124.50	0.41
3/10/2020 16:45:02	77.53	0.55	86.94	0.14	124.72	0.38
3/10/2020 16:46:02	78.04	0.58	87.09	0.14	124.67	0.44
3/10/2020 16:47:02	78.40	0.57	86.15	0.13	123.25	0.43
3/10/2020 16:48:02	77.81	0.52	85.75	0.14	123.84	0.40
3/10/2020 16:49:02	77.82	0.60	85.55	0.14	123.80	0.42
3/10/2020 16:50:02	78.39	0.66	86.29	0.14	123.53	0.40
3/10/2020 16:51:02	78.10	0.63	86.72	0.14	122.86	0.40
3/10/2020 16:52:02	77.57	0.56	86.49	0.14	122.32	0.42
3/10/2020 16:53:02	78.34	0.60	87.43	0.14	121.31	0.43
3/10/2020 16:54:02	78.28	0.59	86.34	0.14	120.32	0.40
3/10/2020 16:55:02	77.37	0.56	85.11	0.14	119.79	0.46
3/10/2020 16:56:02	78.07	0.58	86.26	0.14	119.61	0.30
3/10/2020 16:57:02	78.39	0.55	85.91	0.14	120.48	0.41
3/10/2020 16:58:02	77.81	0.58	84.33	0.13	119.58	0.41
3/10/2020 16:59:02	77.85	0.60	83.10	0.14	120.32	0.41
3/10/2020 17:00:02	78.35	0.61	82.20	0.14	120.02	0.42
3/10/2020 17:01:02	78.08	0.63	82.64	0.14	119.39	0.44
3/10/2020 17:02:02	77.66	0.55	82.17	0.14	119.98	0.40
3/10/2020 17:03:02	78.36	0.62	81.71	0.14	119.96	0.40
3/10/2020 17:04:02	78.23	0.65	83.18	0.13	119.65	0.44
3/10/2020 17:05:02	77.34	0.61	85.02	0.14	119.60	0.40
3/10/2020 17:06:02	78.18	0.60	85.13	0.15	118.99	0.41
3/10/2020 17:07:02	78.38	0.64	83.53	0.13	119.21	0.44
3/10/2020 17:08:02	77.63	0.60	83.02	0.14	118.41	0.39
3/10/2020 17:09:02	78.04	0.58	82.95	0.14	119.12	0.44
3/10/2020 17:10:02	78.64	0.62	84.02	0.14	119.21	0.40
3/10/2020 17:11:02	77.94	0.62	84.99	0.14	119.11	0.40
3/10/2020 17:12:02	77.83	0.62	85.20	0.14	119.56	0.39
3/10/2020 17:13:02	78.39	0.57	85.44	0.14	119.16	0.43
3/10/2020 17:14:02	78.10	0.61	85.90	0.14	118.32	0.42
3/10/2020 17:15:02	77.48	0.59	85.61	0.14	117.03	0.42
3/10/2020 17:16:02	78.36	0.59	84.75	0.14	116.65	0.41
3/10/2020 17:17:02	78.42	0.62	84.85	0.14	116.72	0.42
3/10/2020 17:18:02	77.36	0.59	84.49	0.14	117.62	0.44
3/10/2020 17:19:02	78.36	0.59	83.88	0.13	117.81	0.40
3/10/2020 17:20:02	78.42	0.61	84.20	0.14	117.68	0.37
3/10/2020 17:21:02	77.41	0.57	84.82	0.14	118.05	0.42
3/10/2020 17:22:02	78.28	0.60	85.00	0.13	118.36	0.42
3/10/2020 17:23:02	78.35	0.59	84.67	0.13	118.72	0.44
3/10/2020 17:24:02	77.38	0.59	83.96	0.14	118.48	0.41
3/10/2020 17:25:02	78.57	0.60	83.94	0.15	117.79	0.41
3/10/2020 17:26:02	78.35	0.59	83.98	0.14	117.71	0.45
3/10/2020 17:27:02	77.37	0.61	84.49	0.14	118.00	0.45
3/10/2020 17:28:02	78.43	0.65	83.96	0.15	118.57	0.41
3/10/2020 17:29:02	78.28	0.61	83.24	0.14	119.99	0.43
3/10/2020 17:30:02	77.39	0.59	82.51	0.14	120.61	0.41
3/10/2020 17:31:02	78.30	0.60	82.84	0.14	120.05	0.43
3/10/2020 17:32:02	78.33	0.59	83.06	0.14	119.65	0.42
3/10/2020 17:33:02	77.42	0.57	82.74	0.14	118.94	0.40
3/10/2020 17:34:02	78.36	0.59	81.71	0.13	119.52	0.47
3/10/2020 17:35:02	78.22	0.58	81.06	0.14	119.91	0.43
3/10/2020 17:36:02	77.49	0.61	81.65	0.14	120.04	0.45
3/10/2020 17:37:02	78.34	0.58	81.35	0.15	119.42	0.39
3/10/2020 17:38:02	78.15	0.59	80.18	0.13	118.73	0.42
3/10/2020 17:39:02	77.48	0.63	79.94	0.14	118.52	0.40
3/10/2020 17:40:02	78.35	0.57	80.00	0.14	118.04	0.43
3/10/2020 17:41:02	78.20	0.61	79.56	0.14	118.48	0.43

RM FIELD DATA

Client Medline
Location Waukegan, IL
Source EO Control System
Date 3/10/2020

Date/Time	Common Stk Temp. ºF	Common Stk ΔP (in H2O)	#2 Inlet Temp. ºF	#2 Inlet ΔP (in H2O)	#3 Inlet Temp. ºF	#3 Inlet ΔP (in H2O)
3/10/2020 17:42:02	77.49	0.61	78.63	0.13	118.18	0.43
3/10/2020 17:43:02	78.34	0.64	79.09	0.14	119.09	0.39
3/10/2020 17:44:02	78.26	0.57	79.63	0.14	119.53	0.39
3/10/2020 17:45:02	77.42	0.58	79.37	0.14	119.60	0.43
3/10/2020 17:46:02	78.38	0.60	78.14	0.14	119.39	0.40
3/10/2020 17:47:02	78.21	0.58	78.47	0.13	119.22	0.39
3/10/2020 17:48:02	77.72	0.60	78.16	0.14	118.95	0.39
3/10/2020 17:49:02	78.33	0.60	77.92	0.15	118.64	0.42
3/10/2020 17:50:02	78.22	0.64	77.77	0.15	119.10	0.41
3/10/2020 17:51:02	77.57	0.63	78.21	0.14	120.09	0.42
3/10/2020 17:52:02	78.41	0.60	77.95	0.15	120.82	0.44
3/10/2020 17:53:02	78.24	0.58	77.29	0.14	120.78	0.40
3/10/2020 17:54:02	77.33	0.60	78.07	0.14	120.37	0.44
3/10/2020 17:55:02	78.19	0.60	77.79	0.14	118.69	0.43
3/10/2020 17:56:02	78.87	0.58	77.10	0.14	117.94	0.40
3/10/2020 17:57:02	77.51	0.61	76.32	0.15	117.23	0.41
3/10/2020 17:58:02	78.06	0.60	76.79	0.14	117.57	0.30
3/10/2020 17:59:02	78.49	0.60	77.03	0.13	117.85	0.41
3/10/2020 18:00:02	77.88	0.66	76.01	0.13	117.56	0.41
3/10/2020 18:01:02	77.82	0.58	75.96	0.14	117.75	0.43
3/10/2020 18:02:02	78.16	0.59	76.41	0.14	117.75	0.48
3/10/2020 18:03:02	77.71	0.61	76.11	0.14	118.54	0.48
3/10/2020 18:04:02	77.62	0.61	75.29	0.13	119.34	0.44
3/10/2020 18:05:02	78.91	0.64	75.80	0.15	119.07	0.45
3/10/2020 18:06:02	77.81	0.61	76.22	0.14	118.65	0.40
3/10/2020 18:07:02	77.43	0.59	76.19	0.14	118.37	0.40
3/10/2020 18:08:02	78.15	0.55	76.02	0.14	118.18	0.41
3/10/2020 18:09:02	77.89	0.53	76.32	0.14	119.15	0.37
3/10/2020 18:10:02	77.39	0.60	77.15	0.14	119.52	0.43
3/10/2020 18:11:02	77.96	0.60	76.86	0.14	120.51	0.44
3/10/2020 18:12:02	77.95	0.58	75.90	0.14	121.00	0.42
3/10/2020 18:13:02	77.18	0.61	75.96	0.15	120.64	0.34
3/10/2020 18:14:02	78.05	0.55	76.50	0.13	120.71	0.46
3/10/2020 18:15:02	78.09	0.59	76.89	0.14	120.50	0.36
3/10/2020 18:16:02	77.13	0.59	75.62	0.14	121.34	0.38
3/10/2020 18:17:02	77.98	0.59	75.69	0.14	121.03	0.39
3/10/2020 18:18:02	78.15	0.54	75.67	0.14	120.16	0.41
3/10/2020 18:19:02	77.51	0.59	75.55	0.14	118.69	0.41
3/10/2020 18:20:02	77.56	0.59	74.56	0.13	118.69	0.42
3/10/2020 18:21:02	78.19	0.65	73.97	0.14	119.41	0.41
3/10/2020 18:22:02	77.69	0.59	74.16	0.15	119.17	0.43
3/10/2020 18:23:02	77.41	0.57	73.89	0.14	118.52	0.38
3/10/2020 18:24:02	78.11	0.60	73.42	0.14	118.36	0.42
3/10/2020 18:25:02	77.99	0.58	73.24	0.14	118.25	0.46
3/10/2020 18:26:02	77.14	0.63	73.95	0.14	118.23	0.38
3/10/2020 18:27:02	78.03	0.61	73.26	0.14	118.08	0.41
3/10/2020 18:28:02	78.05	0.60	72.45	0.14	117.52	0.39
3/10/2020 18:29:02	77.15	0.58	72.80	0.15	117.10	0.43
3/10/2020 18:30:02	77.97	0.60	72.61	0.15	117.54	0.47
3/10/2020 18:31:02	78.11	0.60	72.33	0.13	118.01	0.39
3/10/2020 18:32:02	77.31	0.61	72.66	0.14	118.46	0.41
3/10/2020 18:33:02	77.87	0.60	73.03	0.14	118.18	0.40
3/10/2020 18:34:02	78.15	0.60	72.28	0.12	117.76	0.39
3/10/2020 18:35:02	76.81	0.57	71.95	0.13	116.84	0.44
3/10/2020 18:36:02	77.01	0.59	72.65	0.14	116.80	0.37
3/10/2020 18:37:02	77.59	0.59	71.76	0.15	116.71	0.36
3/10/2020 18:38:02	77.17	0.58	71.64	0.14	118.17	0.44
3/10/2020 18:39:02	76.87	0.61	71.73	0.14	119.43	0.43
3/10/2020 18:40:02	77.44	0.56	71.21	0.14	119.71	0.44
3/10/2020 18:41:02	77.58	0.64	71.24	0.14	119.46	0.42
3/10/2020 18:42:02	76.66	0.57	71.28	0.14	119.10	0.40
3/10/2020 18:43:02	77.50	0.58	70.84	0.14	117.89	0.42
3/10/2020 18:44:02	77.65	0.54	70.36	0.14	117.81	0.42
3/10/2020 18:45:02	76.79	0.58	71.52	0.15	117.71	0.43
3/10/2020 18:46:02	77.11	0.60	71.61	0.15	118.04	0.40
3/10/2020 18:47:02	77.72	0.58	71.12	0.14	118.24	0.44

RM FIELD DATA

Client Medline
Location Waukegan, IL
Source EO Control System
Date 3/10/2020

Date/Time	Common Stk Temp. ºF	Common Stk ΔP (in H2O)	#2 Inlet Temp. ºF	#2 Inlet ΔP (in H2O)	#3 Inlet Temp. ºF	#3 Inlet ΔP (in H2O)
3/10/2020 18:48:02	77.02	0.60	70.54	0.14	117.01	0.41
3/10/2020 18:49:02	76.97	0.58	71.07	0.14	117.57	0.43
3/10/2020 18:50:02	77.65	0.57	71.18	0.15	118.14	0.39
3/10/2020 18:51:02	77.38	0.62	70.20	0.13	118.61	0.39
3/10/2020 18:52:02	76.70	0.60	70.47	0.14	119.70	0.43
3/10/2020 18:53:02	77.50	0.60	71.54	0.14	119.46	0.41
3/10/2020 18:54:02	77.41	0.61	71.67	0.14	118.83	0.38
3/10/2020 18:55:02	76.50	0.61	71.05	0.14	117.66	0.40
3/10/2020 18:56:02	77.32	0.65	70.95	0.14	116.83	0.41
3/10/2020 18:57:02	77.48	0.60	71.56	0.14	117.00	0.42
3/10/2020 18:58:02	76.83	0.61	71.55	0.15	117.51	0.39
3/10/2020 18:59:02	77.11	0.61	71.34	0.14	117.76	0.44
3/10/2020 19:00:02	77.66	0.60	71.86	0.14	117.26	0.39
3/10/2020 19:01:02	76.78	0.61	72.02	0.14	116.00	0.41
3/10/2020 19:02:02	77.27	0.61	71.07	0.14	116.33	0.37
3/10/2020 19:03:02	77.52	0.61	72.58	0.14	117.99	0.38
3/10/2020 19:04:02	76.90	0.58	72.85	0.15	119.15	0.40
3/10/2020 19:05:02	76.86	0.62	71.94	0.15	118.78	0.36
3/10/2020 19:06:02	77.46	0.60	72.65	0.14	118.58	0.40
3/10/2020 19:07:02	76.82	0.62	72.99	0.13	118.00	0.40
3/10/2020 19:08:02	76.53	0.58	72.65	0.14	117.91	0.41
3/10/2020 19:09:02	77.40	0.58	72.15	0.15	117.61	0.44
3/10/2020 19:10:02	77.45	0.61	72.86	0.14	116.95	0.41
3/10/2020 19:11:02	76.46	0.56	73.50	0.15	116.80	0.42
3/10/2020 19:12:02	77.28	0.61	72.65	0.15	117.50	0.40
3/10/2020 19:13:02	77.67	0.64	73.50	0.14	117.82	0.40
3/10/2020 19:14:02	76.38	0.57	73.86	0.14	118.39	0.44
3/10/2020 19:15:02	76.67	0.61	73.71	0.14	118.13	0.43
3/10/2020 19:16:02	77.51	0.60	72.93	0.14	117.57	0.38
3/10/2020 19:17:02	77.02	0.62	73.32	0.14	116.38	0.42
3/10/2020 19:18:02	76.69	0.62	73.86	0.14	115.34	0.42
3/10/2020 19:19:02	76.98	0.58	73.36	0.14	115.48	0.45
3/10/2020 19:20:02	77.30	0.63	72.95	0.14	117.28	0.45
3/10/2020 19:21:02	76.51	0.62	74.16	0.14	117.75	0.41
3/10/2020 19:22:02	76.84	0.58	74.37	0.14	118.21	0.44
3/10/2020 19:23:02	76.98	0.62	73.39	0.14	117.49	0.42
3/10/2020 19:24:02	76.70	0.60	73.57	0.14	116.64	0.44

RM FIELD DATA

Client Medline
Location Waukegan, IL
Source EO Control System
Date 3/10/2020

Date/Time	Common Stk Temp. ºF	Common Stk ΔP (in H2O)	#2 Inlet Temp. ºF	#2 Inlet ΔP (in H2O)	#3 Inlet Temp. ºF	#3 Inlet ΔP (in H2O)
3/10/2020 6:42:02	75.43	0.59	64.06	2.93	113.79	4.50
3/10/2020 6:43:02	74.76	0.68	64.15	2.94	113.80	4.48
3/10/2020 6:44:02	75.46	0.60	64.20	2.94	113.77	4.46
3/10/2020 6:45:02	75.70	0.64	64.38	2.94	112.98	4.46
3/10/2020 6:46:02	75.31	0.57	65.49	2.94	112.52	4.45
3/10/2020 6:47:02	74.63	0.58	65.58	2.94	112.24	4.44
3/10/2020 6:48:02	75.48	0.60	65.34	2.95	113.48	4.43
3/10/2020 6:49:02	75.73	0.52	65.08	2.94	114.11	4.41
3/10/2020 6:50:02	75.29	0.58	65.57	2.93	113.86	4.40
3/10/2020 6:51:02	75.04	0.67	66.48	2.94	113.70	4.38
3/10/2020 6:52:02	75.63	0.60	66.88	2.94	112.44	4.37
3/10/2020 6:53:02	75.60	0.65	67.24	2.94	111.75	4.37
3/10/2020 6:54:02	74.76	0.64	66.54	2.94	112.14	4.36
3/10/2020 6:55:02	75.30	0.64	66.88	2.94	113.51	4.35
3/10/2020 6:56:02	75.71	0.60	67.40	2.94	114.34	4.34
3/10/2020 6:57:02	75.48	0.62	67.13	2.94	114.32	4.32
3/10/2020 6:58:02	74.83	0.65	66.82	2.94	113.83	4.30
3/10/2020 6:59:02	75.57	0.64	67.40	2.95	113.49	4.29
3/10/2020 7:00:02	75.66	0.59	67.83	2.94	112.77	4.28
3/10/2020 7:01:02	74.94	0.61	67.16	2.94	113.20	4.28
3/10/2020 7:02:02	75.16	0.65	67.21	2.95	113.64	4.26
3/10/2020 7:03:02	75.67	0.63	67.77	2.95	113.78	4.25
3/10/2020 7:04:02	75.49	0.58	67.67	2.94	112.90	4.23
3/10/2020 7:05:02	74.64	0.63	66.55	2.94	113.30	4.22
3/10/2020 7:06:02	75.53	0.62	67.27	2.94	114.64	4.21
3/10/2020 7:07:02	75.69	0.59	68.14	2.94	115.63	4.20
3/10/2020 7:08:02	75.18	0.64	68.17	2.93	115.77	4.17
3/10/2020 7:09:02	74.85	0.62	67.74	2.95	114.46	4.16
3/10/2020 7:10:02	75.57	0.63	68.69	2.97	112.83	4.14
3/10/2020 7:11:02	75.67	0.64	68.07	2.98	113.16	4.12
3/10/2020 7:12:02	75.10	0.60	67.85	2.99	113.37	4.11
3/10/2020 7:13:02	75.17	0.61	67.12	3.00	113.65	4.10
3/10/2020 7:14:02	75.66	0.62	67.44	3.02	113.78	4.09
3/10/2020 7:15:02	75.54	0.58	67.84	3.03	113.73	4.08
3/10/2020 7:16:02	74.65	0.66	68.01	3.02	112.81	4.07
3/10/2020 7:17:02	75.57	0.65	66.79	3.02	112.62	4.05
3/10/2020 7:18:02	75.70	0.58	67.45	3.03	113.33	4.04
3/10/2020 7:19:02	75.16	0.59	67.87	3.04	114.63	4.03
3/10/2020 7:20:02	74.97	0.57	67.49	3.02	114.81	4.01
3/10/2020 7:21:02	75.74	0.61	66.90	3.02	114.13	3.99
3/10/2020 7:22:02	75.73	0.59	67.15	3.04	112.95	3.98
3/10/2020 7:23:02	74.76	0.63	67.01	3.09	112.90	3.97
3/10/2020 7:24:02	75.30	0.62	66.68	3.16	112.98	3.94
3/10/2020 7:25:02	75.76	0.59	65.93	3.17	113.22	3.92
3/10/2020 7:26:02	75.41	0.57	66.10	3.25	112.65	3.90
3/10/2020 7:27:02	74.72	0.61	66.71	3.28	112.29	3.88
3/10/2020 7:28:02	75.50	0.63	66.89	3.27	113.00	3.88
3/10/2020 7:29:02	75.71	0.63	66.17	3.26	113.87	3.87
3/10/2020 7:30:02	75.05	0.59	65.44	3.27	114.90	3.85
3/10/2020 7:31:02	75.21	0.59	65.83	3.26	114.77	3.84
3/10/2020 7:32:02	75.66	0.57	66.32	3.27	113.97	3.84
3/10/2020 7:33:02	75.71	0.62	66.49	3.27	112.83	3.85
3/10/2020 7:34:02	74.80	0.60	66.42	3.27	113.29	3.83
3/10/2020 7:35:02	75.30	0.60	65.98	3.27	113.23	3.82
3/10/2020 7:36:02	75.71	0.61	65.39	3.28	113.28	3.79
3/10/2020 7:37:02	75.61	0.58	66.38	3.27	113.03	3.78
3/10/2020 7:38:02	74.72	0.56	66.36	3.27	111.83	3.77
3/10/2020 7:39:02	75.33	0.59	66.82	3.27	111.75	3.75
3/10/2020 7:40:02	75.70	0.58	66.67	3.27	113.00	3.74
3/10/2020 7:41:02	75.44	0.58	65.98	3.27	113.93	3.74
3/10/2020 7:42:02	74.85	0.59	65.92	3.27	114.24	3.73
3/10/2020 7:43:02	75.64	0.60	66.60	3.27	113.83	3.71
3/10/2020 7:44:02	75.68	0.62	66.81	3.28	114.28	3.70
3/10/2020 7:45:02	75.05	0.59	66.88	3.27	113.83	3.68
3/10/2020 7:46:02	75.13	0.56	66.48	3.27	113.89	3.67
3/10/2020 7:47:02	75.67	0.58	65.77	3.28	113.42	3.65

RM FIELD DATA

Client Medline
Location Waukegan, IL
Source EO Control System
Date 3/10/2020

Date/Time	Common Stk Temp. ºF	Common Stk ΔP (in H2O)	#2 Inlet Temp. ºF	#2 Inlet ΔP (in H2O)	#3 Inlet Temp. ºF	#3 Inlet ΔP (in H2O)
3/10/2020 7:48:02	75.53	0.57	66.24	3.28	112.67	3.64
3/10/2020 7:49:02	74.79	0.61	67.30	3.27	113.24	3.63
3/10/2020 7:50:02	75.45	0.59	67.29	3.27	114.25	3.62
3/10/2020 7:51:02	75.68	0.61	66.65	3.27	114.95	0.00
3/10/2020 7:52:02	75.13	0.62	66.60	3.28	114.72	0.00
3/10/2020 7:53:02	75.00	0.57	66.62	3.30	113.86	0.00
3/10/2020 7:54:02	75.69	0.65	67.75	3.35	113.46	0.00
3/10/2020 7:55:02	75.78	0.58	67.81	3.37	114.03	0.00
3/10/2020 7:56:02	74.85	0.62	67.04	3.39	113.68	0.00
3/10/2020 7:57:02	75.33	0.66	68.25	3.41	113.71	0.00
3/10/2020 7:58:02	75.76	0.59	68.79	3.43	112.54	0.00
3/10/2020 7:59:02	75.33	0.60	68.16	3.43	110.67	0.00
3/10/2020 8:00:02	74.98	0.58	68.49	3.42	104.59	0.00
3/10/2020 8:01:02	75.62	0.63	69.30	3.42	66.60	0.00
3/10/2020 8:02:02	75.65	0.61	69.96	3.42	108.20	0.00
3/10/2020 8:03:02	74.81	0.60	68.58	3.42	107.14	0.00
3/10/2020 8:04:02	75.38	0.62	69.21	3.43	67.97	0.00
3/10/2020 8:05:02	75.64	0.60	69.21	3.41	44.10	0.67
3/10/2020 8:06:02	75.61	0.55	69.22	3.41	108.02	0.43
3/10/2020 8:07:02	74.70	0.61	67.83	3.41	113.75	0.40
3/10/2020 8:08:02	75.41	0.59	67.33	3.47	113.15	0.41
3/10/2020 8:09:02	75.70	0.58	67.31	3.53	112.63	0.41
3/10/2020 8:10:02	75.28	0.61	67.19	3.60	112.73	0.37
3/10/2020 8:11:02	75.04	0.63	46.95	4.71	113.19	0.44
3/10/2020 8:12:02	75.78	0.62	40.09	0.04	113.17	0.34
3/10/2020 8:13:02	75.63	0.60	37.72	0.04	113.80	0.40
3/10/2020 8:14:02	74.68	0.65	36.45	0.06	113.69	0.38
3/10/2020 8:15:02	75.31	0.60	55.95	0.14	113.13	0.37
3/10/2020 8:16:02	76.09	0.59	62.48	0.14	113.43	0.39
3/10/2020 8:17:02	75.31	0.63	65.16	0.14	114.62	0.42
3/10/2020 8:18:02	74.93	0.59	65.82	0.14	114.96	0.42
3/10/2020 8:19:02	75.57	0.60	65.58	0.13	113.52	0.42
3/10/2020 8:20:02	75.64	0.59	66.52	0.14	112.63	0.43
3/10/2020 8:21:02	75.09	0.59	66.81	0.14	112.63	0.39
3/10/2020 8:22:02	75.54	0.58	66.59	0.12	113.48	0.40
3/10/2020 8:23:02	75.91	0.59	65.47	0.14	113.77	0.42
3/10/2020 8:24:02	75.75	0.59	66.51	0.14	113.68	0.43
3/10/2020 8:25:02	75.28	0.61	66.90	0.14	112.76	0.40
3/10/2020 8:26:02	76.10	0.59	67.12	0.14	112.57	0.38
3/10/2020 8:27:02	75.97	0.60	66.76	0.13	113.72	0.40
3/10/2020 8:28:02	75.19	0.59	67.48	0.14	114.56	0.44
3/10/2020 8:29:02	76.07	0.60	67.86	0.14	115.78	0.43
3/10/2020 8:30:02	75.60	0.55	67.35	0.14	115.09	0.39
3/10/2020 8:31:02	75.11	0.61	67.02	0.14	113.83	0.36
3/10/2020 8:32:02	75.92	0.63	67.92	0.15	112.79	0.41
3/10/2020 8:33:02	75.73	0.63	67.80	0.13	113.46	0.41
3/10/2020 8:34:02	75.36	0.62	67.13	0.14	113.91	0.44
3/10/2020 8:35:02	75.54	0.58	67.58	0.14	113.76	0.40
3/10/2020 8:36:02	76.18	0.59	68.15	0.14	113.10	0.41
3/10/2020 8:37:02	75.50	0.63	67.68	0.14	112.06	0.41
3/10/2020 8:38:02	75.72	0.57	67.02	0.13	111.35	0.40
3/10/2020 8:39:02	76.21	0.60	67.84	0.13	112.12	0.43
3/10/2020 8:40:02	75.55	0.60	68.10	0.14	113.25	0.43
3/10/2020 8:41:02	75.64	0.64	67.94	0.13	114.27	0.38
3/10/2020 8:42:02	76.16	0.62	68.88	0.14	114.11	0.43
3/10/2020 8:43:02	75.83	0.57	69.17	0.14	113.78	0.44
3/10/2020 8:44:02	75.57	0.60	67.76	0.13	112.75	0.42
3/10/2020 8:45:02	76.16	0.61	68.69	0.14	113.38	0.44
3/10/2020 8:46:02	75.69	0.61	67.85	0.14	113.80	0.42
3/10/2020 8:47:02	75.50	0.58	67.87	0.13	113.76	0.44
3/10/2020 8:48:02	76.16	0.60	68.69	0.14	113.11	0.41
3/10/2020 8:49:02	75.74	0.64	68.97	0.14	112.31	0.38
3/10/2020 8:50:02	75.45	0.61	68.01	0.14	111.72	0.38
3/10/2020 8:51:02	76.16	0.59	68.08	0.14	112.25	0.44
3/10/2020 8:52:02	75.77	0.62	68.01	0.14	112.67	0.44
3/10/2020 8:53:02	75.48	0.61	67.45	0.14	112.86	0.43

RM FIELD DATA

Client Medline
Location Waukegan, IL
Source EO Control System
Date 3/10/2020

Date/Time	Common Stk Temp. ºF	Common Stk ΔP (in H2O)	#2 Inlet Temp. ºF	#2 Inlet ΔP (in H2O)	#3 Inlet Temp. ºF	#3 Inlet ΔP (in H2O)
3/10/2020 8:54:02	76.14	0.58	67.29	0.14	113.01	0.42
3/10/2020 8:55:02	75.77	0.57	67.78	0.14	112.39	0.44
3/10/2020 8:56:02	75.47	0.60	67.60	0.14	112.36	0.39
3/10/2020 8:57:02	76.17	0.58	67.07	0.13	113.26	0.40
3/10/2020 8:58:02	75.85	0.57	67.65	0.14	113.26	0.41
3/10/2020 8:59:02	75.37	0.61	68.21	0.13	113.20	0.42
3/10/2020 9:00:02	76.13	0.58	68.00	0.14	112.87	0.44
3/10/2020 9:01:02	76.33	0.70	66.96	0.14	111.70	0.50
3/10/2020 9:02:02	75.35	0.57	67.41	0.14	112.58	0.39
3/10/2020 9:03:02	76.13	0.62	67.77	0.14	113.66	0.42
3/10/2020 9:04:02	75.90	0.61	67.06	0.13	114.31	0.41
3/10/2020 9:05:02	75.31	0.61	66.95	0.14	114.52	0.38
3/10/2020 9:06:02	76.12	0.58	67.32	0.13	113.88	0.40
3/10/2020 9:07:02	76.17	0.57	68.20	0.14	113.31	0.38
3/10/2020 9:08:02	75.22	0.62	68.37	0.14	113.34	0.40
3/10/2020 9:09:02	76.08	0.57	67.79	0.14	113.77	0.35
3/10/2020 9:10:02	75.99	0.61	68.50	0.14	114.01	0.39
3/10/2020 9:11:02	75.08	0.59	68.72	0.13	113.58	0.39
3/10/2020 9:12:02	75.92	0.60	67.87	0.14	112.97	0.40
3/10/2020 9:13:02	76.09	0.60	68.28	0.14	112.88	0.38
3/10/2020 9:14:02	75.25	0.58	69.12	0.14	113.69	0.47
3/10/2020 9:15:02	75.89	0.58	69.13	0.14	114.65	0.40
3/10/2020 9:16:02	76.15	0.54	68.35	0.14	114.90	0.43
3/10/2020 9:17:02	75.36	0.57	68.49	0.14	114.39	0.39
3/10/2020 9:18:02	75.80	0.59	68.74	0.13	113.75	0.39
3/10/2020 9:19:02	76.13	0.60	68.25	0.14	113.04	0.39
3/10/2020 9:20:02	75.39	0.58	68.00	0.14	112.18	0.44
3/10/2020 9:21:02	75.76	0.58	68.59	0.14	112.67	0.36
3/10/2020 9:22:02	76.16	0.58	68.21	0.14	113.19	0.41
3/10/2020 9:23:02	75.49	0.59	69.07	0.14	113.27	0.43
3/10/2020 9:24:02	75.73	0.59	68.57	0.14	112.69	0.46
3/10/2020 9:25:02	76.13	0.60	68.39	0.14	113.01	0.41
3/10/2020 9:26:02	75.63	0.58	69.20	0.14	113.28	0.42
3/10/2020 9:27:02	75.56	0.60	68.21	0.14	114.20	0.43
3/10/2020 9:28:02	76.19	0.57	68.06	0.14	114.88	0.39
3/10/2020 9:29:02	75.76	0.59	68.69	0.14	114.41	0.40
3/10/2020 9:30:02	75.41	0.62	68.44	0.14	114.41	0.42
3/10/2020 9:31:02	76.14	0.65	68.49	0.13	114.35	0.39
3/10/2020 9:32:02	75.86	0.61	69.15	0.14	114.20	0.42
3/10/2020 9:33:02	75.37	0.60	68.77	0.14	113.31	0.43
3/10/2020 9:34:02	76.13	0.57	68.67	0.14	112.67	0.46
3/10/2020 9:35:02	75.86	0.57	68.74	0.14	112.70	0.41
3/10/2020 9:36:02	75.30	0.65	68.38	0.13	113.54	0.40
3/10/2020 9:37:02	76.08	0.57	68.63	0.13	114.43	0.40
3/10/2020 9:38:02	75.94	0.57	69.47	0.14	114.87	0.39
3/10/2020 9:39:02	75.26	0.63	69.76	0.14	115.00	0.39
3/10/2020 9:40:02	76.04	0.56	69.57	0.14	114.15	0.41
3/10/2020 9:41:02	76.01	0.60	70.12	0.14	113.18	0.41
3/10/2020 9:42:02	75.12	0.58	70.73	0.14	113.40	0.39
3/10/2020 9:43:02	75.99	0.59	70.29	0.14	113.60	0.45
3/10/2020 9:44:02	76.08	0.65	69.04	0.14	113.83	0.37
3/10/2020 9:45:02	75.15	0.58	69.08	0.14	114.23	0.43
3/10/2020 9:46:02	75.98	0.59	69.17	0.13	113.93	0.39
3/10/2020 9:47:02	76.10	0.62	68.22	0.13	113.65	0.41
3/10/2020 9:48:02	75.61	0.60	68.29	0.14	113.42	0.40
3/10/2020 9:49:02	75.86	0.56	68.72	0.14	112.74	0.42
3/10/2020 9:50:02	76.15	0.59	67.85	0.13	113.33	0.41
3/10/2020 9:51:02	75.35	0.59	67.85	0.14	114.53	0.42
3/10/2020 9:52:02	75.91	0.60	68.31	0.14	115.31	0.41
3/10/2020 9:53:02	76.38	0.64	68.27	0.14	115.25	0.40
3/10/2020 9:54:02	75.82	0.60	68.65	0.14	115.46	0.40
3/10/2020 9:55:02	75.54	0.59	68.75	0.14	115.44	0.40
3/10/2020 9:56:02	76.17	0.61	67.99	0.14	115.17	0.43
3/10/2020 9:57:02	75.77	0.63	67.60	0.14	114.61	0.41
3/10/2020 9:58:02	75.45	0.57	68.74	0.14	114.73	0.44
3/10/2020 9:59:02	76.14	0.59	68.53	0.14	114.14	0.42

RM FIELD DATA

Client Medline
Location Waukegan, IL
Source EO Control System
Date 3/10/2020

Date/Time	Common Stk Temp. ºF	Common Stk ΔP (in H2O)	#2 Inlet Temp. ºF	#2 Inlet ΔP (in H2O)	#3 Inlet Temp. ºF	#3 Inlet ΔP (in H2O)
3/10/2020 10:00:02	75.93	0.63	68.94	0.14	113.95	0.43
3/10/2020 10:01:02	75.71	0.57	69.22	0.14	114.01	0.43
3/10/2020 10:02:02	76.19	0.62	67.78	0.14	114.32	0.39
3/10/2020 10:03:02	76.49	0.64	68.95	0.14	113.55	0.34
3/10/2020 10:04:02	75.85	0.61	68.93	0.14	112.85	0.41
3/10/2020 10:05:02	76.10	0.59	68.48	0.13	112.90	0.44
3/10/2020 10:06:02	76.60	0.59	68.76	0.13	113.55	0.37
3/10/2020 10:07:02	76.36	0.59	69.36	0.14	114.33	0.42
3/10/2020 10:08:02	75.69	0.58	69.38	0.14	115.21	0.38
3/10/2020 10:09:02	76.44	0.62	68.95	0.14	115.47	0.41
3/10/2020 10:10:02	76.55	0.58	68.84	0.14	114.67	0.40
3/10/2020 10:11:02	76.00	0.55	70.51	0.14	114.32	0.39
3/10/2020 10:12:02	76.20	0.58	70.41	0.14	114.18	0.40
3/10/2020 10:13:02	76.72	0.61	69.34	0.14	114.98	0.40
3/10/2020 10:14:02	76.32	0.59	69.53	0.14	116.10	0.40
3/10/2020 10:15:02	75.57	0.64	69.34	0.15	115.80	0.49
3/10/2020 10:16:02	76.46	0.64	69.32	0.14	115.17	0.39
3/10/2020 10:17:02	76.75	0.61	68.65	0.14	114.28	0.39
3/10/2020 10:18:02	75.94	0.58	69.58	0.14	114.20	0.41
3/10/2020 10:19:02	76.23	0.59	69.40	0.13	114.77	0.43
3/10/2020 10:20:02	76.63	0.58	69.22	0.14	114.72	0.42
3/10/2020 10:21:02	76.27	0.63	68.50	0.14	115.25	0.39
3/10/2020 10:22:02	75.96	0.57	68.65	0.14	115.01	0.42
3/10/2020 10:23:02	76.20	0.60	68.45	0.14	114.22	0.39
3/10/2020 10:24:02	76.03	0.59	67.83	0.14	114.47	0.40
3/10/2020 10:25:02	75.13	0.61	67.76	0.15	114.60	0.38
3/10/2020 10:26:02	76.06	0.59	68.54	0.14	113.92	0.45
3/10/2020 10:27:02	76.21	0.63	68.70	0.12	113.67	0.42
3/10/2020 10:28:02	75.73	0.60	68.15	0.13	113.11	0.47
3/10/2020 10:29:02	76.11	0.61	68.82	0.14	112.47	0.38
3/10/2020 10:30:02	76.41	0.58	69.25	0.13	113.47	0.38
3/10/2020 10:31:02	76.34	0.58	69.43	0.14	114.81	0.38
3/10/2020 10:32:02	75.86	0.60	69.05	0.14	114.39	0.41
3/10/2020 10:33:02	76.62	0.57	68.21	0.14	115.14	0.38
3/10/2020 10:34:02	76.55	0.61	68.53	0.15	115.72	0.42
3/10/2020 10:35:02	75.56	0.59	68.66	0.14	115.69	0.42
3/10/2020 10:36:02	76.05	0.57	67.41	0.14	114.64	0.41
3/10/2020 10:37:02	76.79	0.60	67.01	0.14	114.57	0.43
3/10/2020 10:38:02	75.25	0.57	67.64	0.15	114.23	0.40
3/10/2020 10:39:02	75.77	0.61	67.76	0.13	114.37	0.42
3/10/2020 10:40:02	76.31	0.58	67.54	0.14	113.72	0.42
3/10/2020 10:41:02	75.47	0.61	67.07	0.14	113.61	0.40
3/10/2020 10:42:02	75.80	0.63	67.78	0.14	114.07	0.42
3/10/2020 10:43:02	76.25	0.56	68.00	0.14	114.94	0.42
3/10/2020 10:44:02	75.88	0.61	68.49	0.14	114.98	0.37
3/10/2020 10:45:02	75.37	0.61	68.31	0.14	115.19	0.42
3/10/2020 10:46:02	76.13	0.61	68.98	0.13	114.34	0.40
3/10/2020 10:47:02	75.95	0.58	69.40	0.14	113.72	0.46
3/10/2020 10:48:02	75.17	0.54	69.38	0.13	113.03	0.41
3/10/2020 10:49:02	76.04	0.57	69.75	0.14	112.29	0.41
3/10/2020 10:50:02	76.16	0.61	69.79	0.12	112.44	0.38
3/10/2020 10:51:02	75.22	0.61	69.33	0.13	113.31	0.42
3/10/2020 10:52:02	75.90	0.60	69.79	0.14	113.94	0.40
3/10/2020 10:53:02	76.14	0.55	69.48	0.14	114.17	0.37
3/10/2020 10:54:02	75.50	0.62	68.87	0.14	113.35	0.42
3/10/2020 10:55:02	75.75	0.59	69.66	0.14	112.56	0.41
3/10/2020 10:56:02	76.18	0.55	70.59	0.13	113.06	0.46
3/10/2020 10:57:02	75.82	0.60	70.87	0.13	113.62	0.39
3/10/2020 10:58:02	75.51	0.63	71.01	0.13	113.83	0.39
3/10/2020 10:59:02	76.31	0.58	71.71	0.14	113.10	0.40
3/10/2020 11:00:02	76.03	0.61	71.52	0.13	113.15	0.39
3/10/2020 11:01:02	75.24	0.57	71.29	0.13	113.24	0.45
3/10/2020 11:02:02	76.07	0.58	71.89	0.14	113.41	0.40
3/10/2020 11:03:02	76.59	0.56	72.07	0.14	114.47	0.42
3/10/2020 11:04:02	75.76	0.59	71.62	0.14	113.94	0.38
3/10/2020 11:05:02	76.55	0.60	72.45	0.13	113.43	0.39

RM FIELD DATA

Client Medline
Location Waukegan, IL
Source EO Control System
Date 3/10/2020

Date/Time	Common Stk Temp. ºF	Common Stk ΔP (in H2O)	#2 Inlet Temp. ºF	#2 Inlet ΔP (in H2O)	#3 Inlet Temp. ºF	#3 Inlet ΔP (in H2O)
3/10/2020 11:06:02	76.66	0.61	72.97	0.13	112.61	0.41
3/10/2020 11:07:02	75.92	0.59	73.64	0.14	112.00	0.39
3/10/2020 11:08:02	76.27	0.63	73.45	0.13	112.32	0.43
3/10/2020 11:09:02	76.83	0.57	74.23	0.14	113.22	0.41
3/10/2020 11:10:02	76.16	0.62	74.64	0.14	113.82	0.41
3/10/2020 11:11:02	76.01	0.60	74.40	0.13	113.89	0.41
3/10/2020 11:12:02	76.69	0.57	74.16	0.14	114.35	0.46
3/10/2020 11:13:02	76.52	0.61	73.76	0.14	113.41	0.40
3/10/2020 11:14:02	75.77	0.61	74.52	0.14	112.85	0.40
3/10/2020 11:15:02	76.54	0.62	75.05	0.14	112.87	0.46
3/10/2020 11:16:02	76.54	0.55	75.00	0.13	113.32	0.45
3/10/2020 11:17:02	75.70	0.65	74.33	0.14	113.23	0.39
3/10/2020 11:18:02	76.36	0.60	75.49	0.15	113.25	0.38
3/10/2020 11:19:02	76.63	0.60	77.07	0.13	112.90	0.48
3/10/2020 11:20:02	76.04	0.61	77.87	0.13	112.70	0.41
3/10/2020 11:21:02	76.30	0.60	79.23	0.14	112.99	0.43
3/10/2020 11:22:02	77.50	0.58	82.65	0.13	112.86	0.43
3/10/2020 11:23:02	76.23	0.64	83.21	0.14	112.70	0.42
3/10/2020 11:24:02	75.91	0.59	82.19	0.14	113.73	0.44
3/10/2020 11:25:02	77.02	0.58	81.26	0.14	112.58	0.44
3/10/2020 11:26:02	76.90	0.64	80.68	0.14	111.17	0.43
3/10/2020 11:27:02	75.67	0.59	81.35	0.13	111.38	0.39
3/10/2020 11:28:02	76.89	0.62	83.05	0.13	110.29	0.45
3/10/2020 11:29:02	76.73	0.64	83.71	0.14	110.70	0.37
3/10/2020 11:30:02	75.89	0.61	82.47	0.14	112.42	0.43
3/10/2020 11:31:02	76.62	0.63	81.65	0.14	112.75	0.41
3/10/2020 11:32:02	77.08	0.69	80.01	0.13	113.41	0.42
3/10/2020 11:33:02	76.50	0.63	80.29	0.13	114.94	0.41
3/10/2020 11:34:02	76.39	0.60	80.82	0.13	115.81	0.43
3/10/2020 11:35:02	77.03	0.59	81.80	0.13	114.76	0.42
3/10/2020 11:36:02	76.81	0.60	81.72	0.13	112.97	0.38
3/10/2020 11:37:02	76.12	0.65	80.53	0.14	113.00	0.43
3/10/2020 11:38:02	76.96	0.63	80.02	0.12	112.89	0.41
3/10/2020 11:39:02	76.96	0.63	80.00	0.14	113.30	0.42
3/10/2020 11:40:02	76.04	0.60	80.38	0.13	112.32	0.40
3/10/2020 11:41:02	76.72	0.58	82.18	0.13	110.77	0.40
3/10/2020 11:42:02	77.09	0.63	84.38	0.13	111.03	0.40
3/10/2020 11:43:02	76.50	0.59	86.55	0.14	112.17	0.41
3/10/2020 11:44:02	76.45	0.58	87.94	0.14	113.34	0.41
3/10/2020 11:45:02	77.08	0.58	86.27	0.13	115.26	0.44
3/10/2020 11:46:02	76.74	0.62	85.23	0.13	115.11	0.40
3/10/2020 11:47:02	76.15	0.63	85.48	0.15	115.22	0.39
3/10/2020 11:48:02	76.94	0.60	83.53	0.13	115.05	0.41
3/10/2020 11:49:02	76.99	0.61	82.88	0.13	113.88	0.43
3/10/2020 11:50:02	76.09	0.61	85.52	0.13	111.96	0.42
3/10/2020 11:51:02	76.76	0.60	87.79	0.14	109.66	0.43
3/10/2020 11:52:02	77.08	0.62	89.34	0.13	109.49	0.43
3/10/2020 11:53:02	76.68	0.63	89.42	0.13	108.78	0.40
3/10/2020 11:54:02	77.24	0.57	90.75	0.13	107.51	0.41
3/10/2020 11:55:02	77.49	0.59	90.68	0.15	108.95	0.43
3/10/2020 11:56:02	76.47	0.63	87.87	0.13	109.48	0.39
3/10/2020 11:57:02	77.42	0.63	86.84	0.13	110.52	0.44
3/10/2020 11:58:02	77.24	0.59	89.11	0.14	110.98	0.42
3/10/2020 11:59:02	76.83	0.62	88.82	0.14	110.15	0.41
3/10/2020 12:00:02	77.56	0.62	88.42	0.13	109.56	0.44
3/10/2020 12:01:02	76.91	0.64	87.35	0.13	109.06	0.38
3/10/2020 12:02:02	76.91	0.59	88.34	0.14	109.64	0.38
3/10/2020 12:03:02	77.49	0.60	89.85	0.14	109.84	0.43
3/10/2020 12:04:02	77.11	0.56	90.18	0.13	109.50	0.43
3/10/2020 12:05:02	77.12	0.58	89.91	0.14	109.55	0.42
3/10/2020 12:06:02	77.96	0.66	89.32	0.14	109.73	0.39
3/10/2020 12:07:02	77.63	0.62	89.49	0.13	110.23	0.41
3/10/2020 12:08:02	77.26	0.64	90.96	0.14	110.30	0.44
3/10/2020 12:09:02	77.53	0.59	93.09	0.14	110.09	0.42
3/10/2020 12:10:02	76.99	0.60	93.58	0.14	109.48	0.41
3/10/2020 12:11:02	77.27	0.59	91.47	0.14	109.18	0.45

RM FIELD DATA

Client Medline
Location Waukegan, IL
Source EO Control System
Date 3/10/2020

Date/Time	Common Stk Temp. ºF	Common Stk ΔP (in H2O)	#2 Inlet Temp. ºF	#2 Inlet ΔP (in H2O)	#3 Inlet Temp. ºF	#3 Inlet ΔP (in H2O)
3/10/2020 12:12:02	77.90	0.63	90.97	0.14	107.89	0.39
3/10/2020 12:13:02	77.71	0.58	91.16	0.14	109.09	0.41
3/10/2020 12:14:02	77.06	0.65	90.31	0.13	109.45	0.39
3/10/2020 12:15:02	77.88	0.63	89.43	0.13	109.53	0.43
3/10/2020 12:16:02	77.85	0.63	91.61	0.15	109.93	0.47
3/10/2020 12:17:02	76.91	0.64	92.93	0.14	110.46	0.39
3/10/2020 12:18:02	77.73	0.59	93.05	0.14	111.20	0.44
3/10/2020 12:19:02	77.89	0.64	93.99	0.14	110.81	0.40
3/10/2020 12:20:02	76.96	0.63	94.01	0.14	111.46	0.41
3/10/2020 12:21:02	77.71	0.60	92.77	0.13	111.92	0.41
3/10/2020 12:22:02	77.90	0.61	91.87	0.14	110.93	0.41
3/10/2020 12:23:02	77.42	0.58	91.51	0.14	111.64	0.42
3/10/2020 12:24:02	78.06	0.59	92.11	0.15	112.25	0.40
3/10/2020 12:25:02	78.41	0.57	92.00	0.14	113.25	0.41
3/10/2020 12:26:02	77.82	0.63	92.00	0.14	114.67	0.40
3/10/2020 12:27:02	77.76	0.64	92.27	0.14	116.18	0.37
3/10/2020 12:28:02	78.36	0.62	92.41	0.14	115.58	0.44
3/10/2020 12:29:02	78.10	0.62	92.14	0.13	113.70	0.37
3/10/2020 12:30:02	77.36	0.61	92.68	0.14	113.74	0.41
3/10/2020 12:31:02	78.21	0.63	92.07	0.14	112.79	0.43
3/10/2020 12:32:02	78.31	0.60	91.92	0.14	113.91	0.44
3/10/2020 12:33:02	77.52	0.61	93.56	0.14	114.13	0.42
3/10/2020 12:34:02	77.97	0.60	93.22	0.14	114.56	0.42
3/10/2020 12:35:02	78.37	0.60	93.15	0.14	114.61	0.46
3/10/2020 12:36:02	77.92	0.61	93.90	0.14	115.57	0.44
3/10/2020 12:37:02	77.59	0.60	92.55	0.14	117.43	0.45
3/10/2020 12:38:02	78.32	0.55	91.10	0.13	117.77	0.45
3/10/2020 12:39:02	78.64	0.62	91.30	0.14	118.67	0.38
3/10/2020 12:40:02	77.30	0.64	91.51	0.14	118.56	0.42
3/10/2020 12:41:02	78.17	0.60	91.66	0.14	118.07	0.40
3/10/2020 12:42:02	78.82	0.63	92.09	0.14	118.64	0.40
3/10/2020 12:43:02	78.50	0.64	93.93	0.13	119.23	0.41
3/10/2020 12:44:02	77.80	0.62	95.27	0.14	119.87	0.41
3/10/2020 12:45:02	78.51	0.60	95.77	0.14	121.84	0.47
3/10/2020 12:46:02	78.41	0.56	95.59	0.13	122.80	0.42
3/10/2020 12:47:02	78.10	0.58	95.49	0.14	123.57	0.43
3/10/2020 12:48:02	78.13	0.58	95.65	0.14	125.32	0.44
3/10/2020 12:49:02	78.74	0.62	94.62	0.13	124.46	0.41
3/10/2020 12:50:02	78.77	0.62	93.96	0.14	123.83	0.41
3/10/2020 12:51:02	77.83	0.66	94.25	0.14	125.15	0.41
3/10/2020 12:52:02	77.88	0.65	92.54	0.14	127.76	0.41
3/10/2020 12:53:02	78.41	0.62	90.81	0.14	129.03	0.45
3/10/2020 12:54:02	78.42	0.63	91.26	0.14	130.67	0.43
3/10/2020 12:55:02	77.79	0.62	92.20	0.14	133.00	0.46
3/10/2020 12:56:02	78.29	0.58	91.88	0.14	135.06	0.44
3/10/2020 12:57:02	78.25	0.60	90.73	0.14	136.68	0.36
3/10/2020 12:58:02	77.80	0.60	91.47	0.14	136.85	0.40
3/10/2020 12:59:02	78.37	0.61	91.84	0.14	135.49	0.44
3/10/2020 13:00:02	78.86	0.58	92.34	0.13	134.87	0.42
3/10/2020 13:01:02	78.69	0.61	92.34	0.13	133.93	0.42
3/10/2020 13:02:02	77.97	0.63	93.57	0.14	133.52	0.41
3/10/2020 13:03:02	78.43	0.61	92.27	0.14	133.65	0.43
3/10/2020 13:04:02	78.82	0.62	92.82	0.14	133.93	0.44
3/10/2020 13:05:02	78.45	0.60	92.73	0.13	132.79	0.46
3/10/2020 13:06:02	78.02	0.61	91.86	0.14	133.78	0.37
3/10/2020 13:07:02	78.81	0.62	91.52	0.13	133.95	0.37
3/10/2020 13:08:02	78.66	0.58	91.63	0.14	134.70	0.45
3/10/2020 13:09:02	77.77	0.64	90.98	0.14	135.12	0.40
3/10/2020 13:10:02	78.58	0.59	90.31	0.14	133.03	0.40
3/10/2020 13:11:02	78.79	0.60	91.14	0.13	131.93	0.42
3/10/2020 13:12:02	78.20	0.62	89.56	0.14	132.63	0.41
3/10/2020 13:13:02	78.26	0.61	90.08	0.14	133.75	0.43
3/10/2020 13:14:02	78.81	0.62	90.42	0.14	133.57	0.38
3/10/2020 13:15:02	78.64	0.64	90.18	0.13	133.45	0.40
3/10/2020 13:16:02	77.81	0.63	90.51	0.14	131.59	0.41
3/10/2020 13:17:02	78.58	0.58	90.45	0.14	129.83	0.38

RM FIELD DATA

Client Medline
Location Waukegan, IL
Source EO Control System
Date 3/10/2020

Date/Time	Common Stk Temp. ºF	Common Stk ΔP (in H2O)	#2 Inlet Temp. ºF	#2 Inlet ΔP (in H2O)	#3 Inlet Temp. ºF	#3 Inlet ΔP (in H2O)
3/10/2020 13:18:02	78.87	0.61	90.08	0.14	130.18	0.42
3/10/2020 13:19:02	78.43	0.59	91.61	0.14	129.94	0.44
3/10/2020 13:20:02	77.83	0.57	91.68	0.13	130.05	0.42
3/10/2020 13:21:02	79.07	0.62	91.41	0.14	128.17	0.41
3/10/2020 13:22:02	79.47	0.60	90.83	0.14	128.05	0.42
3/10/2020 13:23:02	79.03	0.63	92.49	0.14	127.24	0.37
3/10/2020 13:24:02	77.91	0.58	92.76	0.14	128.06	0.37
3/10/2020 13:25:02	78.62	0.58	91.46	0.14	129.86	0.38
3/10/2020 13:26:02	79.32	0.61	90.20	0.14	131.70	0.37
3/10/2020 13:27:02	78.49	0.61	91.09	0.14	133.45	0.38
3/10/2020 13:28:02	78.00	0.61	91.02	0.14	133.69	0.44
3/10/2020 13:29:02	79.07	0.57	90.82	0.14	134.38	0.43
3/10/2020 13:30:02	79.74	0.57	91.95	0.14	134.43	0.42
3/10/2020 13:31:02	78.73	0.61	92.68	0.14	133.60	0.42
3/10/2020 13:32:02	78.02	0.60	92.37	0.14	134.33	0.45
3/10/2020 13:33:02	78.79	0.55	90.72	0.13	136.06	0.42
3/10/2020 13:34:02	78.75	0.61	90.90	0.14	136.47	0.44
3/10/2020 13:35:02	77.84	0.60	90.69	0.13	136.05	0.47
3/10/2020 13:36:02	78.57	0.62	88.93	0.14	136.98	0.43
3/10/2020 13:37:02	78.86	0.61	88.95	0.15	138.06	0.42
3/10/2020 13:38:02	78.43	0.65	89.78	0.14	139.12	0.43
3/10/2020 13:39:02	78.69	0.57	89.45	0.14	139.49	0.41
3/10/2020 13:40:02	79.34	0.59	90.62	0.13	138.69	0.41
3/10/2020 13:41:02	79.10	0.59	91.63	0.14	137.61	0.39
3/10/2020 13:42:02	77.81	0.58	90.77	0.14	138.59	0.40
3/10/2020 13:43:02	78.58	0.60	90.37	0.13	140.81	0.41
3/10/2020 13:44:02	79.21	0.63	91.08	0.14	140.53	0.46
3/10/2020 13:45:02	78.17	0.60	90.51	0.13	140.16	0.40
3/10/2020 13:46:02	78.73	0.60	89.54	0.14	140.38	0.38
3/10/2020 13:47:02	79.29	0.62	90.23	0.13	140.75	0.41
3/10/2020 13:48:02	78.53	0.59	90.70	0.14	143.27	0.42
3/10/2020 13:49:02	78.03	0.60	89.88	0.14	145.50	0.43
3/10/2020 13:50:02	78.84	0.58	89.78	0.14	145.97	0.44
3/10/2020 13:51:02	78.84	0.60	90.22	0.14	145.63	0.39
3/10/2020 13:52:02	78.38	0.58	90.31	0.14	145.59	0.47
3/10/2020 13:53:02	78.90	0.59	89.98	0.14	144.61	0.43
3/10/2020 13:54:02	79.31	0.63	91.57	0.14	142.46	0.40
3/10/2020 13:55:02	78.33	0.58	91.42	0.14	142.03	0.39
3/10/2020 13:56:02	78.16	0.59	89.96	0.13	141.87	0.42
3/10/2020 13:57:02	78.80	0.58	91.43	0.14	141.71	0.38
3/10/2020 13:58:02	78.97	0.57	91.46	0.14	142.76	0.40
3/10/2020 13:59:02	77.91	0.60	90.58	0.14	143.89	0.44
3/10/2020 14:00:02	78.49	0.60	90.50	0.14	144.33	0.43
3/10/2020 14:01:02	79.02	0.66	89.72	0.14	144.90	0.45
3/10/2020 14:02:02	79.09	0.59	88.27	0.14	143.84	0.39
3/10/2020 14:03:02	78.35	0.62	89.65	0.14	143.36	0.47
3/10/2020 14:04:02	79.05	0.57	90.05	0.14	142.54	0.40
3/10/2020 14:05:02	79.29	0.55	89.47	0.13	140.81	0.41
3/10/2020 14:06:02	78.57	0.60	90.32	0.14	141.41	0.44
3/10/2020 14:07:02	78.73	0.60	89.44	0.13	141.71	0.41
3/10/2020 14:08:02	79.27	0.65	90.03	0.14	141.67	0.40
3/10/2020 14:09:02	78.56	0.63	90.25	0.14	141.76	0.39
3/10/2020 14:10:02	78.33	0.59	88.38	0.14	142.56	0.42
3/10/2020 14:11:02	79.28	0.62	89.49	0.14	144.60	0.42
3/10/2020 14:12:02	79.30	0.59	90.19	0.14	146.09	0.44
3/10/2020 14:13:02	78.54	0.60	88.92	0.14	147.05	0.41
3/10/2020 14:14:02	78.79	0.58	89.42	0.15	147.76	0.41
3/10/2020 14:15:02	79.29	0.60	89.67	0.13	146.52	0.39
3/10/2020 14:16:02	78.88	0.57	89.58	0.14	146.72	0.37
3/10/2020 14:17:02	78.53	0.56	90.21	0.14	146.73	0.34
3/10/2020 14:18:02	79.43	0.62	91.17	0.14	147.34	0.43
3/10/2020 14:19:02	79.07	0.61	90.26	0.14	147.91	0.42
3/10/2020 14:20:02	78.19	0.63	90.03	0.13	146.96	0.44
3/10/2020 14:21:02	79.01	0.58	90.38	0.14	147.03	0.41
3/10/2020 14:22:02	79.36	0.60	90.22	0.13	146.40	0.45
3/10/2020 14:23:02	78.94	0.63	89.66	0.14	146.51	0.41

RM FIELD DATA

Client Medline
Location Waukegan, IL
Source EO Control System
Date 3/10/2020

Date/Time	Common Stk Temp. ºF	Common Stk ΔP (in H2O)	#2 Inlet Temp. ºF	#2 Inlet ΔP (in H2O)	#3 Inlet Temp. ºF	#3 Inlet ΔP (in H2O)
3/10/2020 14:24:02	78.72	0.59	90.79	0.14	145.60	0.44
3/10/2020 14:25:02	79.29	0.62	91.18	0.14	145.77	0.38
3/10/2020 14:26:02	79.10	0.59	90.47	0.13	146.09	0.39
3/10/2020 14:27:02	78.35	0.64	90.64	0.14	146.10	0.40
3/10/2020 14:28:02	79.35	0.55	91.60	0.14	146.11	0.44
3/10/2020 14:29:02	79.21	0.64	90.58	0.13	147.68	0.40
3/10/2020 14:30:02	78.44	0.59	90.51	0.14	148.14	0.45
3/10/2020 14:31:02	79.04	0.62	91.57	0.14	146.95	0.40
3/10/2020 14:32:02	79.31	0.64	91.44	0.15	145.49	0.41
3/10/2020 14:33:02	79.53	0.61	90.70	0.14	144.68	0.42
3/10/2020 14:34:02	78.76	0.57	91.88	0.14	144.34	0.43
3/10/2020 14:35:02	78.91	0.63	91.74	0.14	145.69	0.42
3/10/2020 14:36:02	79.83	0.61	90.88	0.14	147.89	0.44
3/10/2020 14:37:02	79.25	0.61	90.53	0.14	148.31	0.40
3/10/2020 14:38:02	79.10	0.62	91.05	0.14	149.41	0.42
3/10/2020 14:39:02	79.24	0.60	90.39	0.14	149.42	0.42
3/10/2020 14:40:02	79.48	0.61	88.82	0.14	148.63	0.45
3/10/2020 14:41:02	78.26	0.60	89.83	0.14	147.04	0.37
3/10/2020 14:42:02	79.07	0.62	89.48	0.14	145.90	0.45
3/10/2020 14:43:02	79.30	0.57	89.96	0.14	147.38	0.42
3/10/2020 14:44:02	78.79	0.57	90.54	0.14	148.86	0.41
3/10/2020 14:45:02	79.12	0.59	89.22	0.13	149.13	0.43
3/10/2020 14:46:02	79.34	0.58	90.07	0.14	149.54	0.47
3/10/2020 14:47:02	78.99	0.61	90.18	0.14	149.59	0.43
3/10/2020 14:48:02	78.34	0.55	89.08	0.14	149.24	0.40
3/10/2020 14:49:02	79.30	0.61	89.20	0.14	149.56	0.37
3/10/2020 14:50:02	79.22	0.64	88.20	0.14	152.09	0.41
3/10/2020 14:51:02	78.29	0.60	86.71	0.15	153.58	0.39
3/10/2020 14:52:02	79.00	0.61	86.83	0.14	152.62	0.39
3/10/2020 14:53:02	79.28	0.64	86.96	0.14	150.69	0.39
3/10/2020 14:54:02	78.50	0.60	86.89	0.14	149.79	0.45
3/10/2020 14:55:02	78.91	0.61	87.08	0.13	150.09	0.42
3/10/2020 14:56:02	79.30	0.61	86.93	0.14	150.69	0.47
3/10/2020 14:57:02	78.65	0.59	88.23	0.14	151.60	0.41
3/10/2020 14:58:02	78.66	0.63	89.37	0.14	152.64	0.39
3/10/2020 14:59:02	79.22	0.64	88.44	0.14	152.07	0.45
3/10/2020 15:00:02	79.22	0.58	87.86	0.14	151.29	0.39
3/10/2020 15:01:02	78.39	0.57	88.65	0.13	151.41	0.43
3/10/2020 15:02:02	79.21	0.66	88.81	0.14	152.44	0.43
3/10/2020 15:03:02	79.30	0.60	88.19	0.14	153.90	0.36
3/10/2020 15:04:02	78.47	0.61	87.70	0.14	153.68	0.44
3/10/2020 15:05:02	79.01	0.59	88.18	0.14	153.49	0.43
3/10/2020 15:06:02	79.27	0.62	88.36	0.14	152.24	0.37
3/10/2020 15:07:02	78.65	0.60	87.76	0.13	152.64	0.41
3/10/2020 15:08:02	78.77	0.60	87.22	0.13	152.32	0.42
3/10/2020 15:09:02	79.37	0.60	86.48	0.14	152.58	0.43
3/10/2020 15:10:02	79.08	0.61	87.00	0.14	152.85	0.45
3/10/2020 15:11:02	78.72	0.63	87.35	0.14	153.04	0.47
3/10/2020 15:12:02	79.22	0.57	87.47	0.14	153.05	0.43
3/10/2020 15:13:02	79.01	0.62	88.22	0.14	154.61	0.37
3/10/2020 15:14:02	78.29	0.61	87.49	0.14	155.87	0.40
3/10/2020 15:15:02	79.11	0.58	87.79	0.14	155.21	0.39
3/10/2020 15:16:02	79.37	0.59	87.91	0.14	153.92	0.43
3/10/2020 15:17:02	78.25	0.58	87.89	0.14	151.50	0.42
3/10/2020 15:18:02	79.06	0.64	87.19	0.14	151.44	0.43
3/10/2020 15:19:02	79.45	0.62	86.37	0.14	151.06	0.43
3/10/2020 15:20:02	78.63	0.60	88.35	0.14	151.53	0.42
3/10/2020 15:21:02	79.14	0.60	89.78	0.15	151.32	0.41
3/10/2020 15:22:02	79.56	0.57	89.86	0.14	151.19	0.42
3/10/2020 15:23:02	78.71	0.63	89.20	0.14	152.54	0.43
3/10/2020 15:24:02	78.78	0.58	89.19	0.14	153.97	0.41
3/10/2020 15:25:02	80.29	0.59	88.07	0.14	155.21	0.42
3/10/2020 15:26:02	78.91	0.61	86.56	0.14	154.96	0.46
3/10/2020 15:27:02	78.58	0.59	85.57	0.13	154.35	0.39
3/10/2020 15:28:02	79.26	0.58	86.19	0.14	153.40	0.41
3/10/2020 15:29:02	79.14	0.58	86.50	0.14	152.56	0.36

RM FIELD DATA

Client Medline
Location Waukegan, IL
Source EO Control System
Date 3/10/2020

Date/Time	Common Stk Temp. ºF	Common Stk ΔP (in H2O)	#2 Inlet Temp. ºF	#2 Inlet ΔP (in H2O)	#3 Inlet Temp. ºF	#3 Inlet ΔP (in H2O)
3/10/2020 15:30:02	78.10	0.58	85.34	0.13	150.90	0.43
3/10/2020 15:31:02	79.07	0.56	85.98	0.14	150.18	0.38
3/10/2020 15:32:02	79.21	0.56	86.05	0.14	149.18	0.42
3/10/2020 15:33:02	78.15	0.61	86.31	0.15	149.02	0.41
3/10/2020 15:34:02	78.26	0.57	84.32	0.14	148.10	0.44
3/10/2020 15:35:02	78.79	0.65	82.32	0.14	147.59	0.43
3/10/2020 15:36:02	78.58	0.60	82.77	0.13	146.67	0.41
3/10/2020 15:37:02	77.84	0.59	83.92	0.14	145.24	0.45
3/10/2020 15:38:02	78.54	0.58	84.01	0.14	143.96	0.37
3/10/2020 15:39:02	79.04	0.60	84.89	0.14	144.37	0.38
3/10/2020 15:40:02	78.44	0.56	84.38	0.15	144.81	0.39
3/10/2020 15:41:02	77.92	0.63	83.88	0.14	144.69	0.41
3/10/2020 15:42:02	78.72	0.65	82.97	0.14	143.10	0.42
3/10/2020 15:43:02	78.82	0.55	82.33	0.14	142.74	0.39
3/10/2020 15:44:02	78.32	0.62	83.49	0.15	142.65	0.44
3/10/2020 15:45:02	77.98	0.63	84.01	0.14	142.72	0.44
3/10/2020 15:46:02	78.76	0.56	82.54	0.15	142.71	0.37
3/10/2020 15:47:02	78.81	0.63	82.90	0.14	141.26	0.42
3/10/2020 15:48:02	78.10	0.55	82.28	0.14	139.86	0.43
3/10/2020 15:49:02	78.32	0.61	81.93	0.14	137.91	0.42
3/10/2020 15:50:02	78.84	0.64	82.69	0.13	139.30	0.41
3/10/2020 15:51:02	78.63	0.60	84.34	0.14	139.50	0.40
3/10/2020 15:52:02	77.39	0.62	84.04	0.14	138.13	0.44
3/10/2020 15:53:02	78.33	0.60	83.82	0.14	137.18	0.36
3/10/2020 15:54:02	78.25	0.61	84.83	0.14	137.66	0.41
3/10/2020 15:55:02	77.37	0.61	85.85	0.14	139.27	0.38
3/10/2020 15:56:02	78.29	0.58	85.94	0.15	140.43	0.42
3/10/2020 15:57:02	78.27	0.60	85.33	0.14	141.49	0.41
3/10/2020 15:58:02	77.38	0.65	85.24	0.14	140.25	0.37
3/10/2020 15:59:02	78.29	0.61	85.46	0.14	139.11	0.44
3/10/2020 16:00:02	78.50	0.69	85.05	0.14	138.63	0.41
3/10/2020 16:01:02	77.39	0.60	85.76	0.14	139.12	0.41
3/10/2020 16:02:02	79.01	0.57	85.38	0.14	139.43	0.44
3/10/2020 16:03:02	78.27	0.61	83.99	0.15	138.42	0.44
3/10/2020 16:04:02	77.47	0.64	83.43	0.14	137.56	0.37
3/10/2020 16:05:02	78.28	0.56	83.51	0.14	136.07	0.42
3/10/2020 16:06:02	78.28	0.60	86.08	0.14	135.51	0.41
3/10/2020 16:07:02	77.43	0.61	86.69	0.14	136.00	0.38
3/10/2020 16:08:02	78.38	0.58	85.60	0.14	136.59	0.42
3/10/2020 16:09:02	78.18	0.57	86.09	0.14	136.72	0.44
3/10/2020 16:10:02	77.58	0.60	86.88	0.14	136.63	0.39
3/10/2020 16:11:02	78.30	0.57	86.61	0.14	137.78	0.44
3/10/2020 16:12:02	78.32	0.57	85.52	0.14	138.15	0.43
3/10/2020 16:13:02	77.36	0.60	83.71	0.13	137.54	0.40
3/10/2020 16:14:02	78.19	0.61	83.34	0.14	137.26	0.34
3/10/2020 16:15:02	78.36	0.57	82.33	0.15	136.23	0.45
3/10/2020 16:16:02	77.51	0.61	80.39	0.14	135.20	0.39
3/10/2020 16:17:02	78.08	0.63	79.38	0.14	134.33	0.46
3/10/2020 16:18:02	78.43	0.59	80.53	0.13	133.36	0.39
3/10/2020 16:19:02	77.73	0.58	83.07	0.15	131.98	0.41
3/10/2020 16:20:02	77.92	0.62	84.98	0.14	133.00	0.40
3/10/2020 16:21:02	78.40	0.57	85.23	0.14	135.13	0.40
3/10/2020 16:22:02	77.84	0.58	86.63	0.14	136.14	0.44
3/10/2020 16:23:02	77.84	0.59	87.93	0.15	137.42	0.42
3/10/2020 16:24:02	78.38	0.59	88.36	0.14	136.88	0.40
3/10/2020 16:25:02	78.03	0.58	88.30	0.14	135.29	0.39
3/10/2020 16:26:02	77.52	0.58	88.56	0.15	135.99	0.40
3/10/2020 16:27:02	78.34	0.56	88.31	0.14	137.05	0.45
3/10/2020 16:28:02	78.26	0.63	87.88	0.14	136.61	0.42
3/10/2020 16:29:02	77.37	0.60	86.91	0.14	135.86	0.42
3/10/2020 16:30:02	78.38	0.64	85.73	0.15	136.02	0.42
3/10/2020 16:31:02	78.43	0.61	82.55	0.14	135.63	0.41
3/10/2020 16:32:02	77.64	0.59	81.93	0.15	134.83	0.40
3/10/2020 16:33:02	78.22	0.59	81.47	0.14	133.85	0.37
3/10/2020 16:34:02	78.38	0.57	80.22	0.14	131.27	0.46
3/10/2020 16:35:02	77.97	0.60	79.43	0.15	130.21	0.40

RM FIELD DATA

Client Medline
Location Waukegan, IL
Source EO Control System
Date 3/10/2020

Date/Time	Common Stk Temp. ºF	Common Stk ΔP (in H2O)	#2 Inlet Temp. ºF	#2 Inlet ΔP (in H2O)	#3 Inlet Temp. ºF	#3 Inlet ΔP (in H2O)
3/10/2020 16:36:02	77.85	0.62	79.99	0.14	130.76	0.44
3/10/2020 16:37:02	78.39	0.62	80.54	0.14	130.53	0.46
3/10/2020 16:38:02	78.02	0.63	80.81	0.14	129.62	0.43
3/10/2020 16:39:02	77.52	0.59	81.43	0.14	128.48	0.35
3/10/2020 16:40:02	78.30	0.58	82.95	0.14	128.35	0.49
3/10/2020 16:41:02	78.42	0.62	84.62	0.14	128.30	0.45
3/10/2020 16:42:02	77.40	0.63	85.83	0.14	126.62	0.43
3/10/2020 16:43:02	78.21	0.60	85.42	0.14	125.64	0.42
3/10/2020 16:44:02	78.36	0.60	85.65	0.13	124.50	0.41
3/10/2020 16:45:02	77.53	0.55	86.94	0.14	124.72	0.38
3/10/2020 16:46:02	78.04	0.58	87.09	0.14	124.67	0.44
3/10/2020 16:47:02	78.40	0.57	86.15	0.13	123.25	0.43
3/10/2020 16:48:02	77.81	0.52	85.75	0.14	123.84	0.40
3/10/2020 16:49:02	77.82	0.60	85.55	0.14	123.80	0.42
3/10/2020 16:50:02	78.39	0.66	86.29	0.14	123.53	0.40
3/10/2020 16:51:02	78.10	0.63	86.72	0.14	122.86	0.40
3/10/2020 16:52:02	77.57	0.56	86.49	0.14	122.32	0.42
3/10/2020 16:53:02	78.34	0.60	87.43	0.14	121.31	0.43
3/10/2020 16:54:02	78.28	0.59	86.34	0.14	120.32	0.40
3/10/2020 16:55:02	77.37	0.56	85.11	0.14	119.79	0.46
3/10/2020 16:56:02	78.07	0.58	86.26	0.14	119.61	0.30
3/10/2020 16:57:02	78.39	0.55	85.91	0.14	120.48	0.41
3/10/2020 16:58:02	77.81	0.58	84.33	0.13	119.58	0.41
3/10/2020 16:59:02	77.85	0.60	83.10	0.14	120.32	0.41
3/10/2020 17:00:02	78.35	0.61	82.20	0.14	120.02	0.42
3/10/2020 17:01:02	78.08	0.63	82.64	0.14	119.39	0.44
3/10/2020 17:02:02	77.66	0.55	82.17	0.14	119.98	0.40
3/10/2020 17:03:02	78.36	0.62	81.71	0.14	119.96	0.40
3/10/2020 17:04:02	78.23	0.65	83.18	0.13	119.65	0.44
3/10/2020 17:05:02	77.34	0.61	85.02	0.14	119.60	0.40
3/10/2020 17:06:02	78.18	0.60	85.13	0.15	118.99	0.41
3/10/2020 17:07:02	78.38	0.64	83.53	0.13	119.21	0.44
3/10/2020 17:08:02	77.63	0.60	83.02	0.14	118.41	0.39
3/10/2020 17:09:02	78.04	0.58	82.95	0.14	119.12	0.44
3/10/2020 17:10:02	78.64	0.62	84.02	0.14	119.21	0.40
3/10/2020 17:11:02	77.94	0.62	84.99	0.14	119.11	0.40
3/10/2020 17:12:02	77.83	0.62	85.20	0.14	119.56	0.39
3/10/2020 17:13:02	78.39	0.57	85.44	0.14	119.16	0.43
3/10/2020 17:14:02	78.10	0.61	85.90	0.14	118.32	0.42
3/10/2020 17:15:02	77.48	0.59	85.61	0.14	117.03	0.42
3/10/2020 17:16:02	78.36	0.59	84.75	0.14	116.65	0.41
3/10/2020 17:17:02	78.42	0.62	84.85	0.14	116.72	0.42
3/10/2020 17:18:02	77.36	0.59	84.49	0.14	117.62	0.44
3/10/2020 17:19:02	78.36	0.59	83.88	0.13	117.81	0.40
3/10/2020 17:20:02	78.42	0.61	84.20	0.14	117.68	0.37
3/10/2020 17:21:02	77.41	0.57	84.82	0.14	118.05	0.42
3/10/2020 17:22:02	78.28	0.60	85.00	0.13	118.36	0.42
3/10/2020 17:23:02	78.35	0.59	84.67	0.13	118.72	0.44
3/10/2020 17:24:02	77.38	0.59	83.96	0.14	118.48	0.41
3/10/2020 17:25:02	78.57	0.60	83.94	0.15	117.79	0.41
3/10/2020 17:26:02	78.35	0.59	83.98	0.14	117.71	0.45
3/10/2020 17:27:02	77.37	0.61	84.49	0.14	118.00	0.45
3/10/2020 17:28:02	78.43	0.65	83.96	0.15	118.57	0.41
3/10/2020 17:29:02	78.28	0.61	83.24	0.14	119.99	0.43
3/10/2020 17:30:02	77.39	0.59	82.51	0.14	120.61	0.41
3/10/2020 17:31:02	78.30	0.60	82.84	0.14	120.05	0.43
3/10/2020 17:32:02	78.33	0.59	83.06	0.14	119.65	0.42
3/10/2020 17:33:02	77.42	0.57	82.74	0.14	118.94	0.40
3/10/2020 17:34:02	78.36	0.59	81.71	0.13	119.52	0.47
3/10/2020 17:35:02	78.22	0.58	81.06	0.14	119.91	0.43
3/10/2020 17:36:02	77.49	0.61	81.65	0.14	120.04	0.45
3/10/2020 17:37:02	78.34	0.58	81.35	0.15	119.42	0.39
3/10/2020 17:38:02	78.15	0.59	80.18	0.13	118.73	0.42
3/10/2020 17:39:02	77.48	0.63	79.94	0.14	118.52	0.40
3/10/2020 17:40:02	78.35	0.57	80.00	0.14	118.04	0.43
3/10/2020 17:41:02	78.20	0.61	79.56	0.14	118.48	0.43

RM FIELD DATA

Client Medline
Location Waukegan, IL
Source EO Control System
Date 3/10/2020

Date/Time	Common Stk Temp. ºF	Common Stk ΔP (in H2O)	#2 Inlet Temp. ºF	#2 Inlet ΔP (in H2O)	#3 Inlet Temp. ºF	#3 Inlet ΔP (in H2O)
3/10/2020 17:42:02	77.49	0.61	78.63	0.13	118.18	0.43
3/10/2020 17:43:02	78.34	0.64	79.09	0.14	119.09	0.39
3/10/2020 17:44:02	78.26	0.57	79.63	0.14	119.53	0.39
3/10/2020 17:45:02	77.42	0.58	79.37	0.14	119.60	0.43
3/10/2020 17:46:02	78.38	0.60	78.14	0.14	119.39	0.40
3/10/2020 17:47:02	78.21	0.58	78.47	0.13	119.22	0.39
3/10/2020 17:48:02	77.72	0.60	78.16	0.14	118.95	0.39
3/10/2020 17:49:02	78.33	0.60	77.92	0.15	118.64	0.42
3/10/2020 17:50:02	78.22	0.64	77.77	0.15	119.10	0.41
3/10/2020 17:51:02	77.57	0.63	78.21	0.14	120.09	0.42
3/10/2020 17:52:02	78.41	0.60	77.95	0.15	120.82	0.44
3/10/2020 17:53:02	78.24	0.58	77.29	0.14	120.78	0.40
3/10/2020 17:54:02	77.33	0.60	78.07	0.14	120.37	0.44
3/10/2020 17:55:02	78.19	0.60	77.79	0.14	118.69	0.43
3/10/2020 17:56:02	78.87	0.58	77.10	0.14	117.94	0.40
3/10/2020 17:57:02	77.51	0.61	76.32	0.15	117.23	0.41
3/10/2020 17:58:02	78.06	0.60	76.79	0.14	117.57	0.30
3/10/2020 17:59:02	78.49	0.60	77.03	0.13	117.85	0.41
3/10/2020 18:00:02	77.88	0.66	76.01	0.13	117.56	0.41
3/10/2020 18:01:02	77.82	0.58	75.96	0.14	117.75	0.43
3/10/2020 18:02:02	78.16	0.59	76.41	0.14	117.75	0.48
3/10/2020 18:03:02	77.71	0.61	76.11	0.14	118.54	0.48
3/10/2020 18:04:02	77.62	0.61	75.29	0.13	119.34	0.44
3/10/2020 18:05:02	78.91	0.64	75.80	0.15	119.07	0.45
3/10/2020 18:06:02	77.81	0.61	76.22	0.14	118.65	0.40
3/10/2020 18:07:02	77.43	0.59	76.19	0.14	118.37	0.40
3/10/2020 18:08:02	78.15	0.55	76.02	0.14	118.18	0.41
3/10/2020 18:09:02	77.89	0.53	76.32	0.14	119.15	0.37
3/10/2020 18:10:02	77.39	0.60	77.15	0.14	119.52	0.43
3/10/2020 18:11:02	77.96	0.60	76.86	0.14	120.51	0.44
3/10/2020 18:12:02	77.95	0.58	75.90	0.14	121.00	0.42
3/10/2020 18:13:02	77.18	0.61	75.96	0.15	120.64	0.34
3/10/2020 18:14:02	78.05	0.55	76.50	0.13	120.71	0.46
3/10/2020 18:15:02	78.09	0.59	76.89	0.14	120.50	0.36
3/10/2020 18:16:02	77.13	0.59	75.62	0.14	121.34	0.38
3/10/2020 18:17:02	77.98	0.59	75.69	0.14	121.03	0.39
3/10/2020 18:18:02	78.15	0.54	75.67	0.14	120.16	0.41
3/10/2020 18:19:02	77.51	0.59	75.55	0.14	118.69	0.41
3/10/2020 18:20:02	77.56	0.59	74.56	0.13	118.69	0.42
3/10/2020 18:21:02	78.19	0.65	73.97	0.14	119.41	0.41
3/10/2020 18:22:02	77.69	0.59	74.16	0.15	119.17	0.43
3/10/2020 18:23:02	77.41	0.57	73.89	0.14	118.52	0.38
3/10/2020 18:24:02	78.11	0.60	73.42	0.14	118.36	0.42
3/10/2020 18:25:02	77.99	0.58	73.24	0.14	118.25	0.46
3/10/2020 18:26:02	77.14	0.63	73.95	0.14	118.23	0.38
3/10/2020 18:27:02	78.03	0.61	73.26	0.14	118.08	0.41
3/10/2020 18:28:02	78.05	0.60	72.45	0.14	117.52	0.39
3/10/2020 18:29:02	77.15	0.58	72.80	0.15	117.10	0.43
3/10/2020 18:30:02	77.97	0.60	72.61	0.15	117.54	0.47
3/10/2020 18:31:02	78.11	0.60	72.33	0.13	118.01	0.39
3/10/2020 18:32:02	77.31	0.61	72.66	0.14	118.46	0.41
3/10/2020 18:33:02	77.87	0.60	73.03	0.14	118.18	0.40
3/10/2020 18:34:02	78.15	0.60	72.28	0.12	117.76	0.39
3/10/2020 18:35:02	76.81	0.57	71.95	0.13	116.84	0.44
3/10/2020 18:36:02	77.01	0.59	72.65	0.14	116.80	0.37
3/10/2020 18:37:02	77.59	0.59	71.76	0.15	116.71	0.36
3/10/2020 18:38:02	77.17	0.58	71.64	0.14	118.17	0.44
3/10/2020 18:39:02	76.87	0.61	71.73	0.14	119.43	0.43
3/10/2020 18:40:02	77.44	0.56	71.21	0.14	119.71	0.44
3/10/2020 18:41:02	77.58	0.64	71.24	0.14	119.46	0.42
3/10/2020 18:42:02	76.66	0.57	71.28	0.14	119.10	0.40
3/10/2020 18:43:02	77.50	0.58	70.84	0.14	117.89	0.42
3/10/2020 18:44:02	77.65	0.54	70.36	0.14	117.81	0.42
3/10/2020 18:45:02	76.79	0.58	71.52	0.15	117.71	0.43
3/10/2020 18:46:02	77.11	0.60	71.61	0.15	118.04	0.40
3/10/2020 18:47:02	77.72	0.58	71.12	0.14	118.24	0.44

RM FIELD DATA

Client Medline
Location Waukegan, IL
Source EO Control System
Date 3/10/2020

Date/Time	Common Stk Temp. ºF	Common Stk ΔP (in H2O)	#2 Inlet Temp. ºF	#2 Inlet ΔP (in H2O)	#3 Inlet Temp. ºF	#3 Inlet ΔP (in H2O)
3/10/2020 18:48:02	77.02	0.60	70.54	0.14	117.01	0.41
3/10/2020 18:49:02	76.97	0.58	71.07	0.14	117.57	0.43
3/10/2020 18:50:02	77.65	0.57	71.18	0.15	118.14	0.39
3/10/2020 18:51:02	77.38	0.62	70.20	0.13	118.61	0.39
3/10/2020 18:52:02	76.70	0.60	70.47	0.14	119.70	0.43
3/10/2020 18:53:02	77.50	0.60	71.54	0.14	119.46	0.41
3/10/2020 18:54:02	77.41	0.61	71.67	0.14	118.83	0.38
3/10/2020 18:55:02	76.50	0.61	71.05	0.14	117.66	0.40
3/10/2020 18:56:02	77.32	0.65	70.95	0.14	116.83	0.41
3/10/2020 18:57:02	77.48	0.60	71.56	0.14	117.00	0.42
3/10/2020 18:58:02	76.83	0.61	71.55	0.15	117.51	0.39
3/10/2020 18:59:02	77.11	0.61	71.34	0.14	117.76	0.44
3/10/2020 19:00:02	77.66	0.60	71.86	0.14	117.26	0.39
3/10/2020 19:01:02	76.78	0.61	72.02	0.14	116.00	0.41
3/10/2020 19:02:02	77.27	0.61	71.07	0.14	116.33	0.37
3/10/2020 19:03:02	77.52	0.61	72.58	0.14	117.99	0.38
3/10/2020 19:04:02	76.90	0.58	72.85	0.15	119.15	0.40
3/10/2020 19:05:02	76.86	0.62	71.94	0.15	118.78	0.36
3/10/2020 19:06:02	77.46	0.60	72.65	0.14	118.58	0.40
3/10/2020 19:07:02	76.82	0.62	72.99	0.13	118.00	0.40
3/10/2020 19:08:02	76.53	0.58	72.65	0.14	117.91	0.41
3/10/2020 19:09:02	77.40	0.58	72.15	0.15	117.61	0.44
3/10/2020 19:10:02	77.45	0.61	72.86	0.14	116.95	0.41
3/10/2020 19:11:02	76.46	0.56	73.50	0.15	116.80	0.42
3/10/2020 19:12:02	77.28	0.61	72.65	0.15	117.50	0.40
3/10/2020 19:13:02	77.67	0.64	73.50	0.14	117.82	0.40
3/10/2020 19:14:02	76.38	0.57	73.86	0.14	118.39	0.44
3/10/2020 19:15:02	76.67	0.61	73.71	0.14	118.13	0.43
3/10/2020 19:16:02	77.51	0.60	72.93	0.14	117.57	0.38
3/10/2020 19:17:02	77.02	0.62	73.32	0.14	116.38	0.42
3/10/2020 19:18:02	76.69	0.62	73.86	0.14	115.34	0.42
3/10/2020 19:19:02	76.98	0.58	73.36	0.14	115.48	0.45
3/10/2020 19:20:02	77.30	0.63	72.95	0.14	117.28	0.45
3/10/2020 19:21:02	76.51	0.62	74.16	0.14	117.75	0.41
3/10/2020 19:22:02	76.84	0.58	74.37	0.14	118.21	0.44
3/10/2020 19:23:02	76.98	0.62	73.39	0.14	117.49	0.42
3/10/2020 19:24:02	76.70	0.60	73.57	0.14	116.64	0.44

RM FIELD DATA

Client Medline
Location Waukegan, IL
Source EO Control System
Date 3/11/2020

Date/Time	Common Stk Temp. ºF	Common Stk ΔP (in H2O)	#2 Inlet Temp. ºF	#2 Inlet ΔP (in H2O)	#3 Inlet Temp. ºF	#3 Inlet ΔP (in H2O)
3/11/2020 6:42:45	76.91	0.63	72.32	0.14	112.24	0.44
3/11/2020 6:43:45	77.72	0.58	72.41	0.14	110.86	0.41
3/11/2020 6:44:45	77.88	0.66	71.58	0.14	111.20	0.44
3/11/2020 6:45:45	76.99	0.57	72.43	0.14	111.91	0.40
3/11/2020 6:46:45	77.62	0.59	72.36	0.13	111.27	0.41
3/11/2020 6:47:45	77.95	0.56	71.88	0.13	111.28	0.41
3/11/2020 6:48:45	77.13	0.59	72.62	0.13	111.36	0.39
3/11/2020 6:49:45	77.66	0.54	72.19	0.13	110.41	0.34
3/11/2020 6:50:45	77.87	0.63	72.37	0.14	109.64	0.42
3/11/2020 6:51:45	76.91	0.60	72.55	0.14	110.12	0.44
3/11/2020 6:52:45	77.77	0.59	71.93	0.14	110.22	0.46
3/11/2020 6:53:45	77.86	0.60	72.22	0.14	109.91	0.44
3/11/2020 6:54:45	76.88	0.60	72.15	0.14	109.24	0.40
3/11/2020 6:55:45	77.79	0.60	71.64	0.14	109.36	0.45
3/11/2020 6:56:45	77.80	0.62	71.19	0.13	108.98	0.42
3/11/2020 6:57:45	76.91	0.56	72.59	0.14	108.59	0.40
3/11/2020 6:58:45	77.71	0.61	71.83	0.14	107.82	0.42
3/11/2020 6:59:45	77.81	0.61	71.50	0.13	108.74	0.49
3/11/2020 7:00:45	76.94	0.59	72.52	0.14	108.56	0.45
3/11/2020 7:01:45	77.85	0.61	72.59	0.14	109.17	0.38
3/11/2020 7:02:45	77.75	0.64	71.20	0.13	108.76	0.45
3/11/2020 7:03:45	76.89	0.57	72.17	0.13	109.79	0.41
3/11/2020 7:04:45	77.85	0.61	72.60	0.14	110.59	0.42
3/11/2020 7:05:45	77.67	0.66	71.59	0.13	110.99	0.38
3/11/2020 7:06:45	77.12	0.56	72.91	0.14	110.99	0.39
3/11/2020 7:07:45	77.92	0.63	72.98	0.14	110.62	0.38
3/11/2020 7:08:45	77.54	0.58	72.20	0.14	111.28	0.44
3/11/2020 7:09:45	77.21	0.59	72.93	0.14	112.41	0.41
3/11/2020 7:10:45	77.94	0.64	72.99	0.14	111.72	0.47
3/11/2020 7:11:45	77.48	0.56	72.76	0.13	111.55	0.41
3/11/2020 7:12:45	77.19	0.59	71.64	0.13	112.20	0.39
3/11/2020 7:13:45	77.90	0.57	71.92	0.13	113.48	0.38
3/11/2020 7:14:45	77.65	0.54	72.11	0.14	114.26	0.43
3/11/2020 7:15:45	77.06	0.57	71.58	0.14	113.96	0.41
3/11/2020 7:16:45	77.85	0.56	71.20	0.14	113.71	0.43
3/11/2020 7:17:45	77.91	0.64	71.74	0.14	113.55	0.42
3/11/2020 7:18:45	76.89	0.58	70.46	0.14	112.89	0.41
3/11/2020 7:19:45	77.81	0.55	70.54	0.13	113.37	0.43
3/11/2020 7:20:45	77.86	0.59	71.03	0.14	113.66	0.39
3/11/2020 7:21:45	76.88	0.58	71.24	0.12	113.56	0.43
3/11/2020 7:22:45	77.76	0.58	71.29	0.14	113.71	0.40
3/11/2020 7:23:45	77.88	0.61	70.96	0.14	114.31	0.43
3/11/2020 7:24:45	76.91	0.58	71.70	0.14	114.92	0.43
3/11/2020 7:25:45	77.73	0.54	71.87	0.14	114.55	0.41
3/11/2020 7:26:45	77.89	0.58	70.74	0.14	114.16	0.43
3/11/2020 7:27:45	76.88	0.59	71.58	0.14	113.59	0.42
3/11/2020 7:28:45	77.72	0.58	71.96	0.14	113.69	0.39
3/11/2020 7:29:45	77.91	0.59	70.63	0.13	113.97	0.41
3/11/2020 7:30:45	77.05	0.57	71.53	0.14	113.83	0.37
3/11/2020 7:31:45	77.57	0.60	71.62	0.14	114.17	0.40
3/11/2020 7:32:45	77.94	0.59	70.61	0.13	113.81	0.44
3/11/2020 7:33:45	77.21	0.59	71.51	0.13	113.20	0.42
3/11/2020 7:34:45	77.57	0.61	71.47	0.14	113.28	0.40
3/11/2020 7:35:45	78.33	0.62	70.82	0.13	113.13	0.39
3/11/2020 7:36:45	77.10	0.61	71.59	0.14	111.89	0.45
3/11/2020 7:37:45	77.58	0.63	71.20	0.13	110.14	0.42
3/11/2020 7:38:45	77.94	0.63	70.87	0.14	108.74	0.42
3/11/2020 7:39:45	77.24	0.62	71.41	0.14	108.17	0.40
3/11/2020 7:40:45	77.63	0.56	71.62	0.13	108.83	0.39
3/11/2020 7:41:45	77.91	0.56	71.23	0.13	109.52	0.41
3/11/2020 7:42:45	77.16	0.61	71.31	0.13	110.04	0.41
3/11/2020 7:43:45	77.55	0.59	71.65	0.12	110.09	0.44
3/11/2020 7:44:45	77.93	0.60	70.80	0.13	109.29	0.41
3/11/2020 7:45:45	77.31	0.55	71.49	0.13	109.87	0.41
3/11/2020 7:46:45	77.44	0.57	71.55	0.14	109.62	0.45
3/11/2020 7:47:45	77.94	0.60	70.64	0.14	109.55	0.43

RM FIELD DATA

Client Medline
Location Waukegan, IL
Source EO Control System
Date 3/11/2020

Date/Time	Common Stk Temp. ºF	Common Stk ΔP (in H2O)	#2 Inlet Temp. ºF	#2 Inlet ΔP (in H2O)	#3 Inlet Temp. ºF	#3 Inlet ΔP (in H2O)
3/11/2020 7:48:45	77.41	0.57	71.60	0.14	109.49	0.43
3/11/2020 7:49:45	77.33	0.57	71.88	0.14	108.13	0.40
3/11/2020 7:50:45	77.97	0.58	71.47	0.14	107.34	0.41
3/11/2020 7:51:45	77.45	0.60	72.58	0.14	107.57	0.38
3/11/2020 7:52:45	77.33	0.58	71.95	0.14	107.16	0.41
3/11/2020 7:53:45	77.94	0.62	72.71	0.14	107.00	0.39
3/11/2020 7:54:45	77.42	0.66	72.98	0.14	106.78	0.44
3/11/2020 7:55:45	77.28	0.62	72.62	0.14	108.44	0.44
3/11/2020 7:56:45	77.92	0.59	73.42	0.14	109.38	0.42
3/11/2020 7:57:45	77.42	0.57	73.52	0.14	109.44	0.43
3/11/2020 7:58:45	77.32	0.58	73.50	0.13	108.31	0.40
3/11/2020 7:59:45	77.96	0.55	74.74	0.14	107.40	0.42
3/11/2020 8:00:45	77.52	0.62	74.65	0.14	107.29	0.41
3/11/2020 8:01:45	77.36	0.56	73.84	0.13	107.93	0.43
3/11/2020 8:02:45	77.93	0.62	74.51	0.13	107.89	0.41
3/11/2020 8:03:45	77.56	0.59	75.23	0.13	106.71	0.41
3/11/2020 8:04:45	77.15	0.59	74.87	0.14	107.61	0.45
3/11/2020 8:05:45	77.95	0.59	73.90	0.14	109.20	0.43
3/11/2020 8:06:45	77.67	0.57	73.33	0.13	108.97	0.42
3/11/2020 8:07:45	77.02	0.60	72.83	0.14	107.78	0.39
3/11/2020 8:08:45	78.30	0.59	72.26	0.14	107.38	0.41
3/11/2020 8:09:45	77.68	0.60	73.05	0.13	106.80	0.44
3/11/2020 8:10:45	77.52	0.59	73.20	0.13	107.47	0.42
3/11/2020 8:11:45	78.36	0.56	72.92	0.14	107.59	0.41
3/11/2020 8:12:45	78.07	0.57	74.09	0.14	106.86	0.42
3/11/2020 8:13:45	77.74	0.63	74.39	0.14	106.62	0.42
3/11/2020 8:14:45	78.38	0.58	74.34	0.14	106.42	0.41
3/11/2020 8:15:45	77.93	0.59	73.97	0.14	107.65	0.41
3/11/2020 8:16:45	77.81	0.57	74.63	0.14	107.75	0.42
3/11/2020 8:17:45	78.42	0.59	74.82	0.14	108.06	0.42
3/11/2020 8:18:45	77.91	0.59	73.08	0.13	108.47	0.39
3/11/2020 8:19:45	77.79	0.60	73.66	0.13	109.19	0.41
3/11/2020 8:20:45	78.40	0.59	73.49	0.14	109.48	0.42
3/11/2020 8:21:45	78.00	0.61	72.62	0.14	109.85	0.40
3/11/2020 8:22:45	77.77	0.58	73.50	0.14	109.97	0.41
3/11/2020 8:23:45	78.38	0.63	74.01	0.13	109.91	0.39
3/11/2020 8:24:45	78.02	0.56	73.63	0.14	108.13	0.42
3/11/2020 8:25:45	77.70	0.54	72.89	0.14	107.58	0.42
3/11/2020 8:26:45	78.66	0.57	73.31	0.13	108.39	0.38
3/11/2020 8:27:45	78.11	0.57	73.47	0.14	108.95	0.39
3/11/2020 8:28:45	77.61	0.63	72.46	0.14	108.97	0.46
3/11/2020 8:29:45	78.37	0.62	73.25	0.14	108.31	0.40
3/11/2020 8:30:45	78.01	0.58	73.42	0.13	107.00	0.39
3/11/2020 8:31:45	77.66	0.61	72.41	0.14	107.04	0.41
3/11/2020 8:32:45	78.37	0.59	72.02	0.14	106.68	0.41
3/11/2020 8:33:45	78.07	0.59	72.57	0.13	105.09	0.39
3/11/2020 8:34:45	77.63	0.61	71.87	0.14	104.72	0.43
3/11/2020 8:35:45	**78.36**	**0.57**	**71.98**	**0.14**	**104.68**	**0.40**
3/11/2020 8:36:45	**78.12**	**0.62**	**72.55**	**0.14**	**105.29**	**0.38**
3/11/2020 8:37:45	**77.53**	**0.54**	**72.33**	**0.14**	**106.93**	**0.39**
3/11/2020 8:38:45	**78.35**	**0.57**	**73.04**	**0.14**	**107.63**	**0.40**
3/11/2020 8:39:45	**78.11**	**0.56**	**73.47**	**0.14**	**107.72**	**0.42**
3/11/2020 8:40:45	**77.55**	**0.61**	**72.97**	**0.13**	**108.14**	**0.36**
3/11/2020 8:41:45	**78.36**	**0.58**	**72.96**	**0.14**	**108.34**	**0.41**
3/11/2020 8:42:45	**78.16**	**0.61**	**73.54**	**0.13**	**109.50**	**0.38**
3/11/2020 8:43:45	**77.50**	**0.65**	**72.19**	**0.13**	**108.73**	**0.42**
3/11/2020 8:44:45	**78.31**	**0.60**	**72.05**	**0.14**	**108.44**	**0.38**
3/11/2020 8:45:45	**78.22**	**0.61**	**72.55**	**0.14**	**108.52**	**0.41**
3/11/2020 8:46:45	**77.49**	**0.57**	**71.67**	**0.14**	**110.23**	**0.42**
3/11/2020 8:47:45	**78.34**	**0.60**	**71.73**	**0.14**	**109.98**	**0.38**
3/11/2020 8:48:45	**78.20**	**0.60**	**72.12**	**0.13**	**109.70**	**0.37**
3/11/2020 8:49:45	**77.42**	**0.62**	**71.98**	**0.13**	**109.60**	**0.44**
3/11/2020 8:50:45	**78.31**	**0.59**	**71.24**	**0.13**	**109.09**	**0.43**
3/11/2020 8:51:45	**78.84**	**0.58**	**71.44**	**0.14**	**107.21**	**0.41**
3/11/2020 8:52:45	**77.42**	**0.59**	**72.57**	**0.14**	**107.73**	**0.43**
3/11/2020 8:53:45	**78.27**	**0.60**	**71.95**	**0.13**	**109.01**	**0.40**

RM FIELD DATA

Client Medline
Location Waukegan, IL
Source EO Control System
Date 3/11/2020

Date/Time	Common Stk Temp. ºF	Common Stk ΔP (in H2O)	#2 Inlet Temp. ºF	#2 Inlet ΔP (in H2O)	#3 Inlet Temp. ºF	#3 Inlet ΔP (in H2O)
3/11/2020 8:54:45	78.21	0.61	71.47	0.14	110.21	0.41
3/11/2020 8:55:45	77.37	0.60	72.63	0.14	109.54	0.45
3/11/2020 8:56:45	78.29	0.60	71.97	0.13	108.75	0.44
3/11/2020 8:57:45	78.26	0.60	71.74	0.13	107.44	0.43
3/11/2020 8:58:45	77.35	0.60	72.57	0.14	107.36	0.36
3/11/2020 8:59:45	78.16	0.64	71.50	0.14	107.67	0.43
3/11/2020 9:00:45	78.35	0.62	72.19	0.13	108.11	0.42
3/11/2020 9:01:45	77.49	0.63	71.88	0.14	107.38	0.38
3/11/2020 9:02:45	78.05	0.62	71.01	0.13	106.96	0.43
3/11/2020 9:03:45	78.36	0.60	71.66	0.14	106.60	0.41
3/11/2020 9:04:45	77.67	0.58	70.81	0.14	105.68	0.42
3/11/2020 9:05:45	78.09	0.58	70.33	0.13	107.14	0.45
3/11/2020 9:06:45	78.41	0.59	71.01	0.14	106.49	0.42
3/11/2020 9:07:45	77.71	0.59	70.75	0.13	106.28	0.46
3/11/2020 9:08:45	77.94	0.56	70.51	0.14	106.89	0.38
3/11/2020 9:09:45	78.41	0.60	70.68	0.14	105.76	0.35
3/11/2020 9:10:45	77.74	0.60	71.71	0.14	105.84	0.43
3/11/2020 9:11:45	77.94	0.57	71.09	0.14	106.48	0.44
3/11/2020 9:12:45	78.41	0.57	69.78	0.13	104.84	0.42
3/11/2020 9:13:45	77.74	0.60	70.24	0.13	105.24	0.47
3/11/2020 9:14:45	77.95	0.59	71.01	0.14	107.36	0.45
3/11/2020 9:15:45	78.43	0.63	70.99	0.14	107.79	0.39
3/11/2020 9:16:45	77.93	0.57	70.67	0.14	108.81	0.39
3/11/2020 9:17:45	77.82	0.55	72.39	0.14	108.47	0.41
3/11/2020 9:18:45	78.44	0.59	72.84	0.14	107.79	0.46
3/11/2020 9:19:45	77.93	0.57	71.93	0.14	107.37	0.41
3/11/2020 9:20:45	77.76	0.61	72.10	0.13	106.86	0.41
3/11/2020 9:21:45	78.40	0.56	71.57	0.14	107.13	0.38
3/11/2020 9:22:45	78.18	0.62	71.76	0.14	106.31	0.42
3/11/2020 9:23:45	77.41	0.58	72.10	0.13	106.64	0.45
3/11/2020 9:24:45	78.23	0.62	71.10	0.14	107.92	0.39
3/11/2020 9:25:45	78.31	0.64	71.79	0.14	107.76	0.40
3/11/2020 9:26:45	77.35	0.57	71.69	0.13	107.88	0.42
3/11/2020 9:27:45	78.21	0.65	71.12	0.14	107.94	0.42
3/11/2020 9:28:45	78.30	0.56	70.52	0.13	107.32	0.44
3/11/2020 9:29:45	77.37	0.57	71.03	0.14	106.70	0.44
3/11/2020 9:30:45	78.26	0.62	71.20	0.14	106.45	0.40
3/11/2020 9:31:45	78.34	0.60	71.06	0.14	105.45	0.42
3/11/2020 9:32:45	77.32	0.59	70.97	0.14	105.24	0.45
3/11/2020 9:33:45	78.15	0.59	72.10	0.14	105.29	0.38
3/11/2020 9:34:45	78.35	0.60	72.11	0.14	105.41	0.39
3/11/2020 9:35:45	77.35	0.59	72.15	0.14	105.14	0.39
3/11/2020 9:36:45	78.23	0.60	72.64	0.14	106.29	0.41
3/11/2020 9:37:45	78.30	0.60	71.55	0.13	107.10	0.40
3/11/2020 9:38:45	77.40	0.62	73.42	0.13	106.09	0.40
3/11/2020 9:39:45	78.10	0.62	72.73	0.14	105.69	0.42
3/11/2020 9:40:45	78.40	0.62	72.30	0.13	105.52	0.40
3/11/2020 9:41:45	77.72	0.55	72.99	0.14	105.79	0.41
3/11/2020 9:42:45	77.88	0.58	72.95	0.14	106.28	0.45
3/11/2020 9:43:45	78.44	0.61	72.49	0.14	105.91	0.40
3/11/2020 9:44:45	77.95	0.59	73.26	0.14	105.62	0.40
3/11/2020 9:45:45	77.64	0.56	73.85	0.14	107.89	0.39
3/11/2020 9:46:45	78.40	0.60	73.24	0.14	108.87	0.40
3/11/2020 9:47:45	78.08	0.62	73.26	0.14	108.46	0.41
3/11/2020 9:48:45	77.80	0.62	73.49	0.14	106.61	0.42
3/11/2020 9:49:45	78.35	0.60	72.79	0.14	105.14	0.39
3/11/2020 9:50:45	78.09	0.64	71.55	0.14	104.29	0.38
3/11/2020 9:51:45	77.52	0.61	72.46	0.13	105.86	0.36
3/11/2020 9:52:45	78.52	0.54	72.98	0.14	106.29	0.46
3/11/2020 9:53:45	78.28	0.59	72.58	0.13	106.67	0.37
3/11/2020 9:54:45	77.37	0.58	74.03	0.13	106.54	0.37
3/11/2020 9:55:45	78.16	0.61	74.82	0.14	107.54	0.40
3/11/2020 9:56:45	78.37	0.59	74.80	0.14	108.33	0.36
3/11/2020 9:57:45	77.93	0.59	74.22	0.14	108.51	0.37
3/11/2020 9:58:45	77.97	0.59	73.68	0.14	107.65	0.41
3/11/2020 9:59:45	78.38	0.56	73.71	0.14	106.54	0.44

RM FIELD DATA

Client Medline
Location Waukegan, IL
Source EO Control System
Date 3/11/2020

Date/Time	Common Stk Temp. ºF	Common Stk ΔP (in H2O)	#2 Inlet Temp. ºF	#2 Inlet ΔP (in H2O)	#3 Inlet Temp. ºF	#3 Inlet ΔP (in H2O)
3/11/2020 10:00:45	78.04	0.59	73.76	0.14	106.18	0.38
3/11/2020 10:01:45	78.03	0.59	73.31	0.13	107.06	0.43
3/11/2020 10:02:45	78.29	0.58	74.30	0.14	106.24	0.44
3/11/2020 10:03:45	78.26	0.54	74.78	0.14	105.76	0.38
3/11/2020 10:04:45	77.78	0.54	74.41	0.14	106.65	0.33
3/11/2020 10:05:45	78.16	0.58	73.60	0.13	106.68	0.43
3/11/2020 10:06:45	78.38	0.61	74.36	0.14	107.47	0.42
3/11/2020 10:07:45	77.59	0.61	75.10	0.14	107.17	0.41
3/11/2020 10:08:45	78.35	0.57	75.28	0.14	107.07	0.44
3/11/2020 10:09:45	78.82	0.58	74.19	0.14	107.32	0.46
3/11/2020 10:10:45	78.62	0.57	73.85	0.13	107.57	0.41
3/11/2020 10:11:45	77.49	0.61	74.42	0.14	108.87	0.39
3/11/2020 10:12:45	78.17	0.55	74.22	0.14	110.01	0.36
3/11/2020 10:13:45	78.81	0.64	73.42	0.14	110.48	0.43
3/11/2020 10:14:45	78.24	0.58	74.16	0.13	110.64	0.43
3/11/2020 10:15:45	78.07	0.56	73.88	0.13	111.04	0.42
3/11/2020 10:16:45	78.69	0.56	73.76	0.13	110.66	0.41
3/11/2020 10:17:45	78.48	0.60	73.97	0.13	110.27	0.43
3/11/2020 10:18:45	78.25	0.61	74.48	0.14	110.47	0.41
3/11/2020 10:19:45	78.01	0.59	73.57	0.14	110.64	0.39
3/11/2020 10:20:45	78.69	0.59	72.08	0.13	110.15	0.42
3/11/2020 10:21:45	78.83	0.60	72.09	0.14	110.42	0.42
3/11/2020 10:22:45	78.33	0.57	71.66	0.14	110.32	0.42
3/11/2020 10:23:45	78.04	0.63	72.42	0.14	111.27	0.43
3/11/2020 10:24:45	78.48	0.60	72.42	0.14	111.85	0.44
3/11/2020 10:25:45	78.25	0.56	71.81	0.13	111.98	0.40
3/11/2020 10:26:45	77.78	0.58	71.64	0.14	112.06	0.37
3/11/2020 10:27:45	78.27	0.61	71.90	0.14	111.66	0.45
3/11/2020 10:28:45	78.71	0.60	71.05	0.13	111.79	0.47
3/11/2020 10:29:45	77.34	0.61	71.96	0.13	111.84	0.43
3/11/2020 10:30:45	78.22	0.59	72.08	0.14	112.34	0.37
3/11/2020 10:31:45	78.33	0.60	71.88	0.13	112.45	0.43
3/11/2020 10:32:45	77.37	0.62	72.55	0.14	112.30	0.40
3/11/2020 10:33:45	78.26	0.60	72.62	0.13	111.97	0.43
3/11/2020 10:34:45	78.28	0.59	71.97	0.14	112.54	0.43
3/11/2020 10:35:45	77.49	0.60	72.69	0.14	111.52	0.42
3/11/2020 10:36:45	78.19	0.60	73.09	0.13	110.75	0.43
3/11/2020 10:37:45	78.33	0.58	73.24	0.13	109.98	0.44
3/11/2020 10:38:45	77.38	0.61	72.15	0.14	110.75	0.43
3/11/2020 10:39:45	78.50	0.58	72.90	0.14	111.50	0.44
3/11/2020 10:40:45	78.82	0.64	72.42	0.13	111.26	0.37
3/11/2020 10:41:45	78.25	0.61	71.74	0.14	110.91	0.45
3/11/2020 10:42:45	78.21	0.59	73.36	0.14	111.15	0.45
3/11/2020 10:43:45	78.84	0.60	72.87	0.14	111.72	0.40
3/11/2020 10:44:45	78.63	0.66	72.50	0.14	111.95	0.42
3/11/2020 10:45:45	78.27	0.57	73.79	0.14	111.70	0.41
3/11/2020 10:46:45	78.71	0.60	73.47	0.14	110.45	0.46
3/11/2020 10:47:45	78.78	0.58	73.02	0.13	110.31	0.39
3/11/2020 10:48:45	77.85	0.63	74.30	0.14	110.85	0.40
3/11/2020 10:49:45	78.48	0.57	74.72	0.14	110.49	0.45
3/11/2020 10:50:45	78.83	0.67	74.33	0.14	110.95	0.41
3/11/2020 10:51:45	78.31	0.62	73.22	0.14	111.63	0.39
3/11/2020 10:52:45	78.19	0.57	73.30	0.13	112.68	0.42
3/11/2020 10:53:45	78.81	0.63	73.94	0.14	113.29	0.42
3/11/2020 10:54:45	78.57	0.59	73.56	0.13	113.36	0.37
3/11/2020 10:55:45	77.87	0.60	72.52	0.14	112.62	0.44
3/11/2020 10:56:45	78.71	0.62	72.83	0.13	112.59	0.38
3/11/2020 10:57:45	78.78	0.59	72.55	0.14	113.37	0.44
3/11/2020 10:58:45	78.18	0.59	71.12	0.14	113.17	0.43
3/11/2020 10:59:45	78.34	0.63	72.50	0.14	113.72	0.41
3/11/2020 11:00:45	78.83	0.60	72.30	0.15	113.66	0.41
3/11/2020 11:01:45	78.53	0.60	72.01	0.13	113.08	0.44
3/11/2020 11:02:45	77.86	0.57	72.18	0.14	113.06	0.45
3/11/2020 11:03:45	78.67	0.56	71.66	0.14	113.70	0.41
3/11/2020 11:04:45	78.83	0.64	71.68	0.15	113.96	0.44
3/11/2020 11:05:45	78.35	0.57	72.54	0.14	113.84	0.40

RM FIELD DATA

Client Medline
Location Waukegan, IL
Source EO Control System
Date 3/11/2020

Date/Time	Common Stk Temp. ºF	Common Stk ΔP (in H2O)	#2 Inlet Temp. ºF	#2 Inlet ΔP (in H2O)	#3 Inlet Temp. ºF	#3 Inlet ΔP (in H2O)
3/11/2020 11:06:45	77.93	0.60	71.82	0.14	113.35	0.44
3/11/2020 11:07:45	78.64	0.60	72.87	0.14	112.56	0.40
3/11/2020 11:08:45	78.84	0.57	73.30	0.14	113.02	0.40
3/11/2020 11:09:45	78.46	0.60	73.18	0.15	113.59	0.40
3/11/2020 11:10:45	77.93	0.61	73.79	0.14	113.26	0.41
3/11/2020 11:11:45	78.55	0.56	74.34	0.14	112.78	0.42
3/11/2020 11:12:45	78.82	0.64	73.58	0.13	111.67	0.42
3/11/2020 11:13:45	78.57	0.61	73.91	0.13	111.41	0.40
3/11/2020 11:14:45	77.92	0.57	74.39	0.13	112.90	0.45
3/11/2020 11:15:45	78.72	0.57	74.25	0.14	113.90	0.42
3/11/2020 11:16:45	78.73	0.60	71.99	0.14	115.25	0.38
3/11/2020 11:17:45	77.88	0.65	71.81	0.13	114.79	0.44
3/11/2020 11:18:45	78.52	0.59	72.14	0.13	113.52	0.37
3/11/2020 11:19:45	78.88	0.63	71.67	0.14	113.52	0.41
3/11/2020 11:20:45	78.22	0.61	71.11	0.15	113.68	0.39
3/11/2020 11:21:45	78.23	0.57	71.83	0.14	113.83	0.47
3/11/2020 11:22:45	78.94	0.54	72.53	0.14	114.13	0.40
3/11/2020 11:23:45	78.55	0.61	72.01	0.14	114.19	0.45
3/11/2020 11:24:45	77.88	0.59	72.45	0.13	114.40	0.40
3/11/2020 11:25:45	78.68	0.61	72.38	0.14	114.16	0.41
3/11/2020 11:26:45	78.78	0.61	71.18	0.14	114.39	0.42
3/11/2020 11:27:45	77.99	0.59	72.48	0.14	113.79	0.37
3/11/2020 11:28:45	78.35	0.58	72.34	0.13	113.40	0.39
3/11/2020 11:29:45	78.81	0.59	71.35	0.14	112.82	0.40
3/11/2020 11:30:45	79.17	0.61	72.23	0.13	113.54	0.42
3/11/2020 11:31:45	77.75	0.56	72.46	0.14	113.48	0.38
3/11/2020 11:32:45	78.48	0.58	71.98	0.14	113.63	0.43
3/11/2020 11:33:45	80.66	0.60	73.67	0.14	113.16	0.45
3/11/2020 11:34:45	78.59	0.59	74.00	0.14	112.55	0.40
3/11/2020 11:35:45	77.78	0.63	73.41	0.13	110.92	0.44
3/11/2020 11:36:45	78.44	0.61	73.24	0.14	111.70	0.42
3/11/2020 11:37:45	78.81	0.62	74.32	0.14	112.31	0.43
3/11/2020 11:38:45	78.67	0.59	74.36	0.14	112.42	0.38
3/11/2020 11:39:45	77.96	0.56	73.02	0.14	112.50	0.44
3/11/2020 11:40:45	78.26	0.58	72.60	0.14	111.87	0.42
3/11/2020 11:41:45	78.76	0.59	73.51	0.13	111.14	0.37
3/11/2020 11:42:45	78.66	0.60	73.15	0.14	110.91	0.41
3/11/2020 11:43:45	77.80	0.57	72.65	0.14	111.89	0.44
3/11/2020 11:44:45	78.59	0.59	73.49	0.14	112.51	0.41
3/11/2020 11:45:45	78.92	0.57	73.24	0.14	112.71	0.44
3/11/2020 11:46:45	78.13	0.62	72.89	0.14	113.27	0.49
3/11/2020 11:47:45	78.32	0.57	73.75	0.14	113.04	0.37
3/11/2020 11:48:45	78.96	0.58	74.40	0.14	112.34	0.45
3/11/2020 11:49:45	78.51	0.58	73.25	0.14	111.18	0.44
3/11/2020 11:50:45	77.85	0.57	73.16	0.14	109.63	0.41
3/11/2020 11:51:45	78.66	0.56	73.53	0.14	110.11	0.41
3/11/2020 11:52:45	78.77	0.57	74.03	0.14	110.43	0.43
3/11/2020 11:53:45	77.96	0.56	74.08	0.13	110.97	0.40
3/11/2020 11:54:45	78.37	0.65	75.88	0.14	111.38	0.45
3/11/2020 11:55:45	78.84	0.62	77.05	0.15	110.51	0.43
3/11/2020 11:56:45	78.48	0.60	77.26	0.15	110.22	0.43
3/11/2020 11:57:45	77.80	0.61	76.91	0.13	109.35	0.38
3/11/2020 11:58:45	78.52	0.60	77.51	0.13	109.39	0.41
3/11/2020 11:59:45	78.88	0.60	78.32	0.14	109.67	0.42
3/11/2020 12:00:45	78.58	0.61	78.33	0.13	109.14	0.41
3/11/2020 12:01:45	77.78	0.62	77.94	0.14	108.42	0.43
3/11/2020 12:02:45	78.94	0.65	78.77	0.14	108.78	0.38
3/11/2020 12:03:45	79.29	0.58	78.59	0.14	109.23	0.44
3/11/2020 12:04:45	79.05	0.61	76.71	0.13	109.87	0.41
3/11/2020 12:05:45	77.80	0.57	77.20	0.14	110.39	0.44
3/11/2020 12:06:45	78.43	0.58	76.44	0.14	110.34	0.44
3/11/2020 12:07:45	79.15	0.62	75.52	0.14	109.83	0.41
3/11/2020 12:08:45	78.55	0.65	75.15	0.14	108.57	0.43
3/11/2020 12:09:45	78.18	0.59	76.12	0.14	107.98	0.41
3/11/2020 12:10:45	78.74	0.60	76.24	0.14	109.39	0.42
3/11/2020 12:11:45	79.36	0.57	76.04	0.14	110.94	0.42

RM FIELD DATA

Client Medline
Location Waukegan, IL
Source EO Control System
Date 3/11/2020

Date/Time	Common Stk Temp. ºF	Common Stk ΔP (in H2O)	#2 Inlet Temp. ºF	#2 Inlet ΔP (in H2O)	#3 Inlet Temp. ºF	#3 Inlet ΔP (in H2O)
3/11/2020 12:12:45	77.89	0.60	74.83	0.15	111.87	0.39
3/11/2020 12:13:45	78.82	0.57	75.19	0.14	111.34	0.46
3/11/2020 12:14:45	79.27	0.57	75.63	0.15	110.42	0.44
3/11/2020 12:15:45	78.30	0.60	76.12	0.14	111.21	0.39
3/11/2020 12:16:45	78.17	0.59	75.98	0.14	110.97	0.41
3/11/2020 12:17:45	79.42	0.59	76.44	0.14	110.71	0.40
3/11/2020 12:18:45	78.68	0.57	77.04	0.14	109.93	0.40
3/11/2020 12:19:45	77.79	0.56	77.00	0.13	109.98	0.40
3/11/2020 12:20:45	79.01	0.57	75.91	0.14	111.24	0.42
3/11/2020 12:21:45	79.29	0.61	76.40	0.14	112.33	0.43
3/11/2020 12:22:45	78.63	0.56	76.94	0.14	111.88	0.43
3/11/2020 12:23:45	78.76	0.61	77.45	0.14	110.28	0.44
3/11/2020 12:24:45	79.27	0.57	76.61	0.14	109.60	0.41
3/11/2020 12:25:45	78.92	0.57	77.27	0.13	109.45	0.43
3/11/2020 12:26:45	78.45	0.60	77.58	0.13	110.69	0.39
3/11/2020 12:27:45	79.21	0.64	76.89	0.14	111.89	0.41
3/11/2020 12:28:45	79.14	0.57	76.53	0.14	111.71	0.44
3/11/2020 12:29:45	78.31	0.60	76.31	0.14	110.93	0.38
3/11/2020 12:30:45	79.06	0.59	77.00	0.13	111.17	0.39
3/11/2020 12:31:45	79.28	0.59	76.85	0.14	111.06	0.40
3/11/2020 12:32:45	77.94	0.58	77.15	0.14	110.57	0.44
3/11/2020 12:33:45	78.82	0.61	77.13	0.14	109.98	0.42
3/11/2020 12:34:45	79.27	0.61	76.89	0.13	109.99	0.44
3/11/2020 12:35:45	79.11	0.60	76.04	0.14	111.99	0.43
3/11/2020 12:36:45	78.27	0.59	76.78	0.14	113.22	0.41
3/11/2020 12:37:45	78.94	0.62	77.54	0.14	113.10	0.32
3/11/2020 12:38:45	79.32	0.64	76.93	0.14	112.75	0.45
3/11/2020 12:39:45	79.06	0.57	77.04	0.14	112.17	0.44
3/11/2020 12:40:45	78.26	0.56	76.44	0.14	112.18	0.43
3/11/2020 12:41:45	78.96	0.58	76.56	0.13	111.31	0.37
3/11/2020 12:42:45	79.31	0.59	75.85	0.14	110.77	0.43
3/11/2020 12:43:45	79.04	0.62	75.77	0.13	110.65	0.40
3/11/2020 12:44:45	78.23	0.61	76.93	0.14	110.73	0.43
3/11/2020 12:45:45	78.99	0.61	77.00	0.13	112.02	0.42
3/11/2020 12:46:45	79.31	0.60	76.07	0.14	112.39	0.38
3/11/2020 12:47:45	78.80	0.57	76.30	0.14	111.73	0.44
3/11/2020 12:48:45	78.45	0.60	77.45	0.13	109.76	0.42
3/11/2020 12:49:45	79.18	0.57	77.49	0.14	108.71	0.43
3/11/2020 12:50:45	79.14	0.60	77.01	0.14	109.05	0.41
3/11/2020 12:51:45	78.28	0.64	77.70	0.14	109.32	0.43
3/11/2020 12:52:45	78.96	0.57	78.83	0.14	109.70	0.39
3/11/2020 12:53:45	79.29	0.58	77.55	0.14	109.61	0.40
3/11/2020 12:54:45	78.65	0.60	77.17	0.14	108.85	0.42
3/11/2020 12:55:45	78.65	0.63	78.25	0.14	108.37	0.44
3/11/2020 12:56:45	79.30	0.58	79.21	0.13	108.29	0.43
3/11/2020 12:57:45	78.93	0.61	78.44	0.14	107.88	0.42
3/11/2020 12:58:45	78.43	0.58	77.96	0.13	108.29	0.42
3/11/2020 12:59:45	79.38	0.60	78.64	0.14	108.63	0.45
3/11/2020 13:00:45	79.09	0.59	78.11	0.13	108.13	0.42
3/11/2020 13:01:45	78.70	0.58	76.99	0.14	108.09	0.36
3/11/2020 13:02:45	79.14	0.59	77.28	0.14	107.69	0.41
3/11/2020 13:03:45	79.22	0.61	78.28	0.14	107.66	0.42
3/11/2020 13:04:45	78.25	0.57	78.39	0.14	107.37	0.42
3/11/2020 13:05:45	78.98	0.63	78.30	0.14	106.60	0.41
3/11/2020 13:06:45	79.42	0.59	79.14	0.14	107.69	0.40
3/11/2020 13:07:45	78.48	0.60	78.56	0.14	108.63	0.42
3/11/2020 13:08:45	78.85	0.59	77.58	0.14	109.09	0.41
3/11/2020 13:09:45	79.28	0.64	78.57	0.14	108.78	0.47
3/11/2020 13:10:45	78.71	0.63	79.17	0.14	108.67	0.43
3/11/2020 13:11:45	78.70	0.59	77.99	0.14	109.16	0.42
3/11/2020 13:12:45	79.26	0.57	78.18	0.14	109.39	0.37
3/11/2020 13:13:45	78.92	0.58	77.74	0.14	109.50	0.41
3/11/2020 13:14:45	78.42	0.60	77.78	0.14	109.46	0.37
3/11/2020 13:15:45	79.20	0.55	76.89	0.13	109.96	0.39
3/11/2020 13:16:45	79.13	0.60	78.32	0.15	110.57	0.38
3/11/2020 13:17:45	78.23	0.59	79.22	0.14	110.84	0.45

RM FIELD DATA

Client Medline
Location Waukegan, IL
Source EO Control System
Date 3/11/2020

Date/Time	Common Stk Temp. ºF	Common Stk ΔP (in H2O)	#2 Inlet Temp. ºF	#2 Inlet ΔP (in H2O)	#3 Inlet Temp. ºF	#3 Inlet ΔP (in H2O)
3/11/2020 13:18:45	79.12	0.60	78.72	0.13	110.17	0.43
3/11/2020 13:19:45	79.20	0.62	78.97	0.14	109.15	0.41
3/11/2020 13:20:45	78.36	0.58	79.17	0.13	108.81	0.44
3/11/2020 13:21:45	78.92	0.57	78.61	0.13	108.29	0.39
3/11/2020 13:22:45	79.35	0.58	78.89	0.14	109.17	0.40
3/11/2020 13:23:45	78.63	0.63	78.68	0.13	110.50	0.40
3/11/2020 13:24:45	78.86	0.63	77.97	0.13	110.68	0.31
3/11/2020 13:25:45	79.31	0.59	78.15	0.15	111.34	0.44
3/11/2020 13:26:45	78.93	0.64	78.23	0.13	111.79	0.39
3/11/2020 13:27:45	78.44	0.56	77.96	0.14	112.55	0.43
3/11/2020 13:28:45	79.27	0.58	77.31	0.14	112.93	0.41
3/11/2020 13:29:45	79.68	0.61	78.66	0.14	112.77	0.44
3/11/2020 13:30:45	78.85	0.60	79.48	0.14	112.14	0.42
3/11/2020 13:31:45	79.35	0.61	78.95	0.13	112.17	0.41
3/11/2020 13:32:45	79.77	0.59	79.90	0.14	111.66	0.44
3/11/2020 13:33:45	79.24	0.64	78.80	0.13	113.50	0.39
3/11/2020 13:34:45	78.73	0.62	76.77	0.14	113.14	0.37
3/11/2020 13:35:45	79.00	0.61	75.96	0.14	113.27	0.41
3/11/2020 13:36:45	79.50	0.59	76.25	0.13	114.88	0.42
3/11/2020 13:37:45	79.44	0.56	76.03	0.13	115.28	0.43
3/11/2020 13:38:45	79.57	0.55	75.21	0.14	114.78	0.38
3/11/2020 13:39:45	78.68	0.60	75.85	0.13	113.27	0.35
3/11/2020 13:40:45	79.06	0.60	76.98	0.14	111.65	0.40
3/11/2020 13:41:45	79.24	0.58	76.24	0.14	111.46	0.42
3/11/2020 13:42:45	78.90	0.60	76.20	0.14	112.67	0.44
3/11/2020 13:43:45	79.31	0.57	76.54	0.13	113.49	0.36
3/11/2020 13:44:45	79.77	0.55	77.83	0.14	113.72	0.40
3/11/2020 13:45:45	78.92	0.55	78.06	0.13	113.02	0.39
3/11/2020 13:46:45	79.08	0.60	77.64	0.14	112.98	0.41
3/11/2020 13:47:45	79.70	0.58	78.96	0.14	113.36	0.38
3/11/2020 13:48:45	79.47	0.58	79.45	0.13	113.21	0.42
3/11/2020 13:49:45	78.68	0.60	78.30	0.13	111.48	0.42
3/11/2020 13:50:45	79.42	0.58	78.11	0.14	110.45	0.45
3/11/2020 13:51:45	79.79	0.59	77.49	0.14	109.81	0.44
3/11/2020 13:52:45	78.81	0.54	76.31	0.14	110.59	0.45
3/11/2020 13:53:45	79.04	0.61	77.11	0.14	110.66	0.47
3/11/2020 13:54:45	79.27	0.61	77.95	0.14	109.63	0.43
3/11/2020 13:55:45	79.22	0.56	77.51	0.13	109.19	0.41
3/11/2020 13:56:45	78.44	0.59	76.53	0.14	108.53	0.36
3/11/2020 13:57:45	78.74	0.59	77.33	0.14	109.32	0.44
3/11/2020 13:58:45	79.68	0.60	77.51	0.14	110.62	0.41
3/11/2020 13:59:45	79.55	0.61	77.06	0.14	110.81	0.38
3/11/2020 14:00:45	78.90	0.61	77.31	0.14	110.14	0.40
3/11/2020 14:01:45	78.91	0.60	78.15	0.14	109.43	0.44
3/11/2020 14:02:45	79.08	0.60	78.19	0.13	108.69	0.44
3/11/2020 14:03:45	79.28	0.57	77.27	0.14	108.30	0.42
3/11/2020 14:04:45	79.56	0.59	77.78	0.13	108.13	0.47
3/11/2020 14:05:45	79.36	0.59	78.73	0.14	108.47	0.41
3/11/2020 14:06:45	79.32	0.60	78.88	0.13	108.98	0.44
3/11/2020 14:07:45	79.72	0.60	77.77	0.14	109.65	0.41
3/11/2020 14:08:45	78.68	0.60	78.07	0.14	109.51	0.35
3/11/2020 14:09:45	79.65	0.58	78.18	0.14	110.56	0.45
3/11/2020 14:10:45	79.63	0.58	77.58	0.13	110.63	0.46
3/11/2020 14:11:45	78.68	0.62	77.70	0.14	109.55	0.37
3/11/2020 14:12:45	80.08	0.60	78.20	0.14	108.91	0.41
3/11/2020 14:13:45	79.71	0.57	78.47	0.14	107.57	0.42
3/11/2020 14:14:45	78.90	0.55	77.88	0.14	108.29	0.41
3/11/2020 14:15:45	79.24	0.59	77.64	0.13	109.50	0.39
3/11/2020 14:16:45	79.70	0.58	77.93	0.14	110.04	0.40
3/11/2020 14:17:45	79.37	0.58	76.94	0.13	110.69	0.46
3/11/2020 14:18:45	78.94	0.60	77.46	0.13	112.01	0.42
3/11/2020 14:19:45	79.60	0.62	78.20	0.14	113.43	0.41
3/11/2020 14:20:45	79.64	0.60	78.65	0.15	113.22	0.42
3/11/2020 14:21:45	78.88	0.57	77.16	0.13	112.75	0.42
3/11/2020 14:22:45	79.03	0.56	77.86	0.13	111.85	0.41
3/11/2020 14:23:45	79.51	0.56	78.68	0.14	110.75	0.43

RM FIELD DATA

Client Medline
Location Waukegan, IL
Source EO Control System
Date 3/11/2020

Date/Time	Common Stk Temp. ºF	Common Stk ΔP (in H2O)	#2 Inlet Temp. ºF	#2 Inlet ΔP (in H2O)	#3 Inlet Temp. ºF	#3 Inlet ΔP (in H2O)
3/11/2020 14:24:45	79.76	0.66	78.24	0.13	110.67	0.44
3/11/2020 14:25:45	79.69	0.58	77.40	0.14	110.48	0.39
3/11/2020 14:26:45	79.35	0.61	78.18	0.14	110.17	0.39
3/11/2020 14:27:45	78.90	0.57	78.68	0.14	109.80	0.39
3/11/2020 14:28:45	79.67	0.62	77.59	0.14	109.33	0.43
3/11/2020 14:29:45	79.54	0.60	77.98	0.14	109.65	0.42
3/11/2020 14:30:45	78.73	0.58	77.77	0.14	110.37	0.47
3/11/2020 14:31:45	79.58	0.64	77.75	0.14	111.43	0.41
3/11/2020 14:32:45	79.70	0.58	77.38	0.14	110.93	0.44
3/11/2020 14:33:45	78.79	0.57	77.65	0.14	110.08	0.41
3/11/2020 14:34:45	79.35	0.57	78.70	0.14	109.89	0.42
3/11/2020 14:35:45	79.68	0.58	78.31	0.14	110.50	0.34
3/11/2020 14:36:45	79.07	0.62	79.79	0.14	110.24	0.41
3/11/2020 14:37:45	79.22	0.59	80.55	0.14	111.00	0.43
3/11/2020 14:38:45	80.24	0.59	78.63	0.13	111.38	0.42
3/11/2020 14:39:45	79.41	0.64	78.99	0.14	112.25	0.38
3/11/2020 14:40:45	79.32	0.56	78.63	0.14	112.72	0.44
3/11/2020 14:41:45	79.64	0.57	77.81	0.14	112.80	0.39
3/11/2020 14:42:45	79.62	0.59	78.47	0.13	113.41	0.38
3/11/2020 14:43:45	78.66	0.57	79.14	0.14	113.59	0.40
3/11/2020 14:44:45	79.46	0.54	79.07	0.14	113.28	0.43
3/11/2020 14:45:45	79.69	0.57	79.22	0.14	112.62	0.44
3/11/2020 14:46:45	79.16	0.59	79.53	0.13	112.03	0.43
3/11/2020 14:47:45	79.17	0.58	79.28	0.14	112.24	0.31
3/11/2020 14:48:45	79.72	0.59	79.78	0.14	112.38	0.42
3/11/2020 14:49:45	79.53	0.59	80.03	0.14	112.36	0.40
3/11/2020 14:50:45	78.68	0.56	78.80	0.14	111.91	0.35
3/11/2020 14:51:45	79.44	0.58	79.38	0.14	111.49	0.42
3/11/2020 14:52:45	79.74	0.60	79.07	0.14	111.22	0.42
3/11/2020 14:53:45	79.49	0.63	77.79	0.14	112.27	0.41
3/11/2020 14:54:45	78.90	0.57	77.83	0.14	112.80	0.40
3/11/2020 14:55:45	78.79	0.59	78.26	0.13	112.82	0.40
3/11/2020 14:56:45	79.87	0.64	78.37	0.14	112.66	0.45
3/11/2020 14:57:45	80.16	0.57	78.19	0.13	112.19	0.41
3/11/2020 14:58:45	80.07	0.62	79.18	0.14	112.22	0.42
3/11/2020 14:59:45	78.67	0.60	79.20	0.13	112.75	0.35
3/11/2020 15:00:45	79.89	0.57	79.18	0.14	113.30	0.41
3/11/2020 15:01:45	80.21	0.58	80.11	0.13	112.82	0.42
3/11/2020 15:02:45	79.21	0.55	79.49	0.13	112.15	0.44
3/11/2020 15:03:45	79.40	0.58	79.21	0.15	111.02	0.42
3/11/2020 15:04:45	80.06	0.56	79.21	0.14	111.35	0.42
3/11/2020 15:05:45	80.05	0.62	79.66	0.13	110.49	0.36
3/11/2020 15:06:45	79.17	0.59	80.98	0.14	110.15	0.42
3/11/2020 15:07:45	80.05	0.57	81.83	0.14	108.62	0.41
3/11/2020 15:08:45	80.04	0.63	81.70	0.14	108.03	0.44
3/11/2020 15:09:45	79.18	0.56	80.44	0.14	107.69	0.44
3/11/2020 15:10:45	80.00	0.58	81.13	0.14	108.42	0.41
3/11/2020 15:11:45	80.13	0.58	81.77	0.14	108.82	0.41
3/11/2020 15:12:45	79.15	0.58	81.07	0.14	108.64	0.40
3/11/2020 15:13:45	80.04	0.57	79.88	0.14	108.59	0.40
3/11/2020 15:14:45	80.27	0.59	81.21	0.14	109.29	0.41
3/11/2020 15:15:45	79.13	0.55	82.33	0.14	109.82	0.43
3/11/2020 15:16:45	79.97	0.60	82.05	0.14	109.45	0.39
3/11/2020 15:17:45	80.19	0.58	80.84	0.14	108.90	0.46
3/11/2020 15:18:45	79.38	0.57	81.16	0.14	108.53	0.42
3/11/2020 15:19:45	79.82	0.59	81.86	0.14	107.86	0.41
3/11/2020 15:20:45	80.18	0.58	81.62	0.14	108.26	0.41
3/11/2020 15:21:45	79.63	0.60	80.85	0.14	108.76	0.41
3/11/2020 15:22:45	79.64	0.61	81.75	0.14	109.39	0.40
3/11/2020 15:23:45	80.17	0.55	82.23	0.14	110.28	0.43
3/11/2020 15:24:45	79.80	0.56	82.72	0.14	109.89	0.41
3/11/2020 15:25:45	79.47	0.56	81.83	0.13	111.18	0.38
3/11/2020 15:26:45	80.14	0.62	81.62	0.14	111.56	0.42
3/11/2020 15:27:45	79.93	0.56	82.26	0.14	110.66	0.43
3/11/2020 15:28:45	79.33	0.56	83.14	0.14	109.73	0.39
3/11/2020 15:29:45	80.14	0.56	82.73	0.13	110.28	0.41

RM FIELD DATA

Client Medline
Location Waukegan, IL
Source EO Control System
Date 3/11/2020

Date/Time	Common Stk Temp. ºF	Common Stk ΔP (in H2O)	#2 Inlet Temp. ºF	#2 Inlet ΔP (in H2O)	#3 Inlet Temp. ºF	#3 Inlet ΔP (in H2O)
3/11/2020 15:30:45	79.96	0.65	81.59	0.14	110.57	0.40
3/11/2020 15:31:45	79.26	0.58	81.79	0.13	110.17	0.40
3/11/2020 15:32:45	80.07	0.56	82.26	0.15	109.47	0.45
3/11/2020 15:33:45	80.01	0.61	82.07	0.14	109.07	0.46
3/11/2020 15:34:45	79.20	0.63	81.28	0.14	109.44	0.46
3/11/2020 15:35:45	80.08	0.64	82.22	0.13	111.01	0.41
3/11/2020 15:36:45	80.02	0.60	82.66	0.14	111.48	0.43
3/11/2020 15:37:45	79.16	0.59	83.08	0.14	110.88	0.41
3/11/2020 15:38:45	79.93	0.57	82.41	0.14	109.04	0.37
3/11/2020 15:39:45	80.14	0.59	81.72	0.14	108.24	0.35
3/11/2020 15:40:45	79.36	0.63	82.59	0.14	108.50	0.41
3/11/2020 15:41:45	79.78	0.64	82.74	0.14	108.73	0.42
3/11/2020 15:42:45	80.16	0.60	81.72	0.14	108.96	0.41
3/11/2020 15:43:45	79.51	0.60	81.46	0.14	109.20	0.38
3/11/2020 15:44:45	79.79	0.55	82.23	0.14	108.89	0.43
3/11/2020 15:45:45	80.24	0.60	82.33	0.13	110.52	0.39
3/11/2020 15:46:45	79.42	0.58	81.84	0.13	111.48	0.41
3/11/2020 15:47:45	79.82	0.60	81.28	0.14	111.77	0.44
3/11/2020 15:48:45	80.16	0.58	81.21	0.14	110.09	0.41
3/11/2020 15:49:45	79.44	0.60	81.37	0.14	109.77	0.43
3/11/2020 15:50:45	79.84	0.60	79.85	0.14	110.86	0.44
3/11/2020 15:51:45	80.18	0.63	79.62	0.14	112.41	0.40
3/11/2020 15:52:45	79.43	0.57	80.09	0.13	112.58	0.44
3/11/2020 15:53:45	79.79	0.59	79.71	0.14	112.25	0.42
3/11/2020 15:54:45	80.21	0.58	79.92	0.14	111.91	0.40
3/11/2020 15:55:45	79.52	0.59	80.56	0.14	111.90	0.42
3/11/2020 15:56:45	79.69	0.58	79.65	0.13	112.39	0.42
3/11/2020 15:57:45	80.15	0.57	79.80	0.15	112.71	0.41
3/11/2020 15:58:45	79.76	0.63	79.74	0.14	111.80	0.45
3/11/2020 15:59:45	79.55	0.60	78.34	0.14	109.98	0.44
3/11/2020 16:00:45	80.16	0.60	78.64	0.14	109.50	0.42
3/11/2020 16:01:45	79.74	0.58	79.15	0.13	109.98	0.38
3/11/2020 16:02:45	79.39	0.59	78.75	0.13	109.76	0.41
3/11/2020 16:03:45	80.19	0.56	77.82	0.14	109.29	0.43
3/11/2020 16:04:45	80.82	0.54	78.64	0.14	108.72	0.41
3/11/2020 16:05:45	79.28	0.59	79.06	0.14	108.58	0.42
3/11/2020 16:06:45	80.19	0.57	78.74	0.14	109.04	0.41
3/11/2020 16:07:45	80.04	0.57	79.96	0.14	110.01	0.42
3/11/2020 16:08:45	79.20	0.60	79.97	0.14	109.72	0.47
3/11/2020 16:09:45	80.13	0.60	79.63	0.14	109.18	0.40
3/11/2020 16:10:45	80.08	0.58	80.75	0.14	108.43	0.42
3/11/2020 16:11:45	79.16	0.59	82.25	0.14	110.17	0.34
3/11/2020 16:12:45	80.04	0.60	83.03	0.14	113.65	0.39
3/11/2020 16:13:45	80.12	0.61	83.41	0.14	115.69	0.41
3/11/2020 16:14:45	79.18	0.57	82.24	0.15	115.69	0.41
3/11/2020 16:15:45	80.01	0.55	82.00	0.14	115.10	0.43
3/11/2020 16:16:45	80.13	0.60	81.62	0.13	114.94	0.38
3/11/2020 16:17:45	79.16	0.58	81.81	0.14	114.96	0.40
3/11/2020 16:18:45	80.10	0.57	81.09	0.14	114.81	0.38
3/11/2020 16:19:45	80.17	0.64	80.54	0.14	113.70	0.44
3/11/2020 16:20:45	79.36	0.62	81.34	0.14	112.18	0.42
3/11/2020 16:21:45	79.82	0.59	81.03	0.14	110.87	0.44
3/11/2020 16:22:45	80.16	0.58	80.72	0.14	111.24	0.39
3/11/2020 16:23:45	79.43	0.62	81.27	0.14	110.15	0.42
3/11/2020 16:24:45	79.80	0.59	81.75	0.13	109.62	0.41
3/11/2020 16:25:45	80.22	0.59	81.04	0.14	109.83	0.43
3/11/2020 16:26:45	79.51	0.61	80.33	0.14	109.27	0.38
3/11/2020 16:27:45	79.79	0.62	80.34	0.14	109.35	0.39
3/11/2020 16:28:45	80.20	0.58	80.99	0.14	110.37	0.45
3/11/2020 16:29:45	79.53	0.60	80.89	0.14	110.18	0.42
3/11/2020 16:30:45	79.65	0.59	79.64	0.15	109.52	0.41
3/11/2020 16:31:45	80.39	0.60	80.00	0.15	108.43	0.43
3/11/2020 16:32:45	79.68	0.57	80.08	0.13	107.31	0.48
3/11/2020 16:33:45	79.53	0.59	78.55	0.14	108.47	0.41
3/11/2020 16:34:45	80.18	0.58	79.54	0.15	109.30	0.44
3/11/2020 16:35:45	79.84	0.59	78.91	0.14	109.34	0.43

RM FIELD DATA

Client Medline
Location Waukegan, IL
Source EO Control System
Date 3/11/2020

Date/Time	Common Stk Temp. ºF	Common Stk ΔP (in H2O)	#2 Inlet Temp. ºF	#2 Inlet ΔP (in H2O)	#3 Inlet Temp. ºF	#3 Inlet ΔP (in H2O)
3/11/2020 16:36:45	79.43	0.60	78.90	0.13	109.47	0.42
3/11/2020 16:37:45	80.14	0.57	80.02	0.14	109.25	0.39
3/11/2020 16:38:45	79.92	0.59	80.24	0.14	107.87	0.41
3/11/2020 16:39:45	79.33	0.59	79.86	0.14	108.11	0.45
3/11/2020 16:40:45	80.12	0.63	80.36	0.15	108.69	0.39
3/11/2020 16:41:45	80.06	0.59	80.90	0.15	109.50	0.37
3/11/2020 16:42:45	79.18	0.58	80.17	0.14	109.46	0.41
3/11/2020 16:43:45	80.22	0.57	79.93	0.14	107.80	0.39
3/11/2020 16:44:45	80.10	0.61	80.08	0.14	107.50	0.42
3/11/2020 16:45:45	79.15	0.58	78.94	0.14	108.50	0.40
3/11/2020 16:46:45	79.94	0.60	79.31	0.14	109.15	0.44
3/11/2020 16:47:45	80.19	0.62	79.02	0.14	110.47	0.41
3/11/2020 16:48:45	79.31	0.57	77.72	0.14	110.45	0.43
3/11/2020 16:49:45	79.90	0.59	77.46	0.14	108.87	0.36
3/11/2020 16:50:45	80.42	0.59	77.76	0.14	107.97	0.39
3/11/2020 16:51:45	79.31	0.59	77.31	0.14	108.59	0.44
3/11/2020 16:52:45	80.05	0.59	76.73	0.14	109.49	0.35
3/11/2020 16:53:45	80.26	0.61	77.48	0.14	110.63	0.44
3/11/2020 16:54:45	79.27	0.56	77.01	0.14	109.12	0.47
3/11/2020 16:55:45	79.90	0.61	76.14	0.14	107.77	0.42
3/11/2020 16:56:45	80.54	0.59	75.66	0.14	107.34	0.44
3/11/2020 16:57:45	79.43	0.56	76.19	0.14	106.99	0.40
3/11/2020 16:58:45	79.72	0.61	75.92	0.14	108.10	0.43
3/11/2020 16:59:45	80.19	0.62	75.23	0.14	107.00	0.41
3/11/2020 17:00:45	79.57	0.58	76.11	0.15	107.48	0.41
3/11/2020 17:01:45	79.65	0.57	76.99	0.15	108.55	0.41
3/11/2020 17:02:45	80.20	0.59	76.85	0.14	109.12	0.38
3/11/2020 17:03:45	79.68	0.59	75.99	0.14	111.55	0.38
3/11/2020 17:04:45	79.53	0.60	76.60	0.14	111.92	0.44
3/11/2020 17:05:45	80.19	0.60	77.57	0.14	111.66	0.41
3/11/2020 17:06:45	79.89	0.59	77.45	0.14	110.43	0.43
3/11/2020 17:07:45	79.34	0.57	76.86	0.14	111.38	0.44
3/11/2020 17:08:45	80.17	0.57	77.48	0.14	111.43	0.39
3/11/2020 17:09:45	79.90	0.61	77.83	0.13	111.93	0.40
3/11/2020 17:10:45	79.35	0.56	77.69	0.14	110.94	0.40
3/11/2020 17:11:45	80.12	0.60	77.06	0.14	110.45	0.38
3/11/2020 17:12:45	80.03	0.58	76.98	0.14	111.54	0.41
3/11/2020 17:13:45	79.23	0.57	77.53	0.14	111.96	0.40
3/11/2020 17:14:45	80.07	0.60	77.53	0.13	111.75	0.44
3/11/2020 17:15:45	80.05	0.63	76.54	0.14	109.75	0.47
3/11/2020 17:16:45	79.10	0.55	77.20	0.14	108.47	0.45
3/11/2020 17:17:45	80.04	0.56	77.06	0.14	108.97	0.41
3/11/2020 17:18:45	80.11	0.55	76.18	0.13	110.49	0.45
3/11/2020 17:19:45	79.12	0.54	75.89	0.14	110.98	0.46
3/11/2020 17:20:45	79.99	0.59	76.71	0.14	108.78	0.45
3/11/2020 17:21:45	80.13	0.63	77.06	0.14	108.03	0.39
3/11/2020 17:22:45	79.16	0.60	76.62	0.14	109.13	0.40
3/11/2020 17:23:45	81.49	0.58	76.65	0.14	109.32	0.34
3/11/2020 17:24:45	80.19	0.59	77.47	0.14	110.03	0.36
3/11/2020 17:25:45	79.20	0.59	77.71	0.13	110.53	0.41
3/11/2020 17:26:45	80.74	0.56	76.50	0.14	110.62	0.36
3/11/2020 17:27:45	80.15	0.60	77.41	0.14	110.90	0.40
3/11/2020 17:28:45	79.36	0.62	77.55	0.15	110.60	0.39
3/11/2020 17:29:45	79.78	0.60	75.86	0.14	109.44	0.44
3/11/2020 17:30:45	80.22	0.61	75.64	0.14	108.50	0.42
3/11/2020 17:31:45	79.56	0.58	76.08	0.14	108.63	0.40
3/11/2020 17:32:45	80.40	0.59	76.20	0.15	109.84	0.42
3/11/2020 17:33:45	80.16	0.55	75.74	0.14	109.54	0.43
3/11/2020 17:34:45	79.75	0.61	75.51	0.14	109.43	0.42
3/11/2020 17:35:45	79.52	0.55	76.43	0.14	108.50	0.41
3/11/2020 17:36:45	80.16	0.56	77.16	0.14	107.81	0.45
3/11/2020 17:37:45	79.91	0.58	76.10	0.14	106.96	0.44
3/11/2020 17:38:45	79.34	0.59	75.21	0.13	107.68	0.41
3/11/2020 17:39:45	80.16	0.58	76.05	0.14	109.16	0.44
3/11/2020 17:40:45	79.95	0.54	75.77	0.14	109.58	0.41
3/11/2020 17:41:45	79.50	0.58	75.29	0.14	108.72	0.41

RM FIELD DATA

Client Medline
Location Waukegan, IL
Source EO Control System
Date 3/11/2020

Date/Time	Common Stk Temp. ºF	Common Stk ΔP (in H2O)	#2 Inlet Temp. ºF	#2 Inlet ΔP (in H2O)	#3 Inlet Temp. ºF	#3 Inlet ΔP (in H2O)
3/11/2020 17:42:45	80.15	0.61	74.24	0.14	108.65	0.43
3/11/2020 17:43:45	80.22	0.59	74.98	0.14	108.85	0.38
3/11/2020 17:44:45	79.23	0.63	75.68	0.14	108.24	0.43
3/11/2020 17:45:45	80.09	0.59	75.06	0.14	109.09	0.38
3/11/2020 17:46:45	80.07	0.58	74.77	0.14	110.42	0.40
3/11/2020 17:47:45	79.16	0.57	74.60	0.14	111.41	0.40
3/11/2020 17:48:45	80.01	0.61	75.07	0.14	111.66	0.43
3/11/2020 17:49:45	80.10	0.60	74.82	0.14	110.77	0.37
3/11/2020 17:50:45	79.22	0.58	74.07	0.14	111.40	0.39
3/11/2020 17:51:45	79.84	0.57	74.64	0.14	112.00	0.42
3/11/2020 17:52:45	80.19	0.57	75.25	0.14	111.10	0.39
3/11/2020 17:53:45	79.74	0.58	75.76	0.14	109.91	0.44
3/11/2020 17:54:45	79.52	0.61	74.53	0.13	110.43	0.44
3/11/2020 17:55:45	80.21	0.54	74.66	0.14	110.90	0.42
3/11/2020 17:56:45	79.84	0.63	75.15	0.15	111.95	0.41
3/11/2020 17:57:45	79.58	0.61	75.09	0.14	111.81	0.45
3/11/2020 17:58:45	80.15	0.63	74.85	0.14	111.69	0.35
3/11/2020 17:59:45	79.87	0.56	74.51	0.14	112.24	0.39
3/11/2020 18:00:45	79.39	0.61	74.74	0.14	111.86	0.42
3/11/2020 18:01:45	80.15	0.58	74.70	0.15	111.91	0.39
3/11/2020 18:02:45	79.87	0.59	74.30	0.14	111.15	0.41
3/11/2020 18:03:45	79.27	0.60	74.22	0.14	110.50	0.45
3/11/2020 18:04:45	80.11	0.57	75.55	0.14	111.83	0.43
3/11/2020 18:05:45	79.98	0.55	76.21	0.14	111.83	0.40
3/11/2020 18:06:45	79.27	0.57	75.63	0.14	111.56	0.42
3/11/2020 18:07:45	80.07	0.60	75.57	0.15	110.74	0.42
3/11/2020 18:08:45	80.02	0.59	76.07	0.14	110.52	0.43
3/11/2020 18:09:45	79.13	0.57	76.36	0.14	110.93	0.36
3/11/2020 18:10:45	80.02	0.57	75.92	0.14	109.57	0.41
3/11/2020 18:11:45	80.10	0.62	75.35	0.13	108.84	0.43
3/11/2020 18:12:45	79.13	0.62	75.61	0.13	108.61	0.42
3/11/2020 18:13:45	79.96	0.56	75.71	0.13	109.22	0.41
3/11/2020 18:14:45	80.15	0.56	75.20	0.14	110.26	0.36
3/11/2020 18:15:45	79.17	0.66	74.70	0.14	112.00	0.39
3/11/2020 18:16:45	79.97	0.59	75.38	0.14	111.22	0.44
3/11/2020 18:17:45	80.17	0.58	76.25	0.14	110.74	0.45
3/11/2020 18:18:45	79.41	0.62	75.40	0.14	111.02	0.42
3/11/2020 18:19:45	79.77	0.59	74.74	0.14	110.83	0.41
3/11/2020 18:20:45	79.78	0.58	75.75	0.15	110.04	0.43
3/11/2020 18:21:45	79.66	0.56	75.77	0.14	110.25	0.41
3/11/2020 18:22:45	79.67	0.58	75.53	0.14	110.76	0.41
3/11/2020 18:23:45	80.22	0.56	75.25	0.14	110.54	0.40
3/11/2020 18:24:45	79.53	0.56	75.88	0.13	110.32	0.43
3/11/2020 18:25:45	79.67	0.62	75.73	0.14	109.46	0.44
3/11/2020 18:26:45	80.20	0.57	75.40	0.14	108.62	0.41
3/11/2020 18:27:45	79.65	0.64	74.87	0.14	108.33	0.43
3/11/2020 18:28:45	79.61	0.59	74.68	0.14	109.00	0.43
3/11/2020 18:29:45	80.21	0.62	75.78	0.15	108.74	0.39
3/11/2020 18:30:45	79.71	0.58	75.36	0.14	108.49	0.41
3/11/2020 18:31:45	79.57	0.55	74.29	0.14	107.91	0.41
3/11/2020 18:32:45	80.21	0.59	75.00	0.14	107.52	0.42
3/11/2020 18:33:45	79.74	0.55	75.70	0.14	107.94	0.38
3/11/2020 18:34:45	79.55	0.62	75.32	0.14	107.75	0.42
3/11/2020 18:35:45	80.12	0.55	74.36	0.14	107.87	0.38
3/11/2020 18:36:45	79.83	0.61	74.58	0.13	109.46	0.42
3/11/2020 18:37:45	79.46	0.62	74.86	0.14	110.37	0.42
3/11/2020 18:38:45	80.16	0.60	74.54	0.14	109.55	0.40
3/11/2020 18:39:45	79.88	0.58	74.07	0.14	110.27	0.40
3/11/2020 18:40:45	79.39	0.61	74.80	0.15	111.86	0.41
3/11/2020 18:41:45	80.10	0.60	74.87	0.13	112.16	0.42
3/11/2020 18:42:45	79.92	0.62	74.40	0.14	111.55	0.45
3/11/2020 18:43:45	79.37	0.62	74.06	0.13	111.82	0.43
3/11/2020 18:44:45	80.13	0.54	74.81	0.13	111.47	0.40
3/11/2020 18:45:45	79.99	0.59	75.07	0.14	111.78	0.42
3/11/2020 18:46:45	79.22	0.55	74.56	0.14	110.13	0.40
3/11/2020 18:47:45	80.11	0.60	74.08	0.14	111.15	0.40

RM FIELD DATA

Client Medline
Location Waukegan, IL
Source EO Control System
Date 3/11/2020

Date/Time	Common Stk Temp. ºF	Common Stk ΔP (in H2O)	#2 Inlet Temp. ºF	#2 Inlet ΔP (in H2O)	#3 Inlet Temp. ºF	#3 Inlet ΔP (in H2O)
3/11/2020 18:48:45	80.00	0.62	75.36	0.14	112.07	0.42
3/11/2020 18:49:45	79.14	0.61	75.71	0.14	112.34	0.41
3/11/2020 18:50:45	80.08	0.58	76.03	0.14	112.18	0.40
3/11/2020 18:51:45	80.08	0.54	75.20	0.14	111.26	0.40
3/11/2020 18:52:45	79.16	0.59	75.95	0.14	111.60	0.46
3/11/2020 18:53:45	79.47	0.60	76.30	0.14	112.12	0.44
3/11/2020 18:54:45	79.76	0.61	75.81	0.14	111.45	0.38
3/11/2020 18:55:45	79.21	0.54	75.28	0.14	110.14	0.43
3/11/2020 18:56:45	78.96	0.57	76.05	0.14	108.96	0.44
3/11/2020 18:57:45	79.57	0.58	76.10	0.14	110.08	0.35
3/11/2020 18:58:45	79.73	0.60	75.48	0.13	110.68	0.42
3/11/2020 18:59:45	80.07	0.60	75.56	0.14	110.81	0.47
3/11/2020 19:00:45	79.16	0.58	75.69	0.14	110.82	0.39
3/11/2020 19:01:45	78.68	0.64	76.09	0.14	111.04	0.41
3/11/2020 19:02:45	79.54	0.61	75.32	0.14	111.03	0.39
3/11/2020 19:03:45	79.71	0.64	75.74	0.14	110.91	0.39
3/11/2020 19:04:45	78.83	0.58	76.56	0.14	109.22	0.39
3/11/2020 19:05:45	79.38	0.58	76.35	0.14	108.51	0.44
3/11/2020 19:06:45	79.84	0.57	75.13	0.14	108.77	0.34
3/11/2020 19:07:45	79.21	0.60	75.82	0.14	109.84	0.44
3/11/2020 19:08:45	79.10	0.57	75.73	0.14	110.97	0.38
3/11/2020 19:09:45	79.69	0.60	75.59	0.14	111.26	0.40
3/11/2020 19:10:45	79.48	0.61	74.78	0.14	109.93	0.43
3/11/2020 19:11:45	78.76	0.58	75.40	0.14	109.89	0.39
3/11/2020 19:12:45	79.65	0.59	76.14	0.15	110.40	0.37
3/11/2020 19:13:45	79.63	0.65	75.96	0.14	110.60	0.40
3/11/2020 19:14:45	78.68	0.63	75.47	0.13	110.34	0.43
3/11/2020 19:15:45	79.48	0.59	76.15	0.15	110.41	0.41
3/11/2020 19:16:45	79.72	0.60	76.37	0.14	110.87	0.43
3/11/2020 19:17:45	78.93	0.60	76.54	0.13	110.94	0.40
3/11/2020 19:18:45	79.27	0.61	75.59	0.14	111.03	0.40
3/11/2020 19:19:45	79.75	0.58	75.83	0.14	110.78	0.44
3/11/2020 19:20:45	79.65	0.58	76.21	0.14	111.88	0.40
3/11/2020 19:21:45	79.08	0.58	76.06	0.14	112.26	0.41
3/11/2020 19:22:45	79.71	0.57	75.11	0.14	112.27	0.40
3/11/2020 19:23:45	79.43	0.62	75.86	0.13	111.32	0.40
3/11/2020 19:24:45	78.95	0.57	76.44	0.14	110.43	0.40
3/11/2020 19:25:45	79.57	0.53	76.39	0.14	110.64	0.45
3/11/2020 19:26:45	79.64	0.57	75.70	0.14	111.60	0.42
3/11/2020 19:27:45	78.87	0.58	75.61	0.13	112.37	0.42
3/11/2020 19:28:45	79.24	0.53	76.17	0.13	111.72	0.42
3/11/2020 19:29:45	79.73	0.55	75.64	0.14	112.12	0.42
3/11/2020 19:30:45	79.54	0.57	74.87	0.13	111.51	0.39
3/11/2020 19:31:45	79.02	0.58	75.12	0.14	110.67	0.35
3/11/2020 19:32:45	78.73	0.58	75.60	0.14	109.17	0.43
3/11/2020 19:33:45	79.28	0.61	75.72	0.14	108.55	0.42
3/11/2020 19:34:45	79.65	0.58	75.32	0.14	109.94	0.42
3/11/2020 19:35:45	79.69	0.58	74.76	0.14	109.56	0.39
3/11/2020 19:36:45	78.77	0.59	74.69	0.14	109.58	0.42
3/11/2020 19:37:45	79.43	0.55	75.27	0.14	109.46	0.42
3/11/2020 19:38:45	79.75	0.56	74.63	0.14	109.05	0.42
3/11/2020 19:39:45	79.06	0.59	73.41	0.14	108.91	0.40
3/11/2020 19:40:45	79.24	0.64	74.23	0.13	108.90	0.41
3/11/2020 19:41:45	79.72	0.63	74.77	0.14	110.03	0.43
3/11/2020 19:42:45	79.35	0.57	74.46	0.14	110.11	0.41
3/11/2020 19:43:45	78.94	0.57	75.06	0.13	110.96	0.39
3/11/2020 19:44:45	79.67	0.61	75.66	0.13	109.87	0.44
3/11/2020 19:45:45	79.49	0.58	76.04	0.14	108.36	0.42
3/11/2020 19:46:45	78.72	0.57	74.66	0.13	108.54	0.37
3/11/2020 19:47:45	79.57	0.60	74.00	0.14	108.32	0.45
3/11/2020 19:48:45	79.64	0.59	74.67	0.14	108.75	0.39
3/11/2020 19:49:45	78.83	0.56	74.39	0.14	109.46	0.43
3/11/2020 19:50:45	79.41	0.55	73.33	0.15	110.12	0.40
3/11/2020 19:51:45	79.77	0.58	73.70	0.13	109.26	0.41
3/11/2020 19:52:45	79.40	0.55	74.34	0.14	108.59	0.42
3/11/2020 19:53:45	79.22	0.54	74.31	0.14	108.30	0.44

RM FIELD DATA

Client Medline
Location Waukegan, IL
Source EO Control System
Date 3/11/2020

Date/Time	Common Stk Temp. ºF	Common Stk ΔP (in H2O)	#2 Inlet Temp. ºF	#2 Inlet ΔP (in H2O)	#3 Inlet Temp. ºF	#3 Inlet ΔP (in H2O)
3/11/2020 19:54:45	79.59	0.61	73.51	0.14	108.35	0.41
3/11/2020 19:55:45	79.71	0.63	74.37	0.14	107.74	0.41
3/11/2020 19:56:45	79.51	0.59	74.80	0.13	107.83	0.39
3/11/2020 19:57:45	78.89	0.63	74.35	0.14	108.28	0.41
3/11/2020 19:58:45	78.83	0.58	73.94	0.15	109.43	0.33
3/11/2020 19:59:45	79.32	0.59	74.10	0.14	110.51	0.40
3/11/2020 20:00:45	79.76	0.60	74.63	0.15	110.18	0.45
3/11/2020 20:01:45	79.31	0.56	74.81	0.14	109.63	0.40
3/11/2020 20:02:45	79.04	0.60	74.62	0.14	109.35	0.39
3/11/2020 20:03:45	79.73	0.61	73.96	0.13	109.70	0.40
3/11/2020 20:04:45	79.69	0.58	74.83	0.13	110.66	0.45
3/11/2020 20:05:45	78.76	0.62	75.72	0.14	111.22	0.39
3/11/2020 20:06:45	79.66	0.57	76.09	0.14	110.90	0.44
3/11/2020 20:07:45	79.64	0.54	75.06	0.14	109.95	0.39
3/11/2020 20:08:45	78.68	0.58	75.02	0.14	110.36	0.39
3/11/2020 20:09:45	79.48	0.57	75.03	0.13	110.54	0.43
3/11/2020 20:10:45	79.70	0.59	75.19	0.14	110.44	0.40
3/11/2020 20:11:45	78.96	0.59	74.38	0.13	109.84	0.43
3/11/2020 20:12:45	79.33	0.58	74.63	0.13	109.00	0.39
3/11/2020 20:13:45	79.74	0.55	75.20	0.13	108.99	0.40
3/11/2020 20:14:45	79.20	0.57	75.53	0.14	108.86	0.42
3/11/2020 20:15:45	79.10	0.59	74.41	0.14	109.47	0.43
3/11/2020 20:16:45	79.91	0.57	74.39	0.13	109.82	0.43
3/11/2020 20:17:45	79.48	0.60	74.89	0.13	110.28	0.43
3/11/2020 20:18:45	78.69	0.62	74.09	0.14	111.26	0.41
3/11/2020 20:19:45	79.48	0.60	73.90	0.14	111.07	0.40
3/11/2020 20:20:45	79.76	0.62	74.75	0.14	110.19	0.45
3/11/2020 20:21:45	79.27	0.57	75.15	0.14	109.58	0.37
3/11/2020 20:22:45	78.77	0.57	74.34	0.14	109.94	0.40
3/11/2020 20:23:45	79.37	0.59	74.30	0.14	110.92	0.36
3/11/2020 20:24:45	79.69	0.58	73.91	0.14	110.51	0.45
3/11/2020 20:25:45	79.72	0.56	73.33	0.14	109.47	0.41
3/11/2020 20:26:45	79.47	0.57	73.91	0.13	109.00	0.43
3/11/2020 20:27:45	78.70	0.65	74.91	0.14	108.59	0.37
3/11/2020 20:28:45	79.50	0.50	74.31	0.14	108.90	0.41
3/11/2020 20:29:45	79.68	0.61	74.08	0.14	108.39	0.42
3/11/2020 20:30:45	78.88	0.59	74.33	0.14	108.47	0.40
3/11/2020 20:31:45	79.32	0.60	74.14	0.14	109.17	0.39
3/11/2020 20:32:45	79.74	0.60	73.41	0.14	109.11	0.37
3/11/2020 20:33:45	79.18	0.64	74.05	0.14	109.14	0.41
3/11/2020 20:34:45	79.10	0.58	74.39	0.14	109.29	0.42
3/11/2020 20:35:45	79.72	0.60	73.86	0.13	109.34	0.39
3/11/2020 20:36:45	79.47	0.60	74.50	0.14	109.45	0.43
3/11/2020 20:37:45	78.81	0.60	75.30	0.14	108.13	0.45
3/11/2020 20:38:45	79.63	0.56	75.71	0.14	108.32	0.40

RM FIELD DATA

Client Medline
Location Waukegan, IL
Source EO Control System
Date 3/12/2020

Date/Time	Common Stk Temp. ºF	Common Stk ΔP (in H2O)	#2 Inlet Temp. ºF	#2 Inlet ΔP (in H2O)	#3 Inlet Temp. ºF	#3 Inlet ΔP (in H2O)
3/12/2020 6:15:53	79.31	0.62	67.63	0.14	108.51	0.40
3/12/2020 6:16:53	77.84	0.61	67.13	0.14	108.76	0.39
3/12/2020 6:17:53	77.73	0.58	67.80	0.14	108.51	0.40
3/12/2020 6:18:53	77.15	0.59	68.08	0.13	109.31	0.40
3/12/2020 6:19:53	77.89	0.62	67.86	0.13	109.05	0.45
3/12/2020 6:20:53	77.58	0.59	67.00	0.14	108.93	0.41
3/12/2020 6:21:53	77.15	0.59	67.66	0.14	109.38	0.41
3/12/2020 6:22:53	77.94	0.60	68.12	0.14	108.63	0.39
3/12/2020 6:23:53	77.51	0.61	68.32	0.13	108.35	0.45
3/12/2020 6:24:53	77.36	0.61	67.71	0.14	110.03	0.45
3/12/2020 6:25:53	77.94	0.57	68.92	0.14	110.74	0.38
3/12/2020 6:26:53	77.22	0.60	69.12	0.14	110.98	0.44
3/12/2020 6:27:53	77.56	0.63	68.19	0.14	110.62	0.43
3/12/2020 6:28:53	77.92	0.56	68.69	0.14	109.73	0.43
3/12/2020 6:29:53	77.24	0.62	68.66	0.14	110.06	0.44
3/12/2020 6:30:53	77.50	0.59	67.79	0.13	110.79	0.41
3/12/2020 6:31:53	77.93	0.59	68.23	0.13	111.40	0.39
3/12/2020 6:32:53	77.12	0.62	68.71	0.12	111.16	0.42
3/12/2020 6:33:53	77.54	0.60	68.52	0.14	111.64	0.42
3/12/2020 6:34:53	77.93	0.63	68.36	0.13	112.69	0.39
3/12/2020 6:35:53	77.09	0.63	69.08	0.13	112.80	0.40
3/12/2020 6:36:53	77.57	0.61	68.46	0.14	112.12	0.39
3/12/2020 6:37:53	77.92	0.61	68.83	0.13	111.30	0.42
3/12/2020 6:38:53	77.24	0.61	69.17	0.13	112.48	0.38
3/12/2020 6:39:53	77.39	0.63	68.91	0.13	113.71	0.42
3/12/2020 6:40:53	77.96	0.63	68.54	0.13	114.35	0.42
3/12/2020 6:41:53	77.44	0.63	69.21	0.13	113.72	0.35
3/12/2020 6:42:53	77.39	0.59	69.88	0.14	113.57	0.41
3/12/2020 6:43:53	77.96	0.62	69.87	0.13	113.06	0.41
3/12/2020 6:44:53	77.42	0.59	69.25	0.14	112.56	0.38
3/12/2020 6:45:53	77.63	0.66	69.99	0.13	113.15	0.44
3/12/2020 6:46:53	77.93	0.56	70.46	0.13	113.54	0.41
3/12/2020 6:47:53	77.42	0.57	70.41	0.14	113.76	0.38
3/12/2020 6:48:53	77.51	0.57	69.34	0.13	113.77	0.46
3/12/2020 6:49:53	77.94	0.56	70.13	0.14	113.16	0.42
3/12/2020 6:50:53	77.02	0.59	69.91	0.14	112.85	0.39
3/12/2020 6:51:53	77.63	0.64	69.81	0.14	113.30	0.38
3/12/2020 6:52:53	77.89	0.59	69.06	0.14	112.92	0.43
3/12/2020 6:53:53	76.91	0.57	69.51	0.14	112.85	0.44
3/12/2020 6:54:53	77.83	0.60	69.28	0.13	112.63	0.41
3/12/2020 6:55:53	77.79	0.58	70.05	0.13	111.90	0.40
3/12/2020 6:56:53	76.96	0.57	69.16	0.14	111.89	0.42
3/12/2020 6:57:53	77.84	0.59	68.72	0.13	112.57	0.41
3/12/2020 6:58:53	77.68	0.58	68.71	0.14	111.96	0.42
3/12/2020 6:59:53	77.01	0.62	69.27	0.14	111.45	0.39
3/12/2020 7:00:53	77.89	0.58	69.42	0.13	111.08	0.47
3/12/2020 7:01:53	77.85	0.60	69.16	0.13	110.50	0.42
3/12/2020 7:02:53	76.94	0.57	68.71	0.13	111.01	0.42
3/12/2020 7:03:53	77.70	0.60	68.87	0.14	111.30	0.43
3/12/2020 7:04:53	77.92	0.60	69.14	0.14	109.70	0.41
3/12/2020 7:05:53	77.02	0.56	69.01	0.14	109.30	0.42
3/12/2020 7:06:53	77.60	0.59	68.20	0.13	108.47	0.41
3/12/2020 7:07:53	77.93	0.63	69.07	0.14	109.21	0.41
3/12/2020 7:08:53	77.15	0.64	68.96	0.13	108.57	0.37
3/12/2020 7:09:53	77.70	0.58	68.15	0.14	107.79	0.46
3/12/2020 7:10:53	77.91	0.60	68.59	0.14	106.43	0.40
3/12/2020 7:11:53	77.19	0.58	68.52	0.14	107.68	0.39
3/12/2020 7:12:53	77.74	0.57	67.65	0.13	107.60	0.41
3/12/2020 7:13:53	77.84	0.57	68.49	0.13	107.43	0.39
3/12/2020 7:14:53	76.90	0.57	68.66	0.13	106.91	0.45
3/12/2020 7:15:53	77.79	0.58	68.13	0.13	106.41	0.40
3/12/2020 7:16:53	77.85	0.60	68.42	0.13	106.29	0.41
3/12/2020 7:17:53	76.86	0.59	68.71	0.14	107.03	0.42
3/12/2020 7:18:53	77.73	0.58	68.67	0.14	107.12	0.38
3/12/2020 7:19:53	77.86	0.58	67.79	0.13	107.15	0.39
3/12/2020 7:20:53	76.95	0.56	68.94	0.14	107.20	0.45

RM FIELD DATA

Client Medline
Location Waukegan, IL
Source EO Control System
Date 3/12/2020

Date/Time	Common Stk Temp. ºF	Common Stk ΔP (in H2O)	#2 Inlet Temp. ºF	#2 Inlet ΔP (in H2O)	#3 Inlet Temp. ºF	#3 Inlet ΔP (in H2O)
3/12/2020 7:21:53	77.73	0.60	68.67	0.14	106.13	0.44
3/12/2020 7:22:53	77.81	0.57	67.34	0.14	105.00	0.40
3/12/2020 7:23:53	76.92	0.63	67.53	0.13	105.87	0.40
3/12/2020 7:24:53	77.77	0.56	68.27	0.14	107.04	0.41
3/12/2020 7:25:53	77.81	0.60	68.61	0.13	107.08	0.36
3/12/2020 7:26:53	77.36	0.60	68.03	0.14	106.23	0.44
3/12/2020 7:27:53	77.78	0.61	69.09	0.13	106.18	0.39
3/12/2020 7:28:53	77.86	0.61	69.07	0.13	106.14	0.41
3/12/2020 7:29:53	76.91	0.59	68.17	0.13	105.89	0.40
3/12/2020 7:30:53	77.66	0.59	69.12	0.14	106.76	0.43
3/12/2020 7:31:53	77.91	0.60	69.30	0.14	106.41	0.42
3/12/2020 7:32:53	77.05	0.62	68.92	0.14	106.93	0.41
3/12/2020 7:33:53	77.62	0.60	69.34	0.14	108.97	0.44
3/12/2020 7:34:53	77.92	0.58	70.19	0.14	109.88	0.44
3/12/2020 7:35:53	77.00	0.64	70.59	0.14	109.70	0.39
3/12/2020 7:36:53	77.63	0.63	70.01	0.13	108.80	0.45
3/12/2020 7:37:53	77.94	0.61	69.96	0.14	107.93	0.42
3/12/2020 7:38:53	77.16	0.58	71.06	0.14	109.00	0.42
3/12/2020 7:39:53	77.46	0.58	71.22	0.13	109.57	0.41
3/12/2020 7:40:53	77.96	0.63	71.25	0.13	111.53	0.38
3/12/2020 7:41:53	77.18	0.58	71.17	0.14	112.16	0.43
3/12/2020 7:42:53	77.57	0.64	71.63	0.14	110.34	0.40
3/12/2020 7:43:53	77.96	0.61	71.53	0.14	110.45	0.42
3/12/2020 7:44:53	77.21	0.57	71.28	0.13	110.86	0.40
3/12/2020 7:45:53	77.47	0.54	71.93	0.14	110.78	0.38
3/12/2020 7:46:53	77.97	0.60	72.52	0.13	110.28	0.41
3/12/2020 7:47:53	77.33	0.58	71.70	0.13	110.02	0.40
3/12/2020 7:48:53	77.40	0.62	72.59	0.14	109.86	0.42
3/12/2020 7:49:53	77.93	0.60	72.61	0.13	108.74	0.43
3/12/2020 7:50:53	77.52	0.57	72.21	0.13	108.99	0.45
3/12/2020 7:51:53	77.28	0.53	72.55	0.14	109.69	0.46
3/12/2020 7:52:53	77.94	0.55	72.81	0.13	110.07	0.41
3/12/2020 7:53:53	77.40	0.62	72.06	0.13	109.39	0.41
3/12/2020 7:54:53	77.31	0.55	72.77	0.12	109.42	0.45
3/12/2020 7:55:53	77.93	0.61	72.39	0.13	109.14	0.42
3/12/2020 7:56:53	77.62	0.57	71.79	0.13	108.65	0.43
3/12/2020 7:57:53	77.20	0.63	72.58	0.14	109.73	0.44
3/12/2020 7:58:53	77.98	0.66	71.63	0.14	111.09	0.41
3/12/2020 7:59:53	77.73	0.58	71.93	0.13	111.49	0.40
3/12/2020 8:00:53	77.31	0.55	72.61	0.14	111.24	0.40
3/12/2020 8:01:53	78.35	0.60	71.51	0.13	110.93	0.41
3/12/2020 8:02:53	78.21	0.58	71.45	0.13	111.28	0.41
3/12/2020 8:03:53	77.44	0.58	72.45	0.13	111.35	0.37
3/12/2020 8:04:53	78.31	0.59	72.27	0.13	110.62	0.44
3/12/2020 8:05:53	78.16	0.53	71.70	0.13	108.95	0.42
3/12/2020 8:06:53	77.45	0.58	72.07	0.14	109.20	0.40
3/12/2020 8:07:53	78.29	0.57	71.89	0.14	109.34	0.43
3/12/2020 8:08:53	78.13	0.60	70.64	0.13	108.94	0.43
3/12/2020 8:09:53	77.66	0.59	71.54	0.13	109.68	0.39
3/12/2020 8:10:53	**78.37**	**0.65**	**71.44**	**0.14**	**108.69**	**0.41**
3/12/2020 8:11:53	**77.85**	**0.58**	**71.12**	**0.13**	**109.21**	**0.42**
3/12/2020 8:12:53	**78.16**	**0.57**	**71.85**	**0.13**	**109.95**	**0.44**
3/12/2020 8:13:53	**78.42**	**0.59**	**72.13**	**0.13**	**109.86**	**0.43**
3/12/2020 8:14:53	**77.83**	**0.58**	**70.96**	**0.13**	**108.86**	**0.43**
3/12/2020 8:15:53	**77.89**	**0.60**	**71.32**	**0.14**	**108.22**	**0.42**
3/12/2020 8:16:53	**78.39**	**0.64**	**71.15**	**0.14**	**106.76**	**0.40**
3/12/2020 8:17:53	**77.83**	**0.57**	**70.13**	**0.13**	**108.37**	**0.39**
3/12/2020 8:18:53	**77.89**	**0.60**	69.82	0.14	**108.07**	**0.38**
3/12/2020 8:19:53	**78.38**	**0.61**	70.66	0.14	**107.25**	**0.41**
3/12/2020 8:20:53	**77.82**	**0.58**	**70.73**	0.14	**108.90**	**0.41**
3/12/2020 8:21:53	**77.90**	**0.60**	**70.36**	**0.13**	**109.88**	**0.43**
3/12/2020 8:22:53	**78.41**	**0.57**	69.39	**0.14**	**109.66**	**0.41**
3/12/2020 8:23:53	**77.76**	**0.59**	**69.98**	**0.14**	**109.84**	**0.37**
3/12/2020 8:24:53	**77.94**	**0.61**	**70.34**	**0.14**	**109.26**	**0.41**
3/12/2020 8:25:53	**78.40**	**0.58**	**70.20**	**0.13**	**108.68**	**0.41**
3/12/2020 8:26:53	**77.73**	**0.62**	**69.59**	**0.14**	**107.20**	**0.42**

RM FIELD DATA

Client Medline
Location Waukegan, IL
Source EO Control System
Date 3/12/2020

Date/Time	Common Stk Temp. ºF	Common Stk ΔP (in H2O)	#2 Inlet Temp. ºF	#2 Inlet ΔP (in H2O)	#3 Inlet Temp. ºF	#3 Inlet ΔP (in H2O)
3/12/2020 8:27:53	77.93	0.59	70.07	0.14	107.13	0.43
3/12/2020 8:28:53	78.41	0.58	69.94	0.13	108.77	0.45
3/12/2020 8:29:53	77.73	0.58	70.43	0.13	107.85	0.36
3/12/2020 8:30:53	77.96	0.56	69.67	0.13	108.59	0.44
3/12/2020 8:31:53	78.40	0.60	70.13	0.13	109.36	0.41
3/12/2020 8:32:53	77.75	0.61	70.43	0.13	108.98	0.42
3/12/2020 8:33:53	77.96	0.60	70.51	0.13	108.39	0.37
3/12/2020 8:34:53	78.41	0.60	69.79	0.14	107.49	0.44
3/12/2020 8:35:53	77.72	0.60	70.33	0.14	106.99	0.38
3/12/2020 8:36:53	77.99	0.61	70.56	0.13	107.68	0.42
3/12/2020 8:37:53	78.42	0.59	70.34	0.14	107.69	0.39
3/12/2020 8:38:53	77.65	0.59	68.86	0.14	107.61	0.35
3/12/2020 8:39:53	77.87	0.59	69.54	0.13	108.93	0.40
3/12/2020 8:40:53	78.38	0.58	70.81	0.14	106.59	0.39
3/12/2020 8:41:53	78.05	0.58	70.43	0.14	106.05	0.43
3/12/2020 8:42:53	77.72	0.58	70.32	0.14	105.17	0.40
3/12/2020 8:43:53	78.39	0.62	71.02	0.13	104.84	0.42
3/12/2020 8:44:53	78.02	0.62	70.73	0.14	106.97	0.45
3/12/2020 8:45:53	77.53	0.63	70.40	0.13	107.04	0.43
3/12/2020 8:46:53	78.35	0.56	71.30	0.13	106.56	0.41
3/12/2020 8:47:53	78.14	0.61	71.71	0.13	106.50	0.44
3/12/2020 8:48:53	77.43	0.59	71.00	0.14	106.62	0.44
3/12/2020 8:49:53	78.31	0.60	71.61	0.14	107.12	0.40
3/12/2020 8:50:53	78.26	0.59	72.04	0.13	105.23	0.43
3/12/2020 8:51:53	77.36	0.56	71.38	0.14	106.38	0.40
3/12/2020 8:52:53	78.26	0.57	71.03	0.14	107.21	0.43
3/12/2020 8:53:53	78.28	0.56	71.70	0.14	106.47	0.45
3/12/2020 8:54:53	77.40	0.58	71.07	0.14	105.57	0.43
3/12/2020 8:55:53	78.06	0.58	70.67	0.13	105.63	0.37
3/12/2020 8:56:53	78.38	0.60	70.67	0.13	105.13	0.43
3/12/2020 8:57:53	77.62	0.58	71.21	0.14	105.27	0.40
3/12/2020 8:58:53	78.04	0.62	71.18	0.14	105.57	0.42
3/12/2020 8:59:53	78.41	0.60	71.13	0.13	105.35	0.42
3/12/2020 9:00:53	77.58	0.61	71.09	0.13	106.63	0.41
3/12/2020 9:01:53	78.02	0.61	71.57	0.13	106.44	0.44
3/12/2020 9:02:53	78.40	0.58	70.83	0.14	108.42	0.44
3/12/2020 9:03:53	77.78	0.60	71.39	0.14	109.30	0.36
3/12/2020 9:04:53	77.85	0.59	71.58	0.13	108.00	0.37
3/12/2020 9:05:53	78.41	0.61	70.54	0.14	106.50	0.42
3/12/2020 9:06:53	77.97	0.61	71.02	0.14	104.75	0.39
3/12/2020 9:07:53	77.54	0.57	70.80	0.14	106.01	0.36
3/12/2020 9:08:53	78.30	0.58	70.54	0.13	108.40	0.38
3/12/2020 9:09:53	78.16	0.60	70.25	0.14	108.93	0.41
3/12/2020 9:10:53	77.47	0.57	70.44	0.14	109.03	0.43
3/12/2020 9:11:53	78.34	0.61	70.55	0.13	108.01	0.42
3/12/2020 9:12:53	78.23	0.59	71.23	0.14	108.32	0.42
3/12/2020 9:13:53	77.41	0.59	71.26	0.14	109.49	0.43
3/12/2020 9:14:53	78.33	0.59	71.89	0.13	108.97	0.42
3/12/2020 9:15:53	78.27	0.63	72.65	0.13	107.51	0.43
3/12/2020 9:16:53	77.33	0.64	71.99	0.14	108.19	0.40
3/12/2020 9:17:53	78.26	0.61	72.28	0.14	109.05	0.43
3/12/2020 9:18:53	78.25	0.60	72.50	0.13	110.55	0.42
3/12/2020 9:19:53	77.36	0.61	71.36	0.14	110.61	0.43
3/12/2020 9:20:53	78.27	0.59	71.29	0.13	109.90	0.47
3/12/2020 9:21:53	78.25	0.59	71.64	0.14	109.74	0.38
3/12/2020 9:22:53	77.37	0.60	71.61	0.14	109.47	0.41
3/12/2020 9:23:53	78.29	0.56	71.30	0.13	110.67	0.37
3/12/2020 9:24:53	78.25	0.59	71.97	0.14	110.32	0.44
3/12/2020 9:25:53	77.39	0.58	71.67	0.14	107.44	0.41
3/12/2020 9:26:53	78.27	0.59	71.17	0.13	106.15	0.41
3/12/2020 9:27:53	78.26	0.62	71.70	0.14	107.06	0.41
3/12/2020 9:28:53	77.34	0.59	71.66	0.13	108.94	0.45
3/12/2020 9:29:53	78.30	0.57	71.10	0.13	110.13	0.39
3/12/2020 9:30:53	78.28	0.61	70.30	0.13	107.60	0.38
3/12/2020 9:31:53	77.39	0.58	72.01	0.14	107.88	0.40
3/12/2020 9:32:53	78.24	0.60	72.47	0.14	107.49	0.37

RM FIELD DATA

Client Medline
Location Waukegan, IL
Source EO Control System
Date 3/12/2020

Date/Time	Common Stk Temp. ºF	Common Stk ΔP (in H2O)	#2 Inlet Temp. ºF	#2 Inlet ΔP (in H2O)	#3 Inlet Temp. ºF	#3 Inlet ΔP (in H2O)
3/12/2020 9:33:53	78.32	0.55	71.72	0.13	107.72	0.34
3/12/2020 9:34:53	77.34	0.62	71.50	0.13	108.03	0.40
3/12/2020 9:35:53	78.13	0.56	71.52	0.14	108.49	0.44
3/12/2020 9:36:53	78.32	0.61	71.12	0.14	108.99	0.40
3/12/2020 9:37:53	77.85	0.60	71.66	0.14	107.43	0.37
3/12/2020 9:38:53	78.14	0.57	72.06	0.14	106.56	0.44
3/12/2020 9:39:53	78.38	0.61	71.91	0.13	108.37	0.43
3/12/2020 9:40:53	77.91	0.59	70.68	0.13	107.50	0.43
3/12/2020 9:41:53	78.40	0.61	71.64	0.13	106.74	0.42
3/12/2020 9:42:53	78.53	0.59	72.08	0.14	106.34	0.39
3/12/2020 9:43:53	77.48	0.61	71.53	0.13	106.98	0.41
3/12/2020 9:44:53	78.41	0.59	71.52	0.14	108.39	0.44
3/12/2020 9:45:53	78.57	0.59	71.52	0.14	106.69	0.41
3/12/2020 9:46:53	78.25	0.55	71.12	0.13	105.37	0.41
3/12/2020 9:47:53	77.94	0.61	72.42	0.14	106.13	0.39
3/12/2020 9:48:53	78.23	0.60	72.28	0.14	107.26	0.40
3/12/2020 9:49:53	78.82	0.57	72.36	0.14	108.44	0.41
3/12/2020 9:50:53	77.88	0.63	72.57	0.14	108.80	0.34
3/12/2020 9:51:53	78.23	0.63	71.83	0.13	107.63	0.45
3/12/2020 9:52:53	78.75	0.58	71.87	0.14	109.04	0.44
3/12/2020 9:53:53	78.69	0.59	71.59	0.13	108.77	0.40
3/12/2020 9:54:53	77.77	0.59	71.15	0.14	108.07	0.40
3/12/2020 9:55:53	78.46	0.56	72.17	0.13	107.95	0.34
3/12/2020 9:56:53	78.89	0.57	71.72	0.14	106.57	0.44
3/12/2020 9:57:53	78.58	0.59	71.64	0.14	107.93	0.43
3/12/2020 9:58:53	77.75	0.58	72.08	0.14	108.66	0.38
3/12/2020 9:59:53	78.52	0.57	71.59	0.13	109.32	0.40
3/12/2020 10:00:53	78.85	0.60	72.42	0.14	110.37	0.38
3/12/2020 10:01:53	78.19	0.63	73.37	0.14	109.47	0.43
3/12/2020 10:02:53	78.24	0.65	72.80	0.13	109.07	0.43
3/12/2020 10:03:53	78.87	0.56	73.50	0.13	107.46	0.39
3/12/2020 10:04:53	78.51	0.60	72.74	0.13	109.09	0.42
3/12/2020 10:05:53	77.79	0.60	73.99	0.14	107.97	0.41
3/12/2020 10:06:53	78.63	0.59	74.93	0.14	105.13	0.43
3/12/2020 10:07:53	78.77	0.63	74.48	0.13	102.95	0.40
3/12/2020 10:08:53	78.09	0.58	74.13	0.13	104.28	0.37
3/12/2020 10:09:53	78.28	0.58	74.76	0.13	106.68	0.42
3/12/2020 10:10:53	78.80	0.59	75.22	0.14	106.65	0.47
3/12/2020 10:11:53	78.47	0.53	74.37	0.14	105.76	0.43
3/12/2020 10:12:53	77.93	0.60	73.59	0.12	105.24	0.40
3/12/2020 10:13:53	78.69	0.60	74.30	0.14	107.65	0.44
3/12/2020 10:14:53	78.84	0.57	74.89	0.14	108.30	0.42
3/12/2020 10:15:53	78.36	0.60	74.69	0.14	105.84	0.42
3/12/2020 10:16:53	77.89	0.60	74.79	0.13	104.91	0.42
3/12/2020 10:17:53	78.63	0.57	74.91	0.14	105.11	0.39
3/12/2020 10:18:53	79.27	0.58	75.25	0.14	107.04	0.45
3/12/2020 10:19:53	78.88	0.56	74.50	0.13	108.59	0.43
3/12/2020 10:20:53	78.35	0.61	75.12	0.14	106.72	0.40
3/12/2020 10:21:53	78.65	0.58	76.09	0.14	106.86	0.42
3/12/2020 10:22:53	79.28	0.58	75.83	0.14	106.52	0.41
3/12/2020 10:23:53	78.78	0.58	75.49	0.12	106.15	0.43
3/12/2020 10:24:53	78.86	0.60	75.26	0.12	109.02	0.35
3/12/2020 10:25:53	79.23	0.59	75.48	0.14	108.46	0.41
3/12/2020 10:26:53	79.04	0.56	75.66	0.13	106.43	0.40
3/12/2020 10:27:53	78.23	0.59	75.53	0.13	106.86	0.43
3/12/2020 10:28:53	79.04	0.57	73.85	0.13	108.82	0.41
3/12/2020 10:29:53	79.26	0.62	75.05	0.13	109.49	0.40
3/12/2020 10:30:53	78.63	0.58	75.79	0.13	106.45	0.44
3/12/2020 10:31:53	78.73	0.60	76.01	0.13	105.01	0.40
3/12/2020 10:32:53	79.30	0.59	76.11	0.14	105.66	0.44
3/12/2020 10:33:53	78.82	0.61	76.88	0.13	109.11	0.40
3/12/2020 10:34:53	78.54	0.60	77.95	0.13	106.67	0.39
3/12/2020 10:35:53	79.25	0.63	77.71	0.13	105.95	0.40
3/12/2020 10:36:53	79.02	0.64	78.02	0.13	104.74	0.44
3/12/2020 10:37:53	78.33	0.57	79.55	0.14	103.23	0.40
3/12/2020 10:38:53	79.34	0.60	79.26	0.12	102.86	0.39

RM FIELD DATA

Client Medline
Location Waukegan, IL
Source EO Control System
Date 3/12/2020

Date/Time	Common Stk Temp. ºF	Common Stk ΔP (in H2O)	#2 Inlet Temp. ºF	#2 Inlet ΔP (in H2O)	#3 Inlet Temp. ºF	#3 Inlet ΔP (in H2O)
3/12/2020 10:39:53	79.58	0.55	79.92	0.14	102.71	0.40
3/12/2020 10:40:53	78.70	0.57	80.56	0.13	103.82	0.39
3/12/2020 10:41:53	79.35	0.62	79.95	0.13	104.16	0.43
3/12/2020 10:42:53	79.73	0.59	78.69	0.13	105.94	0.38
3/12/2020 10:43:53	79.57	0.59	78.87	0.13	106.27	0.39
3/12/2020 10:44:53	78.98	0.58	78.20	0.13	109.28	0.40
3/12/2020 10:45:53	78.49	0.59	77.48	0.13	108.59	0.44
3/12/2020 10:46:53	79.46	0.63	77.54	0.13	106.32	0.39
3/12/2020 10:47:53	79.69	0.59	77.76	0.13	104.24	0.39
3/12/2020 10:48:53	79.26	0.56	77.84	0.13	103.44	0.45
3/12/2020 10:49:53	78.83	0.58	78.15	0.13	104.76	0.40
3/12/2020 10:50:53	79.37	0.54	78.71	0.14	104.79	0.41
3/12/2020 10:51:53	79.59	0.60	77.92	0.14	107.42	0.42
3/12/2020 10:52:53	78.69	0.57	76.52	0.13	107.17	0.39
3/12/2020 10:53:53	79.58	0.61	77.90	0.13	105.46	0.40
3/12/2020 10:54:53	79.67	0.58	80.01	0.13	104.65	0.45
3/12/2020 10:55:53	78.73	0.57	79.19	0.13	104.06	0.41
3/12/2020 10:56:53	79.39	0.60	79.59	0.13	105.01	0.43
3/12/2020 10:57:53	79.71	0.54	79.11	0.14	105.59	0.42
3/12/2020 10:58:53	79.07	0.56	78.48	0.12	107.71	0.41
3/12/2020 10:59:53	79.19	0.62	78.64	0.13	108.58	0.43
3/12/2020 11:00:53	79.77	0.60	78.97	0.13	108.80	0.40
3/12/2020 11:01:53	79.33	0.62	79.54	0.13	106.53	0.36
3/12/2020 11:02:53	78.96	0.60	79.82	0.13	107.15	0.42
3/12/2020 11:03:53	79.83	0.59	80.03	0.13	107.53	0.46
3/12/2020 11:04:53	79.54	0.60	81.02	0.13	106.53	0.41
3/12/2020 11:05:53	78.68	0.60	82.17	0.12	104.94	0.45
3/12/2020 11:06:53	79.57	0.56	81.75	0.13	104.90	0.43
3/12/2020 11:07:53	79.67	0.63	82.15	0.13	103.94	0.46
3/12/2020 11:08:53	78.72	0.59	82.63	0.14	102.64	0.42
3/12/2020 11:09:53	79.43	0.53	82.29	0.14	103.02	0.40
3/12/2020 11:10:53	80.20	0.59	82.64	0.13	107.05	0.43
3/12/2020 11:11:53	79.74	0.57	83.07	0.13	106.65	0.41
3/12/2020 11:12:53	79.56	0.59	83.71	0.13	105.47	0.44
3/12/2020 11:13:53	80.19	0.61	84.45	0.14	105.28	0.39
3/12/2020 11:14:53	79.70	0.57	84.46	0.13	103.96	0.42
3/12/2020 11:15:38	79.13	0.57	80.93	0.13	105.45	0.44
3/12/2020 11:16:38	79.41	0.57	80.94	0.14	105.42	0.46
3/12/2020 11:17:38	79.70	0.65	82.11	0.13	107.26	0.46
3/12/2020 11:18:38	79.65	0.64	82.28	0.13	106.76	0.44
3/12/2020 11:19:38	79.55	0.60	82.56	0.13	105.57	0.42
3/12/2020 11:20:38	80.22	0.58	82.08	0.13	106.87	0.46
3/12/2020 11:21:38	79.65	0.60	81.71	0.13	106.76	0.48
3/12/2020 11:22:38	79.63	0.61	82.68	0.13	106.89	0.45
3/12/2020 11:23:38	80.20	0.59	82.64	0.13	107.05	0.43
3/12/2020 11:24:38	79.74	0.57	83.07	0.13	106.65	0.41
3/12/2020 11:25:38	79.56	0.59	83.71	0.13	105.47	0.44
3/12/2020 11:26:38	80.19	0.61	84.45	0.14	105.28	0.39
3/12/2020 11:27:38	79.70	0.57	84.46	0.13	103.96	0.42
3/12/2020 11:28:38	79.57	0.55	83.42	0.13	102.77	0.40
3/12/2020 11:29:38	80.18	0.60	82.52	0.14	102.87	0.37
3/12/2020 11:30:38	79.94	0.57	82.66	0.14	102.66	0.40
3/12/2020 11:31:38	79.30	0.64	83.46	0.14	103.07	0.42
3/12/2020 11:32:38	80.15	0.58	83.06	0.13	104.07	0.43
3/12/2020 11:33:38	79.95	0.60	83.80	0.13	103.62	0.42
3/12/2020 11:34:38	79.20	0.57	84.86	0.13	103.33	0.39
3/12/2020 11:35:38	80.09	0.58	85.37	0.13	101.38	0.42
3/12/2020 11:36:38	80.04	0.58	83.87	0.13	100.81	0.45
3/12/2020 11:37:38	79.15	0.64	84.10	0.14	101.71	0.44
3/12/2020 11:38:38	80.06	0.57	83.96	0.14	102.30	0.47
3/12/2020 11:39:38	80.06	0.63	84.59	0.14	103.60	0.43
3/12/2020 11:40:38	79.59	0.56	85.65	0.13	103.31	0.44
3/12/2020 11:41:38	80.42	0.60	85.19	0.14	103.26	0.40
3/12/2020 11:42:38	80.19	0.62	85.58	0.14	103.77	0.47
3/12/2020 11:43:38	79.21	0.60	85.95	0.12	104.76	0.40
3/12/2020 11:44:38	80.03	0.63	84.34	0.14	105.05	0.41

RM FIELD DATA

Client Medline
Location Waukegan, IL
Source EO Control System
Date 3/12/2020

Date/Time	Common Stk Temp. ºF	Common Stk ΔP (in H2O)	#2 Inlet Temp. ºF	#2 Inlet ΔP (in H2O)	#3 Inlet Temp. ºF	#3 Inlet ΔP (in H2O)
3/12/2020 11:45:38	80.78	0.59	83.12	0.13	103.91	0.33
3/12/2020 11:46:38	80.33	0.60	82.94	0.13	103.22	0.39
3/12/2020 11:47:38	79.77	0.57	82.90	0.13	103.98	0.45
3/12/2020 11:48:38	79.67	0.59	81.82	0.13	103.66	0.45
3/12/2020 11:49:38	80.20	0.57	82.07	0.14	103.25	0.42
3/12/2020 11:50:38	80.50	0.58	82.27	0.14	102.42	0.42
3/12/2020 11:51:38	80.55	0.60	83.92	0.13	101.14	0.41
3/12/2020 11:52:38	79.63	0.58	85.91	0.13	100.55	0.44
3/12/2020 11:53:38	80.48	0.57	86.47	0.14	100.21	0.38
3/12/2020 11:54:38	80.52	0.57	86.44	0.13	101.23	0.44
3/12/2020 11:55:38	79.62	0.61	88.19	0.13	101.00	0.38
3/12/2020 11:56:38	80.41	0.59	88.81	0.14	100.62	0.43
3/12/2020 11:57:38	80.67	0.60	88.45	0.15	100.84	0.42
3/12/2020 11:58:38	80.58	0.59	88.10	0.13	101.82	0.41
3/12/2020 11:59:38	80.24	0.58	88.27	0.12	103.52	0.32
3/12/2020 12:00:38	80.94	0.60	87.85	0.14	103.87	0.39
3/12/2020 12:01:38	81.01	0.61	86.74	0.13	103.42	0.41
3/12/2020 12:02:38	80.30	0.61	86.03	0.13	102.46	0.46
3/12/2020 12:03:38	80.53	0.64	86.27	0.13	102.55	0.44
3/12/2020 12:04:38	81.08	0.55	87.40	0.14	102.55	0.42
3/12/2020 12:05:38	80.92	0.60	89.34	0.13	102.82	0.43
3/12/2020 12:06:38	80.12	0.55	87.34	0.14	103.61	0.39
3/12/2020 12:07:38	81.03	0.62	84.87	0.14	104.75	0.41
3/12/2020 12:08:38	80.97	0.63	84.24	0.13	106.27	0.40
3/12/2020 12:09:38	80.04	0.59	83.59	0.13	105.24	0.43
3/12/2020 12:10:38	80.89	0.57	82.27	0.13	104.64	0.42
3/12/2020 12:11:38	81.04	0.53	83.49	0.13	104.58	0.43
3/12/2020 12:12:38	80.09	0.59	84.37	0.13	104.19	0.38
3/12/2020 12:13:38	80.80	0.57	85.77	0.14	104.02	0.42
3/12/2020 12:14:38	81.07	0.60	86.34	0.13	104.37	0.44
3/12/2020 12:15:38	80.35	0.56	88.45	0.13	105.83	0.43
3/12/2020 12:16:38	80.83	0.59	87.94	0.13	107.45	0.42
3/12/2020 12:17:38	81.12	0.58	84.42	0.13	106.21	0.41
3/12/2020 12:18:38	80.62	0.61	83.78	0.13	105.17	0.41
3/12/2020 12:19:38	80.64	0.60	83.22	0.14	106.11	0.43
3/12/2020 12:20:38	81.67	0.59	81.96	0.13	107.05	0.39
3/12/2020 12:21:38	80.81	0.56	80.34	0.14	107.11	0.41
3/12/2020 12:22:38	80.29	0.63	81.44	0.13	106.43	0.46
3/12/2020 12:23:38	81.05	0.61	81.88	0.14	106.96	0.41
3/12/2020 12:24:38	80.94	0.59	82.15	0.14	108.00	0.44
3/12/2020 12:25:38	80.05	0.59	81.93	0.14	107.81	0.42
3/12/2020 12:26:38	80.96	0.64	82.57	0.12	106.60	0.40
3/12/2020 12:27:38	81.03	0.60	82.99	0.14	105.55	0.41
3/12/2020 12:28:38	80.07	0.57	82.82	0.13	105.19	0.43
3/12/2020 12:29:38	80.89	0.55	83.99	0.13	104.82	0.40
3/12/2020 12:30:38	81.54	0.58	84.42	0.13	106.33	0.37
3/12/2020 12:31:38	80.72	0.57	84.50	0.14	106.91	0.34
3/12/2020 12:32:38	81.02	0.60	83.45	0.13	107.77	0.40
3/12/2020 12:33:38	81.57	0.60	83.89	0.13	107.76	0.41
3/12/2020 12:34:38	81.25	0.64	84.10	0.14	107.65	0.40
3/12/2020 12:35:38	80.60	0.65	84.15	0.13	107.25	0.41
3/12/2020 12:36:38	81.41	0.58	83.51	0.13	106.53	0.40
3/12/2020 12:37:38	81.08	0.57	84.70	0.14	108.32	0.42
3/12/2020 12:38:38	80.10	0.58	86.17	0.14	111.40	0.42
3/12/2020 12:39:38	81.27	0.60	87.65	0.13	115.24	0.39
3/12/2020 12:40:38	81.55	0.53	87.17	0.13	117.26	0.39
3/12/2020 12:41:38	80.34	0.59	88.32	0.13	119.43	0.41
3/12/2020 12:42:38	80.94	0.60	88.78	0.14	121.57	0.40
3/12/2020 12:43:38	81.97	0.61	88.70	0.14	122.39	0.40
3/12/2020 12:44:38	81.17	0.56	86.67	0.13	122.62	0.41
3/12/2020 12:45:38	80.78	0.58	84.67	0.14	124.25	0.45
3/12/2020 12:46:38	81.66	0.60	84.90	0.13	124.77	0.40
3/12/2020 12:47:38	81.47	0.57	85.48	0.13	124.62	0.41
3/12/2020 12:48:38	80.59	0.58	85.61	0.12	125.83	0.42
3/12/2020 12:49:38	81.15	0.58	86.80	0.13	126.15	0.40
3/12/2020 12:50:38	81.56	0.61	88.37	0.12	125.94	0.43

RM FIELD DATA

Client Medline
Location Waukegan, IL
Source EO Control System
Date 3/12/2020

Date/Time	Common Stk Temp. ºF	Common Stk ΔP (in H2O)	#2 Inlet Temp. ºF	#2 Inlet ΔP (in H2O)	#3 Inlet Temp. ºF	#3 Inlet ΔP (in H2O)
3/12/2020 12:51:38	81.10	0.58	89.72	0.13	124.61	0.42
3/12/2020 12:52:38	80.79	0.62	88.59	0.13	125.32	0.41
3/12/2020 12:53:38	81.49	0.59	87.49	0.13	125.78	0.36
3/12/2020 12:54:38	81.47	0.55	88.07	0.13	126.11	0.41
3/12/2020 12:55:38	80.55	0.59	88.42	0.14	124.61	0.37
3/12/2020 12:56:38	81.19	0.56	86.96	0.14	125.85	0.39
3/12/2020 12:57:38	81.60	0.57	85.63	0.13	125.33	0.38
3/12/2020 12:58:38	81.08	0.64	84.66	0.13	124.55	0.43
3/12/2020 12:59:38	80.81	0.60	84.79	0.14	125.67	0.40
3/12/2020 13:00:38	81.44	0.58	84.54	0.14	125.05	0.39
3/12/2020 13:01:38	81.45	0.57	83.81	0.13	123.64	0.38
3/12/2020 13:02:38	80.53	0.60	82.62	0.13	124.91	0.41
3/12/2020 13:03:38	81.25	0.58	82.01	0.13	124.41	0.39
3/12/2020 13:04:38	81.56	0.59	82.22	0.14	123.56	0.39
3/12/2020 13:05:38	81.05	0.59	81.74	0.14	123.14	0.40
3/12/2020 13:06:38	80.87	0.57	81.17	0.14	124.00	0.42
3/12/2020 13:07:38	81.46	0.54	80.86	0.13	124.28	0.43
3/12/2020 13:08:38	81.41	0.61	81.48	0.13	123.04	0.41
3/12/2020 13:09:38	80.89	0.59	80.45	0.14	122.94	0.41
3/12/2020 13:10:38	81.21	0.58	80.71	0.14	122.35	0.42
3/12/2020 13:11:38	81.55	0.60	81.40	0.13	121.38	0.36
3/12/2020 13:12:38	80.92	0.59	81.66	0.14	121.05	0.42
3/12/2020 13:13:38	80.51	0.58	81.49	0.14	121.41	0.39
3/12/2020 13:14:38	81.10	0.58	81.72	0.13	121.70	0.44
3/12/2020 13:15:38	80.73	0.60	81.84	0.13	121.95	0.42
3/12/2020 13:16:38	80.29	0.60	82.17	0.14	121.36	0.46
3/12/2020 13:17:38	81.07	0.59	81.91	0.13	120.92	0.41
3/12/2020 13:18:38	80.86	0.59	81.88	0.13	121.62	0.38
3/12/2020 13:19:38	80.15	0.57	82.01	0.14	122.15	0.40
3/12/2020 13:20:38	81.01	0.59	81.41	0.13	123.82	0.44
3/12/2020 13:21:38	80.96	0.57	80.59	0.14	123.88	0.41
3/12/2020 13:22:38	80.05	0.54	81.03	0.13	121.31	0.39
3/12/2020 13:23:38	80.91	0.58	80.92	0.14	121.15	0.37
3/12/2020 13:24:38	81.07	0.56	81.12	0.14	120.54	0.45
3/12/2020 13:25:38	80.22	0.56	80.62	0.12	122.43	0.42
3/12/2020 13:26:38	81.13	0.60	81.38	0.13	123.48	0.45
3/12/2020 13:27:38	81.06	0.61	81.80	0.14	123.86	0.43
3/12/2020 13:28:38	80.38	0.59	80.46	0.13	123.49	0.45
3/12/2020 13:29:38	80.65	0.55	81.05	0.13	122.44	0.41
3/12/2020 13:30:38	81.12	0.56	82.27	0.14	121.69	0.37
3/12/2020 13:31:38	80.60	0.63	81.72	0.13	121.85	0.42
3/12/2020 13:32:38	80.53	0.60	81.60	0.14	122.42	0.43
3/12/2020 13:33:38	81.09	0.54	82.18	0.13	120.40	0.44
3/12/2020 13:34:38	80.80	0.60	83.60	0.14	119.96	0.45
3/12/2020 13:35:38	80.27	0.61	83.58	0.13	120.02	0.42
3/12/2020 13:36:38	81.07	0.56	83.03	0.13	121.40	0.39
3/12/2020 13:37:38	81.74	0.65	83.33	0.13	123.11	0.41
3/12/2020 13:38:38	80.47	0.60	82.71	0.14	124.10	0.39
3/12/2020 13:39:38	80.91	0.60	82.02	0.13	122.10	0.45
3/12/2020 13:40:38	81.05	0.61	81.28	0.13	121.11	0.40
3/12/2020 13:41:38	80.15	0.63	81.69	0.13	120.28	0.43
3/12/2020 13:42:38	80.83	0.60	81.86	0.14	119.01	0.39
3/12/2020 13:43:38	81.08	0.59	80.86	0.12	119.84	0.40
3/12/2020 13:44:38	80.35	0.56	79.63	0.13	119.91	0.41
3/12/2020 13:45:38	80.64	0.60	79.53	0.13	119.64	0.42
3/12/2020 13:46:38	81.20	0.57	79.13	0.13	119.01	0.38
3/12/2020 13:47:38	80.57	0.57	78.58	0.14	117.18	0.41
3/12/2020 13:48:38	80.51	0.59	78.55	0.14	117.21	0.43
3/12/2020 13:49:38	81.26	0.64	79.27	0.13	118.05	0.42
3/12/2020 13:50:38	80.69	0.61	79.43	0.13	119.57	0.40
3/12/2020 13:51:38	80.40	0.58	79.36	0.14	119.54	0.36
3/12/2020 13:52:38	81.07	0.58	79.46	0.13	119.06	0.41
3/12/2020 13:53:38	80.85	0.57	80.05	0.14	119.64	0.43
3/12/2020 13:54:38	80.21	0.59	79.85	0.14	119.15	0.43
3/12/2020 13:55:38	81.03	0.62	78.98	0.13	118.60	0.43
3/12/2020 13:56:38	80.90	0.58	79.75	0.13	119.42	0.43

RM FIELD DATA

Client Medline
Location Waukegan, IL
Source EO Control System
Date 3/12/2020

Date/Time	Common Stk Temp. ºF	Common Stk ΔP (in H2O)	#2 Inlet Temp. ºF	#2 Inlet ΔP (in H2O)	#3 Inlet Temp. ºF	#3 Inlet ΔP (in H2O)
3/12/2020 13:57:38	80.10	0.59	81.00	0.13	119.32	0.42
3/12/2020 13:58:38	80.98	0.58	80.68	0.14	119.14	0.41
3/12/2020 13:59:38	81.02	0.63	80.91	0.13	119.66	0.42
3/12/2020 14:00:38	80.08	0.61	82.08	0.13	120.42	0.45
3/12/2020 14:01:38	80.86	0.55	81.87	0.14	120.73	0.42
3/12/2020 14:02:38	81.05	0.58	80.39	0.14	120.75	0.38
3/12/2020 14:03:38	80.28	0.63	79.82	0.13	120.39	0.39
3/12/2020 14:04:38	80.69	0.60	79.89	0.14	119.48	0.38
3/12/2020 14:05:38	81.13	0.54	79.14	0.14	119.00	0.40
3/12/2020 14:06:38	80.54	0.58	78.08	0.14	119.33	0.41
3/12/2020 14:07:38	80.51	0.60	77.49	0.14	119.94	0.42
3/12/2020 14:08:38	81.12	0.60	77.78	0.14	120.53	0.40
3/12/2020 14:09:38	80.72	0.56	77.62	0.14	120.34	0.45
3/12/2020 14:10:38	80.30	0.63	77.17	0.14	119.98	0.37
3/12/2020 14:11:38	81.07	0.61	77.12	0.13	119.31	0.44
3/12/2020 14:12:38	80.92	0.60	77.48	0.14	119.94	0.43
3/12/2020 14:13:38	80.08	0.59	77.36	0.14	119.74	0.38
3/12/2020 14:14:38	80.95	0.60	76.56	0.13	119.51	0.39
3/12/2020 14:15:38	81.06	0.59	77.13	0.13	119.17	0.36
3/12/2020 14:16:38	80.09	0.58	77.60	0.14	119.15	0.42
3/12/2020 14:17:38	80.97	0.57	77.36	0.14	119.06	0.36
3/12/2020 14:18:38	81.08	0.57	76.51	0.14	118.86	0.44
3/12/2020 14:19:38	80.26	0.56	77.44	0.13	117.53	0.42
3/12/2020 14:20:38	80.74	0.55	78.71	0.14	116.02	0.43
3/12/2020 14:21:38	81.11	0.60	78.88	0.14	117.03	0.43
3/12/2020 14:22:38	80.47	0.57	78.30	0.14	117.60	0.33
3/12/2020 14:23:38	80.64	0.64	79.07	0.14	116.77	0.44
3/12/2020 14:24:38	81.35	0.60	79.12	0.13	116.69	0.43
3/12/2020 14:25:38	80.57	0.61	78.23	0.14	117.88	0.46
3/12/2020 14:26:38	80.50	0.61	77.77	0.13	117.61	0.41
3/12/2020 14:27:38	81.13	0.60	78.35	0.13	118.24	0.34
3/12/2020 14:28:38	80.75	0.58	78.49	0.14	118.71	0.40
3/12/2020 14:29:38	80.23	0.59	78.45	0.13	119.51	0.40
3/12/2020 14:30:38	81.06	0.58	78.15	0.13	119.73	0.39
3/12/2020 14:31:38	80.98	0.56	79.29	0.13	119.65	0.42
3/12/2020 14:32:38	80.06	0.60	80.47	0.14	119.75	0.40
3/12/2020 14:33:38	80.94	0.57	81.04	0.13	119.69	0.42
3/12/2020 14:34:38	81.03	0.65	80.35	0.14	119.10	0.43
3/12/2020 14:35:38	80.18	0.58	81.60	0.13	118.26	0.40
3/12/2020 14:36:38	80.80	0.58	81.42	0.14	117.65	0.43
3/12/2020 14:37:38	81.13	0.59	80.55	0.14	117.26	0.41
3/12/2020 14:38:38	80.51	0.61	80.28	0.13	116.45	0.45
3/12/2020 14:39:38	80.52	0.56	80.93	0.14	117.60	0.41
3/12/2020 14:40:38	81.06	0.62	81.19	0.14	118.93	0.37
3/12/2020 14:41:38	80.73	0.57	79.89	0.13	119.11	0.40
3/12/2020 14:42:38	80.32	0.61	80.62	0.14	118.67	0.45
3/12/2020 14:43:38	81.02	0.64	81.43	0.14	118.97	0.42
3/12/2020 14:44:38	80.97	0.58	81.51	0.14	117.75	0.42
3/12/2020 14:45:38	80.06	0.58	81.50	0.13	116.47	0.43
3/12/2020 14:46:38	80.92	0.62	82.18	0.14	117.29	0.40
3/12/2020 14:47:38	81.06	0.62	82.30	0.13	118.49	0.45
3/12/2020 14:48:38	80.08	0.59	81.61	0.13	120.09	0.38
3/12/2020 14:49:38	80.87	0.60	80.99	0.14	120.50	0.42
3/12/2020 14:50:38	81.28	0.61	81.89	0.14	118.82	0.39
3/12/2020 14:51:38	80.28	0.58	82.73	0.13	118.03	0.37
3/12/2020 14:52:38	80.83	0.59	82.47	0.13	116.89	0.40
3/12/2020 14:53:38	81.10	0.59	81.84	0.13	116.71	0.43
3/12/2020 14:54:38	81.04	0.59	82.02	0.14	117.47	0.43
3/12/2020 14:55:38	80.45	0.62	82.47	0.14	117.71	0.39
3/12/2020 14:56:38	81.07	0.56	82.34	0.13	117.91	0.44
3/12/2020 14:57:38	80.82	0.59	82.34	0.13	117.57	0.41
3/12/2020 14:58:38	80.66	0.60	82.11	0.14	116.60	0.42
3/12/2020 14:59:38	81.05	0.54	82.10	0.14	116.37	0.44
3/12/2020 15:00:38	81.42	0.58	82.50	0.13	115.44	0.44
3/12/2020 15:01:38	80.06	0.56	83.09	0.14	115.63	0.36
3/12/2020 15:02:38	80.88	0.62	83.16	0.14	115.29	0.38

RM FIELD DATA

Client Medline
Location Waukegan, IL
Source EO Control System
Date 3/12/2020

Date/Time	Common Stk Temp. ºF	Common Stk ΔP (in H2O)	#2 Inlet Temp. ºF	#2 Inlet ΔP (in H2O)	#3 Inlet Temp. ºF	#3 Inlet ΔP (in H2O)
3/12/2020 15:03:38	81.28	0.55	82.76	0.13	115.64	0.44
3/12/2020 15:04:38	80.49	0.55	81.31	0.13	116.45	0.46
3/12/2020 15:05:38	80.70	0.62	81.98	0.14	118.20	0.41
3/12/2020 15:06:38	81.14	0.60	82.31	0.14	119.63	0.42
3/12/2020 15:07:38	80.52	0.60	82.25	0.14	119.82	0.38
3/12/2020 15:08:38	80.53	0.56	81.77	0.13	119.60	0.43
3/12/2020 15:09:38	81.38	0.60	82.02	0.13	119.74	0.40
3/12/2020 15:10:38	81.23	0.63	82.33	0.14	120.67	0.44
3/12/2020 15:11:38	80.65	0.58	82.09	0.14	120.93	0.41
3/12/2020 15:12:38	81.46	0.54	81.27	0.14	120.66	0.45
3/12/2020 15:13:38	81.50	0.61	81.73	0.14	120.52	0.42
3/12/2020 15:14:38	80.65	0.61	82.63	0.13	119.45	0.44
3/12/2020 15:15:38	81.16	0.55	83.16	0.14	119.31	0.44
3/12/2020 15:16:38	81.65	0.59	83.11	0.14	119.65	0.44
3/12/2020 15:17:38	80.72	0.61	82.71	0.13	119.67	0.39
3/12/2020 15:18:38	80.71	0.61	82.26	0.14	120.13	0.41
3/12/2020 15:19:38	81.46	0.57	82.34	0.14	120.47	0.40
3/12/2020 15:20:38	81.48	0.64	83.10	0.13	121.10	0.41
3/12/2020 15:21:38	80.59	0.57	83.22	0.14	121.74	0.40
3/12/2020 15:22:38	81.18	0.62	82.69	0.14	121.62	0.46
3/12/2020 15:23:38	81.57	0.61	81.75	0.13	120.42	0.41
3/12/2020 15:24:38	81.16	0.62	82.36	0.15	119.68	0.42
3/12/2020 15:25:38	80.73	0.58	82.76	0.13	118.49	0.43
3/12/2020 15:26:38	81.80	0.60	82.59	0.13	119.19	0.45
3/12/2020 15:27:38	81.42	0.59	81.70	0.13	120.12	0.41
3/12/2020 15:28:38	80.59	0.60	81.98	0.14	119.96	0.39
3/12/2020 15:29:38	81.15	0.58	82.25	0.13	120.01	0.38
3/12/2020 15:30:38	81.56	0.57	81.86	0.14	119.00	0.41
3/12/2020 15:31:38	81.13	0.56	81.69	0.14	119.25	0.42
3/12/2020 15:32:38	80.66	0.57	82.32	0.13	119.77	0.38
3/12/2020 15:33:38	81.62	0.62	83.67	0.14	119.83	0.40
3/12/2020 15:34:38	81.51	0.63	83.96	0.14	120.88	0.40
3/12/2020 15:35:38	80.74	0.55	83.61	0.14	121.63	0.40
3/12/2020 15:36:38	81.07	0.60	84.89	0.13	121.63	0.43
3/12/2020 15:37:38	81.55	0.62	85.53	0.13	122.07	0.43
3/12/2020 15:38:38	81.24	0.60	84.66	0.13	121.60	0.40
3/12/2020 15:39:38	80.79	0.63	83.51	0.14	120.48	0.37
3/12/2020 15:40:38	81.43	0.60	84.21	0.14	120.03	0.44
3/12/2020 15:41:38	81.62	0.64	84.07	0.13	119.42	0.40
3/12/2020 15:42:38	80.63	0.60	84.01	0.14	120.94	0.37
3/12/2020 15:43:38	81.16	0.60	84.34	0.14	122.00	0.39
3/12/2020 15:44:38	81.58	0.58	84.89	0.14	122.61	0.44
3/12/2020 15:45:38	80.95	0.61	85.78	0.14	122.19	0.41
3/12/2020 15:46:38	81.03	0.56	86.58	0.14	123.71	0.41
3/12/2020 15:47:38	82.25	0.62	86.76	0.12	124.81	0.41
3/12/2020 15:48:38	81.30	0.56	86.78	0.13	124.48	0.37
3/12/2020 15:49:38	80.90	0.59	87.54	0.13	125.01	0.41
3/12/2020 15:50:38	81.51	0.60	89.18	0.14	126.28	0.42
3/12/2020 15:51:38	81.41	0.59	89.61	0.13	127.36	0.40
3/12/2020 15:52:38	80.64	0.58	88.24	0.14	128.27	0.40
3/12/2020 15:53:38	81.52	0.59	87.57	0.13	127.82	0.41
3/12/2020 15:54:38	81.32	0.64	87.93	0.14	128.13	0.41
3/12/2020 15:55:38	80.65	0.54	87.52	0.14	127.23	0.39
3/12/2020 15:56:38	81.70	0.58	87.26	0.14	126.83	0.41
3/12/2020 15:57:38	81.54	0.58	86.43	0.13	126.76	0.40
3/12/2020 15:58:38	80.51	0.58	85.94	0.14	127.48	0.42
3/12/2020 15:59:38	81.39	0.60	88.47	0.14	129.47	0.37
3/12/2020 16:00:38	81.44	0.57	91.13	0.14	131.37	0.42
3/12/2020 16:01:38	80.53	0.61	91.74	0.14	132.82	0.37
3/12/2020 16:02:38	81.27	0.64	90.85	0.14	131.46	0.37
3/12/2020 16:03:38	81.53	0.60	90.60	0.13	131.88	0.32
3/12/2020 16:04:38	81.45	0.59	90.09	0.14	132.61	0.40
3/12/2020 16:05:38	81.52	0.61	88.37	0.13	132.78	0.37
3/12/2020 16:06:38	82.02	0.59	89.75	0.14	133.69	0.40
3/12/2020 16:07:38	81.68	0.61	90.35	0.13	135.25	0.40
3/12/2020 16:08:38	81.54	0.60	91.56	0.14	136.75	0.45

RM FIELD DATA

Client Medline
Location Waukegan, IL
Source EO Control System
Date 3/12/2020

Date/Time	Common Stk Temp. ºF	Common Stk ΔP (in H2O)	#2 Inlet Temp. ºF	#2 Inlet ΔP (in H2O)	#3 Inlet Temp. ºF	#3 Inlet ΔP (in H2O)
3/12/2020 16:09:38	82.07	0.59	93.29	0.13	139.11	0.42
3/12/2020 16:10:38	81.59	0.54	94.14	0.14	140.03	0.38
3/12/2020 16:11:38	82.01	0.55	94.23	0.13	141.85	0.43
3/12/2020 16:12:38	82.04	0.55	93.28	0.14	142.90	0.44
3/12/2020 16:13:38	81.59	0.56	94.15	0.13	143.97	0.42
3/12/2020 16:14:38	81.61	0.62	94.32	0.13	145.67	0.41
3/12/2020 16:15:38	82.00	0.57	93.23	0.14	147.06	0.43
3/12/2020 16:16:38	81.07	0.60	94.05	0.13	146.37	0.40
3/12/2020 16:17:38	81.84	0.60	95.17	0.14	146.06	0.38
3/12/2020 16:18:38	81.95	0.59	95.00	0.14	146.14	0.42
3/12/2020 16:19:38	81.04	0.61	94.12	0.13	146.57	0.39
3/12/2020 16:20:38	81.95	0.56	95.11	0.14	147.60	0.43
3/12/2020 16:21:38	81.80	0.55	95.10	0.13	147.19	0.41
3/12/2020 16:22:38	81.18	0.56	94.27	0.13	147.36	0.41
3/12/2020 16:23:38	82.02	0.60	94.32	0.14	148.91	0.37
3/12/2020 16:24:38	81.49	0.60	94.81	0.14	149.83	0.43
3/12/2020 16:25:38	82.17	0.59	94.60	0.13	149.53	0.45
3/12/2020 16:26:38	82.47	0.63	93.66	0.14	150.30	0.37
3/12/2020 16:27:38	81.43	0.55	93.81	0.13	150.34	0.41
3/12/2020 16:28:38	82.44	0.55	94.72	0.14	147.81	0.42
3/12/2020 16:29:38	82.14	0.56	94.07	0.14	146.31	0.40
3/12/2020 16:30:38	81.92	0.58	93.29	0.14	144.95	0.43
3/12/2020 16:31:38	82.49	0.59	92.27	0.14	143.29	0.42
3/12/2020 16:32:38	81.44	0.59	92.23	0.14	141.97	0.43
3/12/2020 16:33:38	82.42	0.53	91.98	0.14	139.25	0.48
3/12/2020 16:34:38	82.09	0.59	89.12	0.13	136.36	0.43
3/12/2020 16:35:38	82.00	0.57	88.40	0.14	134.96	0.44
3/12/2020 16:36:38	82.49	0.56	87.52	0.14	133.64	0.39
3/12/2020 16:37:38	81.45	0.56	86.50	0.13	132.04	0.46
3/12/2020 16:38:38	82.26	0.54	84.79	0.13	129.46	0.42
3/12/2020 16:39:38	82.32	0.58	84.20	0.14	126.70	0.39
3/12/2020 16:40:38	81.64	0.56	83.83	0.14	126.70	0.44
3/12/2020 16:41:38	82.53	0.62	83.61	0.14	126.17	0.41
3/12/2020 16:42:38	81.95	0.57	83.19	0.14	124.65	0.44
3/12/2020 16:43:38	82.08	0.59	82.63	0.14	124.21	0.40
3/12/2020 16:44:38	82.44	0.63	81.65	0.14	123.00	0.40
3/12/2020 16:45:38	81.48	0.55	81.96	0.13	121.62	0.41
3/12/2020 16:46:38	82.48	0.56	82.54	0.14	121.11	0.39
3/12/2020 16:47:38	81.83	0.62	82.70	0.14	119.94	0.42
3/12/2020 16:48:38	82.18	0.59	82.52	0.14	119.77	0.40
3/12/2020 16:49:38	82.36	0.60	81.19	0.13	120.51	0.40
3/12/2020 16:50:38	81.66	0.58	81.86	0.13	120.72	0.44
3/12/2020 16:51:38	82.47	0.57	82.64	0.14	120.54	0.40
3/12/2020 16:52:38	81.98	0.61	82.53	0.14	120.03	0.36
3/12/2020 16:53:38	82.06	0.59	82.47	0.14	118.88	0.37
3/12/2020 16:54:38	82.54	0.58	82.65	0.13	119.45	0.40
3/12/2020 16:55:38	81.42	0.56	83.51	0.14	119.94	0.40
3/12/2020 16:56:38	82.41	0.57	84.41	0.14	119.64	0.42
3/12/2020 16:57:38	82.05	0.63	84.53	0.13	119.03	0.42
3/12/2020 16:58:38	82.18	0.60	84.24	0.13	118.93	0.44
3/12/2020 16:59:38	82.47	0.60	83.34	0.13	118.43	0.41
3/12/2020 17:00:38	81.39	0.59	82.51	0.14	117.75	0.40
3/12/2020 17:01:38	82.43	0.58	82.52	0.14	116.60	0.39
3/12/2020 17:02:38	82.04	0.60	82.54	0.14	114.91	0.45
3/12/2020 17:03:38	81.91	0.61	81.40	0.14	114.42	0.39
3/12/2020 17:04:38	82.50	0.57	80.53	0.14	113.92	0.42
3/12/2020 17:05:38	81.69	0.60	81.01	0.13	113.25	0.37
3/12/2020 17:06:38	82.26	0.63	81.42	0.14	112.59	0.41
3/12/2020 17:07:38	82.39	0.61	80.58	0.14	112.07	0.40
3/12/2020 17:08:38	81.76	0.60	80.03	0.14	111.78	0.37
3/12/2020 17:09:38	82.57	0.55	80.35	0.13	111.54	0.36
3/12/2020 17:10:38	81.77	0.61	80.93	0.14	111.95	0.43
3/12/2020 17:11:38	82.74	0.59	81.46	0.14	111.34	0.42
3/12/2020 17:12:38	82.75	0.61	82.58	0.14	110.56	0.40
3/12/2020 17:13:38	82.40	0.58	84.12	0.13	111.12	0.41
3/12/2020 17:14:38	82.92	0.60	84.94	0.14	111.72	0.41

RM FIELD DATA

Client Medline
Location Waukegan, IL
Source EO Control System
Date 3/12/2020

Date/Time	Common Stk Temp. ºF	Common Stk ΔP (in H2O)	#2 Inlet Temp. ºF	#2 Inlet ΔP (in H2O)	#3 Inlet Temp. ºF	#3 Inlet ΔP (in H2O)
3/12/2020 17:15:38	81.96	0.59	83.04	0.14	112.72	0.39
3/12/2020 17:16:38	82.89	0.60	80.91	0.14	113.06	0.42
3/12/2020 17:17:38	82.56	0.61	81.00	0.13	111.95	0.37
3/12/2020 17:18:38	82.56	0.64	81.46	0.14	111.79	0.41
3/12/2020 17:19:38	82.85	0.57	80.66	0.14	111.91	0.45
3/12/2020 17:20:38	82.05	0.63	80.82	0.13	111.97	0.43
3/12/2020 17:21:38	82.97	0.61	82.37	0.14	110.48	0.42
3/12/2020 17:22:38	82.48	0.56	84.03	0.14	109.41	0.43
3/12/2020 17:23:38	83.24	0.57	84.46	0.14	109.38	0.43
3/12/2020 17:24:38	83.30	0.56	82.81	0.14	109.83	0.44
3/12/2020 17:25:38	82.32	0.56	81.30	0.14	112.42	0.45
3/12/2020 17:26:38	83.42	0.64	81.21	0.14	111.28	0.40
3/12/2020 17:27:38	82.58	0.66	80.97	0.14	112.02	0.44
3/12/2020 17:28:38	83.32	0.62	80.06	0.14	112.83	0.39
3/12/2020 17:29:38	82.85	0.61	79.64	0.14	113.05	0.43
3/12/2020 17:30:38	83.22	0.62	80.75	0.14	111.86	0.42
3/12/2020 17:31:38	83.07	0.60	81.88	0.14	111.96	0.45
3/12/2020 17:32:38	82.62	0.63	82.14	0.14	112.81	0.42
3/12/2020 17:33:38	83.39	0.61	83.18	0.13	113.02	0.40
3/12/2020 17:34:38	83.04	0.61	84.51	0.13	113.29	0.45
3/12/2020 17:35:38	82.64	0.54	84.12	0.14	113.75	0.43
3/12/2020 17:36:38	83.44	0.59	82.82	0.13	113.93	0.45
3/12/2020 17:37:38	83.13	0.58	80.93	0.13	113.84	0.39
3/12/2020 17:38:38	83.28	0.58	80.73	0.13	114.27	0.42
3/12/2020 17:39:38	83.47	0.62	80.94	0.14	115.37	0.44
3/12/2020 17:40:38	83.48	0.60	80.51	0.14	115.81	0.38
3/12/2020 17:41:38	83.78	0.58	79.95	0.13	116.16	0.43
3/12/2020 17:42:38	83.02	0.62	80.26	0.14	115.19	0.40
3/12/2020 17:43:38	83.89	0.60	80.45	0.14	114.15	0.45
3/12/2020 17:44:38	82.85	0.59	80.27	0.14	115.02	0.43
3/12/2020 17:45:38	83.70	0.62	79.93	0.14	115.90	0.39
3/12/2020 17:46:38	83.72	0.62	80.16	0.15	115.78	0.40
3/12/2020 17:47:38	82.79	0.59	80.46	0.14	114.19	0.40
3/12/2020 17:48:38	83.75	0.61	79.93	0.15	112.79	0.42
3/12/2020 17:49:38	83.48	0.63	79.19	0.13	111.42	0.41
3/12/2020 17:50:38	83.52	0.60	78.86	0.13	111.53	0.40
3/12/2020 17:51:38	83.75	0.55	78.91	0.14	112.11	0.43
3/12/2020 17:52:38	83.09	0.58	78.76	0.14	112.65	0.47
3/12/2020 17:53:38	84.06	0.65	77.36	0.14	114.01	0.39
3/12/2020 17:54:38	82.91	0.58	77.13	0.14	113.96	0.44
3/12/2020 17:55:38	83.80	0.62	78.24	0.14	112.91	0.41
3/12/2020 17:56:38	83.69	0.60	78.41	0.14	113.58	0.38
3/12/2020 17:57:38	82.96	0.60	77.20	0.13	114.18	0.40
3/12/2020 17:58:38	83.81	0.61	78.02	0.14	113.94	0.37
3/12/2020 17:59:38	83.42	0.61	77.72	0.15	114.59	0.43
3/12/2020 18:00:38	83.54	0.62	76.96	0.14	113.80	0.39
3/12/2020 18:01:38	83.76	0.61	77.19	0.15	113.69	0.46
3/12/2020 18:02:38	83.02	0.64	78.13	0.14	113.35	0.40
3/12/2020 18:03:38	83.89	0.57	77.58	0.14	113.51	0.43
3/12/2020 18:04:38	82.90	0.60	77.18	0.14	113.53	0.42
3/12/2020 18:05:38	83.77	0.64	78.03	0.14	113.22	0.40
3/12/2020 18:06:38	83.55	0.61	77.73	0.14	112.90	0.45
3/12/2020 18:07:38	83.09	0.57	77.29	0.14	113.75	0.44
3/12/2020 18:08:38	83.84	0.63	77.46	0.14	113.88	0.46
3/12/2020 18:09:38	83.26	0.58	78.03	0.14	113.58	0.42
3/12/2020 18:10:38	83.59	0.62	77.82	0.14	113.38	0.43
3/12/2020 18:11:38	83.73	0.60	77.02	0.14	113.22	0.42
3/12/2020 18:12:38	83.21	0.62	76.20	0.13	113.31	0.41
3/12/2020 18:13:38	83.83	0.60	76.36	0.14	114.46	0.44
3/12/2020 18:14:38	82.82	0.59	76.10	0.14	114.82	0.40
3/12/2020 18:15:38	83.87	0.60	75.77	0.14	114.85	0.44
3/12/2020 18:16:38	83.17	0.63	75.96	0.14	114.56	0.38
3/12/2020 18:17:38	84.20	0.64	75.57	0.14	114.42	0.50
3/12/2020 18:18:38	83.87	0.59	75.54	0.14	115.85	0.42
3/12/2020 18:19:38	83.09	0.63	74.66	0.14	115.71	0.42
3/12/2020 18:20:38	83.68	0.58	74.75	0.14	115.37	0.43

RM FIELD DATA

Client Medline
Location Waukegan, IL
Source EO Control System
Date 3/12/2020

Date/Time	Common Stk Temp. ºF	Common Stk ΔP (in H2O)	#2 Inlet Temp. ºF	#2 Inlet ΔP (in H2O)	#3 Inlet Temp. ºF	#3 Inlet ΔP (in H2O)
3/12/2020 18:21:38	83.64	0.62	75.00	0.14	114.55	0.44
3/12/2020 18:22:38	83.29	0.62	74.90	0.14	114.38	0.47
3/12/2020 18:23:38	83.85	0.60	73.75	0.14	114.40	0.42
3/12/2020 18:24:38	82.87	0.61	74.55	0.14	115.12	0.44
3/12/2020 18:25:38	83.91	0.60	75.21	0.14	115.35	0.40
3/12/2020 18:26:38	82.90	0.59	74.71	0.14	116.50	0.42
3/12/2020 18:27:38	83.66	0.61	74.38	0.14	115.10	0.42
3/12/2020 18:28:38	83.74	0.59	75.17	0.14	114.46	0.42
3/12/2020 18:29:38	82.82	0.61	74.72	0.14	115.13	0.40
3/12/2020 18:30:38	83.69	0.62	74.26	0.15	115.27	0.42
3/12/2020 18:31:38	83.74	0.56	74.70	0.14	114.61	0.38
3/12/2020 18:32:38	82.97	0.62	74.78	0.14	113.47	0.45
3/12/2020 18:33:38	83.88	0.62	74.22	0.14	113.55	0.42
3/12/2020 18:34:38	82.84	0.60	73.94	0.14	115.11	0.39
3/12/2020 18:35:38	83.81	0.57	73.82	0.14	117.16	0.43
3/12/2020 18:36:38	83.39	0.63	75.03	0.14	117.02	0.45
3/12/2020 18:37:38	83.55	0.59	75.20	0.15	116.18	0.44
3/12/2020 18:38:38	83.75	0.57	74.71	0.14	115.08	0.45
3/12/2020 18:39:38	82.80	0.60	74.26	0.14	114.89	0.41
3/12/2020 18:40:38	83.69	0.58	75.00	0.14	114.38	0.38
3/12/2020 18:41:38	83.77	0.56	75.68	0.14	113.97	0.40
3/12/2020 18:42:38	82.81	0.64	75.80	0.13	113.56	0.42
3/12/2020 18:43:38	83.85	0.61	75.36	0.14	112.80	0.40
3/12/2020 18:44:38	83.32	0.63	76.19	0.12	113.23	0.38
3/12/2020 18:45:38	83.61	0.64	76.45	0.14	114.09	0.40
3/12/2020 18:46:38	83.71	0.58	76.89	0.14	113.86	0.41
3/12/2020 18:47:38	83.22	0.60	75.99	0.14	113.98	0.44
3/12/2020 18:48:38	83.85	0.63	76.58	0.14	113.63	0.42
3/12/2020 18:49:38	82.79	0.63	77.06	0.14	112.96	0.39
3/12/2020 18:50:38	83.75	0.61	76.76	0.14	112.66	0.39
3/12/2020 18:51:38	83.66	0.64	76.06	0.14	113.00	0.42
3/12/2020 18:52:38	82.90	0.61	76.77	0.14	113.14	0.40
3/12/2020 18:53:38	83.79	0.61	76.39	0.13	111.81	0.44
3/12/2020 18:54:38	83.62	0.63	76.17	0.14	111.29	0.41
3/12/2020 18:55:38	83.30	0.59	75.20	0.14	111.21	0.43
3/12/2020 18:56:38	83.84	0.60	75.84	0.14	112.99	0.42
3/12/2020 18:57:38	82.84	0.60	76.17	0.14	113.81	0.39
3/12/2020 18:58:38	83.89	0.56	75.91	0.14	113.93	0.39
3/12/2020 18:59:38	83.10	0.61	75.20	0.14	113.28	0.39
3/12/2020 19:00:38	83.70	0.58	75.82	0.14	113.11	0.44
3/12/2020 19:01:38	83.46	0.61	76.21	0.14	113.06	0.47
3/12/2020 19:02:38	83.22	0.65	75.74	0.14	113.82	0.34
3/12/2020 19:03:38	83.85	0.60	74.41	0.14	114.00	0.40
3/12/2020 19:04:38	83.33	0.59	74.95	0.14	114.06	0.43
3/12/2020 19:05:38	83.39	0.58	74.83	0.13	114.26	0.41
3/12/2020 19:06:38	83.79	0.60	74.56	0.13	114.63	0.43
3/12/2020 19:07:38	82.95	0.64	73.36	0.14	115.52	0.47
3/12/2020 19:08:38	83.88	0.61	73.41	0.14	115.35	0.40
3/12/2020 19:09:38	82.89	0.57	73.52	0.13	114.66	0.41
3/12/2020 19:10:38	83.82	0.62	73.07	0.14	113.67	0.37
3/12/2020 19:11:38	83.36	0.65	72.94	0.14	112.94	0.41
3/12/2020 19:12:38	83.29	0.63	73.43	0.14	114.22	0.46
3/12/2020 19:13:38	83.88	0.59	73.40	0.14	115.18	0.41
3/12/2020 19:14:38	82.78	0.62	72.93	0.14	115.79	0.41
3/12/2020 19:15:38	83.33	0.60	73.62	0.14	114.40	0.46
3/12/2020 19:16:38	83.43	0.60	74.44	0.14	113.65	0.41
3/12/2020 19:17:38	83.48	0.60	74.91	0.13	111.28	0.41
3/12/2020 19:18:38	83.77	0.60	74.87	0.13	110.89	0.41
3/12/2020 19:19:38	83.03	0.63	75.96	0.14	110.04	0.36
3/12/2020 19:20:38	83.88	0.54	76.38	0.14	110.15	0.41
3/12/2020 19:21:38	82.71	0.65	76.41	0.14	110.86	0.36
3/12/2020 19:22:38	83.48	0.64	75.76	0.14	111.08	0.41
3/12/2020 19:23:38	83.53	0.62	75.41	0.14	110.65	0.43
3/12/2020 19:24:38	83.03	0.56	76.31	0.14	110.40	0.44
3/12/2020 19:25:38	83.81	0.59	76.20	0.13	110.53	0.42
3/12/2020 19:26:38	82.81	0.59	76.10	0.14	110.01	0.43

RM FIELD DATA

Client Medline
Location Waukegan, IL
Source EO Control System
Date 3/12/2020

Date/Time	Common Stk Temp. ºF	Common Stk ΔP (in H2O)	#2 Inlet Temp. ºF	#2 Inlet ΔP (in H2O)	#3 Inlet Temp. ºF	#3 Inlet ΔP (in H2O)
3/12/2020 19:27:38	83.71	0.63	75.51	0.13	109.53	0.39
3/12/2020 19:28:38	82.81	0.58	76.07	0.13	110.42	0.43
3/12/2020 19:29:38	83.79	0.59	76.16	0.14	111.95	0.41
3/12/2020 19:30:38	83.60	0.62	75.59	0.14	113.29	0.37
3/12/2020 19:31:38	82.95	0.55	75.57	0.14	113.29	0.38
3/12/2020 19:32:38	83.81	0.63	76.27	0.13	112.48	0.42
3/12/2020 19:33:38	83.38	0.57	76.12	0.14	111.30	0.42
3/12/2020 19:34:38	83.55	0.62	75.39	0.14	111.81	0.41
3/12/2020 19:35:38	83.70	0.58	75.69	0.14	112.38	0.40
3/12/2020 19:36:38	83.26	0.61	76.21	0.14	111.79	0.35
3/12/2020 19:37:38	83.86	0.58	75.97	0.13	110.81	0.40
3/12/2020 19:38:38	82.81	0.53	75.42	0.14	110.63	0.43
3/12/2020 19:39:38	83.83	0.58	76.13	0.13	110.73	0.40
3/12/2020 19:40:38	83.44	0.62	76.36	0.14	110.06	0.40
3/12/2020 19:41:38	83.16	0.54	75.50	0.14	110.15	0.42
3/12/2020 19:44:48	82.78	0.58	75.94	0.14	110.00	0.40
3/12/2020 19:45:03	83.79	0.56	75.77	0.14	110.10	0.46
3/12/2020 19:45:18	83.69	0.60	76.35	0.14	109.05	0.40
3/12/2020 19:45:33	82.91	0.59	76.06	0.14	110.19	0.41
3/12/2020 19:45:48	83.83	0.58	75.63	0.14	110.58	0.35
3/12/2020 19:46:03	83.61	0.62	76.40	0.14	110.41	0.40
3/12/2020 19:46:18	83.25	0.62	76.24	0.14	110.22	0.45
3/12/2020 19:46:33	83.91	0.57	75.42	0.14	111.02	0.40
3/12/2020 19:46:48	83.20	0.63	76.27	0.13	111.15	0.33
3/12/2020 19:47:03	83.46	0.64	76.73	0.14	110.40	0.42
3/12/2020 19:47:18	83.84	0.58	76.00	0.14	111.75	0.41
3/12/2020 19:47:33	82.87	0.63	76.85	0.14	111.88	0.41
3/12/2020 19:47:48	83.68	0.59	77.08	0.15	111.39	0.42
3/12/2020 19:48:03	83.76	0.63	75.58	0.13	111.95	0.37
3/12/2020 19:48:18	82.83	0.57	76.21	0.13	112.93	0.43
3/12/2020 19:48:33	83.79	0.60	76.37	0.14	112.24	0.40
3/12/2020 19:48:48	83.55	0.61	75.81	0.14	111.95	0.41
3/12/2020 19:49:03	83.09	0.60	76.13	0.13	112.81	0.42
3/12/2020 19:49:18	83.87	0.67	76.38	0.14	112.14	0.40
3/12/2020 19:49:33	83.34	0.66	75.82	0.14	111.30	0.41
3/12/2020 19:49:48	83.43	0.61	75.86	0.13	111.80	0.39
3/12/2020 19:50:03	83.87	0.65	76.40	0.14	111.86	0.41
3/12/2020 19:50:18	83.02	0.60	76.08	0.14	111.05	0.40
3/12/2020 19:50:33	83.57	0.64	75.62	0.14	110.93	0.42
3/12/2020 19:50:48	83.82	0.61	76.38	0.14	111.52	0.39
3/12/2020 19:51:03	82.78	0.58	76.25	0.15	110.41	0.40
3/12/2020 19:51:18	83.76	0.59	75.30	0.14	109.87	0.43
3/12/2020 19:51:33	83.69	0.58	76.11	0.14	110.49	0.40
3/12/2020 19:51:48	83.00	0.58	76.06	0.14	109.87	0.43
3/12/2020 19:52:03	83.80	0.58	75.27	0.14	108.41	0.39
3/12/2020 19:52:18	83.55	0.57	75.87	0.13	109.26	0.41
3/12/2020 19:52:33	83.08	0.58	76.16	0.14	109.46	0.42
3/12/2020 19:52:48	83.82	0.61	75.14	0.15	108.56	0.43
3/12/2020 19:53:03	83.50	0.60	75.77	0.13	108.89	0.43
3/12/2020 19:53:18	83.07	0.60	75.54	0.14	108.79	0.39
3/12/2020 19:53:33	83.86	0.57	75.49	0.14	109.12	0.43
3/12/2020 19:53:48	83.70	0.62	75.68	0.14	108.44	0.43
3/12/2020 19:54:03	83.09	0.60	76.18	0.13	109.28	0.38
3/12/2020 19:54:18	83.82	0.60	75.55	0.14	109.54	0.43
3/12/2020 19:54:33	83.47	0.58	75.86	0.13	108.86	0.41
3/12/2020 19:54:48	83.51	0.60	76.24	0.14	109.72	0.44
3/12/2020 19:55:03	83.88	0.60	75.79	0.14	110.58	0.35
3/12/2020 19:55:18	83.21	0.63	75.44	0.13	110.04	0.39
3/12/2020 19:55:33	83.50	0.59	76.14	0.14	110.29	0.41
3/12/2020 19:55:48	83.84	0.61	75.81	0.14	111.44	0.41
3/12/2020 19:56:03	82.90	0.59	74.81	0.14	111.12	0.42
3/12/2020 19:56:18	83.62	0.59	76.13	0.15	111.03	0.43
3/12/2020 19:56:33	83.75	0.59	76.00	0.14	111.84	0.40
3/12/2020 19:56:48	82.84	0.62	75.15	0.14	111.79	0.44
3/12/2020 19:57:03	83.77	0.62	76.10	0.14	110.77	0.42
3/12/2020 19:57:18	83.62	0.63	76.07	0.14	111.78	0.43

RM FIELD DATA

Client Medline
Location Waukegan, IL
Source EO Control System
Date 3/12/2020

Date/Time	Common Stk Temp. ºF	Common Stk ΔP (in H2O)	#2 Inlet Temp. ºF	#2 Inlet ΔP (in H2O)	#3 Inlet Temp. ºF	#3 Inlet ΔP (in H2O)
3/12/2020 19:57:33	83.10	0.57	75.23	0.14	111.80	0.38
3/12/2020 19:57:48	84.18	0.60	75.98	0.14	110.77	0.43
3/12/2020 19:58:03	83.39	0.63	76.28	0.14	111.77	0.42
3/12/2020 19:58:18	83.50	0.62	75.65	0.14	111.86	0.44
3/12/2020 19:58:33	83.86	0.59	76.04	0.14	110.91	0.41
3/12/2020 19:58:48	83.08	0.64	76.44	0.13	111.52	0.47
3/12/2020 19:59:03	83.56	0.60	75.85	0.14	111.96	0.34
3/12/2020 19:59:18	83.82	0.61	75.77	0.14	111.75	0.43
3/12/2020 19:59:33	82.81	0.61	76.35	0.13	111.49	0.42
3/12/2020 19:59:48	83.70	0.60	76.09	0.14	112.30	0.44
3/12/2020 20:00:03	83.72	0.59	75.56	0.14	112.09	0.41
3/12/2020 20:00:18	82.94	0.64	76.39	0.14	111.27	0.41
3/12/2020 20:00:33	83.82	0.57	76.28	0.14	112.14	0.38
3/12/2020 20:00:48	83.49	0.60	75.43	0.13	112.67	0.40
3/12/2020 20:01:03	83.22	0.59	76.24	0.13	111.89	0.41
3/12/2020 20:01:18	83.84	0.64	76.28	0.13	112.27	0.45
3/12/2020 20:01:33	83.27	0.63	75.35	0.14	113.28	0.40
3/12/2020 20:01:48	83.27	0.58	76.92	0.14	112.75	0.36
3/12/2020 20:02:03	83.84	0.65	76.99	0.14	112.79	0.40
3/12/2020 20:02:18	83.29	0.58	76.18	0.14	113.49	0.42
3/12/2020 20:02:33	83.30	0.58	76.60	0.14	113.39	0.40
3/12/2020 20:02:48	83.85	0.60	76.92	0.14	112.89	0.36
3/12/2020 20:03:03	83.28	0.60	76.29	0.14	113.57	0.42
3/12/2020 20:03:18	83.40	0.61	76.48	0.14	113.98	0.41
3/12/2020 20:03:33	83.86	0.62	77.05	0.13	113.33	0.42
3/12/2020 20:03:48	83.20	0.59	76.77	0.14	113.22	0.44
3/12/2020 20:04:03	83.39	0.59	76.23	0.13	113.95	0.43
3/12/2020 20:04:18	83.83	0.62	76.86	0.14	113.71	0.43
3/12/2020 20:04:33	83.11	0.58	76.94	0.14	112.85	0.43
3/12/2020 20:04:48	83.53	0.61	76.12	0.13	113.80	0.41
3/12/2020 20:05:03	83.82	0.67	76.90	0.14	113.96	0.42
3/12/2020 20:05:18	82.83	0.62	76.90	0.15	112.96	0.38
3/12/2020 20:05:33	83.67	0.56	76.04	0.13	113.45	0.43
3/12/2020 20:05:48	83.75	0.61	76.53	0.14	113.94	0.40
3/12/2020 20:06:03	82.89	0.58	77.09	0.14	113.49	0.43
3/12/2020 20:06:18	83.80	0.62	76.54	0.14	112.98	0.40
3/12/2020 20:06:33	83.60	0.62	76.01	0.13	113.89	0.35
3/12/2020 20:06:48	83.11	0.66	76.48	0.14	113.80	0.37
3/12/2020 20:07:03	83.87	0.55	76.57	0.14	112.76	0.42
3/12/2020 20:07:18	83.36	0.63	76.20	0.13	113.68	0.47
3/12/2020 20:07:33	83.35	0.61	76.98	0.14	113.91	0.37
3/12/2020 20:07:48	83.86	0.59	76.24	0.14	113.78	0.40
3/12/2020 20:08:03	83.00	0.58	75.52	0.14	113.53	0.40
3/12/2020 20:08:18	83.56	0.62	76.42	0.13	114.32	0.42
3/12/2020 20:08:33	83.82	0.63	76.09	0.14	114.27	0.41
3/12/2020 20:08:48	82.78	0.60	75.73	0.13	113.51	0.45
3/12/2020 20:09:03	83.72	0.61	76.41	0.13	113.74	0.41
3/12/2020 20:09:18	83.89	0.60	76.04	0.14	114.32	0.41
3/12/2020 20:09:33	82.98	0.65	75.65	0.13	114.22	0.44
3/12/2020 20:09:48	83.83	0.59	76.22	0.14	113.29	0.41
3/12/2020 20:10:03	83.48	0.62	75.87	0.13	113.96	0.40
3/12/2020 20:10:18	83.24	0.59	75.26	0.14	114.44	0.41
3/12/2020 20:10:33	83.90	0.66	75.98	0.15	113.94	0.45
3/12/2020 20:10:48	83.18	0.60	76.12	0.14	113.25	0.38
3/12/2020 20:11:03	83.50	0.66	74.90	0.13	114.22	0.40
3/12/2020 20:11:18	83.83	0.61	74.76	0.13	114.42	0.41
3/12/2020 20:11:33	82.85	0.60	74.97	0.13	113.78	0.38
3/12/2020 20:11:48	83.60	0.58	74.64	0.14	113.53	0.44
3/12/2020 20:12:03	83.86	0.59	74.57	0.14	114.30	0.44
3/12/2020 20:12:18	82.79	0.60	74.81	0.13	114.26	0.43
3/12/2020 20:12:33	83.61	0.59	74.57	0.14	113.51	0.40
3/12/2020 20:12:48	83.81	0.61	74.02	0.14	113.82	0.43
3/12/2020 20:13:03	82.77	0.62	74.72	0.13	114.40	0.40
3/12/2020 20:13:18	83.64	0.61	74.13	0.14	114.07	0.42
3/12/2020 20:13:33	83.85	0.64	73.37	0.13	113.37	0.40
3/12/2020 20:13:48	82.82	0.61	74.30	0.14	114.33	0.43

RM FIELD DATA

Client Medline
Location Waukegan, IL
Source EO Control System
Date 3/12/2020

Date/Time	Common Stk Temp. ºF	Common Stk ΔP (in H2O)	#2 Inlet Temp. ºF	#2 Inlet ΔP (in H2O)	#3 Inlet Temp. ºF	#3 Inlet ΔP (in H2O)
3/12/2020 20:14:03	83.64	0.58	74.38	0.14	114.34	0.43
3/12/2020 20:14:18	83.78	0.58	73.45	0.13	113.44	0.45
3/12/2020 20:14:33	82.79	0.61	74.19	0.14	113.95	0.37
3/12/2020 20:14:48	83.69	0.58	74.34	0.14	114.03	0.44
3/12/2020 20:15:03	83.66	0.62	73.54	0.14	113.44	0.38
3/12/2020 20:15:18	82.90	0.62	73.98	0.14	113.05	0.35
3/12/2020 20:15:33	83.86	0.62	74.35	0.14	113.85	0.45
3/12/2020 20:15:48	83.53	0.62	73.78	0.13	113.48	0.41
3/12/2020 20:16:03	83.22	0.62	74.21	0.14	112.60	0.41
3/12/2020 20:16:18	83.86	0.61	74.89	0.14	113.36	0.40
3/12/2020 20:16:33	83.33	0.61	74.39	0.14	113.45	0.45
3/12/2020 20:16:48	83.70	0.61	74.13	0.14	112.97	0.39
3/12/2020 20:17:03	84.09	0.61	74.84	0.14	112.78	0.45
3/12/2020 20:17:18	83.06	0.58	74.54	0.14	113.67	0.41
3/12/2020 20:17:33	84.01	0.56	74.05	0.14	113.50	0.44
3/12/2020 20:17:48	84.18	0.63	74.81	0.14	112.82	0.42
3/12/2020 20:18:03	82.84	0.58	74.67	0.14	113.75	0.42
3/12/2020 20:18:18	83.96	0.59	73.90	0.13	113.90	0.40
3/12/2020 20:18:33	83.76	0.60	74.76	0.14	113.56	0.43
3/12/2020 20:18:48	82.95	0.57	75.11	0.14	113.72	0.43
3/12/2020 20:19:03	83.76	0.58	74.19	0.13	114.31	0.42
3/12/2020 20:19:18	83.63	0.63	74.94	0.14	114.26	0.47
3/12/2020 20:19:33	83.11	0.59	74.86	0.14	113.34	0.46
3/12/2020 20:19:48	84.21	0.61	73.90	0.14	113.97	0.44
3/12/2020 20:20:03	83.46	0.63	74.55	0.14	114.46	0.41
3/12/2020 20:20:18	83.27	0.61	74.80	0.14	113.66	0.42
3/12/2020 20:20:33	83.87	0.59	73.68	0.13	113.85	0.37
3/12/2020 20:20:48	83.21	0.59	73.57	0.14	114.37	0.47
3/12/2020 20:21:03	83.49	0.60	73.82	0.13	114.08	0.37
3/12/2020 20:21:18	83.86	0.60	72.89	0.14	113.03	0.39
3/12/2020 20:21:33	82.95	0.62	73.03	0.13	113.78	0.43
3/12/2020 20:21:48	83.78	0.63	73.57	0.14	113.89	0.41
3/12/2020 20:22:03	83.81	0.59	72.21	0.13	112.48	0.46
3/12/2020 20:22:18	83.05	0.60	72.74	0.13	113.15	0.41
3/12/2020 20:22:33	83.62	0.61	73.01	0.14	113.46	0.49
3/12/2020 20:22:48	83.78	0.60	72.16	0.13	112.61	0.42
3/12/2020 20:23:03	82.79	0.58	73.26	0.14	112.35	0.37
3/12/2020 20:23:18	83.68	0.63	73.45	0.14	113.28	0.40
3/12/2020 20:23:33	83.79	0.63	72.48	0.14	113.10	0.42
3/12/2020 20:23:48	82.76	0.59	73.35	0.14	112.20	0.42
3/12/2020 20:24:03	83.77	0.59	73.40	0.14	113.00	0.42
3/12/2020 20:24:18	83.75	0.62	72.48	0.14	113.25	0.40
3/12/2020 20:24:33	82.77	0.65	73.42	0.13	112.58	0.39
3/12/2020 20:24:48	83.69	0.60	73.46	0.14	112.44	0.40
3/12/2020 20:25:03	83.72	0.62	72.55	0.14	113.12	0.43
3/12/2020 20:25:18	82.78	0.58	73.23	0.13	112.98	0.43
3/12/2020 20:25:33	84.13	0.60	73.41	0.14	112.15	0.37
3/12/2020 20:25:48	83.83	0.61	72.58	0.13	113.18	0.46
3/12/2020 20:26:03	83.21	0.60	73.55	0.13	113.15	0.41
3/12/2020 20:26:18	84.19	0.61	73.46	0.14	112.66	0.43
3/12/2020 20:26:33	84.07	0.62	72.67	0.14	113.12	0.44
3/12/2020 20:26:48	83.27	0.59	73.55	0.14	113.45	0.44
3/12/2020 20:27:03	84.20	0.56	73.93	0.13	113.15	0.39
3/12/2020 20:27:18	84.08	0.58	73.04	0.13	112.73	0.42
3/12/2020 20:27:33	83.37	0.57	73.31	0.13	113.67	0.35
3/12/2020 20:27:48	84.29	0.63	73.78	0.14	113.59	0.42
3/12/2020 20:28:03	84.25	0.61	73.45	0.14	112.89	0.37
3/12/2020 20:28:18	83.38	0.62	73.20	0.13	113.49	0.43
3/12/2020 20:28:33	84.26	0.59	73.77	0.14	114.38	0.44
3/12/2020 20:28:48	83.89	0.60	73.66	0.14	114.48	0.45
3/12/2020 20:29:03	83.13	0.56	72.94	0.13	113.83	0.44
3/12/2020 20:29:18	83.91	0.62	73.79	0.14	114.75	0.41
3/12/2020 20:29:33	83.81	0.60	74.22	0.14	114.73	0.40
3/12/2020 20:29:48	83.60	0.56	73.03	0.14	113.85	0.45
3/12/2020 20:30:03	84.27	0.56	74.19	0.14	114.40	0.38
3/12/2020 20:30:18	83.29	0.62	73.80	0.14	114.90	0.44

RM FIELD DATA

Client Medline
Location Waukegan, IL
Source EO Control System
Date 3/12/2020

Date/Time	Common Stk Temp. ºF	Common Stk ΔP (in H2O)	#2 Inlet Temp. ºF	#2 Inlet ΔP (in H2O)	#3 Inlet Temp. ºF	#3 Inlet ΔP (in H2O)
3/12/2020 20:30:33	83.79	0.61	72.88	0.14	114.42	0.37
3/12/2020 20:30:48	84.33	0.58	73.61	0.13	113.88	0.42
3/12/2020 20:31:03	83.61	0.59	73.90	0.14	114.79	0.37
3/12/2020 20:31:18	83.60	0.62	72.96	0.14	114.74	0.41
3/12/2020 20:31:33	84.09	0.57	73.15	0.14	113.73	0.41
3/12/2020 20:31:48	82.92	0.60	73.49	0.14	114.03	0.42
3/12/2020 20:32:03	84.04	0.57	72.67	0.14	114.37	0.37
3/12/2020 20:32:18	83.84	0.62	73.19	0.14	114.03	0.41
3/12/2020 20:32:33	82.85	0.61	73.06	0.14	113.37	0.42
3/12/2020 20:32:48	84.00	0.56	72.41	0.14	113.74	0.41
3/12/2020 20:33:03	83.94	0.60	72.50	0.13	113.95	0.49
3/12/2020 20:33:18	83.18	0.61	72.99	0.14	112.94	0.44
3/12/2020 20:33:33	84.10	0.59	72.13	0.14	113.25	0.41
3/12/2020 20:33:48	84.06	0.53	72.01	0.14	113.66	0.40

RM FIELD DATA

Client	Medline
Location	Waukegan, IL
Source	EO Control System
Date	3/10/2020

Clock Time	#1 Inlet Static (PSI)	#1 Inlet TC (Deg F)	Calc #1 Inlet DP 0.5 (in H2O)	#4 Inlet TC (Deg F)	#4 Inlet DP (in H2D)
3/10/20 7:46	4.35	67.2	0.040	62.1	0.48
3/10/20 7:47	4.17	64.5	0.011	62.4	0.41
3/10/20 7:48	4.23	64.1	0.026	62.6	0.57
3/10/20 7:49	3.83	63.0	0.011	61.7	0.50
3/10/20 7:50	3.66	63.5	0.005	61.5	0.51
3/10/20 7:51	4.22	62.7	0.020	59.2	0.45
3/10/20 7:52	3.79	63.1	0.000	59.9	0.49
3/10/20 7:53	3.85	63.3	0.001	60.8	0.46
3/10/20 7:54	4.23	61.6	0.003	61.2	0.52
3/10/20 7:55	3.89	63.3	0.000	62.1	0.46
3/10/20 7:56	3.89	61.7	0.108	61.9	0.52
3/10/20 7:57	4.03	61.2	0.015	61.4	0.43
3/10/20 7:58	4.10	60.9	0.000	59.8	0.48
3/10/20 7:59	3.98	61.2	0.003	60.9	0.41
3/10/20 8:00	3.95	61.5	0.000	60.3	0.47
3/10/20 8:01	4.27	61.8	0.000	62.3	0.48
3/10/20 8:02	3.82	62.3	0.000	61.2	0.49
3/10/20 8:03	4.11	62.5	0.003	62.0	0.47
3/10/20 8:04	4.28	62.2	0.175	61.9	0.49
3/10/20 8:05	4.28	60.8	0.055	60.6	0.49
3/10/20 8:06	4.22	62.1	0.005	60.7	0.46
3/10/20 8:07	4.28	61.8	0.005	62.0	0.40
3/10/20 8:08	4.20	62.5	0.008	62.7	0.48
3/10/20 8:09	3.70	62.4	0.000	61.2	0.50
3/10/20 8:10	4.03	61.8	0.000	60.8	0.52
3/10/20 8:11	4.10	61.5	0.000	61.3	0.44
3/10/20 8:12	3.99	61.7	0.000	62.4	0.46
3/10/20 8:13	3.99	61.9	0.000	62.4	0.40
3/10/20 8:14	3.98	60.9	0.000	59.1	0.50
3/10/20 8:15	4.05	61.2	0.000	55.8	0.49
3/10/20 8:16	4.02	61.1	0.000	59.8	0.51
3/10/20 8:17	3.97	60.9	0.000	56.8	0.43
3/10/20 8:18	4.08	60.1	0.000	58.1	0.54
3/10/20 8:19	4.33	60.0	0.005	57.2	0.48
3/10/20 8:20	4.40	60.9	0.009	59.6	0.48
3/10/20 8:21	4.18	61.8	0.009	61.0	0.45
3/10/20 8:22	4.43	60.8	0.009	61.1	0.39
3/10/20 8:23	3.86	62.0	0.009	60.9	0.37
3/10/20 8:24	3.57	60.9	0.009	60.9	0.44
3/10/20 8:25	3.84	62.4	0.009	61.4	0.40
3/10/20 8:26	3.39	62.0	0.009	61.4	0.44
3/10/20 8:27	3.94	61.6	0.009	61.1	0.40
3/10/20 8:28	3.93	62.3	0.009	61.5	0.40
3/10/20 8:29	4.44	62.5	0.009	62.2	0.37
3/10/20 8:30	4.08	61.9	0.009	61.6	0.39
3/10/20 8:31	3.66	61.9	0.009	60.7	0.37
3/10/20 8:32	4.07	61.8	0.009	62.3	0.44
3/10/20 8:33	5.68	61.7	0.009	62.3	0.36
3/10/20 8:34	5.70	63.7	0.009	63.9	0.44
3/10/20 8:35	5.63	62.9	0.009	64.3	0.31
3/10/20 8:36	5.66	59.8	0.009	63.6	0.54
3/10/20 8:37	4.66	62.0	0.009	63.7	0.40
3/10/20 8:38	5.22	61.9	0.009	63.2	0.33
3/10/20 8:39	5.67	60.5	0.009	64.1	0.37
3/10/20 8:40	5.65	63.3	0.009	62.8	0.43
3/10/20 8:41	5.69	60.0	0.009	64.5	0.38
3/10/20 8:42	5.49	60.5	0.009	63.1	0.41
3/10/20 8:43	4.58	62.4	0.009	63.8	0.15
3/10/20 8:44	5.67	60.1	0.009	64.4	0.38
3/10/20 8:45	5.29	61.8	0.009	64.3	0.23
3/10/20 8:46	5.73	60.3	0.009	63.5	0.20
3/10/20 8:47	5.71	62.2	0.009	63.5	0.39
3/10/20 8:48	5.53	62.7	0.009	64.2	0.69
3/10/20 8:49	5.58	62.9	0.009	63.6	0.34
3/10/20 8:50	5.97	61.8	0.009	64.8	0.49
3/10/20 8:51	6.82	61.7	0.009	64.5	0.34
3/10/20 8:52	6.40	64.1	0.009	63.6	0.54

RM FIELD DATA

Client	Medline
Location	Waukegan, IL
Source	EO Control System
Date	3/10/2020

Clock Time	#1 Inlet Static (PSI)	#1 Inlet TC (Deg F)	Calc #1 Inlet DP 0.5 (in H2O)	#4 Inlet TC (Deg F)	#4 Inlet DP (in H2O)
3/10/20 8:53	5.48	64.3	0.009	62.8	0.39
3/10/20 8:54	4.82	61.2	0.009	63.0	0.52
3/10/20 8:55	5.62	64.1	0.009	64.1	0.19
3/10/20 8:56	4.53	64.3	0.009	63.7	0.56
3/10/20 8:57	6.02	65.4	0.009	64.8	0.33
3/10/20 8:58	6.31	62.3	0.009	65.3	0.57
3/10/20 8:59	4.59	63.7	0.009	65.0	0.46
3/10/20 9:00	5.94	63.4	0.009	66.1	0.43
3/10/20 9:01	5.17	61.6	0.009	64.8	0.69
3/10/20 9:02	6.05	63.0	0.009	64.9	0.32
3/10/20 9:03	6.13	64.3	0.009	65.6	0.20
3/10/20 9:04	6.36	64.8	0.009	64.3	0.30
3/10/20 9:05	6.55	67.3	0.009	64.8	0.46
3/10/20 9:06	6.04	66.0	0.009	63.6	0.44
3/10/20 9:07	5.57	64.7	0.009	63.4	0.28
3/10/20 9:08	5.66	63.7	0.009	64.3	0.25
3/10/20 9:09	5.69	64.1	0.009	59.6	0.40
3/10/20 9:10	5.71	64.7	0.009	61.9	0.42
3/10/20 9:11	5.83	63.3	0.009	63.6	0.47
3/10/20 9:12	6.45	62.6	0.009	64.0	0.18
3/10/20 9:13	6.43	64.4	0.009	63.9	0.48
3/10/20 9:14	6.40	64.8	0.009	64.4	0.47
3/10/20 9:15	6.47	65.2	0.009	65.0	0.21
3/10/20 9:16	5.29	65.2	0.009	64.7	0.38
3/10/20 9:17	6.49	69.1	0.009	64.5	0.60
3/10/20 9:18	5.65	66.6	0.009	64.3	0.60
3/10/20 9:19	6.40	67.5	0.009	65.2	0.45
3/10/20 9:20	6.35	65.4	0.009	64.9	0.19
3/10/20 9:21	6.30	65.9	0.009	65.0	0.36
3/10/20 9:22	6.12	64.3	0.009	64.8	0.41
3/10/20 9:23	6.30	64.8	0.009	65.1	0.35
3/10/20 9:24	5.45	66.9	0.009	63.6	0.25
3/10/20 9:25	4.79	64.9	0.009	65.4	0.19
3/10/20 9:26	5.14	67.9	0.009	65.3	0.31
3/10/20 9:27	5.22	67.3	0.009	64.5	0.29
3/10/20 9:28	5.44	68.1	0.009	65.3	0.24
3/10/20 9:29	6.31	67.0	0.009	65.6	0.19
3/10/20 9:30	6.21	67.5	0.009	63.1	0.29
3/10/20 9:31	4.91	70.2	0.009	64.4	0.45
3/10/20 9:32	6.24	65.1	0.009	65.3	0.47
3/10/20 9:33	4.74	67.3	0.009	65.5	0.37
3/10/20 9:34	6.41	68.5	0.009	64.4	0.32
3/10/20 9:35	6.04	68.1	0.009	65.5	0.54
3/10/20 9:36	4.88	68.7	0.009	64.8	0.31
3/10/20 9:37	5.42	69.0	0.009	65.3	0.31
3/10/20 9:38	5.44	71.3	0.009	64.8	0.35
3/10/20 9:39	5.89	67.2	0.009	64.7	0.55
3/10/20 9:40	5.76	68.6	0.009	65.6	0.15
3/10/20 9:41	5.78	66.4	0.009	63.6	0.61
3/10/20 9:42	5.75	65.4	0.009	65.2	0.18
3/10/20 9:43	5.68	66.6	0.009	66.5	0.55
3/10/20 9:44	5.63	65.6	0.009	64.4	0.16
3/10/20 9:45	4.22	64.2	0.009	65.9	0.32
3/10/20 9:46	5.62	63.6	0.009	65.7	0.68
3/10/20 9:47	5.65	62.9	0.009	64.2	0.38
3/10/20 9:48	4.17	65.3	0.009	63.7	0.39
3/10/20 9:49	4.11	67.0	0.009	63.5	0.42
3/10/20 9:50	5.68	67.3	0.009	64.3	0.46
3/10/20 9:51	5.70	66.4	0.009	65.0	0.40
3/10/20 9:52	5.72	65.9	0.009	64.2	0.31
3/10/20 9:53	5.73	65.8	0.009	65.0	0.23
3/10/20 9:54	5.73	65.1	0.009	66.2	0.39
3/10/20 9:55	5.80	68.1	0.009	64.2	0.30
3/10/20 9:56	5.83	65.9	0.009	65.4	0.32
3/10/20 9:57	5.35	67.6	0.009	65.1	0.53
3/10/20 9:58	5.67	64.9	0.009	65.9	0.35
3/10/20 9:59	5.80	66.9	0.009	65.8	0.26

RM FIELD DATA

Client	Medline
Location	Waukegan, IL
Source	EO Control System
Date	3/10/2020

Clock Time	#1 Inlet Static (PSI)	#1 Inlet TC (Deg F)	Calc #1 Inlet DP 0.5 (in H2O)	#4 Inlet TC (Deg F)	#4 Inlet DP (in H2O)
3/10/20 10:00	5.77	65.6	0.009	65.6	0.26
3/10/20 10:01	4.89	66.4	0.009	66.0	0.23
3/10/20 10:02	5.84	65.6	0.009	65.2	0.51
3/10/20 10:03	4.59	63.0	0.009	65.6	0.51
3/10/20 10:04	5.83	64.8	0.009	65.1	0.14
3/10/20 10:05	5.76	66.3	0.009	65.1	0.37
3/10/20 10:06	5.12	65.4	0.009	65.4	0.23
3/10/20 10:07	5.75	66.3	0.009	66.0	0.36
3/10/20 10:08	5.74	66.9	0.009	65.8	0.18
3/10/20 10:09	5.77	67.6	0.009	66.2	0.20
3/10/20 10:10	5.78	67.9	0.009	65.9	0.35
3/10/20 10:11	4.67	66.5	0.009	65.9	0.26
3/10/20 10:12	5.77	65.2	0.009	65.7	0.09
3/10/20 10:13	5.78	64.7	0.009	65.4	0.63
3/10/20 10:14	5.63	66.9	0.009	65.7	0.27
3/10/20 10:15	4.74	65.8	0.009	66.3	0.22
3/10/20 10:16	5.84	67.0	0.009	65.7	0.32
3/10/20 10:17	5.83	70.2	0.009	66.1	0.37
3/10/20 10:18	5.89	67.7	0.009	65.4	0.46
3/10/20 10:19	5.87	67.0	0.009	66.1	0.20
3/10/20 10:20	5.86	67.4	0.009	64.7	0.48
3/10/20 10:21	5.81	66.2	0.009	64.8	0.34
3/10/20 10:22	5.83	62.3	0.009	66.1	0.36
3/10/20 10:23	5.64	64.1	0.009	65.1	0.35
3/10/20 10:24	5.86	62.8	0.009	65.3	0.28
3/10/20 10:25	5.87	64.9	0.009	66.4	0.20
3/10/20 10:26	5.62	65.3	0.009	65.2	0.31
3/10/20 10:27	5.35	66.2	0.009	65.5	0.11
3/10/20 10:28	4.38	63.1	0.009	66.1	0.23
3/10/20 10:29	5.76	62.7	0.009	65.4	0.52
3/10/20 10:30	5.81	64.2	0.009	66.0	0.29
3/10/20 10:31	5.79	64.1	0.009	65.3	0.29
3/10/20 10:32	5.75	66.0	0.009	66.9	0.36
3/10/20 10:33	4.32	67.3	0.009	65.1	0.46
3/10/20 10:34	4.82	67.3	0.009	65.9	0.21
3/10/20 10:35	5.03	67.5	0.009	66.2	0.39
3/10/20 10:36	5.60	67.8	0.009	65.4	0.27
3/10/20 10:37	5.86	66.4	0.009	65.7	0.27
3/10/20 10:38	5.89	69.4	0.009	65.5	0.41
3/10/20 10:39	5.94	72.1	0.009	65.1	0.24
3/10/20 10:40	5.96	71.3	0.009	65.4	0.28
3/10/20 10:41	5.04	67.6	0.009	65.9	0.59
3/10/20 10:42	5.95	65.7	0.009	65.8	0.46
3/10/20 10:43	5.94	68.0	0.009	66.2	0.34
3/10/20 10:44	5.99	64.8	0.009	66.4	0.30
3/10/20 10:45	6.00	63.5	0.009	65.5	0.39
3/10/20 10:46	5.51	63.3	0.009	65.5	0.39
3/10/20 10:47	4.59	66.0	0.009	66.8	0.38
3/10/20 10:48	4.38	64.4	0.009	64.8	0.46
3/10/20 10:49	5.90	63.4	0.009	63.8	0.53
3/10/20 10:50	5.86	61.5	0.009	63.8	0.21
3/10/20 10:51	5.24	62.3	0.009	62.6	0.27
3/10/20 10:52	5.82	64.5	0.009	63.6	0.46
3/10/20 10:53	5.95	66.7	0.009	64.7	0.40
3/10/20 10:54	6.01	66.0	0.009	64.9	0.32
3/10/20 10:55	5.31	67.1	0.009	63.6	0.25
3/10/20 10:56	5.15	69.2	0.009	60.5	0.09
3/10/20 10:57	6.02	66.6	0.009	59.0	0.37
3/10/20 10:58	6.14	67.7	0.009	62.8	0.26
3/10/20 10:59	6.07	68.4	0.009	63.7	0.24
3/10/20 11:00	6.13	67.2	0.009	65.3	0.31
3/10/20 11:01	4.33	68.5	0.009	63.5	0.18
3/10/20 11:02	6.00	69.9	0.009	60.4	0.28
3/10/20 11:03	5.87	67.5	0.009	62.3	0.14
3/10/20 11:04	5.20	68.7	0.009	62.8	0.29
3/10/20 11:05	5.89	65.3	0.009	64.1	0.36
3/10/20 11:06	5.59	63.9	0.009	64.2	0.61

RM FIELD DATA

Client	Medline
Location	Waukegan, IL
Source	EO Control System
Date	3/10/2020

Clock Time	#1 Inlet Static (PSI)	#1 Inlet TC (Deg F)	Calc #1 Inlet DP 0.5 (in H2O)	#4 Inlet TC (Deg F)	#4 Inlet DP (in H2O)
3/10/20 11:07	5.74	65.0	0.009	64.8	0.36
3/10/20 11:08	6.12	67.1	0.009	65.0	0.48
3/10/20 11:09	6.14	68.8	0.009	63.9	0.35
3/10/20 11:10	6.12	65.9	0.009	63.9	0.37
3/10/20 11:11	4.78	65.6	0.009	64.4	0.18
3/10/20 11:12	6.21	68.2	0.009	65.5	0.31
3/10/20 11:13	5.76	69.1	0.009	63.1	0.36
3/10/20 11:14	6.16	67.0	0.009	60.6	0.34
3/10/20 11:15	4.55	67.4	0.009	63.2	0.32
3/10/20 11:16	6.22	68.4	0.009	64.8	0.27
3/10/20 11:17	6.22	67.1	0.009	64.3	0.30
3/10/20 11:18	6.24	68.8	0.009	64.6	0.40
3/10/20 11:19	6.17	70.5	0.009	59.1	0.45
3/10/20 11:20	6.19	70.2	0.009	62.3	0.28
3/10/20 11:21	6.16	69.2	0.009	63.2	0.22
3/10/20 11:22	6.17	69.7	0.009	64.7	0.31
3/10/20 11:23	6.20	68.6	0.009	64.0	0.18
3/10/20 11:24	5.93	69.4	0.009	64.5	0.32
3/10/20 11:25	6.24	66.2	0.009	65.7	0.28
3/10/20 11:26	5.80	69.0	0.009	64.2	0.19
3/10/20 11:27	6.24	65.8	0.009	65.4	0.52
3/10/20 11:28	6.25	67.2	0.009	65.1	0.16
3/10/20 11:29	5.88	68.0	0.009	64.9	0.36
3/10/20 11:30	6.29	68.1	0.009	65.0	0.35
3/10/20 11:31	6.30	67.6	0.009	64.7	0.51
3/10/20 11:32	6.39	67.0	0.009	66.8	0.48
3/10/20 11:33	6.38	66.4	0.009	64.8	0.28
3/10/20 11:34	6.02	70.1	0.009	65.2	0.46
3/10/20 11:35	6.33	69.8	0.009	64.6	0.27
3/10/20 11:36	5.13	68.9	0.009	64.1	0.18
3/10/20 11:37	6.53	69.4	0.009	65.7	0.41
3/10/20 11:38	4.80	68.6	0.009	65.4	0.37
3/10/20 11:39	4.78	68.4	0.009	65.9	0.43
3/10/20 11:40	5.48	68.0	0.009	66.3	0.38
3/10/20 11:41	4.06	69.3	0.009	65.4	0.24
3/10/20 11:42	5.46	70.1	0.009	65.8	0.19
3/10/20 11:43	5.44	67.6	0.009	65.4	0.29
3/10/20 11:44	3.86	71.1	0.009	64.3	0.51
3/10/20 11:45	5.46	67.9	0.009	64.2	0.58
3/10/20 11:46	5.10	69.2	0.009	65.0	0.44
3/10/20 11:47	5.51	68.8	0.009	66.0	0.43
3/10/20 11:48	5.51	68.8	0.009	66.7	0.58
3/10/20 11:49	5.49	70.6	0.009	65.9	0.15
3/10/20 11:50	5.54	67.6	0.009	66.0	0.32
3/10/20 11:51	5.49	69.7	0.009	65.8	0.33
3/10/20 11:52	5.54	71.6	0.009	66.0	0.52
3/10/20 11:53	5.57	69.9	0.009	65.1	0.61
3/10/20 11:54	5.16	69.0	0.009	65.5	0.47
3/10/20 11:55	5.52	69.4	0.009	63.8	0.47
3/10/20 11:56	5.51	67.4	0.009	66.5	0.31
3/10/20 11:57	5.42	70.3	0.009	66.6	0.38
3/10/20 11:58	5.50	68.5	0.009	66.6	0.57
3/10/20 11:59	5.48	68.3	0.009	65.3	0.58
3/10/20 12:00	5.52	70.8	0.009	64.6	0.41
3/10/20 12:01	5.46	69.5	0.009	65.4	0.37
3/10/20 12:02	5.47	70.7	0.009	66.5	0.39
3/10/20 12:03	5.48	69.8	0.009	66.2	0.56
3/10/20 12:04	5.48	69.8	0.009	66.5	0.51
3/10/20 12:05	5.48	71.1	0.009	66.3	0.39
3/10/20 12:06	5.49	71.1	0.009	64.7	0.42
3/10/20 12:07	5.50	73.0	0.009	65.2	0.35
3/10/20 12:08	5.54	74.5	0.009	66.8	0.43
3/10/20 12:09	5.53	70.9	0.009	65.9	0.27
3/10/20 12:10	5.55	70.0	0.009	66.8	0.46
3/10/20 12:11	5.54	71.2	0.009	66.5	0.24
3/10/20 12:12	4.15	69.8	0.009	66.2	0.45
3/10/20 12:13	4.49	70.3	0.009	65.1	0.22

RM FIELD DATA

Client	Medline
Location	Waukegan, IL
Source	EO Control System
Date	3/10/2020

Clock Time	#1 Inlet Static (PSI)	#1 Inlet TC (Deg F)	Calc #1 Inlet DP 0.5 (in H2O)	#4 Inlet TC (Deg F)	#4 Inlet DP (in H2O)
3/10/20 12:14	5.60	70.9	0.009	65.4	0.23
3/10/20 12:15	4.64	71.6	0.009	65.1	0.28
3/10/20 12:16	5.60	70.5	0.009	65.1	0.34
3/10/20 12:17	5.56	69.0	0.009	66.3	0.49
3/10/20 12:18	5.58	68.1	0.009	66.8	0.53
3/10/20 12:19	5.58	68.7	0.009	66.4	0.42
3/10/20 12:20	5.52	69.9	0.009	67.0	0.43
3/10/20 12:21	5.53	69.7	0.009	66.1	0.31
3/10/20 12:22	4.29	72.3	0.009	66.0	0.48
3/10/20 12:23	5.47	74.0	0.009	67.4	0.36
3/10/20 12:24	5.54	70.5	0.009	65.5	0.65
3/10/20 12:25	5.52	73.0	0.009	65.7	0.38
3/10/20 12:26	5.00	70.5	0.009	66.5	0.40
3/10/20 12:27	4.84	72.5	0.009	66.5	0.48
3/10/20 12:28	5.50	69.3	0.009	66.0	0.23
3/10/20 12:29	5.39	72.9	0.009	64.7	0.28
3/10/20 12:30	5.54	71.4	0.009	63.9	0.16
3/10/20 12:31	5.59	68.4	0.009	65.7	0.33
3/10/20 12:32	5.58	69.2	0.009	66.0	0.36
3/10/20 12:33	5.10	69.7	0.009	66.5	0.44
3/10/20 12:34	5.54	69.8	0.009	65.7	0.22
3/10/20 12:35	5.60	68.5	0.009	65.2	0.50
3/10/20 12:36	5.57	72.1	0.009	66.6	0.52
3/10/20 12:37	4.16	72.1	0.009	65.0	0.54
3/10/20 12:38	5.63	68.7	0.009	66.1	0.56
3/10/20 12:39	5.59	68.7	0.009	65.7	0.29
3/10/20 12:40	5.26	67.2	0.009	66.8	0.52
3/10/20 12:41	4.95	70.2	0.009	66.9	0.44
3/10/20 12:42	5.61	69.7	0.009	65.8	0.41
3/10/20 12:43	4.13	71.6	0.009	66.8	0.74
3/10/20 12:44	4.13	72.9	0.009	66.0	0.39
3/10/20 12:45	5.50	72.1	0.009	65.5	0.51
3/10/20 12:46	5.58	72.1	0.009	65.7	0.53
3/10/20 12:47	4.43	72.6	0.009	65.6	0.25
3/10/20 12:48	5.53	71.9	0.009	67.2	0.39
3/10/20 12:49	5.50	73.1	0.009	66.8	0.70
3/10/20 12:50	4.19	70.3	0.009	64.7	0.47
3/10/20 12:51	5.58	72.3	0.009	66.0	0.52
3/10/20 12:52	5.55	73.7	0.009	66.2	0.24
3/10/20 12:53	5.59	71.1	0.009	67.1	0.28
3/10/20 12:54	4.29	70.9	0.009	66.6	0.38
3/10/20 12:55	5.55	70.6	0.009	66.4	0.41
3/10/20 12:56	4.14	72.5	0.009	65.9	0.41
3/10/20 12:57	4.29	71.6	0.009	65.9	0.46
3/10/20 12:58	4.62	70.3	0.009	66.2	0.24
3/10/20 12:59	5.62	71.2	0.009	66.0	0.29
3/10/20 13:00	5.68	70.9	0.009	65.6	0.26
3/10/20 13:01	5.69	71.9	0.009	66.2	0.33
3/10/20 13:02	5.65	70.9	0.009	65.1	0.28
3/10/20 13:03	5.71	74.4	0.009	66.1	0.21
3/10/20 13:04	4.11	73.0	0.009	66.3	0.31
3/10/20 13:05	5.60	73.4	0.009	64.7	0.32
3/10/20 13:06	5.29	71.2	0.009	66.6	0.33
3/10/20 13:07	5.63	75.6	0.009	67.9	0.14
3/10/20 13:08	5.61	73.0	0.009	66.0	0.27
3/10/20 13:09	5.61	75.8	0.009	65.9	0.57
3/10/20 13:10	5.58	74.0	0.009	66.9	0.24
3/10/20 13:11	5.58	75.2	0.009	66.2	0.42
3/10/20 13:12	5.57	72.5	0.009	67.0	0.27
3/10/20 13:13	5.55	74.9	0.009	66.4	0.42
3/10/20 13:14	5.58	74.7	0.009	65.5	0.36
3/10/20 13:15	5.62	72.7	0.009	66.6	0.61
3/10/20 13:16	5.62	71.3	0.009	67.8	0.32
3/10/20 13:17	5.64	72.2	0.009	65.4	0.35
3/10/20 13:18	5.59	70.9	0.009	64.8	0.35
3/10/20 13:19	4.45	72.4	0.009	65.8	0.40
3/10/20 13:20	5.64	70.2	0.009	67.4	0.28

RM FIELD DATA

Client	Medline
Location	Waukegan, IL
Source	EO Control System
Date	3/10/2020

Clock Time	#1 Inlet Static (PSI)	#1 Inlet TC (Deg F)	Calc #1 Inlet DP 0.5 (in H2O)	#4 Inlet TC (Deg F)	#4 Inlet DP (in H2O)
3/10/20 13:21	4.12	70.9	0.009	67.4	0.26
3/10/20 13:22	4.24	72.1	0.009	66.4	0.25
3/10/20 13:23	5.72	71.1	0.009	66.2	0.22
3/10/20 13:24	5.72	70.9	0.009	65.9	0.07
3/10/20 13:25	5.73	70.6	0.009	66.5	0.14
3/10/20 13:26	5.68	70.9	0.009	65.4	0.43
3/10/20 13:27	5.66	72.5	0.009	66.5	0.25
3/10/20 13:28	5.66	72.8	0.009	66.0	0.38
3/10/20 13:29	5.69	72.2	0.009	67.0	0.29
3/10/20 13:30	5.65	73.3	0.009	66.9	0.34
3/10/20 13:31	5.15	75.0	0.009	67.7	0.31
3/10/20 13:32	5.62	74.6	0.009	65.5	0.46
3/10/20 13:33	5.57	73.4	0.009	66.8	0.41
3/10/20 13:34	5.57	75.5	0.009	65.7	0.25
3/10/20 13:35	4.10	74.2	0.009	66.9	0.37
3/10/20 13:36	4.59	76.0	0.009	67.8	0.47
3/10/20 13:37	5.25	71.0	0.009	67.3	0.43
3/10/20 13:38	5.60	71.9	0.009	67.1	0.45
3/10/20 13:39	5.57	72.2	0.009	67.1	0.18
3/10/20 13:40	5.56	72.2	0.009	67.2	0.32
3/10/20 13:41	4.33	69.5	0.009	65.7	0.58
3/10/20 13:42	5.62	69.1	0.009	67.1	0.62
3/10/20 13:43	5.66	71.2	0.009	66.2	0.25
3/10/20 13:44	5.66	69.3	0.009	63.7	0.37
3/10/20 13:45	5.71	70.0	0.009	59.1	0.07
3/10/20 13:46	5.70	72.3	0.009	61.9	0.32
3/10/20 13:47	5.76	69.2	0.009	64.4	0.26
3/10/20 13:48	5.71	70.7	0.009	66.5	0.32
3/10/20 13:49	5.71	71.2	0.009	66.8	0.45
3/10/20 13:50	4.25	72.1	0.009	61.7	0.53
3/10/20 13:51	5.70	70.5	0.009	58.4	0.46
3/10/20 13:52	5.68	71.2	0.009	61.3	0.42
3/10/20 13:53	4.78	74.5	0.009	63.7	0.37
3/10/20 13:54	5.65	70.2	0.009	64.9	0.26
3/10/20 13:55	5.51	73.0	0.009	64.8	0.46
3/10/20 13:56	5.56	71.5	0.009	58.9	0.26
3/10/20 13:57	5.66	74.8	0.009	58.8	0.40
3/10/20 13:58	5.60	72.9	0.009	61.3	0.22
3/10/20 13:59	5.62	71.1	0.009	64.1	0.20
3/10/20 14:00	5.62	69.0	0.009	64.8	0.35
3/10/20 14:01	5.64	69.9	0.009	65.0	0.16
3/10/20 14:02	4.36	69.5	0.009	65.5	0.30
3/10/20 14:03	5.64	67.4	0.009	65.5	0.34
3/10/20 14:04	5.22	68.1	0.009	65.7	0.14
3/10/20 14:05	5.70	68.8	0.009	64.4	0.39
3/10/20 14:06	5.69	68.8	0.009	64.3	0.42
3/10/20 14:07	5.73	69.0	0.009	64.9	0.36
3/10/20 14:08	5.72	69.0	0.009	63.6	0.39
3/10/20 14:09	5.72	70.1	0.009	62.8	0.43
3/10/20 14:10	5.73	70.3	0.009	64.6	0.42
3/10/20 14:11	5.22	69.4	0.009	65.7	0.33
3/10/20 14:12	5.75	69.8	0.009	65.3	0.35
3/10/20 14:13	5.14	72.5	0.009	64.7	0.34
3/10/20 14:14	5.74	69.8	0.009	64.3	0.24
3/10/20 14:15	5.54	68.7	0.009	65.9	0.51
3/10/20 14:16	4.55	71.5	0.009	65.1	0.39
3/10/20 14:17	5.67	73.9	0.009	64.1	0.25
3/10/20 14:18	5.63	69.7	0.009	66.3	0.33
3/10/20 14:19	4.62	73.8	0.009	64.2	0.28
3/10/20 14:20	5.65	73.8	0.009	65.4	0.34
3/10/20 14:21	5.64	72.6	0.009	65.3	0.42
3/10/20 14:22	4.58	71.0	0.009	65.7	0.22
3/10/20 14:23	5.53	67.0	0.009	65.8	0.51
3/10/20 14:24	5.37	70.5	0.009	65.1	0.66
3/10/20 14:25	4.94	68.7	0.009	65.8	0.44
3/10/20 14:26	4.09	62.8	0.009	64.9	0.29
3/10/20 14:27	5.73	63.6	0.009	65.7	0.27

RM FIELD DATA

Client	Medline
Location	Waukegan, IL
Source	EO Control System
Date	3/10/2020

Clock Time	#1 Inlet Static (PSI)	#1 Inlet TC (Deg F)	Calc #1 Inlet DP 0.5 (in H2O)	#4 Inlet TC (Deg F)	#4 Inlet DP (in H2O)
3/10/20 14:28	5.77	63.6	0.009	64.7	0.16
3/10/20 14:29	5.64	69.5	0.009	65.9	0.36
3/10/20 14:30	5.83	68.0	0.009	67.1	0.28
3/10/20 14:31	5.83	69.1	0.009	66.7	0.15
3/10/20 14:32	5.51	66.9	0.009	65.2	0.45
3/10/20 14:33	5.90	70.0	0.009	65.5	0.44
3/10/20 14:34	5.93	67.0	0.009	66.6	0.38
3/10/20 14:35	4.71	66.7	0.009	65.7	0.33
3/10/20 14:36	5.44	67.3	0.009	66.2	0.34
3/10/20 14:37	6.00	67.9	0.009	66.9	0.37
3/10/20 14:38	6.03	71.5	0.009	66.2	0.23
3/10/20 14:39	5.51	71.0	0.009	67.6	0.52
3/10/20 14:40	5.44	72.2	0.009	66.1	0.43
3/10/20 14:41	4.50	71.3	0.009	66.1	0.42
3/10/20 14:42	3.71	71.1	0.009	66.4	0.31
3/10/20 14:43	4.54	70.1	0.009	67.5	0.46
3/10/20 14:44	5.36	68.9	0.009	66.8	0.46
3/10/20 14:45	5.36	69.4	0.009	66.8	0.61
3/10/20 14:46	3.87	67.5	0.009	67.0	0.30
3/10/20 14:47	5.31	66.4	0.009	66.8	0.33
3/10/20 14:48	5.27	67.8	0.009	66.7	0.32
3/10/20 14:49	5.29	64.0	0.009	65.0	0.41
3/10/20 14:50	4.05	67.2	0.009	65.7	0.32
3/10/20 14:51	5.36	64.7	0.009	65.1	0.41
3/10/20 14:52	4.31	70.0	0.009	66.4	0.24
3/10/20 14:53	3.94	67.1	0.009	67.7	0.26
3/10/20 14:54	5.32	65.7	0.009	66.8	0.20
3/10/20 14:55	5.38	67.8	0.009	65.8	0.55
3/10/20 14:56	5.37	67.3	0.009	66.7	0.31
3/10/20 14:57	5.08	70.6	0.009	67.2	0.35
3/10/20 14:58	5.35	68.1	0.009	67.2	0.28
3/10/20 14:59	5.34	69.6	0.009	67.0	0.58
3/10/20 15:00	4.05	68.8	0.009	66.8	0.40
3/10/20 15:01	4.40	69.0	0.009	67.1	0.17
3/10/20 15:02	5.29	69.8	0.009	66.9	0.24
3/10/20 15:03	3.71	71.3	0.009	66.5	0.44
3/10/20 15:04	3.71	71.1	0.009	67.6	0.31
3/10/20 15:05	5.00	69.0	0.009	67.1	0.41
3/10/20 15:06	5.20	68.0	0.009	66.4	0.38
3/10/20 15:07	5.21	67.8	0.009	66.4	0.47
3/10/20 15:08	3.74	66.8	0.009	65.9	0.22
3/10/20 15:09	5.09	66.9	0.009	66.6	0.33
3/10/20 15:10	5.24	65.8	0.009	66.5	0.33
3/10/20 15:11	3.81	66.2	0.009	67.1	0.35
3/10/20 15:12	4.06	64.9	0.009	67.2	0.38
3/10/20 15:13	5.29	64.9	0.009	66.4	0.17
3/10/20 15:14	5.32	66.4	0.009	66.0	0.48
3/10/20 15:15	3.68	66.4	0.009	68.2	0.22
3/10/20 15:16	3.75	65.8	0.009	66.8	0.40
3/10/20 15:17	4.85	70.2	0.009	66.5	0.44
3/10/20 15:18	5.17	67.9	0.009	65.8	0.20
3/10/20 15:19	5.25	67.2	0.009	67.2	0.28
3/10/20 15:20	4.01	66.9	0.009	67.6	0.52
3/10/20 15:21	5.28	65.9	0.009	67.4	0.25
3/10/20 15:22	5.24	66.3	0.009	67.1	0.55
3/10/20 15:23	5.23	66.5	0.009	67.2	0.13
3/10/20 15:24	5.24	69.3	0.009	66.9	0.33
3/10/20 15:25	4.83	67.9	0.009	66.7	0.40
3/10/20 15:26	5.09	66.8	0.009	67.3	0.27
3/10/20 15:27	5.21	63.9	0.009	67.4	0.46
3/10/20 15:28	5.16	64.3	0.009	66.3	0.18
3/10/20 15:29	5.21	65.0	0.009	67.1	0.32
3/10/20 15:30	3.77	63.7	0.009	66.4	0.53
3/10/20 15:31	4.75	62.9	0.009	66.9	0.35
3/10/20 15:32	4.87	67.0	0.009	66.4	0.37
3/10/20 15:33	5.00	63.4	0.009	66.8	0.40
3/10/20 15:34	5.02	64.3	0.009	66.6	0.47

RM FIELD DATA

Client	Medline
Location	Waukegan, IL
Source	EO Control System
Date	3/10/2020

Clock Time	#1 Inlet Static (P5I)	#1 Inlet TC (Deg F)	Calc #1 Inlet DP 0.5 (in H2D)	#4 Inlet TC (Deg F)	#4 Inlet DP (in H2O)
3/10/20 15:35	5.27	62.7	0.009	66.8	0.18
3/10/20 15:36	5.30	66.9	0.009	66.3	0.34
3/10/20 15:37	5.29	64.6	0.009	66.2	0.38
3/10/20 15:38	5.26	67.2	0.009	66.0	0.33
3/10/20 15:39	5.30	67.1	0.009	65.9	0.45
3/10/20 15:40	4.25	66.8	0.009	66.0	0.42
3/10/20 15:41	3.90	65.4	0.009	65.7	0.47
3/10/20 15:42	5.24	64.6	0.009	63.0	0.26
3/10/20 15:43	5.22	66.4	0.009	58.4	0.38
3/10/20 15:44	5.19	66.7	0.009	53.9	0.36
3/10/20 15:45	4.09	66.9	0.009	55.9	0.25
3/10/20 15:46	5.12	64.5	0.009	62.0	0.32
3/10/20 15:47	4.36	68.0	0.009	61.2	0.34
3/10/20 15:48	5.14	67.0	0.009	63.1	0.05
3/10/20 15:49	5.12	65.2	0.009	63.5	0.40
3/10/20 15:50	4.46	66.2	0.009	63.5	0.48
3/10/20 15:51	3.60	62.3	0.009	63.9	0.61
3/10/20 15:52	5.13	62.1	0.009	61.1	0.43
3/10/20 15:53	5.10	63.2	0.009	62.7	0.44
3/10/20 15:54	5.11	62.7	0.009	64.2	0.37
3/10/20 15:55	5.09	62.8	0.009	65.1	0.48
3/10/20 15:56	5.11	63.9	0.009	64.9	0.31
3/10/20 15:57	5.06	62.7	0.009	64.8	0.34
3/10/20 15:58	4.66	63.3	0.009	65.0	0.45
3/10/20 15:59	5.03	66.9	0.009	65.1	0.26
3/10/20 16:00	5.18	65.6	0.009	65.1	0.29
3/10/20 16:01	5.14	65.8	0.009	64.2	0.62
3/10/20 16:02	5.14	65.9	0.009	65.7	0.12
3/10/20 16:03	5.18	65.6	0.009	66.0	0.34
3/10/20 16:04	5.16	65.4	0.009	65.3	0.39
3/10/20 16:05	3.54	66.4	0.009	65.7	0.24
3/10/20 16:06	5.16	67.0	0.009	62.9	0.22
3/10/20 16:07	5.16	65.4	0.009	62.8	0.48
3/10/20 16:08	3.83	67.1	0.009	65.5	0.38
3/10/20 16:09	4.73	66.6	0.009	65.7	0.23
3/10/20 16:10	5.14	65.8	0.009	64.7	0.11
3/10/20 16:11	3.92	65.9	0.009	65.9	0.28
3/10/20 16:12	5.05	63.4	0.009	65.7	0.14
3/10/20 16:13	4.64	62.3	0.009	65.3	0.30
3/10/20 16:14	5.10	62.1	0.009	65.2	0.35
3/10/20 16:15	4.80	62.5	0.009	65.1	0.35
3/10/20 16:16	5.10	61.2	0.009	66.0	0.60
3/10/20 16:17	5.09	63.1	0.009	65.4	0.28
3/10/20 16:18	5.08	61.2	0.009	66.6	0.44
3/10/20 16:19	5.06	63.0	0.009	66.2	0.27
3/10/20 16:20	3.78	62.8	0.009	67.7	0.58
3/10/20 16:21	4.29	63.8	0.009	66.9	0.32
3/10/20 16:22	5.11	67.0	0.009	66.1	0.37
3/10/20 16:23	5.08	66.7	0.009	66.5	0.33
3/10/20 16:24	3.84	65.1	0.009	66.0	0.58
3/10/20 16:25	5.11	68.5	0.009	66.6	0.50
3/10/20 16:26	4.68	66.3	0.009	66.2	0.19
3/10/20 16:27	5.08	65.1	0.009	67.2	0.35
3/10/20 16:28	5.10	64.5	0.009	66.1	0.40
3/10/20 16:29	4.58	67.0	0.009	66.7	0.61
3/10/20 16:30	4.96	69.4	0.009	66.0	0.44
3/10/20 16:31	4.72	64.3	0.009	66.3	0.43
3/10/20 16:32	4.72	66.0	0.009	66.3	0.27
3/10/20 16:33	5.02	63.0	0.009	66.2	0.24
3/10/20 16:34	5.10	60.5	0.009	66.6	0.47
3/10/20 16:35	5.07	61.5	0.009	66.5	0.22
3/10/20 16:36	5.04	62.1	0.009	66.4	0.30
3/10/20 16:37	5.10	62.9	0.009	66.6	0.37
3/10/20 16:38	4.02	60.7	0.009	67.3	0.31
3/10/20 16:39	3.49	62.3	0.009	67.5	0.30
3/10/20 16:40	5.05	62.3	0.009	66.7	0.27
3/10/20 16:41	4.43	62.1	0.009	65.2	0.36

RM FIELD DATA

Client	Medline
Location	Waukegan, IL
Source	EO Control System
Date	3/10/2020

Clock Time	#1 Inlet Static (P5I)	#1 Inlet TC (Deg F)	Calc #1 Inlet DP 0.5 (in H2O)	#4 Inlet TC (Deg F)	#4 Inlet DP (in H2O)
3/10/20 16:42	3.95	61.2	0.009	66.9	0.41
3/10/20 16:43	5.13	64.7	0.009	66.9	0.46
3/10/20 16:44	5.06	62.5	0.009	66.8	0.27
3/10/20 16:45	3.93	65.8	0.009	66.8	0.15
3/10/20 16:46	3.92	67.0	0.009	66.2	0.39
3/10/20 16:47	5.12	65.2	0.009	66.5	0.39
3/10/20 16:48	5.09	67.0	0.009	66.0	0.46
3/10/20 16:49	5.11	64.7	0.009	66.1	0.25
3/10/20 16:50	3.62	66.1	0.009	66.8	0.28
3/10/20 16:51	4.72	65.2	0.009	67.0	0.31
3/10/20 16:52	3.68	67.5	0.009	66.4	0.50
3/10/20 16:53	3.60	66.4	0.009	66.7	0.36
3/10/20 16:54	4.73	64.3	0.009	66.2	0.06
3/10/20 16:55	4.70	65.5	0.009	66.7	0.57
3/10/20 16:56	4.65	63.1	0.009	66.1	0.27
3/10/20 16:57	3.44	67.7	0.009	64.9	0.58
3/10/20 16:58	4.70	65.3	0.009	66.1	0.23
3/10/20 16:59	3.14	62.6	0.009	66.2	0.17
3/10/20 17:00	3.20	65.1	0.009	65.2	0.52
3/10/20 17:01	4.63	65.5	0.009	64.8	0.44
3/10/20 17:02	4.62	64.7	0.009	66.0	0.21
3/10/20 17:03	4.62	64.1	0.009	66.7	0.52
3/10/20 17:04	4.14	62.6	0.009	66.5	0.33
3/10/20 17:05	5.12	63.4	0.009	66.9	0.21
3/10/20 17:06	5.03	64.5	0.009	66.7	0.39
3/10/20 17:07	5.09	63.1	0.009	66.6	0.42
3/10/20 17:08	5.10	65.7	0.009	65.9	0.35
3/10/20 17:09	5.06	64.2	0.009	66.5	0.36
3/10/20 17:10	5.07	66.0	0.009	67.2	0.34
3/10/20 17:11	5.09	66.5	0.009	66.2	0.29
3/10/20 17:12	5.08	66.8	0.009	66.2	0.55
3/10/20 17:13	5.08	64.5	0.009	66.7	0.25
3/10/20 17:14	5.08	65.4	0.009	66.7	0.51
3/10/20 17:15	5.03	66.5	0.009	67.5	0.29
3/10/20 17:16	4.75	64.9	0.009	67.8	0.38
3/10/20 17:17	4.72	65.9	0.009	67.0	0.44
3/10/20 17:18	3.15	64.4	0.009	66.7	0.65
3/10/20 17:19	4.69	64.4	0.009	65.9	0.50
3/10/20 17:20	4.69	65.2	0.009	67.4	0.41
3/10/20 17:21	4.69	65.3	0.009	66.2	0.29
3/10/20 17:22	4.68	63.7	0.009	66.8	0.23
3/10/20 17:23	4.65	64.6	0.009	67.3	0.34
3/10/20 17:24	4.68	64.0	0.009	65.3	0.50
3/10/20 17:25	4.67	64.8	0.009	66.3	0.29
3/10/20 17:26	4.65	62.9	0.009	65.9	0.33
3/10/20 17:27	5.09	63.6	0.009	65.4	0.44
3/10/20 17:28	4.56	64.8	0.009	65.3	0.28
3/10/20 17:29	4.42	65.2	0.009	65.4	0.23
3/10/20 17:30	5.09	65.8	0.009	65.7	0.24
3/10/20 17:31	5.09	66.1	0.009	66.8	0.36
3/10/20 17:32	3.87	67.5	0.009	66.7	0.34
3/10/20 17:33	5.08	66.8	0.009	65.6	0.29
3/10/20 17:34	3.45	66.0	0.009	65.2	0.14
3/10/20 17:35	3.73	69.5	0.009	63.3	0.43
3/10/20 17:36	5.09	65.4	0.009	66.0	0.31
3/10/20 17:37	5.09	64.2	0.009	66.9	0.42
3/10/20 17:38	4.62	65.6	0.009	66.3	0.23
3/10/20 17:39	4.68	63.8	0.009	66.7	0.22
3/10/20 17:40	4.69	65.7	0.009	67.0	0.33
3/10/20 17:41	4.69	65.7	0.009	66.4	0.58
3/10/20 17:42	4.15	65.4	0.009	67.1	0.43
3/10/20 17:43	4.64	64.0	0.009	66.5	0.37
3/10/20 17:44	3.64	64.7	0.009	65.8	0.47
3/10/20 17:45	4.31	65.0	0.009	66.6	0.19
3/10/20 17:46	3.35	64.4	0.009	66.7	0.27
3/10/20 17:47	4.63	65.0	0.009	66.5	0.27
3/10/20 17:48	4.61	62.2	0.009	66.9	0.40

RM FIELD DATA

Client	Medline
Location	Waukegan, IL
Source	EO Control System
Date	3/10/2020

Clock Time	#1 Inlet Static (PSI)	#1 Inlet TC (Deg F)	Calc #1 Inlet DP 0.5 (in H2O)	#4 Inlet TC (Deg F)	#4 Inlet DP (in H2O)
3/10/20 17:49	4.57	65.7	0.009	66.1	0.31
3/10/20 17:50	4.61	63.8	0.009	65.3	0.31
3/10/20 17:51	4.61	64.0	0.009	67.2	0.40
3/10/20 17:52	3.92	62.3	0.009	66.7	0.14
3/10/20 17:53	4.58	64.0	0.009	66.2	0.14
3/10/20 17:54	4.57	62.3	0.009	65.7	0.25
3/10/20 17:55	4.51	64.1	0.009	65.5	0.40
3/10/20 17:56	4.57	62.1	0.009	66.0	0.40
3/10/20 17:57	4.01	62.7	0.009	65.9	0.35
3/10/20 17:58	3.13	63.8	0.009	66.5	0.18
3/10/20 17:59	4.54	62.4	0.009	66.8	0.41
3/10/20 18:00	4.53	65.3	0.009	66.1	0.50
3/10/20 18:01	4.52	63.4	0.009	66.8	0.31
3/10/20 18:02	4.53	63.3	0.009	65.9	0.53
3/10/20 18:03	4.21	63.4	0.009	65.7	0.43
3/10/20 18:04	4.51	64.2	0.009	65.9	0.41
3/10/20 18:05	4.49	63.8	0.009	66.4	0.46
3/10/20 18:06	4.50	62.3	0.009	65.9	0.53
3/10/20 18:07	4.40	65.3	0.009	65.6	0.19
3/10/20 18:08	4.50	61.2	0.009	67.1	0.42
3/10/20 18:09	4.51	61.4	0.009	65.6	0.60
3/10/20 18:10	4.48	61.8	0.009	66.7	0.23
3/10/20 18:11	4.36	60.9	0.009	65.8	0.51
3/10/20 18:12	4.51	62.1	0.009	66.0	0.39
3/10/20 18:13	4.48	63.5	0.009	66.6	0.49
3/10/20 18:14	3.00	59.6	0.009	66.4	0.27
3/10/20 18:15	4.46	62.8	0.009	65.4	0.11
3/10/20 18:16	4.45	60.7	0.009	66.0	0.35
3/10/20 18:17	4.48	61.5	0.009	67.1	0.30
3/10/20 18:18	4.45	62.8	0.009	66.8	0.54
3/10/20 18:19	4.39	61.8	0.009	65.3	0.11
3/10/20 18:20	2.83	61.5	0.009	65.0	0.40
3/10/20 18:21	3.18	61.7	0.009	67.0	0.29
3/10/20 18:22	4.43	61.7	0.009	66.0	0.28
3/10/20 18:23	4.49	61.5	0.009	65.3	0.33
3/10/20 18:24	3.00	61.9	0.009	65.8	0.30
3/10/20 18:25	3.63	61.7	0.009	65.8	0.36
3/10/20 18:26	4.48	61.5	0.009	66.5	0.21
3/10/20 18:27	3.51	64.2	0.009	67.0	0.40
3/10/20 18:28	4.36	61.3	0.009	67.3	0.40
3/10/20 18:29	4.46	61.4	0.009	66.7	0.33
3/10/20 18:30	4.48	63.6	0.009	66.9	0.25
3/10/20 18:31	3.39	64.3	0.009	66.3	0.53
3/10/20 18:32	4.41	62.5	0.009	66.6	0.32
3/10/20 18:33	4.41	62.5	0.009	66.6	0.26
3/10/20 18:34	4.44	62.4	0.009	66.1	0.43
3/10/20 18:35	4.45	62.2	0.009	66.4	0.36
3/10/20 18:36	4.42	61.5	0.009	66.8	0.66
3/10/20 18:37	4.41	62.5	0.009	66.0	0.26
3/10/20 18:38	4.45	60.7	0.009	65.4	0.45
3/10/20 18:39	2.90	62.2	0.009	65.5	0.55
3/10/20 18:40	4.34	62.7	0.009	65.2	0.43
3/10/20 18:41	4.42	62.9	0.009	61.9	0.39
3/10/20 18:42	3.78	62.1	0.010	55.9	0.22

RM FIELD DATA

Client	Medline
Location	Waukegan, IL
Source	EO Control System
Date	3/11/2020

Clock Time	#1 Inlet Static (PSI)	#1 Inlet TC (Deg F)	Calc #1 Inlet DP 0.5 (in H2O)	#4 Inlet TC (Deg F)	#4 Inlet DP (in H2O)
3/11/20 6:26	5.05	54.5	0.01	61.0	0.31
3/11/20 6:27	4.59	56.0	0.01	61.0	0.53
3/11/20 6:28	3.50	56.5	0.01	62.0	0.40
3/11/20 6:29	5.07	56.5	0.01	61.0	0.31
3/11/20 6:30	5.04	55.4	0.01	60.0	0.29
3/11/20 6:31	4.78	55.1	0.01	61.1	0.34
3/11/20 6:32	4.02	57.6	0.01	60.4	0.63
3/11/20 6:33	3.52	57.2	0.01	61.3	0.60
3/11/20 6:34	5.08	58.4	0.01	62.1	0.33
3/11/20 6:35	5.03	56.5	0.01	61.5	0.45
3/11/20 6:36	4.92	59.9	0.01	62.3	0.34
3/11/20 6:37	5.07	61.9	0.01	61.8	0.48
3/11/20 6:38	5.11	62.1	0.01	61.3	0.29
3/11/20 6:39	5.14	62.2	0.01	60.5	0.58
3/11/20 6:40	5.11	61.6	0.01	62.5	0.40
3/11/20 6:41	5.05	59.9	0.01	61.0	0.33
3/11/20 6:42	5.09	62.3	0.01	60.5	0.41
3/11/20 6:43	3.43	65.1	0.01	60.2	0.42
3/11/20 6:44	5.06	63.8	0.01	60.4	0.38
3/11/20 6:45	5.09	65.8	0.01	61.2	0.36
3/11/20 6:46	5.06	64.0	0.01	62.1	0.27
3/11/20 6:47	5.03	62.0	0.01	61.2	0.45
3/11/20 6:48	5.06	59.3	0.01	62.3	0.42
3/11/20 6:49	5.07	58.0	0.01	62.1	0.28
3/11/20 6:50	3.60	58.2	0.01	62.3	0.28
3/11/20 6:51	4.18	59.8	0.01	61.8	0.31
3/11/20 6:52	4.57	59.4	0.01	61.7	0.44
3/11/20 6:53	3.35	61.3	0.01	60.0	0.46
3/11/20 6:54	5.06	57.4	0.01	60.8	0.46
3/11/20 6:55	5.02	57.8	0.01	61.6	0.37
3/11/20 6:56	5.04	56.8	0.01	60.9	0.23
3/11/20 6:57	3.39	57.7	0.01	61.8	0.28
3/11/20 6:58	5.03	56.7	0.01	61.1	0.37
3/11/20 6:59	5.04	54.8	0.01	61.8	0.21
3/11/20 7:00	5.04	57.4	0.01	62.9	0.31
3/11/20 7:01	5.05	57.4	0.01	62.9	0.57
3/11/20 7:02	5.03	57.4	0.01	62.0	0.39
3/11/20 7:03	5.07	57.1	0.01	63.1	0.61
3/11/20 7:04	3.52	60.2	0.01	62.4	0.49
3/11/20 7:05	5.06	60.4	0.01	62.2	0.33
3/11/20 7:06	5.02	60.0	0.01	62.9	0.54
3/11/20 7:07	4.67	61.8	0.01	63.5	0.24
3/11/20 7:08	5.05	60.2	0.01	63.0	0.24
3/11/20 7:09	3.89	62.8	0.01	63.6	0.55
3/11/20 7:10	5.03	64.3	0.01	60.6	0.18
3/11/20 7:11	5.08	60.6	0.01	61.7	0.45
3/11/20 7:12	5.09	64.8	0.01	63.1	0.46
3/11/20 7:13	5.05	63.2	0.01	60.8	0.56
3/11/20 7:14	3.97	62.6	0.01	62.8	0.27
3/11/20 7:15	5.06	62.6	0.01	63.4	0.61
3/11/20 7:16	4.70	59.8	0.01	62.7	0.29
3/11/20 7:17	5.12	60.1	0.01	61.9	0.34
3/11/20 7:18	5.08	60.2	0.01	62.7	0.43
3/11/20 7:19	5.04	60.8	0.01	60.6	0.51
3/11/20 7:20	5.09	62.7	0.01	62.7	0.31
3/11/20 7:21	4.36	61.0	0.01	62.1	0.34
3/11/20 7:22	5.07	61.4	0.01	62.8	0.26
3/11/20 7:23	5.00	61.3	0.01	62.1	0.40
3/11/20 7:24	4.24	58.8	0.01	62.3	0.21
3/11/20 7:25	5.08	60.0	0.01	62.7	0.60
3/11/20 7:26	5.12	58.2	0.01	63.2	0.44
3/11/20 7:27	5.07	62.2	0.01	62.1	0.26
3/11/20 7:28	5.09	62.6	0.01	59.7	0.69
3/11/20 7:29	5.11	63.7	0.01	61.6	0.34
3/11/20 7:30	5.09	61.1	0.01	60.2	0.45
3/11/20 7:31	5.03	62.0	0.01	62.2	0.31
3/11/20 7:32	5.04	59.8	0.01	62.0	0.50

RM FIELD DATA

Client	Medline
Location	Waukegan, IL
Source	EO Control System
Date	3/11/2020

Clock Time	#1 Inlet Static (PSI)	#1 Inlet TC (Deg F)	Calc #1 Inlet DP 0.S (in H2O)	#4 Inlet TC (Deg F)	#4 Inlet DP (in H2O)
3/11/20 7:33	5.03	60.5	0.01	61.9	0.38
3/11/20 7:34	4.58	60.9	0.01	62.3	0.40
3/11/20 7:35	5.10	61.4	0.01	58.4	0.25
3/11/20 7:36	4.13	61.3	0.01	59.7	0.31
3/11/20 7:37	5.11	60.9	0.01	58.9	0.39
3/11/20 7:38	5.04	60.8	0.01	61.8	0.42
3/11/20 7:39	5.06	61.1	0.01	60.4	0.56
3/11/20 7:40	5.07	62.7	0.01	60.0	0.49
3/11/20 7:41	5.03	65.1	0.01	60.5	0.34
3/11/20 7:42	3.41	64.9	0.01	61.7	0.37
3/11/20 7:43	4.88	65.5	0.01	62.5	0.49
3/11/20 7:44	5.05	64.1	0.01	61.4	0.37
3/11/20 7:45	3.94	62.5	0.01	61.5	0.29
3/11/20 7:46	5.07	63.5	0.01	58.3	0.38
3/11/20 7:47	4.66	62.6	0.01	58.8	0.63
3/11/20 7:48	5.10	62.9	0.01	61.0	0.49
3/11/20 7:49	5.06	60.7	0.01	61.5	0.27
3/11/20 7:50	5.10	61.4	0.01	59.7	0.47
3/11/20 7:51	5.07	63.2	0.01	61.2	0.27
3/11/20 7:52	5.06	59.9	0.01	62.0	0.47
3/11/20 7:53	5.10	60.0	0.01	62.1	0.37
3/11/20 7:54	5.06	59.9	0.01	61.2	0.37
3/11/20 7:55	4.68	60.9	0.01	61.0	0.52
3/11/20 7:56	5.03	61.3	0.01	62.5	0.47
3/11/20 7:57	4.20	61.6	0.01	61.9	0.35
3/11/20 7:58	5.09	61.2	0.01	62.0	0.31
3/11/20 7:59	5.07	61.4	0.01	62.0	0.51
3/11/20 8:00	5.06	59.8	0.01	62.7	0.41
3/11/20 8:01	5.09	61.6	0.01	62.1	0.54
3/11/20 8:02	5.08	60.6	0.01	63.5	0.24
3/11/20 8:03	5.09	60.2	0.01	59.5	0.49
3/11/20 8:04	4.62	61.7	0.01	61.8	0.38
3/11/20 8:05	4.70	62.0	0.01	62.1	0.52
3/11/20 8:06	5.03	59.5	0.01	63.1	0.32
3/11/20 8:07	5.07	61.1	0.01	63.3	0.44
3/11/20 8:08	5.07	60.8	0.01	62.0	0.41
3/11/20 8:09	5.08	61.0	0.01	62.0	0.37
3/11/20 8:10	5.09	60.9	0.01	63.1	0.34
3/11/20 8:11	5.01	61.8	0.01	62.5	0.39
3/11/20 8:12	4.06	61.1	0.01	62.6	0.49
3/11/20 8:13	4.28	59.0	0.01	63.2	0.32
3/11/20 8:14	5.04	60.4	0.01	62.7	0.35
3/11/20 8:15	4.97	57.6	0.01	62.8	0.51
3/11/20 8:16	3.69	58.9	0.01	62.6	0.30
3/11/20 8:17	4.91	58.7	0.01	62.4	0.44
3/11/20 8:18	5.08	56.5	0.01	62.4	0.37
3/11/20 8:19	3.52	60.0	0.01	62.2	0.36
3/11/20 8:20	5.02	58.1	0.01	63.1	0.28
3/11/20 8:21	5.07	58.8	0.01	60.3	0.37
3/11/20 8:22	5.08	57.9	0.01	62.6	0.39
3/11/20 8:23	5.05	59.0	0.01	63.2	0.39
3/11/20 8:24	3.44	59.8	0.01	62.7	0.11
3/11/20 8:25	3.65	62.6	0.01	62.4	0.23
3/11/20 8:26	4.63	63.0	0.01	63.1	0.56
3/11/20 8:27	5.07	61.0	0.01	62.9	0.49
3/11/20 8:28	4.36	60.6	0.01	62.3	0.71
3/11/20 8:29	5.08	58.8	0.01	62.9	0.35
3/11/20 8:30	5.06	59.9	0.01	63.3	0.39
3/11/20 8:31	5.05	58.8	0.01	63.2	0.41
3/11/20 8:32	3.91	61.4	0.01	63.1	0.43
3/11/20 8:33	4.51	62.1	0.01	62.0	0.38
3/11/20 8:34	4.94	62.5	0.01	61.8	0.30
3/11/20 8:35	3.43	61.7	0.01	63.0	0.41
3/11/20 8:36	4.00	61.6	0.01	63.0	0.33
3/11/20 8:37	5.05	62.7	0.01	61.9	0.14
3/11/20 8:38	5.09	59.7	0.01	62.0	0.39
3/11/20 8:39	5.06	59.8	0.01	62.3	0.52

RM FIELD DATA

Client	Medline
Location	Waukegan, IL
Source	EO Control System
Date	3/11/2020

Clock Time	#1 Inlet Static (PSI)	#1 Inlet TC (Deg F)	Calc #1 Inlet DP 0.5 (in H2O)	#4 Inlet TC (Deg F)	#4 Inlet DP (in H2O)
3/11/20 8:40	5.10	60.9	0.01	62.7	0.38
3/11/20 8:41	4.05	62.7	0.01	63.0	0.43
3/11/20 8:42	5.08	61.1	0.01	62.2	0.35
3/11/20 8:43	5.11	62.7	0.01	61.7	0.41
3/11/20 8:44	5.04	62.1	0.01	62.0	0.25
3/11/20 8:45	3.65	62.2	0.01	61.6	0.52
3/11/20 8:46	4.11	59.8	0.01	61.9	0.74
3/11/20 8:47	5.13	61.0	0.01	63.1	0.39
3/11/20 8:48	5.12	59.0	0.01	62.8	0.34
3/11/20 8:49	5.12	59.0	0.01	61.8	0.49
3/11/20 8:50	5.09	61.3	0.01	62.3	0.40
3/11/20 8:51	5.13	60.3	0.01	62.9	0.30
3/11/20 8:52	3.73	60.1	0.01	62.7	0.42
3/11/20 8:53	5.04	62.5	0.01	63.1	0.45
3/11/20 8:54	5.12	62.7	0.01	63.7	0.35
3/11/20 8:55	4.88	62.6	0.01	62.5	0.74
3/11/20 8:56	5.05	63.5	0.01	63.7	0.31
3/11/20 8:57	5.11	62.7	0.01	63.5	0.37
3/11/20 8:58	3.55	62.3	0.01	63.4	0.23
3/11/20 8:59	5.12	62.2	0.01	61.7	0.19
3/11/20 9:00	5.14	63.6	0.01	61.7	0.36
3/11/20 9:01	5.11	62.4	0.01	63.4	0.34
3/11/20 9:02	4.35	63.9	0.01	63.3	0.33
3/11/20 9:03	5.11	61.1	0.01	64.0	0.08
3/11/20 9:04	5.10	62.6	0.01	63.2	0.30
3/11/20 9:05	5.13	63.1	0.01	63.3	0.41
3/11/20 9:06	5.13	63.6	0.01	63.9	0.29
3/11/20 9:07	5.13	64.7	0.01	63.5	0.15
3/11/20 9:08	5.07	62.4	0.01	63.2	0.22
3/11/20 9:09	4.82	64.9	0.01	63.9	0.49
3/11/20 9:10	5.10	64.8	0.01	62.4	0.18
3/11/20 9:11	5.11	62.4	0.01	62.3	0.22
3/11/20 9:12	5.10	64.7	0.01	62.6	0.30
3/11/20 9:13	5.16	64.2	0.01	62.2	0.41
3/11/20 9:14	5.13	66.0	0.01	62.7	0.45
3/11/20 9:15	4.31	66.7	0.01	62.6	0.23
3/11/20 9:16	3.66	66.2	0.01	62.6	0.32
3/11/20 9:17	5.08	63.1	0.01	62.2	0.40
3/11/20 9:18	5.12	64.2	0.01	62.3	0.39
3/11/20 9:19	5.17	64.2	0.01	63.2	0.30
3/11/20 9:20	5.17	63.7	0.01	63.4	0.24
3/11/20 9:21	5.18	64.7	0.02	62.5	0.54
3/11/20 9:22	5.16	67.6	0.02	61.3	0.30
3/11/20 9:23	5.14	67.2	0.02	61.5	0.30
3/11/20 9:24	5.18	65.8	0.07	63.0	0.37
3/11/20 9:25	5.15	68.5	0.10	63.6	0.46
3/11/20 9:26	5.14	66.4	0.01	62.7	0.31
3/11/20 9:27	5.19	67.0	0.02	63.9	0.47
3/11/20 9:28	5.17	66.8	0.10	57.9	0.13
3/11/20 9:29	5.18	65.5	0.16	56.5	0.07
3/11/20 9:30	5.14	65.4	0.01	51.2	0.20
3/11/20 9:31	4.95	66.0	0.01	50.0	0.24
3/11/20 9:32	5.19	66.9	0.01	49.1	0.53
3/11/20 9:33	5.16	67.7	0.02	49.7	0.43
3/11/20 9:34	5.14	65.7	0.01	55.2	0.27
3/11/20 9:35	5.14	69.1	0.01	59.3	0.31
3/11/20 9:36	4.48	67.1	0.01	58.1	0.25
3/11/20 9:37	5.15	67.5	0.01	59.8	0.21
3/11/20 9:38	5.10	69.1	0.01	61.1	0.32
3/11/20 9:39	5.10	65.7	0.01	61.4	0.37
3/11/20 9:40	3.68	64.8	0.01	62.1	0.23
3/11/20 9:41	5.12	64.6	0.01	61.2	0.28
3/11/20 9:42	5.08	64.1	0.01	62.5	0.43
3/11/20 9:43	5.10	65.6	0.01	62.3	0.28
3/11/20 9:44	5.09	64.9	0.01	62.5	0.25
3/11/20 9:45	5.12	61.1	0.01	62.1	0.45
3/11/20 9:46	5.13	64.2	0.01	62.5	0.27

RM FIELD DATA

Client	Medline
Location	Waukegan, IL
Source	EO Control System
Date	3/11/2020

Clock Time	#1 Inlet Static (PSI)	#1 Inlet TC (Deg F)	Calc #1 Inlet DP 0.5 (in H2O)	#4 Inlet TC (Deg F)	#4 Inlet DP (in H2O)
3/11/20 9:47	3.54	63.1	0.01	63.2	0.48
3/11/20 9:48	5.12	65.0	0.01	63.4	0.41
3/11/20 9:49	5.16	64.5	0.01	63.5	0.52
3/11/20 9:50	4.85	66.1	0.01	62.2	0.27
3/11/20 9:51	5.18	65.3	0.02	63.7	0.60
3/11/20 9:52	5.16	63.4	0.01	63.0	0.32
3/11/20 9:53	4.45	66.2	0.01	62.5	0.23
3/11/20 9:54	5.21	67.0	0.01	62.9	0.15
3/11/20 9:55	5.19	64.9	0.02	62.5	0.24
3/11/20 9:56	5.20	66.1	0.02	63.6	0.18
3/11/20 9:57	3.60	67.4	0.02	62.4	0.40
3/11/20 9:58	5.19	67.5	0.01	63.5	0.22
3/11/20 9:59	5.11	65.0	0.02	63.4	0.41
3/11/20 10:00	5.03	66.2	0.01	63.1	0.38
3/11/20 10:01	5.05	65.3	0.01	63.7	0.39
3/11/20 10:02	5.08	63.8	0.01	62.8	0.59
3/11/20 10:03	5.07	64.5	0.01	64.0	0.31
3/11/20 10:04	5.01	66.1	0.01	63.5	0.34
3/11/20 10:05	5.05	65.7	0.01	63.9	0.31
3/11/20 10:06	5.09	64.9	0.01	64.2	0.29
3/11/20 10:07	4.72	63.4	0.01	65.6	0.38
3/11/20 10:08	5.04	64.8	0.01	64.5	0.32
3/11/20 10:09	4.20	61.9	0.01	64.6	0.33
3/11/20 10:10	5.04	64.2	0.01	64.5	0.51
3/11/20 10:11	5.07	64.3	0.01	65.2	0.39
3/11/20 10:12	3.94	69.1	0.01	65.4	0.40
3/11/20 10:13	5.06	68.5	0.01	65.7	0.30
3/11/20 10:14	5.06	70.2	0.01	64.2	0.28
3/11/20 10:15	3.61	71.3	0.02	64.9	0.42
3/11/20 10:16	4.05	69.7	0.01	64.9	0.28
3/11/20 10:17	5.11	72.4	0.02	62.2	0.34
3/11/20 10:18	5.06	71.0	0.01	64.7	0.45
3/11/20 10:19	5.08	68.9	0.01	64.8	0.40
3/11/20 10:20	5.09	70.4	0.01	64.8	0.16
3/11/20 10:21	5.08	68.2	0.01	65.0	0.18
3/11/20 10:22	5.06	66.0	0.01	65.1	0.16
3/11/20 10:23	5.05	65.3	0.01	65.6	0.31
3/11/20 10:24	3.85	66.6	0.01	65.6	0.35
3/11/20 10:25	5.07	65.4	0.01	65.7	0.49
3/11/20 10:26	5.05	64.2	0.01	64.9	0.26
3/11/20 10:27	5.09	65.5	0.01	64.1	0.39
3/11/20 10:28	3.84	62.8	0.01	64.3	0.22
3/11/20 10:29	4.97	64.8	0.01	63.4	0.72
3/11/20 10:30	4.61	68.6	0.01	64.6	0.52
3/11/20 10:31	5.09	70.3	0.01	63.3	0.20
3/11/20 10:32	5.10	72.3	0.01	64.0	0.17
3/11/20 10:33	4.94	69.7	0.01	65.1	0.55
3/11/20 10:34	3.81	72.0	0.02	63.8	0.63
3/11/20 10:35	5.11	69.0	0.02	64.5	0.38
3/11/20 10:36	5.08	70.9	0.02	65.1	0.45
3/11/20 10:37	4.76	72.2	0.01	63.7	0.25
3/11/20 10:38	3.48	73.1	0.01	65.2	0.32
3/11/20 10:39	5.12	71.1	0.02	66.3	0.26
3/11/20 10:40	5.09	68.8	0.01	65.0	0.48
3/11/20 10:41	5.08	69.6	0.01	66.2	0.32
3/11/20 10:42	5.07	70.5	0.01	65.6	0.36
3/11/20 10:43	4.95	65.6	0.01	65.5	0.35
3/11/20 10:44	5.08	68.3	0.01	66.5	0.40
3/11/20 10:45	5.07	65.9	0.01	65.7	0.41
3/11/20 10:46	4.02	65.5	0.01	65.1	0.31
3/11/20 10:47	5.08	67.6	0.01	65.3	0.28
3/11/20 10:48	5.10	65.3	0.01	65.4	0.25
3/11/20 10:49	3.56	65.1	0.01	66.3	0.49
3/11/20 10:50	5.02	62.8	0.01	66.5	0.35
3/11/20 10:51	5.07	65.8	0.01	66.7	0.39
3/11/20 10:52	5.08	69.4	0.01	64.6	0.35
3/11/20 10:53	5.06	69.4	0.01	65.7	0.32

RM FIELD DATA

Client	Medline
Location	Waukegan, IL
Source	EO Control System
Date	3/11/2020

Clock Time	#1 Inlet Static (PSI)	#1 Inlet TC (Deg F)	Calc #1 Inlet DP 0.5 (in H2O)	#4 Inlet TC (Deg F)	#4 Inlet DP (in H2O)
3/11/20 10:54	5.08	72.1	0.01	66.2	0.22
3/11/20 10:55	5.10	69.1	0.01	66.1	0.46
3/11/20 10:56	5.11	68.4	0.01	66.1	0.49
3/11/20 10:57	5.12	67.8	0.03	66.3	0.23
3/11/20 10:58	5.11	73.5	0.02	66.9	0.28
3/11/20 10:59	5.13	72.0	0.02	66.0	0.51
3/11/20 11:00	3.71	73.7	0.02	64.9	0.12
3/11/20 11:01	5.12	72.1	0.03	66.7	0.27
3/11/20 11:02	4.13	74.0	0.02	66.0	0.24
3/11/20 11:03	4.38	73.9	0.02	66.1	0.38
3/11/20 11:04	4.81	73.7	0.02	66.1	0.16
3/11/20 11:05	5.11	74.0	0.01	66.2	0.17
3/11/20 11:06	5.05	70.7	0.02	66.3	0.63
3/11/20 11:07	5.03	70.3	0.09	65.7	0.36
3/11/20 11:08	5.08	67.8	0.10	66.9	0.42
3/11/20 11:09	5.09	67.8	0.02	66.9	0.37
3/11/20 11:10	5.07	67.3	0.01	66.9	0.36
3/11/20 11:11	4.87	67.4	0.01	66.4	0.41
3/11/20 11:12	5.05	64.8	0.01	67.3	0.37
3/11/20 11:13	5.07	67.5	0.01	66.2	0.07
3/11/20 11:14	5.10	69.4	0.01	65.5	0.39
3/11/20 11:15	5.08	69.9	0.01	66.9	0.26
3/11/20 11:16	3.58	75.1	0.01	66.5	0.74
3/11/20 11:17	4.33	71.5	0.03	66.8	0.39
3/11/20 11:18	5.17	74.9	0.02	66.5	0.25
3/11/20 11:19	5.15	70.5	0.02	66.8	0.28
3/11/20 11:20	5.14	72.8	0.04	65.6	0.24
3/11/20 11:21	5.14	75.1	0.02	65.8	0.43
3/11/20 11:22	5.16	76.1	0.05	65.4	0.45
3/11/20 11:23	5.14	73.0	0.02	65.3	0.25
3/11/20 11:24	4.70	75.8	0.03	66.9	0.27
3/11/20 11:25	5.15	74.1	0.01	66.9	0.37
3/11/20 11:26	4.33	74.8	0.04	66.1	0.37
3/11/20 11:27	5.11	77.0	0.02	66.4	0.38
3/11/20 11:28	4.87	72.2	0.01	66.8	0.38
3/11/20 11:29	5.08	70.7	0.01	67.3	0.41
3/11/20 11:30	5.08	71.6	0.01	68.1	0.23
3/11/20 11:31	5.08	69.4	0.01	66.7	0.31
3/11/20 11:32	3.80	67.3	0.01	65.4	0.26
3/11/20 11:33	5.02	68.5	0.01	67.3	0.26
3/11/20 11:34	4.98	65.6	0.01	67.8	0.28
3/11/20 11:35	4.12	69.0	0.01	67.4	0.31
3/11/20 11:36	4.67	71.4	0.01	67.1	0.24
3/11/20 11:37	4.78	73.8	0.01	66.2	0.36
3/11/20 11:38	5.09	73.0	0.01	66.0	0.19
3/11/20 11:39	4.01	72.7	0.02	67.3	0.23
3/11/20 11:40	5.16	74.3	0.04	67.5	0.72
3/11/20 11:41	5.20	74.7	0.02	67.8	0.15
3/11/20 11:42	5.13	74.9	0.04	67.0	0.18
3/11/20 11:43	5.16	76.3	0.04	66.5	0.26
3/11/20 11:44	5.10	73.3	0.05	65.8	0.17
3/11/20 11:45	5.16	76.2	0.04	66.9	0.33
3/11/20 11:46	5.15	77.1	0.03	63.2	0.22
3/11/20 11:47	5.13	75.7	0.03	65.5	0.35
3/11/20 11:48	5.14	77.4	0.03	67.5	0.35
3/11/20 11:49	5.17	76.5	0.04	66.7	0.60
3/11/20 11:50	5.12	77.3	0.04	67.2	0.27
3/11/20 11:51	5.10	71.9	0.01	67.4	0.30
3/11/20 11:52	3.45	72.0	0.01	66.4	0.47
3/11/20 11:53	5.08	71.8	0.01	66.3	0.45
3/11/20 11:54	4.44	69.0	0.01	66.1	0.24
3/11/20 11:55	5.05	70.2	0.01	65.7	0.26
3/11/20 11:56	5.05	66.4	0.01	67.3	0.39
3/11/20 11:57	5.10	69.2	0.01	67.6	0.18
3/11/20 11:58	4.64	73.8	0.01	67.8	0.47
3/11/20 11:59	3.94	74.2	0.10	67.8	0.36
3/11/20 12:00	5.06	76.3	0.01	66.7	0.33

RM FIELD DATA

Client	Medline
Location	Waukegan, IL
Source	EO Control System
Date	3/11/2020

Clock Time	#1 Inlet Static (PSI)	#1 Inlet TC (Deg F)	Calc #1 Inlet DP 0.5 (in H2O)	#4 Inlet TC (Deg F)	#4 Inlet DP (in H2O)
3/11/20 12:01	5.12	73.2	0.01	62.2	0.32
3/11/20 12:02	4.80	73.8	0.03	59.0	0.33
3/11/20 12:03	5.17	73.0	0.04	62.7	0.67
3/11/20 12:04	5.19	74.9	0.04	60.3	0.21
3/11/20 12:05	5.19	74.0	0.03	57.6	0.18
3/11/20 12:06	5.22	76.3	0.06	57.7	0.47
3/11/20 12:07	4.05	77.9	0.07	60.5	0.20
3/11/20 12:08	5.14	74.4	0.01	63.0	0.35
3/11/20 12:09	5.16	76.1	0.04	63.6	0.26
3/11/20 12:10	5.16	75.6	0.04	64.6	0.16
3/11/20 12:11	4.41	77.1	0.04	63.2	0.42
3/11/20 12:12	5.14	74.3	0.02	64.3	0.56
3/11/20 12:13	5.07	72.3	0.01	64.5	0.32
3/11/20 12:14	5.10	72.1	0.01	65.1	0.36
3/11/20 12:15	5.11	72.7	0.01	65.6	0.36
3/11/20 12:16	3.64	71.6	0.01	64.8	0.70
3/11/20 12:17	4.98	69.9	0.01	66.0	0.39
3/11/20 12:18	4.63	67.3	0.01	66.0	0.30
3/11/20 12:19	4.06	70.4	0.01	65.6	0.24
3/11/20 12:20	5.09	72.8	0.01	65.5	0.38
3/11/20 12:21	3.83	73.7	0.01	65.7	0.16
3/11/20 12:22	5.08	72.6	0.01	64.8	0.34
3/11/20 12:23	5.11	73.7	0.02	66.2	0.31
3/11/20 12:24	5.16	72.6	0.05	66.2	0.31
3/11/20 12:25	5.16	72.6	0.03	67.1	0.58
3/11/20 12:26	5.17	71.0	0.05	66.7	0.18
3/11/20 12:27	5.25	73.3	0.06	66.1	0.28
3/11/20 12:28	5.22	75.2	0.06	66.7	0.49
3/11/20 12:29	4.87	77.1	0.08	67.9	0.45
3/11/20 12:30	5.19	75.8	0.05	67.1	0.34
3/11/20 12:31	5.18	75.0	0.04	66.7	0.21
3/11/20 12:32	3.97	75.6	0.04	65.8	0.33
3/11/20 12:33	3.73	75.4	0.01	65.9	0.11
3/11/20 12:34	5.13	75.8	0.02	66.3	0.34
3/11/20 12:35	4.89	73.2	0.01	67.0	0.10
3/11/20 12:36	5.12	72.5	0.01	66.4	0.34
3/11/20 12:37	5.13	72.1	0.01	66.0	0.35
3/11/20 12:38	5.08	69.9	0.01	67.6	0.55
3/11/20 12:39	5.07	68.2	0.01	67.0	0.31
3/11/20 12:40	5.07	68.1	0.01	67.9	0.33
3/11/20 12:41	5.09	69.2	0.01	67.6	0.20
3/11/20 12:42	5.10	70.2	0.02	67.3	0.53
3/11/20 12:43	5.09	75.5	0.01	68.2	0.20
3/11/20 12:44	5.02	75.9	0.01	67.5	0.45
3/11/20 12:45	3.66	73.6	0.02	68.5	0.22
3/11/20 12:46	4.84	73.1	0.04	68.3	0.38
3/11/20 12:47	5.21	76.4	0.06	67.0	0.45
3/11/20 12:48	5.21	72.0	0.05	66.0	0.31
3/11/20 12:49	5.25	76.3	0.06	66.0	0.27
3/11/20 12:50	3.79	76.2	0.07	66.0	0.56
3/11/20 12:51	4.08	77.7	0.07	65.1	0.33
3/11/20 12:52	5.25	73.9	0.14	65.2	0.32
3/11/20 12:53	5.19	74.2	0.02	65.0	0.39
3/11/20 12:54	4.81	75.1	0.06	64.3	0.37
3/11/20 12:55	5.23	75.5	0.05	65.6	0.52
3/11/20 12:56	3.71	78.0	0.04	62.4	0.29
3/11/20 12:57	3.70	72.9	0.03	63.7	0.14
3/11/20 12:58	5.15	72.0	0.01	63.8	0.30
3/11/20 12:59	5.10	72.3	0.01	64.6	0.18
3/11/20 13:00	5.08	71.2	0.01	63.4	0.42
3/11/20 13:01	4.71	71.2	0.01	64.0	0.34
3/11/20 13:02	3.48	68.9	0.01	63.6	0.38
3/11/20 13:03	5.05	68.8	0.01	64.2	0.45
3/11/20 13:04	5.12	74.2	0.01	64.7	0.43
3/11/20 13:05	5.10	73.6	0.01	65.3	0.28
3/11/20 13:06	4.48	73.8	0.01	65.5	0.64
3/11/20 13:07	5.00	72.1	0.02	63.1	0.42

RM FIELD DATA

Client	Medline
Location	Waukegan, IL
Source	EO Control System
Date	3/11/2020

Clock Time	#1 Inlet Static (PSI)	#1 Inlet TC (Deg F)	Calc #1 Inlet DP 0.5 (in H2O)	#4 Inlet TC (Deg F)	#4 Inlet DP (in H2O)
3/11/20 13:08	5.17	73.3	0.03	63.3	0.39
3/11/20 13:09	5.20	73.2	0.05	63.6	0.69
3/11/20 13:10	4.78	74.0	0.06	64.0	0.38
3/11/20 13:11	4.49	74.5	0.08	63.9	0.28
3/11/20 13:12	5.23	74.3	0.06	64.1	0.39
3/11/20 13:13	5.23	76.8	0.08	63.5	0.42
3/11/20 13:14	5.23	73.3	0.08	64.3	0.30
3/11/20 13:15	5.21	75.6	0.11	64.5	0.21
3/11/20 13:16	5.25	75.6	0.06	64.4	0.50
3/11/20 13:17	3.99	74.8	0.07	63.8	0.59
3/11/20 13:18	5.20	75.4	0.05	64.9	0.37
3/11/20 13:19	5.17	75.8	0.03	64.9	0.44
3/11/20 13:20	5.13	72.4	0.01	64.6	0.30
3/11/20 13:21	3.62	73.0	0.01	64.3	0.17
3/11/20 13:22	5.07	71.9	0.02	65.2	0.13
3/11/20 13:23	4.15	70.0	0.01	65.2	0.42
3/11/20 13:24	5.13	70.2	0.01	64.6	0.47
3/11/20 13:25	5.06	70.6	0.01	65.1	0.20
3/11/20 13:26	5.10	70.8	0.01	64.4	0.31
3/11/20 13:27	5.10	71.9	0.01	64.8	0.37
3/11/20 13:28	5.11	73.0	0.01	65.3	0.38
3/11/20 13:29	4.71	74.8	0.02	64.6	0.25
3/11/20 13:30	5.17	71.6	0.04	64.4	0.39
3/11/20 13:31	4.10	74.3	0.05	64.9	0.28
3/11/20 13:32	5.24	72.3	0.06	64.9	0.13
3/11/20 13:33	3.96	75.5	0.07	65.2	0.30
3/11/20 13:34	5.24	74.6	0.07	65.0	0.45
3/11/20 13:35	3.68	75.1	0.07	65.9	0.14
3/11/20 13:36	5.26	73.7	0.08	65.6	0.34
3/11/20 13:37	5.02	75.1	0.04	65.1	0.23
3/11/20 13:38	3.76	75.8	0.06	65.3	0.22
3/11/20 13:39	4.55	77.3	0.06	64.7	0.24
3/11/20 13:40	5.20	74.2	0.05	65.1	0.31
3/11/20 13:41	5.16	73.8	0.03	66.2	0.21
3/11/20 13:42	5.11	72.1	0.02	65.2	0.23
3/11/20 13:43	5.12	72.4	0.01	65.8	0.23
3/11/20 13:44	5.11	72.2	0.01	65.8	0.22
3/11/20 13:45	5.09	70.0	0.01	65.5	0.38
3/11/20 13:46	5.06	70.6	0.01	66.0	0.42
3/11/20 13:47	4.16	70.1	0.01	65.3	0.33
3/11/20 13:48	5.05	73.0	0.01	65.2	0.17
3/11/20 13:49	5.08	72.1	0.01	65.8	0.51
3/11/20 13:50	3.64	72.9	0.01	64.6	0.43
3/11/20 13:51	4.74	71.7	0.01	65.1	0.45
3/11/20 13:52	5.09	72.6	0.01	66.0	0.26
3/11/20 13:53	5.09	72.9	0.01	66.4	0.39
3/11/20 13:54	5.13	71.4	0.02	66.0	0.37
3/11/20 13:55	5.10	69.1	0.03	65.7	0.53
3/11/20 13:56	4.54	73.8	0.03	66.0	0.27
3/11/20 13:57	5.17	72.0	0.02	65.8	0.17
3/11/20 13:58	5.17	72.6	0.04	66.1	0.30
3/11/20 13:59	5.20	72.4	0.08	65.7	0.36
3/11/20 14:00	5.16	72.4	0.03	64.7	0.18
3/11/20 14:01	4.68	72.3	0.01	65.7	0.29
3/11/20 14:02	5.20	70.8	0.01	65.9	0.58
3/11/20 14:03	5.18	71.2	0.03	66.1	0.24
3/11/20 14:04	4.37	70.3	0.02	65.5	0.27
3/11/20 14:05	5.14	71.1	0.01	66.3	0.27
3/11/20 14:06	5.11	69.0	0.01	65.2	0.22
3/11/20 14:07	5.12	67.6	0.01	66.3	0.33
3/11/20 14:08	5.11	65.5	0.01	65.9	0.54
3/11/20 14:09	5.09	68.2	0.01	66.9	0.26
3/11/20 14:10	5.06	67.6	0.01	66.3	0.51
3/11/20 14:11	5.08	70.9	0.01	66.9	0.13
3/11/20 14:12	5.03	69.9	0.01	65.8	0.31
3/11/20 14:13	5.03	72.2	0.01	65.9	0.32
3/11/20 14:14	5.04	69.6	0.02	66.0	0.41

RM FIELD DATA

Client	Medline
Location	Waukegan, IL
Source	EO Control System
Date	3/11/2020

Clock Time	#1 Inlet Static (PSI)	#1 Inlet TC (Deg F)	Calc #1 Inlet DP 0.5 (in H2O)	#4 Inlet TC (Deg F)	#4 Inlet DP (in H2O)
3/11/20 14:15	5.11	70.3	0.01	66.4	0.13
3/11/20 14:16	5.13	68.5	0.02	66.8	0.30
3/11/20 14:17	4.96	68.0	0.02	66.2	0.52
3/11/20 14:18	3.70	69.3	0.03	66.5	0.19
3/11/20 14:19	5.04	70.8	0.02	65.4	0.58
3/11/20 14:20	5.16	69.5	0.02	66.4	0.36
3/11/20 14:21	5.16	68.9	0.02	66.4	0.81
3/11/20 14:22	5.17	69.8	0.02	66.2	0.50
3/11/20 14:23	5.14	66.3	0.02	67.0	0.36
3/11/20 14:24	5.18	66.6	0.01	66.2	0.29
3/11/20 14:25	5.16	67.9	0.03	65.6	0.27
3/11/20 14:26	5.12	66.0	0.01	65.7	0.19
3/11/20 14:27	5.10	68.2	0.01	65.1	0.48
3/11/20 14:28	5.06	66.6	0.01	65.5	0.53
3/11/20 14:29	4.98	65.1	0.01	66.8	0.44
3/11/20 14:30	5.07	66.3	0.01	66.6	0.23
3/11/20 14:31	5.07	65.8	0.01	66.8	0.17
3/11/20 14:32	5.06	68.8	0.01	66.8	0.16
3/11/20 14:33	5.06	68.7	0.01	66.7	0.57
3/11/20 14:34	5.07	69.6	0.01	67.1	0.41
3/11/20 14:35	5.03	68.9	0.01	66.7	0.37
3/11/20 14:36	4.96	70.8	0.01	66.9	0.20
3/11/20 14:37	5.04	68.1	0.01	67.1	0.14
3/11/20 14:38	5.12	70.0	0.01	67.4	0.53
3/11/20 14:39	5.14	69.7	0.02	67.3	0.34
3/11/20 14:40	3.95	70.2	0.02	67.0	0.27
3/11/20 14:41	5.14	66.8	0.02	66.5	0.16
3/11/20 14:42	3.57	67.4	0.02	66.6	0.29
3/11/20 14:43	4.59	68.9	0.02	67.1	0.38
3/11/20 14:44	4.99	70.1	0.02	66.4	0.35
3/11/20 14:45	5.14	67.7	0.02	67.1	0.25
3/11/20 14:46	3.58	69.0	0.02	66.2	0.38
3/11/20 14:47	4.62	68.8	0.03	67.0	0.24
3/11/20 14:48	4.06	67.5	0.01	67.5	0.17
3/11/20 14:49	5.09	69.2	0.01	67.2	0.47
3/11/20 14:50	5.08	66.0	0.01	67.3	0.07
3/11/20 14:51	3.55	67.3	0.01	68.5	0.56
3/11/20 14:52	5.06	65.5	0.01	68.5	0.23
3/11/20 14:53	3.68	66.0	0.01	68.5	0.32
3/11/20 14:54	5.02	69.2	0.01	67.5	0.24
3/11/20 14:55	5.04	67.9	0.01	67.2	0.21
3/11/20 14:56	3.86	67.5	0.01	68.0	0.38
3/11/20 14:57	5.04	70.3	0.01	68.2	0.35
3/11/20 14:58	4.95	68.4	0.01	68.3	0.36
3/11/20 14:59	3.80	66.8	0.01	67.3	0.30
3/11/20 15:00	3.90	69.3	0.01	68.0	0.19
3/11/20 15:01	3.57	68.2	0.02	68.8	0.28
3/11/20 15:02	5.15	67.5	0.03	68.4	0.47
3/11/20 15:03	5.14	68.7	0.01	67.6	0.42
3/11/20 15:04	5.14	66.6	0.01	68.6	0.48
3/11/20 15:05	5.13	67.1	0.02	68.3	0.03
3/11/20 15:06	5.14	67.6	0.07	68.4	0.63
3/11/20 15:07	5.14	67.9	0.07	65.6	0.23
3/11/20 15:08	3.72	67.6	0.13	67.3	0.46
3/11/20 15:09	5.14	67.3	0.09	67.1	0.50
3/11/20 15:10	5.10	65.2	0.01	68.1	0.26
3/11/20 15:11	3.70	66.4	0.12	67.9	0.39
3/11/20 15:12	4.36	67.4	0.01	67.5	0.60
3/11/20 15:13	4.90	66.4	0.01	68.0	0.23
3/11/20 15:14	4.88	65.9	0.01	67.8	0.28
3/11/20 15:15	4.84	67.3	0.01	67.5	0.58
3/11/20 15:16	4.57	66.7	0.01	67.8	0.17
3/11/20 15:17	3.32	65.5	0.01	68.8	0.49
3/11/20 15:18	3.93	67.0	0.01	67.3	0.41
3/11/20 15:19	4.77	68.3	0.01	68.4	0.32
3/11/20 15:20	4.79	64.5	0.01	68.1	0.17
3/11/20 15:21	5.08	65.8	0.01	68.3	0.14

RM FIELD DATA

Client	Medline
Location	Waukegan, IL
Source	EO Control System
Date	3/11/2020

Clock Time	#1 Inlet Static (P5I)	#1 Inlet TC (Deg F)	Calc #1 Inlet DP 0.5 (in H2O)	#4 Inlet TC (Deg F)	#4 Inlet DP (in H2O)
3/11/20 15:22	3.74	66.3	0.01	68.2	0.40
3/11/20 15:23	5.12	66.4	0.01	68.2	0.39
3/11/20 15:24	5.16	66.7	0.02	68.6	0.30
3/11/20 15:25	5.12	64.6	0.02	68.1	0.36
3/11/20 15:26	4.21	65.3	0.02	68.7	0.28
3/11/20 15:27	5.17	67.3	0.01	67.5	0.31
3/11/20 15:28	5.15	68.5	0.02	67.9	0.37
3/11/20 15:29	5.12	67.7	0.02	67.5	0.32
3/11/20 15:30	5.18	63.9	0.02	69.4	0.25
3/11/20 15:31	5.14	64.8	0.02	68.3	0.27
3/11/20 15:32	5.04	65.7	0.01	68.3	0.32
3/11/20 15:33	5.13	63.7	0.01	68.3	0.39
3/11/20 15:34	4.12	66.2	0.01	68.8	0.36
3/11/20 15:35	4.93	63.1	0.01	68.5	0.32
3/11/20 15:36	4.87	66.0	0.01	68.7	0.32
3/11/20 15:37	4.20	64.2	0.01	68.2	0.32
3/11/20 15:38	4.85	64.9	0.01	68.0	0.39
3/11/20 15:39	3.39	66.2	0.01	68.8	0.18
3/11/20 15:40	4.82	62.4	0.01	68.0	0.41
3/11/20 15:41	4.71	63.2	0.01	68.7	0.56
3/11/20 15:42	3.46	67.3	0.01	67.5	0.26
3/11/20 15:43	4.49	65.1	0.01	68.3	0.44
3/11/20 15:44	5.09	66.2	0.01	67.9	0.56
3/11/20 15:45	5.09	66.8	0.01	67.9	0.18
3/11/20 15:46	5.06	66.4	0.01	69.2	0.44
3/11/20 15:47	5.17	64.9	0.02	68.4	0.33
3/11/20 15:48	4.76	66.4	0.02	68.8	0.40
3/11/20 15:49	3.97	64.9	0.02	68.5	0.31
3/11/20 15:50	5.17	65.0	0.02	68.5	0.46
3/11/20 15:51	5.18	64.2	0.02	69.3	0.38
3/11/20 15:52	4.13	62.4	0.02	70.9	0.35
3/11/20 15:53	5.15	65.0	0.02	70.7	0.48
3/11/20 15:54	5.14	64.8	0.01	69.8	0.50
3/11/20 15:55	5.11	63.5	0.01	70.3	0.73
3/11/20 15:56	5.12	66.2	0.01	71.9	0.43
3/11/20 15:57	5.07	63.5	0.01	71.5	0.52
3/11/20 15:58	4.79	61.4	0.01	71.0	0.36
3/11/20 15:59	4.89	63.8	0.01	72.5	0.55
3/11/20 16:00	4.87	63.1	0.01	71.5	0.42
3/11/20 16:01	4.88	63.2	0.01	71.7	0.26
3/11/20 16:02	4.85	65.9	0.01	70.6	0.35
3/11/20 16:03	4.85	63.8	0.01	70.2	0.47
3/11/20 16:04	4.63	63.5	0.01	71.3	0.26
3/11/20 16:05	4.79	65.2	0.01	72.2	0.30
3/11/20 16:06	5.09	64.7	0.01	71.2	0.60
3/11/20 16:07	3.70	67.7	0.01	71.1	0.46
3/11/20 16:08	4.74	67.7	0.01	70.0	0.33
3/11/20 16:09	5.13	66.9	0.01	71.0	0.48
3/11/20 16:10	5.14	66.3	0.01	71.5	0.49
3/11/20 16:11	5.14	64.4	0.01	70.1	0.25
3/11/20 16:12	5.13	65.4	0.01	71.8	0.47
3/11/20 16:13	5.14	65.7	0.01	70.6	0.32
3/11/20 16:14	5.14	65.5	0.01	70.7	0.46
3/11/20 16:15	5.12	64.7	0.01	70.8	0.25
3/11/20 16:16	5.13	67.1	0.01	70.4	0.33
3/11/20 16:17	5.07	65.5	0.01	71.2	0.39
3/11/20 16:18	5.04	62.1	0.01	70.1	0.57
3/11/20 16:19	5.07	63.2	0.01	71.8	0.16
3/11/20 16:20	4.11	62.6	0.01	72.3	0.23
3/11/20 16:21	3.85	62.2	0.01	70.4	0.49
3/11/20 16:22	4.52	63.3	0.01	70.8	0.26
3/11/20 16:23	4.87	61.6	0.01	72.8	0.26
3/11/20 16:24	4.85	59.8	0.01	68.6	0.44
3/11/20 16:25	4.87	64.6	0.01	69.9	0.46
3/11/20 16:26	4.71	63.2	0.01	71.1	0.28
3/11/20 16:27	3.59	64.5	0.01	69.9	0.30
3/11/20 16:28	5.12	64.4	0.01	71.7	0.20

RM FIELD DATA

Client	Medline
Location	Waukegan, IL
Source	EO Control System
Date	3/11/2020

Clock Time	#1 Inlet Static (PSI)	#1 Inlet TC (Deg F)	Calc #1 Inlet DP 0.5 (in H2O)	#4 Inlet TC (Deg F)	#4 Inlet DP (in H2O)
3/11/20 16:29	3.59	65.6	0.01	72.4	0.25
3/11/20 16:30	5.02	63.3	0.01	70.1	0.31
3/11/20 16:31	5.12	64.5	0.01	69.9	0.23
3/11/20 16:32	5.11	62.4	0.01	71.8	0.29
3/11/20 16:33	5.13	64.3	0.01	69.7	0.43
3/11/20 16:34	4.81	63.0	0.01	71.5	0.24
3/11/20 16:35	5.13	63.7	0.01	70.7	0.22
3/11/20 16:36	5.12	65.5	0.01	70.7	0.32
3/11/20 16:37	5.12	64.6	0.01	70.2	0.33
3/11/20 16:38	3.70	65.2	0.01	71.6	0.45
3/11/20 16:39	3.45	63.4	0.01	72.4	0.26
3/11/20 16:40	4.92	60.2	0.01	71.0	0.35
3/11/20 16:41	3.97	63.5	0.01	71.8	0.45
3/11/20 16:42	4.93	60.3	0.01	72.9	0.31
3/11/20 16:43	4.93	61.3	0.01	72.6	0.16
3/11/20 16:44	4.92	61.2	0.01	70.6	0.44
3/11/20 16:45	4.88	59.8	0.01	71.7	0.26
3/11/20 16:46	4.91	62.1	0.01	72.1	0.37
3/11/20 16:47	4.88	62.1	0.01	71.1	0.55
3/11/20 16:48	4.85	62.5	0.01	71.2	0.22
3/11/20 16:49	4.88	61.1	0.01	72.0	0.43
3/11/20 16:50	4.44	60.0	0.01	71.2	0.40
3/11/20 16:51	5.08	60.8	0.01	71.0	0.39
3/11/20 16:52	3.64	63.4	0.01	71.9	0.32
3/11/20 16:53	4.43	66.1	0.01	72.3	0.26
3/11/20 16:54	5.08	64.2	0.01	71.7	0.45
3/11/20 16:55	5.01	64.7	0.01	72.2	0.28
3/11/20 16:56	4.91	64.9	0.01	72.6	0.70
3/11/20 16:57	5.08	64.5	0.01	70.3	0.53
3/11/20 16:58	4.02	66.1	0.01	70.7	0.50
3/11/20 16:59	5.10	67.7	0.01	70.6	0.39
3/11/20 17:00	5.04	66.5	0.01	72.5	0.24
3/11/20 17:01	3.56	64.9	0.03	71.3	0.29
3/11/20 17:02	3.21	66.6	0.01	72.2	0.51
3/11/20 17:03	3.25	65.6	0.01	72.2	0.28
3/11/20 17:04	4.67	65.8	0.01	71.4	0.28
3/11/20 17:05	3.89	67.3	0.01	71.1	0.09
3/11/20 17:06	4.42	65.9	0.01	72.1	0.39
3/11/20 17:07	4.64	66.1	0.01	73.0	0.31
3/11/20 17:08	4.65	64.7	0.01	70.8	0.69
3/11/20 17:09	4.65	65.7	0.01	71.8	0.36
3/11/20 17:10	4.67	63.8	0.01	72.9	0.04
3/11/20 17:11	3.62	63.9	0.01	71.8	0.07
3/11/20 17:12	3.86	63.2	0.01	71.1	0.34
3/11/20 17:13	5.06	64.7	0.01	72.6	0.26
3/11/20 17:14	5.09	64.9	0.01	73.2	0.21
3/11/20 17:15	5.09	66.8	0.01	72.2	0.41
3/11/20 17:16	5.09	64.6	0.01	71.7	0.45
3/11/20 17:17	5.07	65.6	0.01	70.8	0.53
3/11/20 17:18	5.06	68.4	0.01	71.7	0.29
3/11/20 17:19	5.12	66.3	0.01	71.6	0.53
3/11/20 17:20	3.50	66.6	0.01	70.7	0.41
3/11/20 17:21	3.64	67.7	0.01	71.5	0.28
3/11/20 17:22	4.09	67.0	0.01	70.9	0.31
3/11/20 17:23	5.07	67.1	0.01	70.8	0.26
3/11/20 17:24	4.70	65.3	0.01	73.0	0.37
3/11/20 17:25	4.68	66.7	0.01	72.2	0.26
3/11/20 17:26	3.68	66.0	0.01	72.5	0.63
3/11/20 17:27	4.64	65.1	0.01	71.8	0.33
3/11/20 17:28	4.52	64.0	0.01	73.1	0.40
3/11/20 17:29	3.44	64.1	0.01	72.8	0.21
3/11/20 17:30	3.10	66.2	0.01	71.0	0.31
3/11/20 17:31	4.64	65.5	0.01	71.4	0.57
3/11/20 17:32	4.64	64.8	0.01	71.2	0.48
3/11/20 17:33	4.61	65.5	0.01	70.2	0.29
3/11/20 17:34	3.65	64.3	0.01	70.6	0.73
3/11/20 17:35	4.56	63.3	0.01	72.1	0.51

RM FIELD DATA

Client	Medline
Location	Waukegan, IL
Source	EO Control System
Date	3/11/2020

Clock Time	#1 Inlet Static (PSI)	#1 Inlet TC (Deg F)	Calc #1 Inlet DP 0.5 (in H2O)	#4 Inlet TC (Deg F)	#4 Inlet DP (in H2O)
3/11/20 17:36	3.80	65.4	0.01	71.7	0.34
3/11/20 17:37	4.58	66.0	0.01	71.0	0.34
3/11/20 17:38	4.55	63.8	0.01	71.3	0.15
3/11/20 17:39	4.57	64.4	0.01	72.4	0.22
3/11/20 17:40	3.45	65.9	0.01	73.0	0.48
3/11/20 17:41	3.53	63.1	0.01	71.7	0.26
3/11/20 17:42	4.55	64.5	0.01	71.9	0.30
3/11/20 17:43	4.53	63.3	0.01	73.0	0.32
3/11/20 17:44	4.56	64.3	0.01	72.3	0.30
3/11/20 17:45	4.51	65.4	0.01	69.1	0.35
3/11/20 17:46	4.51	63.6	0.01	71.9	0.17
3/11/20 17:47	4.54	63.9	0.01	72.0	0.58
3/11/20 17:48	4.52	63.0	0.01	70.1	0.23
3/11/20 17:49	3.70	63.6	0.01	69.9	0.28
3/11/20 17:50	4.51	63.8	0.01	70.9	0.43
3/11/20 17:51	4.48	64.2	0.01	71.9	0.31
3/11/20 17:52	4.52	64.3	0.01	73.8	0.46
3/11/20 17:53	4.14	64.5	0.01	71.4	0.47
3/11/20 17:54	3.03	63.6	0.01	72.3	0.40
3/11/20 17:55	4.51	63.6	0.01	72.7	0.44
3/11/20 17:56	4.33	64.7	0.01	73.2	0.42
3/11/20 17:57	3.58	63.0	0.01	69.9	0.31
3/11/20 17:58	4.49	64.7	0.01	72.2	0.29
3/11/20 17:59	3.81	65.5	0.01	72.8	0.40
3/11/20 18:00	4.44	62.0	0.01	72.4	0.46
3/11/20 18:01	4.47	65.8	0.01	70.9	0.24
3/11/20 18:02	4.49	64.2	0.01	72.9	0.27
3/11/20 18:03	4.44	62.7	0.01	72.2	0.20
3/11/20 18:04	4.46	63.5	0.01	71.8	0.41
3/11/20 18:05	3.93	63.6	0.01	70.6	0.66
3/11/20 18:06	4.31	65.1	0.01	71.5	0.38
3/11/20 18:07	4.47	65.1	0.01	70.7	0.68
3/11/20 18:08	4.01	61.8	0.01	71.9	0.26
3/11/20 18:09	4.14	61.5	0.01	71.4	0.31
3/11/20 18:10	4.46	62.6	0.01	71.9	0.23
3/11/20 18:11	4.46	62.6	0.01	72.9	0.28
3/11/20 18:12	4.42	60.8	0.01	73.0	0.30
3/11/20 18:13	4.34	62.8	0.01	70.0	0.32
3/11/20 18:14	3.04	67.0	0.01	70.8	0.28
3/11/20 18:15	4.46	64.1	0.01	69.1	0.20
3/11/20 18:16	4.24	62.3	0.01	69.8	0.45
3/11/20 18:17	2.88	62.8	0.01	69.6	0.46
3/11/20 18:18	4.43	62.5	0.01	70.4	0.30
3/11/20 18:19	4.42	61.2	0.01	70.3	0.35
3/11/20 18:20	4.42	61.9	0.01	72.0	0.63
3/11/20 18:21	4.40	61.9	0.01	70.3	0.30
3/11/20 18:22	4.41	62.2	0.01	70.8	0.45
3/11/20 18:23	3.21	60.3	0.01	71.2	0.26
3/11/20 18:24	4.39	63.2	0.01	71.3	0.41
3/11/20 18:25	4.43	62.3	0.01	69.4	0.31
3/11/20 18:26	3.55	61.4	0.01	70.7	0.60
3/11/20 18:27	4.39	62.5	0.01	71.7	0.21
3/11/20 18:28	3.19	64.8	0.01	70.8	0.15
3/11/20 18:29	4.39	62.7	0.01	70.7	0.23
3/11/20 18:30	4.40	62.2	0.01	70.7	0.28
3/11/20 18:31	4.42	60.3	0.01	71.1	0.39
3/11/20 18:32	4.39	63.4	0.01	70.4	0.36
3/11/20 18:33	4.40	62.9	0.01	71.8	0.52
3/11/20 18:34	4.41	62.7	0.01	70.5	0.34
3/11/20 18:35	4.39	62.2	0.01	71.5	0.50
3/11/20 18:36	4.39	60.5	0.01	68.0	0.43
3/11/20 18:37	3.41	63.5	0.01	68.9	0.30
3/11/20 18:38	4.40	60.7	0.01	69.7	0.45
3/11/20 18:39	4.38	60.9	0.01	69.6	0.55
3/11/20 18:40	4.38	61.1	0.01	71.4	0.41
3/11/20 18:41	4.38	63.4	0.01	70.7	0.73
3/11/20 18:42	3.14	61.4	0.01	70.8	0.35

RM FIELD DATA

Client	Medline
Location	Waukegan, IL
Source	EO Control System
Date	3/11/2020

Clock Time	#1 Inlet Static (PSI)	#1 Inlet TC (Deg F)	Calc #1 Inlet DP 0.5 (in H2O)	#4 Inlet TC (Deg F)	#4 Inlet DP (in H2O)
3/11/20 18:43	4.34	61.6	0.01	69.4	0.54

RM FIELD DATA

Client	Medline
Location	Waukegan, IL
Source	EO Control System
Date	3/12/2020

Clock Time	#1 Inlet Static (PSI)	#1 Inlet TC (Deg F)	Calc #1 Inlet DP 0.5 (in H2O)	#4 Inlet TC (Deg F)	#4 Inlet DP (in H2O)
3/12/20 6:31	4.91	54.6	0.04	59.0	0.14
3/12/20 6:32	4.44	56.1	-0.17	59.0	0.36
3/12/20 6:33	3.35	56.6	0.04	60.0	0.23
3/12/20 6:34	4.93	56.5	0.04	59.0	0.14
3/12/20 6:35	4.88	55.5	-0.60	58.1	0.12
3/12/20 6:36	4.66	55.2	-0.07	59.1	0.17
3/12/20 6:37	3.88	57.6	0.06	58.5	0.46
3/12/20 6:38	3.40	57.2	0.04	59.3	0.43
3/12/20 6:39	5.00	58.4	0.04	60.1	0.16
3/12/20 6:40	4.94	56.5	-0.80	59.6	0.28
3/12/20 6:41	4.81	59.9	-0.70	60.4	0.17
3/12/20 6:42	4.93	61.9	0.06	59.9	0.31
3/12/20 6:43	4.96	62.1	0.05	59.3	0.12
3/12/20 6:44	5.00	62.3	0.05	58.5	0.41
3/12/20 6:45	4.96	61.7	0.06	60.5	0.23
3/12/20 6:46	4.92	60.0	-0.78	59.0	0.16
3/12/20 6:47	4.97	62.3	0.03	58.5	0.24
3/12/20 6:48	3.28	65.1	0.05	58.3	0.25
3/12/20 6:49	4.97	63.8	-0.70	58.5	0.21
3/12/20 6:50	4.96	65.9	-0.74	59.3	0.19
3/12/20 6:51	4.92	64.0	0.04	60.2	0.10
3/12/20 6:52	4.88	62.0	0.03	59.2	0.28
3/12/20 6:53	4.98	59.4	0.04	60.3	0.25
3/12/20 6:54	4.97	58.0	0.05	60.2	0.11
3/12/20 6:55	3.48	58.3	0.05	60.4	0.11
3/12/20 6:56	4.05	59.9	0.04	59.9	0.14
3/12/20 6:57	4.44	59.5	0.00	59.8	0.27
3/12/20 6:58	3.19	61.4	0.06	58.0	0.29
3/12/20 6:59	4.96	57.5	0.05	58.8	0.29
3/12/20 7:00	4.89	57.8	-0.28	59.7	0.20
3/12/20 7:01	4.96	56.9	0.05	59.0	0.06
3/12/20 7:02	3.28	57.8	0.04	59.8	0.11
3/12/20 7:03	4.88	56.8	0.04	59.1	0.20
3/12/20 7:04	4.93	54.8	0.04	59.8	0.04
3/12/20 7:05	4.92	57.5	0.04	61.0	0.14
3/12/20 7:06	4.92	57.4	0.04	61.0	0.40
3/12/20 7:07	4.92	57.5	0.03	60.1	0.22
3/12/20 7:08	4.99	57.2	0.06	61.2	0.44
3/12/20 7:09	3.44	60.2	0.05	60.4	0.32
3/12/20 7:10	4.92	60.5	0.05	60.3	0.16
3/12/20 7:11	4.86	60.1	0.04	61.0	0.37
3/12/20 7:12	4.54	61.9	0.01	61.6	0.07
3/12/20 7:13	4.96	60.2	0.02	61.1	0.07
3/12/20 7:14	3.80	62.9	0.04	61.6	0.38
3/12/20 7:15	4.94	64.4	-0.46	58.6	0.01
3/12/20 7:16	4.97	60.7	-0.38	59.7	0.28
3/12/20 7:17	4.92	64.8	-0.63	61.1	0.29
3/12/20 7:18	4.90	63.2	-0.13	58.8	0.39
3/12/20 7:19	3.80	62.6	0.05	60.9	0.10
3/12/20 7:20	4.93	62.7	0.04	61.5	0.44
3/12/20 7:21	4.62	59.8	-0.02	60.7	0.12
3/12/20 7:22	4.99	60.2	0.04	60.0	0.17
3/12/20 7:23	4.93	60.2	0.05	60.8	0.26
3/12/20 7:24	4.88	60.8	-0.55	58.6	0.34
3/12/20 7:25	4.96	62.8	0.05	60.7	0.14
3/12/20 7:26	4.25	61.0	0.04	60.1	0.17
3/12/20 7:27	4.99	61.4	0.04	60.8	0.09
3/12/20 7:28	4.90	61.3	0.03	60.2	0.23
3/12/20 7:29	4.15	58.9	0.04	60.3	0.04
3/12/20 7:30	4.98	60.1	0.04	60.8	0.43
3/12/20 7:31	5.01	58.3	-0.66	61.3	0.27
3/12/20 7:32	4.93	62.2	0.04	60.2	0.09
3/12/20 7:33	4.94	62.7	-0.23	57.7	0.52
3/12/20 7:34	5.02	63.7	0.01	59.6	0.17
3/12/20 7:35	4.96	61.2	-0.43	58.2	0.28
3/12/20 7:36	4.90	62.0	0.04	60.2	0.14
3/12/20 7:37	4.88	59.8	-0.17	60.1	0.33

RM FIELD DATA

Client	Medline
Location	Waukegan, IL
Source	EO Control System
Date	3/12/2020

Clock Time	#1 Inlet Static (PSI)	#1 Inlet TC (Deg F)	Calc #1 Inlet DP 0.5 (in H2O)	#4 Inlet TC (Deg F)	#4 Inlet DP (in H2O)
3/12/20 7:38	4.94	60.5	-0.74	60.0	0.21
3/12/20 7:39	4.47	61.0	0.04	60.4	0.23
3/12/20 7:40	4.98	61.5	0.03	56.4	0.08
3/12/20 7:41	3.97	61.4	0.05	57.7	0.14
3/12/20 7:42	5.02	60.9	0.04	57.0	0.22
3/12/20 7:43	4.95	60.9	0.04	59.9	0.25
3/12/20 7:44	4.91	61.1	0.03	58.4	0.39
3/12/20 7:45	4.93	62.7	0.04	58.0	0.32
3/12/20 7:46	4.94	65.1	0.03	58.5	0.17
3/12/20 7:47	3.33	64.9	0.03	59.7	0.20
3/12/20 7:48	4.78	65.5	0.01	60.5	0.32
3/12/20 7:49	4.95	64.2	-0.65	59.5	0.20
3/12/20 7:50	3.84	62.6	0.05	59.6	0.12
3/12/20 7:51	4.96	63.6	0.05	56.4	0.21
3/12/20 7:52	4.57	62.6	0.03	56.8	0.46
3/12/20 7:53	4.99	63.0	0.04	59.1	0.32
3/12/20 7:54	4.95	60.7	0.03	59.6	0.10
3/12/20 7:55	4.97	61.5	0.045	57.8	0.30
3/12/20 7:56	4.98	63.3	-0.798	59.3	0.10
3/12/20 7:57	4.89	60.0	0.031	60.0	0.30
3/12/20 7:58	5.02	60.0	-0.426	60.1	0.20
3/12/20 7:59	4.94	60.0	0.037	59.3	0.20
3/12/20 8:00	4.59	60.9	-0.180	59.1	0.35
3/12/20 8:01	4.87	61.3	-0.757	60.5	0.30
3/12/20 8:02	4.06	61.7	0.033	59.9	0.18
3/12/20 8:03	4.99	61.2	0.050	60.1	0.14
3/12/20 8:04	4.98	61.4	0.035	60.1	0.34
3/12/20 8:05	4.92	59.9	0.036	60.8	0.24
3/12/20 8:06	4.94	61.7	0.042	60.1	0.37
3/12/20 8:07	4.94	60.6	-0.143	61.6	0.07
3/12/20 8:08	5.00	60.3	-0.652	57.5	0.32
3/12/20 8:09	4.54	61.7	-0.095	59.8	0.21
3/12/20 8:10	4.58	62.1	0.009	60.2	0.44
3/12/20 8:11	4.94	59.5	0.009	61.1	0.24
3/12/20 8:12	4.91	61.2	0.009	61.4	0.36
3/12/20 8:13	4.95	60.8	0.009	60.0	0.33
3/12/20 8:14	4.91	61.0	0.009	60.1	0.29
3/12/20 8:15	4.97	60.9	0.009	61.2	0.26
3/12/20 8:16	4.93	61.8	0.009	60.6	0.31
3/12/20 8:17	3.97	61.2	0.009	60.6	0.41
3/12/20 8:18	4.15	59.1	0.009	61.2	0.24
3/12/20 8:19	4.95	60.4	0.009	60.8	0.27
3/12/20 8:20	4.83	57.7	0.009	60.8	0.43
3/12/20 8:21	3.53	58.9	0.009	60.6	0.22
3/12/20 8:22	4.80	58.7	0.009	60.5	0.36
3/12/20 8:23	4.94	56.5	0.009	60.5	0.29
3/12/20 8:24	3.39	60.0	0.009	60.2	0.28
3/12/20 8:25	4.92	58.2	0.009	61.1	0.20
3/12/20 8:26	4.92	58.9	0.009	58.4	0.29
3/12/20 8:27	5.01	57.9	0.009	60.7	0.31
3/12/20 8:28	4.97	59.0	0.009	61.3	0.31
3/12/20 8:29	3.34	59.8	0.009	60.7	0.30
3/12/20 8:30	3.56	62.6	0.009	60.5	0.15
3/12/20 8:31	4.50	63.0	0.009	61.1	0.48
3/12/20 8:32	4.95	61.1	0.009	60.9	0.41
3/12/20 8:33	4.26	60.7	0.009	60.4	0.63
3/12/20 8:34	4.99	58.9	0.009	61.0	0.27
3/12/20 8:35	4.89	59.9	0.009	61.4	0.31
3/12/20 8:36	4.95	58.9	0.009	61.2	0.33
3/12/20 8:37	3.78	61.4	0.009	61.1	0.35
3/12/20 8:38	4.43	62.1	0.009	60.1	0.30
3/12/20 8:39	4.79	62.5	0.009	59.9	0.22
3/12/20 8:40	3.35	61.8	0.009	60.7	0.35
3/12/20 8:41	3.86	61.7	0.009	61.0	0.38
3/12/20 8:42	4.90	62.8	0.009	61.1	0.30
3/12/20 8:43	4.95	59.8	0.009	60.0	0.11
3/12/20 8:44	4.98	59.8	0.009	60.1	0.36

RM FIELD DATA

Client	Medline
Location	Waukegan, IL
Source	EO Control System
Date	3/12/2020

Clock Time	#1 Inlet Static (PSI)	#1 Inlet TC (Deg F)	Calc #1 Inlet DP 0.5 (in H2O)	#4 Inlet TC (Deg F)	#4 Inlet DP (in H2O)
3/12/20 8:45	5.02	61.0	0.009	60.3	0.49
3/12/20 8:46	3.96	62.8	0.009	60.7	0.35
3/12/20 8:47	4.94	61.2	0.009	61.1	0.40
3/12/20 8:48	4.96	62.8	0.009	60.3	0.32
3/12/20 8:49	4.93	62.2	0.009	59.7	0.38
3/12/20 8:50	3.54	62.3	0.009	60.0	0.22
3/12/20 8:51	4.04	59.9	0.009	59.7	0.49
3/12/20 8:52	4.99	61.1	0.009	59.9	0.71
3/12/20 8:53	4.98	59.1	0.009	61.2	0.36
3/12/20 8:54	4.97	59.1	0.009	60.9	0.31
3/12/20 8:55	5.01	61.4	0.009	59.9	0.46
3/12/20 8:56	5.01	60.3	0.009	60.4	0.37
3/12/20 8:57	3.62	60.1	0.009	60.9	0.27
3/12/20 8:58	4.92	62.5	0.009	60.8	0.39
3/12/20 8:59	5.03	62.7	0.009	61.2	0.42
3/12/20 9:00	4.78	62.6	0.009	61.8	0.32
3/12/20 9:01	4.97	63.6	0.009	60.6	0.71
3/12/20 9:02	4.97	62.8	0.009	61.8	0.28
3/12/20 9:03	3.40	62.3	0.009	61.5	0.34
3/12/20 9:04	5.03	62.2	0.009	61.5	0.20
3/12/20 9:05	5.02	63.7	0.009	59.8	0.16
3/12/20 9:06	5.01	62.5	0.009	59.7	0.33
3/12/20 9:07	4.26	64.0	0.009	61.5	0.31
3/12/20 9:08	5.03	61.1	0.009	61.4	0.30
3/12/20 9:09	4.97	62.6	0.009	62.0	0.54
3/12/20 9:10	5.04	63.1	0.009	61.2	0.27
3/12/20 9:11	5.05	63.6	0.009	61.3	0.38
3/12/20 9:12	5.04	64.7	0.009	62.0	0.26
3/12/20 9:13	4.97	62.4	0.009	61.6	0.12
3/12/20 9:14	4.67	65.0	0.009	61.3	0.19
3/12/20 9:15	4.99	64.8	0.009	61.9	0.46
3/12/20 9:16	4.96	62.5	0.009	60.4	0.15
3/12/20 9:17	4.95	64.7	0.009	60.3	0.19
3/12/20 9:18	5.03	64.3	0.009	60.6	0.27
3/12/20 9:19	5.03	66.0	0.009	60.2	0.38
3/12/20 9:20	4.16	66.7	0.009	60.8	0.42
3/12/20 9:21	3.57	66.2	0.009	60.7	0.20
3/12/20 9:22	4.99	63.1	0.009	60.6	0.29
3/12/20 9:23	5.01	64.3	0.009	60.3	0.37
3/12/20 9:24	5.04	64.2	0.009	60.3	0.36
3/12/20 9:25	5.04	63.8	0.009	61.3	0.27
3/12/20 9:26	5.08	64.7	0.009	61.5	0.21
3/12/20 9:27	5.01	67.7	0.009	60.6	0.51
3/12/20 9:28	5.00	67.2	0.009	59.3	0.27
3/12/20 9:29	5.07	65.8	0.009	59.6	0.27
3/12/20 9:30	5.02	68.6	0.009	61.0	0.34
3/12/20 9:31	5.00	66.4	0.009	61.7	0.43
3/12/20 9:32	5.04	67.0	0.009	60.7	0.28
3/12/20 9:33	5.03	66.9	0.009	62.0	0.44
3/12/20 9:34	5.05	65.6	0.009	56.0	0.10
3/12/20 9:35	5.00	65.4	0.009	54.6	0.27
3/12/20 9:36	4.86	66.0	0.009	49.3	0.17
3/12/20 9:37	5.04	66.9	0.009	48.0	0.21
3/12/20 9:38	5.02	67.7	0.009	47.1	0.50
3/12/20 9:39	4.97	65.8	0.009	47.7	0.40
3/12/20 9:40	5.00	69.1	0.009	53.3	0.24
3/12/20 9:41	4.35	67.1	0.009	57.4	0.28
3/12/20 9:42	5.02	67.6	0.009	56.2	0.22
3/12/20 9:43	4.97	69.2	0.009	57.9	0.18
3/12/20 9:44	5.00	65.7	0.009	59.1	0.29
3/12/20 9:45	3.52	64.9	0.009	59.5	0.34
3/12/20 9:46	4.96	64.7	0.009	60.2	0.20
3/12/20 9:47	4.99	64.1	0.009	59.3	0.25
3/12/20 9:48	4.97	65.7	0.009	60.6	0.40
3/12/20 9:49	5.02	65.0	0.009	60.3	0.25
3/12/20 9:50	5.04	61.1	0.009	60.5	0.22
3/12/20 9:51	5.03	64.2	0.009	60.1	0.42

RM FIELD DATA

Client	Medline
Location	Waukegan, IL
Source	EO Control System
Date	3/12/2020

Clock Time	#1 Inlet Static (PSI)	#1 Inlet TC (Deg F)	Calc #1 Inlet DP 0.5 (in H2O)	#4 Inlet TC (Deg F)	#4 Inlet DP (in H2O)
3/12/20 9:52	3.43	63.1	0.009	60.6	0.24
3/12/20 9:53	5.03	65.0	0.009	61.3	0.45
3/12/20 9:54	5.07	64.6	0.009	61.4	0.38
3/12/20 9:55	4.76	66.1	0.009	61.6	0.49
3/12/20 9:56	5.03	65.3	0.009	60.2	0.24
3/12/20 9:57	5.05	63.5	0.009	61.7	0.57
3/12/20 9:58	4.35	66.3	0.009	61.0	0.29
3/12/20 9:59	5.10	67.0	0.009	60.6	0.20
3/12/20 10:00	5.08	65.0	0.009	61.0	0.12
3/12/20 10:01	5.04	66.1	0.009	60.6	0.21
3/12/20 10:02	3.49	67.4	0.009	61.6	0.15
3/12/20 10:03	5.10	67.6	0.009	60.5	0.37
3/12/20 10:04	5.01	65.1	0.009	61.5	0.19
3/12/20 10:05	4.89	66.3	0.009	61.5	0.38
3/12/20 10:06	4.94	65.4	0.009	61.2	0.35
3/12/20 10:07	5.00	63.9	0.009	61.8	0.36
3/12/20 10:08	4.90	64.5	0.009	60.9	0.56
3/12/20 10:09	4.91	66.2	0.009	62.0	0.28
3/12/20 10:10	4.91	65.7	0.009	61.6	0.31
3/12/20 10:11	4.96	65.0	0.009	62.0	0.28
3/12/20 10:12	4.60	63.5	0.009	62.3	0.26
3/12/20 10:13	4.96	64.9	0.009	63.7	0.35
3/12/20 10:14	4.06	61.9	0.009	62.5	0.29
3/12/20 10:15	4.92	64.2	0.009	62.7	0.30
3/12/20 10:16	4.96	64.4	0.009	62.6	0.48
3/12/20 10:17	3.81	69.1	0.009	63.3	0.36
3/12/20 10:18	4.96	68.6	0.009	63.4	0.37
3/12/20 10:19	4.97	70.2	0.009	63.7	0.27
3/12/20 10:20	3.45	71.3	0.009	62.2	0.25
3/12/20 10:21	3.96	69.8	0.009	63.0	0.39
3/12/20 10:22	5.01	72.4	0.009	62.9	0.25
3/12/20 10:23	4.95	71.0	0.009	60.3	0.31
3/12/20 10:24	4.92	68.9	0.009	62.7	0.42
3/12/20 10:25	5.01	70.4	0.009	62.8	0.37
3/12/20 10:26	4.99	68.3	0.009	62.8	0.13
3/12/20 10:27	4.95	66.0	0.009	63.1	0.15
3/12/20 10:28	4.89	65.3	0.009	63.1	0.13
3/12/20 10:29	3.74	66.7	0.009	63.7	0.28
3/12/20 10:30	4.95	65.4	0.009	63.6	0.32
3/12/20 10:31	4.90	64.2	0.009	63.8	0.46
3/12/20 10:32	4.96	65.6	0.009	63.0	0.23
3/12/20 10:33	3.71	62.8	0.009	62.2	0.36
3/12/20 10:34	4.87	64.9	0.009	62.4	0.19
3/12/20 10:35	4.47	68.7	0.009	61.4	0.69
3/12/20 10:36	4.97	70.4	0.009	62.7	0.49
3/12/20 10:37	5.00	72.3	0.009	61.3	0.17
3/12/20 10:38	4.84	69.7	0.009	62.1	0.14
3/12/20 10:39	3.67	72.1	0.009	63.2	0.52
3/12/20 10:40	4.95	69.1	0.009	61.8	0.60
3/12/20 10:41	4.95	70.9	0.009	62.6	0.35
3/12/20 10:42	4.62	72.3	0.009	63.1	0.42
3/12/20 10:43	3.40	73.2	0.009	61.8	0.22
3/12/20 10:44	5.03	71.2	0.009	63.3	0.29
3/12/20 10:45	4.99	68.9	0.009	64.3	0.23
3/12/20 10:46	4.91	69.7	0.009	63.0	0.45
3/12/20 10:47	4.96	70.5	0.009	64.2	0.29
3/12/20 10:48	4.82	65.6	0.009	63.7	0.33
3/12/20 10:49	4.96	68.3	0.009	63.6	0.32
3/12/20 10:50	4.93	66.0	0.009	64.5	0.37
3/12/20 10:51	3.87	65.5	0.009	63.7	0.38
3/12/20 10:52	4.97	67.6	0.009	63.1	0.28
3/12/20 10:53	5.00	65.4	0.009	63.3	0.25
3/12/20 10:54	3.43	65.1	0.009	63.4	0.22
3/12/20 10:55	4.88	62.9	0.009	64.3	0.46
3/12/20 10:56	4.91	65.8	0.009	64.5	0.32
3/12/20 10:57	4.95	69.4	0.009	64.8	0.36
3/12/20 10:58	4.93	69.4	0.009	62.6	0.32

RM FIELD DATA

Client	Medline
Location	Waukegan, IL
Source	EO Control System
Date	3/12/2020

Clock Time	#1 Inlet Static (P5I)	#1 Inlet TC (Deg F)	Calc #1 Inlet DP 0.5 (in H2O)	#4 Inlet TC (Deg F)	#4 Inlet DP (in H2O)
3/12/20 10:59	4.95	72.2	0.009	63.7	0.29
3/12/20 11:00	5.00	69.2	0.009	64.3	0.19
3/12/20 11:01	5.03	68.5	0.009	64.1	0.43
3/12/20 11:02	5.01	67.8	0.009	64.1	0.46
3/12/20 11:03	5.02	73.6	0.009	64.4	0.20
3/12/20 11:04	4.99	72.1	0.009	65.0	0.25
3/12/20 11:05	3.59	73.7	0.009	64.1	0.48
3/12/20 11:06	5.01	72.1	0.009	62.9	0.54
3/12/20 11:07	4.00	74.1	0.009	64.7	0.24
3/12/20 11:08	4.27	74.0	0.009	64.0	0.21
3/12/20 11:09	4.65	73.8	0.009	64.1	0.35
3/12/20 11:10	5.04	74.0	0.009	64.2	0.13
3/12/20 11:11	4.88	70.7	0.009	64.2	0.14
3/12/20 11:12	4.93	70.4	0.009	64.4	0.60
3/12/20 11:13	4.98	67.8	0.009	63.8	0.33
3/12/20 11:14	4.96	67.9	0.009	65.0	0.39
3/12/20 11:15	4.95	67.4	0.009	64.9	0.34
3/12/20 11:16	4.76	67.5	0.009	64.9	0.33
3/12/20 11:17	4.93	64.8	0.009	64.5	0.38
3/12/20 11:18	4.94	67.6	0.009	65.3	0.34
3/12/20 11:19	5.01	69.4	0.009	64.3	0.54
3/12/20 11:20	4.94	69.9	0.009	63.5	0.36
3/12/20 11:21	3.46	75.1	0.009	64.9	0.23
3/12/20 11:22	4.25	71.5	0.009	64.5	0.71
3/12/20 11:23	5.05	74.9	0.009	64.9	0.36
3/12/20 11:24	5.03	70.5	0.009	64.6	0.22
3/12/20 11:25	5.02	72.9	0.009	64.8	0.25
3/12/20 11:26	4.98	75.2	0.009	63.7	0.21
3/12/20 11:27	5.04	76.1	0.009	63.8	0.40
3/12/20 11:28	5.01	73.1	0.009	63.5	0.42
3/12/20 11:29	4.58	75.9	0.009	63.3	0.22
3/12/20 11:30	5.07	74.1	0.009	65.0	0.24
3/12/20 11:31	4.18	74.8	0.009	64.9	0.34
3/12/20 11:32	5.03	77.0	0.009	64.2	0.34
3/12/20 11:33	4.74	72.2	0.009	64.5	0.35
3/12/20 11:34	4.96	70.8	0.009	64.8	0.35
3/12/20 11:35	5.00	71.6	0.009	65.4	0.38
3/12/20 11:36	4.92	69.5	0.009	66.1	0.20
3/12/20 11:37	3.66	67.3	0.009	64.8	0.28
3/12/20 11:38	4.90	68.5	0.009	63.5	0.23
3/12/20 11:39	4.90	65.6	0.009	65.3	0.23
3/12/20 11:40	4.00	69.0	0.009	65.9	0.25
3/12/20 11:41	4.50	71.4	0.009	65.4	0.28
3/12/20 11:42	4.67	73.9	0.009	65.1	0.21
3/12/20 11:43	4.96	73.1	0.009	64.3	0.33
3/12/20 11:44	3.92	72.8	0.009	64.1	0.16
3/12/20 11:45	4.99	74.3	0.009	65.3	0.20
3/12/20 11:46	5.08	74.8	0.009	65.5	0.69
3/12/20 11:47	4.98	74.9	0.009	65.8	0.12
3/12/20 11:48	5.06	76.3	0.009	65.0	0.15
3/12/20 11:49	4.95	73.4	0.009	64.6	0.23
3/12/20 11:50	5.03	76.2	0.009	63.9	0.14
3/12/20 11:51	4.99	77.1	0.009	65.0	0.30
3/12/20 11:52	5.01	75.8	0.009	61.2	0.19
3/12/20 11:53	4.99	77.5	0.009	63.6	0.32
3/12/20 11:54	5.09	76.5	0.009	65.5	0.32
3/12/20 11:55	5.00	77.4	0.009	64.7	0.57
3/12/20 11:56	4.95	72.0	0.009	65.3	0.24
3/12/20 11:57	3.34	72.0	0.009	65.5	0.27
3/12/20 11:58	4.93	71.9	0.009	64.4	0.44
3/12/20 11:59	4.35	69.1	0.009	64.4	0.42
3/12/20 12:00	4.97	70.3	0.009	64.1	0.21
3/12/20 12:01	4.90	66.4	0.009	63.7	0.23
3/12/20 12:02	4.94	69.2	0.009	65.4	0.36
3/12/20 12:03	4.55	73.8	0.009	65.6	0.15
3/12/20 12:04	3.84	74.2	0.009	65.8	0.44
3/12/20 12:05	4.92	76.3	0.009	65.9	0.33

RM FIELD DATA

Client	Medline
Location	Waukegan, IL
Source	EO Control System
Date	3/12/2020

Clock Time	#1 Inlet Static (PSI)	#1 Inlet TC (Deg F)	Calc #1 Inlet DP 0.5 (in H2O)	#4 Inlet TC (Deg F)	#4 Inlet DP (in H2O)
3/12/20 12:06	5.05	73.3	0.009	64.8	0.30
3/12/20 12:07	4.68	73.8	0.009	60.2	0.29
3/12/20 12:08	5.05	73.1	0.009	57.1	0.30
3/12/20 12:09	5.03	74.9	0.009	60.7	0.64
3/12/20 12:10	5.04	74.1	0.009	58.3	0.18
3/12/20 12:11	5.14	76.3	0.009	55.7	0.15
3/12/20 12:12	3.92	78.0	0.009	55.7	0.44
3/12/20 12:13	5.02	74.5	0.009	58.6	0.17
3/12/20 12:14	5.00	76.1	0.009	61.1	0.32
3/12/20 12:15	5.08	75.6	0.009	61.6	0.23
3/12/20 12:16	4.31	77.2	0.009	62.6	0.13
3/12/20 12:17	5.03	74.3	0.009	61.2	0.39
3/12/20 12:18	4.93	72.4	0.009	62.4	0.53
3/12/20 12:19	4.97	72.2	0.009	62.6	0.29
3/12/20 12:20	4.97	72.8	0.009	63.1	0.33
3/12/20 12:21	3.52	71.6	0.009	63.7	0.33
3/12/20 12:22	4.81	70.0	0.009	62.8	0.67
3/12/20 12:23	4.48	67.4	0.009	64.1	0.36
3/12/20 12:24	3.93	70.4	0.009	64.1	0.27
3/12/20 12:25	4.94	72.9	0.009	63.7	0.21
3/12/20 12:26	3.73	73.8	0.009	63.6	0.35
3/12/20 12:27	4.95	72.6	0.009	63.8	0.13
3/12/20 12:28	5.01	73.7	0.009	62.9	0.31
3/12/20 12:29	5.01	72.6	0.009	64.2	0.28
3/12/20 12:30	5.07	72.6	0.009	64.3	0.28
3/12/20 12:31	5.09	71.0	0.009	65.1	0.55
3/12/20 12:32	5.16	73.4	0.009	64.7	0.15
3/12/20 12:33	5.14	75.3	0.009	64.2	0.25
3/12/20 12:34	4.75	77.1	0.009	64.8	0.46
3/12/20 12:35	5.09	75.8	0.009	65.9	0.42
3/12/20 12:36	5.09	75.0	0.009	65.2	0.31
3/12/20 12:37	3.82	75.7	0.009	64.8	0.18
3/12/20 12:38	3.63	75.5	0.009	63.8	0.30
3/12/20 12:39	5.04	75.9	0.009	63.9	0.54
3/12/20 12:40	4.80	73.3	0.009	64.3	0.31
3/12/20 12:41	5.02	72.6	0.009	65.0	0.54
3/12/20 12:42	5.03	72.2	0.009	64.5	0.31
3/12/20 12:43	4.93	70.0	0.009	64.0	0.32
3/12/20 12:44	4.93	68.3	0.009	65.7	0.52
3/12/20 12:45	4.94	68.1	0.009	65.0	0.28
3/12/20 12:46	4.95	69.3	0.009	65.9	0.30
3/12/20 12:47	5.00	70.3	0.009	65.7	0.17
3/12/20 12:48	4.96	75.6	0.009	65.3	0.50
3/12/20 12:49	4.90	75.9	0.009	66.3	0.17
3/12/20 12:50	3.53	73.6	0.009	65.5	0.42
3/12/20 12:51	4.69	73.2	0.009	66.5	0.19
3/12/20 12:52	5.06	76.4	0.009	66.3	0.35
3/12/20 12:53	5.10	72.1	0.009	65.0	0.42
3/12/20 12:54	5.13	76.3	0.009	64.1	0.28
3/12/20 12:55	3.65	76.2	0.009	64.0	0.24
3/12/20 12:56	3.98	77.7	0.009	64.0	0.53
3/12/20 12:57	5.11	74.0	0.009	63.1	0.30
3/12/20 12:58	5.02	74.2	0.009	63.2	0.29
3/12/20 12:59	4.69	75.1	0.009	63.0	0.36
3/12/20 13:00	5.10	75.5	0.009	62.3	0.34
3/12/20 13:01	3.63	78.1	0.009	63.7	0.49
3/12/20 13:02	3.55	73.0	0.009	60.5	0.26
3/12/20 13:03	5.04	72.0	0.009	61.8	0.11
3/12/20 13:04	5.01	72.4	0.009	61.9	0.27
3/12/20 13:05	4.94	71.3	0.009	62.7	0.15
3/12/20 13:06	4.57	71.3	0.009	61.5	0.39
3/12/20 13:07	3.38	69.0	0.009	62.1	0.31
3/12/20 13:08	4.92	68.8	0.009	61.6	0.35
3/12/20 13:09	5.02	74.3	0.009	62.3	0.42
3/12/20 13:10	4.95	73.7	0.009	62.8	0.40
3/12/20 13:11	4.33	73.9	0.009	63.3	0.25
3/12/20 13:12	4.91	72.1	0.009	63.5	0.61

RM FIELD DATA

Client	Medline
Location	Waukegan, IL
Source	EO Control System
Date	3/12/2020

Clock Time	#1 Inlet Static (PSI)	#1 Inlet TC (Deg F)	Calc #1 Inlet DP 0.5 (in H2O)	#4 Inlet TC (Deg F)	#4 Inlet DP (in H2O)
3/12/20 13:13	5.07	73.3	0.009	61.1	0.39
3/12/20 13:14	5.05	73.2	0.009	61.3	0.36
3/12/20 13:15	4.67	74.1	0.009	61.6	0.66
3/12/20 13:16	4.39	74.5	0.009	62.1	0.35
3/12/20 13:17	5.10	74.3	0.009	62.0	0.25
3/12/20 13:18	5.08	76.9	0.009	62.2	0.36
3/12/20 13:19	5.11	73.3	0.009	61.5	0.39
3/12/20 13:20	5.04	75.6	0.009	62.4	0.27
3/12/20 13:21	5.14	75.6	0.009	62.5	0.18
3/12/20 13:22	3.86	74.8	0.009	62.5	0.47
3/12/20 13:23	5.05	75.4	0.009	61.8	0.56
3/12/20 13:24	5.06	75.8	0.009	63.0	0.34
3/12/20 13:25	5.04	72.4	0.009	63.0	0.41
3/12/20 13:26	3.52	73.0	0.009	62.6	0.27
3/12/20 13:27	4.97	71.9	0.009	62.3	0.14
3/12/20 13:28	4.07	70.1	0.009	63.2	0.10
3/12/20 13:29	5.00	70.3	0.009	63.3	0.39
3/12/20 13:30	4.98	70.7	0.009	62.6	0.44
3/12/20 13:31	4.97	70.9	0.009	63.1	0.17
3/12/20 13:32	5.02	71.9	0.009	62.4	0.28
3/12/20 13:33	4.97	73.0	0.009	62.8	0.34
3/12/20 13:34	4.58	74.8	0.009	63.4	0.35
3/12/20 13:35	5.06	71.7	0.009	62.7	0.22
3/12/20 13:36	3.97	74.3	0.009	62.5	0.36
3/12/20 13:37	5.15	72.3	0.009	62.9	0.25
3/12/20 13:38	3.84	75.6	0.009	62.9	0.10
3/12/20 13:39	5.10	74.6	0.009	63.2	0.27
3/12/20 13:40	3.58	75.1	0.009	63.1	0.42
3/12/20 13:41	5.11	73.7	0.009	64.0	0.11
3/12/20 13:42	4.92	75.1	0.009	63.6	0.31
3/12/20 13:43	3.64	75.8	0.009	63.1	0.20
3/12/20 13:44	4.39	77.3	0.009	63.3	0.19
3/12/20 13:45	5.09	74.3	0.009	62.7	0.21
3/12/20 13:46	5.04	73.9	0.009	63.1	0.28
3/12/20 13:47	4.96	72.1	0.009	64.2	0.18
3/12/20 13:48	4.99	72.4	0.009	63.3	0.20
3/12/20 13:49	4.98	72.2	0.009	63.8	0.20
3/12/20 13:50	5.00	70.0	0.009	63.9	0.19
3/12/20 13:51	4.92	70.6	0.009	63.5	0.35
3/12/20 13:52	4.00	70.2	0.009	64.0	0.39
3/12/20 13:53	4.95	73.0	0.009	63.4	0.30
3/12/20 13:54	4.93	72.2	0.009	63.2	0.14
3/12/20 13:55	3.56	72.9	0.009	63.8	0.48
3/12/20 13:56	4.59	71.8	0.009	62.7	0.40
3/12/20 13:57	4.94	72.6	0.009	63.1	0.42
3/12/20 13:58	5.01	73.0	0.009	64.1	0.23
3/12/20 13:59	4.98	71.5	0.009	64.4	0.36
3/12/20 14:00	5.02	69.2	0.009	64.1	0.34
3/12/20 14:01	4.40	73.9	0.009	63.7	0.50
3/12/20 14:02	5.08	72.0	0.009	64.0	0.24
3/12/20 14:03	5.08	72.6	0.009	63.9	0.14
3/12/20 14:04	5.04	72.4	0.009	64.1	0.27
3/12/20 14:05	5.06	72.4	0.009	63.7	0.33
3/12/20 14:06	4.60	72.3	0.009	62.7	0.15
3/12/20 14:07	5.04	70.8	0.009	63.7	0.26
3/12/20 14:08	5.07	71.2	0.009	64.0	0.55
3/12/20 14:09	4.28	70.3	0.009	64.2	0.21
3/12/20 14:10	5.00	71.2	0.009	63.5	0.24
3/12/20 14:11	4.98	69.1	0.009	64.3	0.24
3/12/20 14:12	5.01	67.7	0.009	63.2	0.19
3/12/20 14:13	4.94	65.5	0.009	64.3	0.30
3/12/20 14:14	4.94	68.3	0.009	63.9	0.51
3/12/20 14:15	4.97	67.6	0.009	64.9	0.23
3/12/20 14:16	4.98	70.9	0.009	64.3	0.48
3/12/20 14:17	4.89	69.9	0.009	64.9	0.10
3/12/20 14:18	4.92	72.3	0.009	63.9	0.28
3/12/20 14:19	4.94	69.6	0.009	64.0	0.29

RM FIELD DATA

Client	Medline
Location	Waukegan, IL
Source	EO Control System
Date	3/12/2020

Clock Time	#1 Inlet Static (P5I)	#1 Inlet TC (Deg F)	Calc #1 Inlet DP 0.5 (in H2O)	#4 Inlet TC (Deg F)	#4 Inlet DP (in H2O)
3/12/20 14:20	4.97	70.3	0.009	64.0	0.38
3/12/20 14:21	5.02	68.5	0.009	64.5	0.10
3/12/20 14:22	4.86	68.1	0.009	64.9	0.27
3/12/20 14:23	3.63	69.3	0.009	64.2	0.49
3/12/20 14:24	4.91	70.8	0.009	64.5	0.16
3/12/20 14:25	5.07	69.6	0.009	63.4	0.55
3/12/20 14:26	5.01	68.9	0.009	64.4	0.33
3/12/20 14:27	5.01	69.9	0.009	64.4	0.78
3/12/20 14:28	4.99	66.4	0.009	64.3	0.47
3/12/20 14:29	5.07	66.6	0.009	65.0	0.33
3/12/20 14:30	5.00	68.0	0.009	64.2	0.26
3/12/20 14:31	5.00	66.0	0.009	63.6	0.24
3/12/20 14:32	4.99	68.2	0.009	63.7	0.16
3/12/20 14:33	4.94	66.6	0.009	63.2	0.45
3/12/20 14:34	4.84	65.2	0.009	63.5	0.50
3/12/20 14:35	4.98	66.4	0.009	64.9	0.41
3/12/20 14:36	4.92	65.8	0.009	64.7	0.20
3/12/20 14:37	4.96	68.8	0.009	64.8	0.14
3/12/20 14:38	4.98	68.7	0.009	64.8	0.13
3/12/20 14:39	4.96	69.6	0.009	64.8	0.54
3/12/20 14:40	4.92	68.9	0.009	65.1	0.38
3/12/20 14:41	4.84	70.8	0.009	64.8	0.34
3/12/20 14:42	4.94	68.1	0.009	65.0	0.17
3/12/20 14:43	4.98	70.0	0.009	65.1	0.11
3/12/20 14:44	5.04	69.7	0.009	65.5	0.50
3/12/20 14:45	3.79	70.3	0.009	65.4	0.31
3/12/20 14:46	5.03	66.8	0.009	65.1	0.24
3/12/20 14:47	3.45	67.4	0.009	64.6	0.13
3/12/20 14:48	4.42	69.0	0.009	64.6	0.26
3/12/20 14:49	4.83	70.1	0.009	65.2	0.35
3/12/20 14:50	5.00	67.7	0.009	64.4	0.32
3/12/20 14:51	3.46	69.0	0.009	65.2	0.22
3/12/20 14:52	4.48	68.8	0.009	64.3	0.35
3/12/20 14:53	3.96	67.6	0.009	65.0	0.21
3/12/20 14:54	4.97	69.2	0.009	65.5	0.14
3/12/20 14:55	4.99	66.1	0.009	65.2	0.44
3/12/20 14:56	3.41	67.3	0.009	65.3	0.54
3/12/20 14:57	4.93	65.5	0.009	66.5	0.53
3/12/20 14:58	3.59	66.0	0.009	66.6	0.20
3/12/20 14:59	4.91	69.3	0.009	66.6	0.29
3/12/20 15:00	4.94	68.0	0.009	65.5	0.21
3/12/20 15:01	3.76	67.5	0.009	65.3	0.18
3/12/20 15:02	4.95	70.3	0.009	66.0	0.35
3/12/20 15:03	4.86	68.4	0.009	66.3	0.32
3/12/20 15:04	3.67	66.9	0.009	66.3	0.33
3/12/20 15:05	3.80	69.3	0.009	65.3	0.27
3/12/20 15:06	3.43	68.3	0.009	66.1	0.16
3/12/20 15:07	5.01	67.5	0.009	66.8	0.25
3/12/20 15:08	5.01	68.7	0.009	66.5	0.44
3/12/20 15:09	4.99	66.7	0.009	65.6	0.39
3/12/20 15:10	4.98	67.1	0.009	66.6	0.45
3/12/20 15:11	5.05	67.7	0.009	66.3	0.54
3/12/20 15:12	5.01	68.0	0.009	66.4	0.60
3/12/20 15:13	3.60	67.6	0.009	63.7	0.20
3/12/20 15:14	5.05	67.4	0.009	65.4	0.43
3/12/20 15:15	4.95	65.3	0.009	65.1	0.47
3/12/20 15:16	3.60	66.5	0.009	66.1	0.23
3/12/20 15:17	4.26	67.5	0.009	66.0	0.36
3/12/20 15:18	4.81	66.4	0.009	65.5	0.57
3/12/20 15:19	4.79	65.9	0.009	66.0	0.20
3/12/20 15:20	4.68	67.3	0.009	65.9	0.25
3/12/20 15:21	4.46	66.7	0.009	65.6	0.55
3/12/20 15:22	3.21	65.6	0.009	65.8	0.14
3/12/20 15:23	3.81	67.1	0.009	66.8	0.46
3/12/20 15:24	4.67	68.4	0.009	65.3	0.38
3/12/20 15:25	4.66	64.5	0.009	66.5	0.29
3/12/20 15:26	4.98	65.8	0.009	66.1	0.14

RM FIELD DATA

Client	Medline
Location	Waukegan, IL
Source	EO Control System
Date	3/12/2020

Clock Time	#1 Inlet Static (PSI)	#1 Inlet TC (Deg F)	Calc #1 Inlet DP 0.5 (in H2O)	#4 Inlet TC (Deg F)	#4 Inlet DP (in H2O)
3/12/20 15:27	3.58	66.4	0.009	66.3	0.11
3/12/20 15:28	4.99	66.4	0.009	66.2	0.37
3/12/20 15:29	5.05	66.7	0.009	66.3	0.36
3/12/20 15:30	4.99	64.6	0.009	66.6	0.27
3/12/20 15:31	4.05	65.4	0.009	66.2	0.33
3/12/20 15:32	5.07	67.3	0.009	66.7	0.25
3/12/20 15:33	5.05	68.6	0.009	65.5	0.28
3/12/20 15:34	4.98	67.8	0.009	65.9	0.34
3/12/20 15:35	5.07	63.9	0.009	65.5	0.29
3/12/20 15:36	5.05	64.9	0.009	67.5	0.22
3/12/20 15:37	4.97	65.7	0.009	66.3	0.24
3/12/20 15:38	4.99	63.8	0.009	66.3	0.29
3/12/20 15:39	4.03	66.2	0.009	66.4	0.36
3/12/20 15:40	4.79	63.1	0.009	66.9	0.33
3/12/20 15:41	4.78	66.0	0.009	66.5	0.29
3/12/20 15:42	4.09	64.3	0.009	66.7	0.29
3/12/20 15:43	4.74	64.9	0.009	66.2	0.29
3/12/20 15:44	3.22	66.3	0.009	66.1	0.36
3/12/20 15:45	4.67	62.5	0.009	66.8	0.15
3/12/20 15:46	4.59	63.2	0.009	66.0	0.38
3/12/20 15:47	3.29	67.4	0.009	66.8	0.53
3/12/20 15:48	4.38	65.2	0.009	65.6	0.23
3/12/20 15:49	4.96	66.2	0.009	66.4	0.41
3/12/20 15:50	4.98	66.9	0.009	65.9	0.53
3/12/20 15:51	4.89	66.5	0.009	65.9	0.15
3/12/20 15:52	5.04	64.9	0.009	67.2	0.41
3/12/20 15:53	4.61	66.5	0.009	66.4	0.30
3/12/20 15:54	3.83	64.9	0.009	66.9	0.37
3/12/20 15:55	5.02	65.0	0.009	66.6	0.28
3/12/20 15:56	5.04	64.2	0.009	66.5	0.43
3/12/20 15:57	4.03	62.4	0.009	67.3	0.35
3/12/20 15:58	5.04	65.0	0.009	69.0	0.32
3/12/20 15:59	5.02	64.9	0.009	68.8	0.45
3/12/20 16:00	5.01	63.6	0.009	67.8	0.47
3/12/20 16:01	4.99	66.3	0.009	68.3	0.70
3/12/20 16:02	4.91	63.6	0.009	70.0	0.40
3/12/20 16:03	4.67	61.4	0.009	69.6	0.49
3/12/20 16:04	4.74	63.8	0.009	69.1	0.33
3/12/20 16:05	4.71	63.2	0.009	70.6	0.52
3/12/20 16:06	4.72	63.3	0.009	69.5	0.39
3/12/20 16:07	4.74	66.0	0.009	69.7	0.23
3/12/20 16:08	4.74	63.9	0.009	68.6	0.32
3/12/20 16:09	4.49	63.5	0.009	68.2	0.44
3/12/20 16:10	4.69	65.2	0.009	69.3	0.23
3/12/20 16:11	4.94	64.7	0.009	70.3	0.27
3/12/20 16:12	3.57	67.8	0.009	69.3	0.57
3/12/20 16:13	4.64	67.8	0.009	69.1	0.43
3/12/20 16:14	5.02	66.9	0.009	68.0	0.30
3/12/20 16:15	5.04	66.3	0.009	69.1	0.45
3/12/20 16:16	5.00	64.5	0.009	69.5	0.46
3/12/20 16:17	5.01	65.5	0.009	68.2	0.22
3/12/20 16:18	5.04	65.8	0.009	69.8	0.44
3/12/20 16:19	5.03	65.6	0.009	68.7	0.29
3/12/20 16:20	5.04	64.7	0.009	68.7	0.43
3/12/20 16:21	4.97	67.2	0.009	68.8	0.22
3/12/20 16:22	4.94	65.6	0.009	68.5	0.30
3/12/20 16:23	4.96	62.1	0.009	69.2	0.36
3/12/20 16:24	4.96	63.3	0.009	68.1	0.54
3/12/20 16:25	3.97	62.6	0.009	69.8	0.13
3/12/20 16:26	3.68	62.2	0.009	70.3	0.20
3/12/20 16:27	4.35	63.3	0.009	68.4	0.46
3/12/20 16:28	4.77	61.7	0.009	68.9	0.23
3/12/20 16:29	4.73	59.8	0.009	70.9	0.23
3/12/20 16:30	4.77	64.6	0.009	66.7	0.41
3/12/20 16:31	4.61	63.2	0.009	68.0	0.43
3/12/20 16:32	3.48	64.6	0.009	69.1	0.25
3/12/20 16:33	5.04	64.4	0.009	68.0	0.27

RM FIELD DATA

Client	Medline
Location	Waukegan, IL
Source	EO Control System
Date	3/12/2020

Clock Time	#1 Inlet Static (PSI)	#1 Inlet TC (Deg F)	Calc #1 Inlet DP 0.5 (in H2O)	#4 Inlet TC (Deg F)	#4 Inlet DP (in H2O)
3/12/20 16:34	3.44	65.7	0.009	69.7	0.17
3/12/20 16:35	4.90	63.4	0.009	70.5	0.22
3/12/20 16:36	4.98	64.5	0.009	68.1	0.28
3/12/20 16:37	4.98	62.5	0.009	67.9	0.20
3/12/20 16:38	5.04	64.4	0.009	69.9	0.26
3/12/20 16:39	4.71	63.1	0.009	67.7	0.40
3/12/20 16:40	5.02	63.7	0.009	69.5	0.21
3/12/20 16:41	4.99	65.5	0.009	68.7	0.19
3/12/20 16:42	4.96	64.6	0.009	68.8	0.29
3/12/20 16:43	3.60	65.2	0.009	68.3	0.30
3/12/20 16:44	3.34	63.5	0.009	69.7	0.42
3/12/20 16:45	4.79	60.2	0.009	70.4	0.23
3/12/20 16:46	3.87	63.5	0.009	69.1	0.32
3/12/20 16:47	4.81	60.4	0.009	69.8	0.42
3/12/20 16:48	4.85	61.3	0.009	70.9	0.28
3/12/20 16:49	4.76	61.2	0.009	70.6	0.13
3/12/20 16:50	4.75	59.9	0.009	68.7	0.41
3/12/20 16:51	4.82	62.1	0.009	69.7	0.23
3/12/20 16:52	4.75	62.1	0.009	70.1	0.34
3/12/20 16:53	4.69	62.5	0.009	69.1	0.52
3/12/20 16:54	4.74	61.2	0.009	69.3	0.19
3/12/20 16:55	4.34	60.0	0.009	70.0	0.40
3/12/20 16:56	4.94	60.8	0.009	69.2	0.37
3/12/20 16:57	3.50	63.5	0.009	69.0	0.36
3/12/20 16:58	4.31	66.1	0.009	69.9	0.29
3/12/20 16:59	4.99	64.3	0.009	70.4	0.23
3/12/20 17:00	4.84	64.8	0.009	69.7	0.42
3/12/20 17:01	4.81	64.9	0.009	70.2	0.25
3/12/20 17:02	4.96	64.5	0.009	70.7	0.67
3/12/20 17:03	3.86	66.2	0.009	68.3	0.50
3/12/20 17:04	4.98	67.8	0.009	68.7	0.47
3/12/20 17:05	4.89	66.6	0.009	68.7	0.36
3/12/20 17:06	3.48	64.9	0.009	70.5	0.21
3/12/20 17:07	3.13	66.6	0.009	69.4	0.26
3/12/20 17:08	3.17	65.7	0.009	70.3	0.48
3/12/20 17:09	4.52	65.9	0.009	70.2	0.25
3/12/20 17:10	3.79	67.3	0.009	69.4	0.25
3/12/20 17:11	4.27	65.9	0.009	69.1	0.54
3/12/20 17:12	4.50	66.1	0.009	70.2	0.36
3/12/20 17:13	4.56	64.8	0.009	71.0	0.28
3/12/20 17:14	4.51	65.8	0.009	68.9	0.66
3/12/20 17:15	4.53	63.8	0.009	69.9	0.33
3/12/20 17:16	3.50	63.9	0.009	70.9	0.54
3/12/20 17:17	3.78	63.2	0.009	69.9	0.54
3/12/20 17:18	4.96	64.7	0.009	69.1	0.31
3/12/20 17:19	4.96	65.0	0.009	70.7	0.23
3/12/20 17:20	4.94	66.9	0.009	71.3	0.18
3/12/20 17:21	4.92	64.6	0.009	70.3	0.38
3/12/20 17:22	4.92	65.6	0.009	69.8	0.42
3/12/20 17:23	4.96	68.5	0.009	68.8	0.50
3/12/20 17:24	5.01	66.4	0.009	69.8	0.26
3/12/20 17:25	3.34	66.6	0.009	69.6	0.50
3/12/20 17:26	3.51	67.8	0.009	68.8	0.38
3/12/20 17:27	3.98	67.1	0.009	69.6	0.25
3/12/20 17:28	4.99	67.2	0.009	69.0	0.28
3/12/20 17:29	4.59	65.3	0.009	68.8	0.23
3/12/20 17:30	4.55	66.7	0.009	71.1	0.34
3/12/20 17:31	3.51	66.0	0.009	70.2	0.23
3/12/20 17:32	4.56	65.1	0.009	70.5	0.60
3/12/20 17:33	4.41	64.1	0.009	69.9	0.30
3/12/20 17:34	3.31	64.1	0.009	71.1	0.37
3/12/20 17:35	3.01	66.3	0.009	70.9	0.18
3/12/20 17:36	4.49	65.6	0.009	69.1	0.28
3/12/20 17:37	4.55	64.8	0.009	69.5	0.54
3/12/20 17:38	4.49	65.5	0.009	69.2	0.45
3/12/20 17:39	3.54	64.4	0.009	68.3	0.26
3/12/20 17:40	4.48	63.3	0.009	68.7	0.70

RM FIELD DATA

Client	Medline
Location	Waukegan, IL
Source	EO Control System
Date	3/12/2020

Clock Time	#1 Inlet Static (PSI)	#1 Inlet TC (Deg F)	Calc #1 Inlet DP 0.5 (in H2O)	#4 Inlet TC (Deg F)	#4 Inlet DP (in H2O)
3/12/20 17:41	3.68	65.4	0.009	70.2	0.48
3/12/20 17:42	4.48	66.1	0.009	69.8	0.31
3/12/20 17:43	4.41	63.8	0.009	69.0	0.31
3/12/20 17:44	4.47	64.5	0.009	69.4	0.12
3/12/20 17:45	3.29	65.9	0.009	70.5	0.19
3/12/20 17:46	3.42	63.1	0.009	71.0	0.45
3/12/20 17:47	4.44	64.5	0.009	69.7	0.23
3/12/20 17:48	4.39	63.3	0.009	69.9	0.27
3/12/20 17:49	4.42	64.3	0.009	71.1	0.29
3/12/20 17:50	4.34	65.5	0.009	70.4	0.27
3/12/20 17:51	4.38	63.6	0.009	67.2	0.32
3/12/20 17:52	4.43	64.0	0.009	70.0	0.14
3/12/20 17:53	4.37	63.0	0.009	70.1	0.55
3/12/20 17:54	3.53	63.7	0.009	68.1	0.20
3/12/20 17:55	4.42	63.8	0.009	67.9	0.25
3/12/20 17:56	4.33	64.2	0.009	68.9	0.40
3/12/20 17:57	4.44	64.4	0.009	70.0	0.28
3/12/20 17:58	4.01	64.6	0.009	71.8	0.43
3/12/20 17:59	2.93	63.7	0.009	69.4	0.44
3/12/20 18:00	4.40	63.6	0.009	70.3	0.37
3/12/20 18:01	4.20	64.7	0.009	70.7	0.41
3/12/20 18:02	3.47	63.1	0.009	71.2	0.39
3/12/20 18:03	4.38	64.7	0.009	68.0	0.28
3/12/20 18:04	3.68	65.5	0.009	70.3	0.26
3/12/20 18:05	4.30	62.0	0.009	70.9	0.37
3/12/20 18:06	4.39	65.8	0.009	70.4	0.43
3/12/20 18:07	4.38	64.2	0.009	69.0	0.21
3/12/20 18:08	4.32	62.7	0.009	71.0	0.24
3/12/20 18:09	4.37	63.6	0.009	70.3	0.17
3/12/20 18:10	3.81	63.7	0.009	69.8	0.38
3/12/20 18:11	4.19	65.1	0.009	68.6	0.63
3/12/20 18:12	4.34	65.1	0.009	69.5	0.35
3/12/20 18:13	3.85	61.8	0.009	68.7	0.65
3/12/20 18:14	4.00	61.5	0.009	70.0	0.23
3/12/20 18:15	4.30	62.7	0.009	69.4	0.28
3/12/20 18:16	4.33	62.7	0.009	69.9	0.20
3/12/20 18:17	4.25	60.8	0.009	71.0	0.25
3/12/20 18:18	4.24	62.9	0.009	71.1	0.27
3/12/20 18:19	2.87	67.1	0.009	68.0	0.29
3/12/20 18:20	4.32	64.1	0.009	68.8	0.25
3/12/20 18:21	4.10	62.4	0.009	67.1	0.17
3/12/20 18:22	2.73	62.8	0.009	67.9	0.42
3/12/20 18:23	4.31	62.5	0.009	67.7	0.34
3/12/20 18:24	4.31	61.3	0.009	68.4	0.27
3/12/20 18:25	4.30	61.9	0.009	68.4	0.32
3/12/20 18:26	4.32	62.0	0.009	70.0	0.60
3/12/20 18:27	4.26	62.2	0.009	68.4	0.27
3/12/20 18:28	3.10	60.4	0.009	68.8	0.42
3/12/20 18:29	4.23	63.2	0.009	69.3	0.23
3/12/20 18:30	4.30	62.3	0.009	69.3	0.29
3/12/20 18:31	3.40	61.5	0.009	67.5	0.19
3/12/20 18:32	4.26	62.6	0.009	68.8	0.48
3/12/20 18:33	3.03	64.9	0.009	69.7	0.09
3/12/20 18:34	4.24	62.8	0.009	68.8	0.03
3/12/20 18:35	4.28	62.3	0.009	68.7	0.11
3/12/20 18:36	4.29	60.4	0.010	69.2	0.22
3/12/20 18:37	4.25	63.5	0.010	68.5	0.19
3/12/20 18:38	4.25	62.9	0.010	69.8	0.35
3/12/20 18:39	4.27	62.8	0.011	68.5	0.17
3/12/20 18:40	4.31	62.2	0.012	69.5	0.33
3/12/20 18:41	4.24	60.6	0.012	66.0	0.26
3/12/20 18:42	3.33	63.5	0.013	67.0	0.13
3/12/20 18:43	4.29	60.7	0.013	67.8	0.28
3/12/20 18:44	4.24	60.9	0.014	67.6	0.38
3/12/20 18:45	4.26	61.2	0.015	69.4	0.24
3/12/20 18:46	4.24	63.4	0.016	68.7	0.56
3/12/20 18:47	3.05	61.5	0.016	68.9	0.18

RM FIELD DATA

Client	Medline
Location	Waukegan, IL
Source	EO Control System
Date	3/12/2020

Clock Time	#1 Inlet Static (PSI)	#1 Inlet TC (Deg F)	Calc #1 Inlet DP 0.S (in H2O)	#4 Inlet TC (Deg F)	#4 Inlet DP (in H2O)
3/12/20 18:48	4.20	61.6	0.017	67.5	0.37

APPENDIX D
FTIR DATA

MONTROSE AIR QUALITY SERVICES

Test Run Calibration and System Performance Check

Run ID: Compliance Test Run #1
Date: 3/10/2020

Cylinder Standards Information:	Value	Cylinder ID
CTS Methane	100.3	Airgas CC-420194
Ethylene Oxide/513.9 Ethane	2.286	Airgas CC-717111
Ethylene Oxide dilution	228.6	Low level 100:1 dilution

Spectrum Comments	Analyte	Spectrum	Date	Time	Ethylene Oxide (ppb)	Ethylene Oxide (ppm)	Methane (ppm)	Pass +/- 5.0% Diff?
Interferometer Direct Zero N2	zero Ethylene/Ethane/CH4/H2O	ZERO DIRECT_0000002.LAB	3/10/2020	06:27:07	-0.2410	-0.0002	-0.0130	OK
Interferometer Direct CTS inject	512 ppm ethane/100.3 ppm CH4	CTS DIRECT_0000010.LAB	3/10/2020	06:31:11			102.3697	YES
Interferometer Direct Calibration Check Std inject	2.286 ppm ethylene oxide	CAL DIRECT_0000014.LAB	3/10/2020	06:32:10	2306.0080	2.3060		YES
Interferometer Direct Calibration Low Check Std. inject	228.6 ppb ethylene oxide	CAL SYSTEM_0000035.LAB	3/10/2020	06:39:48	224.4295	0.2382		YES
Pre Test System Check:								
Sample System Zero N2	zero Ethylene/Ethane/CH4/H2O	ZERO SYSTEM_0000018.LAB	3/10/2020	06:35:30	0.8015	0.0008	-0.0092	OK
Sample System CTS inject	512 ppm ethane/100 ppm CH4	CTS SYSTEM_0000022.LAB	3/10/2020	06:36:37			102.1752	YES
Sample System Calibration Check Std inject	2.286 ppm ethylene oxide	CAL SYSTEM_0000032.LAB	3/10/2020	06:39:04	2219.5748	2.2196		YES
Sample SystemCalibration Low Check Std. inject	228.6 ppb ethylene oxide	SPIKE_0000037.LAB	3/10/2020	06:40:17	224.4295	0.2244		YES
Post-Test System Check:								
Sample System Zero N2	zero Ethylene/Ethane/CH4/H2O	ZERO SYSTEM_0000799.LAB	3/10/2020	19:34:09	1.1739	0.0012	-0.0034	OK
Sample System CTS inject	512 ppm ethane/100 ppm CH4	CTS SYSTEM_0000810.LAB	3/10/2020	19:36:58			101.8945	YES
Sample System Calibration Check Std inject	2.286 ppm ethylene oxide	CAL SYSTEM_0000824.LAB	3/10/2020	19:40:24	2232.3519	2.2324		YES
Sample SystemCalibration Low Check Std. inject	228.6 ppb ethylene oxide	CTS SYSTEM_0000844.LAB	3/10/2020	19:49:45	228.3599	0.2284		YES

MONTROSE
AIR QUALITY SERVICES

Test Run Calibration and System Performance Check

Run ID: **Compliance Test Run #2**
Date: **3/11/2020**

Cylinder Standards Information:	Value	Cylinder ID
CTS Methane	100.3	Airgas CC-420194
Ethylene Oxide/S13.9 Ethane	2.286	Airgas CC-717111
Ethylene Oxide dilution	228.6	Low level 100:1 dilution

Spectrum Comments	Analyte	Spectrum	Date	Time	Ethylene Oxide (ppb)	Ethylene Oxide (ppm)	Methane (ppm)	Pass +/- 5.0% Diff?
Interferometer Direct Zero N2	zero Ethylene/Ethane/CH4/H2O	ZERO DIRECT_0000007.LAB	3/11/2020	06:36:38	-0.3924	-0.0004	0.0387	OK
Interferometer Direct CTS inject	512 ppm ethane/100.3 ppm CH4	CTS DIRECT_0000013.LAB	3/11/2020	06:38:47			101.6484	YES
Interferometer Direct Calibration Check Std inject	2.286 ppm ethylene oxide	CAL DIRECT_0000016.LAB	3/11/2020	06:39:31	2290.5826	2.2906		YES
Interferometer Direct Calibration Low Check Std. inject	228.6 ppb ethylene oxide	CAL DIRECT_0000020.LAB	3/11/2020	06:40:30	230.2313	0.2402	0.4677	YES
Pre Test System Check:								
Sample System Zero N2	zero Ethylene/Ethane/CH4/H2O	ZERO SYSTEM_0000028.LAB	3/11/2020	06:46:32	3.6519	0.0037	0.4677	OK
Sample System CTS inject	512 ppm ethane/100 ppm CH4	CTS SYSTEM_0000031.LAB	3/11/2020	06:47:16			101.7029	YES
Sample System Calibration Check Std inject	2.286 ppm ethylene oxide	CAL SYSTEM_0000042.LAB	3/11/2020	06:49:57	2212.8368	2.2128		YES
Sample SystemCalibration Low Check Std. inject	228.6 ppb ethylene oxide	SPIKE_0000046.LAB	3/11/2020	06:50:56	226.5368	0.2265		YES
Post-Test System Check:								
Sample System Zero N2	zero Ethylene/Ethane/CH4/H2O	ZERO SYSTEM_0000655.LAB	3/11/2020	18:40:02	-2.1806	-0.0002	0.0465	OK
Sample System CTS inject	512 ppm ethane/100 ppm CH4	CTS SYSTEM_0000669.LAB	3/11/2020	18:45:01			101.4272	YES
Sample System Calibration Check Std inject	2.286 ppm ethylene oxide	CAL SYSTEM_0000686.LAB	3/11/2020	18:49:11	2216.1481	2.2161		YES
Sample SystemCalibration Low Check Std. inject	228.6 ppb ethylene oxide	CAL SYSTEM_0000699.LAB	3/11/2020	18:52:59	223.4440	0.2234		YES

MONTROSE
AIR QUALITY SERVICES

Spectrum	Date	Time	Temp	Pressure	Ethane [150C] [74-84-0] [2x8cm-1] [Aromatics Filter]	Ethylene Oxide (ppb)	Ethylene Oxide [150C] [75-21-8] [2x8cm-1] [Aromatics]	Methane [150C] [74-82-8] [2x8cm-1] [Aromatics] [SN110281261]	Water [150C] [7732-18-5] [2x8cm-1] [Aromatics] [SN110281261]
			(C)	(ATM)	Con (ppm)	Con (ppb)	Con (ppm)	Con (ppm)	Con (ppm)
SAMPLE_0000107.LAB	3/10/2020	07:48:21	150.2	1.000	1.172	30.892	0.031	18.300	13992.506
SAMPLE_0000108.LAB	3/10/2020	07:49:20	150.3	1.000	1.119	29.029	0.029	18.211	13995.299
SAMPLE_0000109.LAB	3/10/2020	07:50:19	150.4	1.000	1.124	26.667	0.027	18.377	13987.670
SAMPLE_0000110.LAB	3/10/2020	07:51:17	150.3	1.001	1.094	31.533	0.032	18.084	13975.076
SAMPLE_0000111.LAB	3/10/2020	07:52:16	150.3	1.000	1.119	34.904	0.035	18.101	13972.064
SAMPLE_0000112.LAB	3/10/2020	07:53:15	150.2	1.000	1.125	30.295	0.030	18.332	13984.346
SAMPLE_0000113.LAB	3/10/2020	07:54:14	150.1	1.000	1.128	29.234	0.029	17.919	13988.871
SAMPLE_0000114.LAB	3/10/2020	07:55:13	150.2	1.000	1.138	32.280	0.032	18.045	13977.225
SAMPLE_0000115.LAB	3/10/2020	07:56:11	150.2	1.001	1.100	34.469	0.034	18.197	13972.168
SAMPLE_0000116.LAB	3/10/2020	07:57:10	150.1	1.001	1.121	30.486	0.030	17.956	13964.325
SAMPLE_0000117.LAB	3/10/2020	07:58:09	150.2	1.001	1.137	34.913	0.035	18.243	13975.204
SAMPLE_0000118.LAB	3/10/2020	07:59:08	150.4	1.000	1.179	28.900	0.029	18.352	13981.021
SAMPLE_0000119.LAB	3/10/2020	08:00:07	150.1	1.001	1.098	27.970	0.028	18.019	13951.828
SAMPLE_0000120.LAB	3/10/2020	08:01:06	150.3	1.000	1.166	30.988	0.031	18.345	13956.309
SAMPLE_0000121.LAB	3/10/2020	08:02:04	150.2	1.000	0.989	43.332	0.043	18.590	13931.407
SAMPLE_0000122.LAB	3/10/2020	08:03:03	150.1	1.000	1.058	24.588	0.025	17.803	13968.913
SAMPLE_0000123.LAB	3/10/2020	08:04:02	150.1	1.001	1.085	29.955	0.030	17.930	13959.008
SAMPLE_0000124.LAB	3/10/2020	08:05:01	150.3	1.000	1.088	36.184	0.036	18.204	13984.254
SAMPLE_0000125.LAB	3/10/2020	08:06:00	150.3	1.001	1.110	31.675	0.032	17.963	13978.285
SAMPLE_0000126.LAB	3/10/2020	08:06:58	150.2	1.000	1.106	31.303	0.031	18.243	14001.075
SAMPLE_0000127.LAB	3/10/2020	08:07:57	150.3	1.000	1.053	27.729	0.028	17.725	14019.335
SAMPLE_0000128.LAB	3/10/2020	08:08:56	150.2	1.000	1.056	27.468	0.027	17.719	14033.695
SAMPLE_0000129.LAB	3/10/2020	08:09:55	150.2	1.000	1.085	25.784	0.026	17.941	14049.375
SAMPLE_0000130.LAB	3/10/2020	08:10:53	150.2	1.001	1.097	32.634	0.033	17.820	14088.940
SAMPLE_0000131.LAB	3/10/2020	08:11:52	150.1	1.001	1.104	32.193	0.032	18.082	14087.837
SAMPLE_0000132.LAB	3/10/2020	08:12:51	150.3	1.000	1.110	14.902	0.015	18.367	14110.668
SAMPLE_0000133.LAB	3/10/2020	08:13:50	150.2	1.000	1.063	13.839	0.014	17.956	14098.959
SAMPLE_0000134.LAB	3/10/2020	08:14:49	150.1	1.001	1.080	19.827	0.020	18.172	14104.714
SAMPLE_0000135.LAB	3/10/2020	08:15:47	150.2	1.000	1.041	10.402	0.010	17.762	14141.696
SAMPLE_0000136.LAB	3/10/2020	08:16:46	150.3	1.001	1.008	13.833	0.014	17.567	14134.938
SAMPLE_0000137.LAB	3/10/2020	08:17:45	150.2	1.001	1.092	16.078	0.016	17.988	14135.337
SAMPLE_0000138.LAB	3/10/2020	08:18:44	150.1	1.001	1.037	14.801	0.015	18.127	14137.596
SAMPLE_0000139.LAB	3/10/2020	08:19:43	150.1	1.001	1.081	13.384	0.013	18.110	14129.556
SAMPLE_0000140.LAB	3/10/2020	08:20:42	150.1	1.001	1.139	17.997	0.018	18.346	14123.521
SAMPLE_0000141.LAB	3/10/2020	08:21:40	150.2	1.000	1.080	14.609	0.015	18.057	14135.520
SAMPLE_0000142.LAB	3/10/2020	08:22:39	150.4	1.001	1.058	18.956	0.019	17.923	14138.850
SAMPLE_0000143.LAB	3/10/2020	08:23:38	150.1	1.001	1.126	24.506	0.025	18.326	14141.863
SAMPLE_0000144.LAB	3/10/2020	08:24:37	150.3	1.001	1.095	13.207	0.013	18.080	14148.034
SAMPLE_0000145.LAB	3/10/2020	08:25:35	150.1	1.001	1.045	19.516	0.020	17.805	14124.999
SAMPLE_0000146.LAB	3/10/2020	08:26:34	150.1	1.001	1.107	15.864	0.016	18.094	14130.913
SAMPLE_0000147.LAB	3/10/2020	08:27:33	150.2	1.001	1.060	14.454	0.014	17.956	14135.734
SAMPLE_0000148.LAB	3/10/2020	08:28:32	150.1	1.001	1.065	16.059	0.016	17.854	14116.776
SAMPLE_0000149.LAB	3/10/2020	08:29:31	150.4	1.001	1.044	17.156	0.017	17.771	14131.293
SAMPLE_0000150.LAB	3/10/2020	08:30:30	150.2	1.001	1.057	15.005	0.015	17.584	14122.736
SAMPLE_0000151.LAB	3/10/2020	08:31:28	150.2	1.001	1.059	18.560	0.019	17.756	14110.632
SAMPLE_0000152.LAB	3/10/2020	08:32:27	150.3	1.001	1.143	18.213	0.018	18.064	14110.681
SAMPLE_0000153.LAB	3/10/2020	08:33:26	150.3	1.001	1.101	8.017	0.008	18.024	14097.336
SAMPLE_0000154.LAB	3/10/2020	08:34:25	150.2	1.001	1.112	25.519	0.026	17.903	14090.861
SAMPLE_0000155.LAB	3/10/2020	08:35:24	150.3	1.001	1.077	15.485	0.015	17.757	14108.344
SAMPLE_0000156.LAB	3/10/2020	08:36:22	150.1	1.001	1.119	19.060	0.019	17.793	14104.929
SAMPLE_0000157.LAB	3/10/2020	08:37:21	150.2	1.001	1.080	17.060	0.017	18.163	14113.275
SAMPLE_0000158.LAB	3/10/2020	08:38:20	150.3	1.001	1.064	14.610	0.015	17.931	14124.776
SAMPLE_0000159.LAB	3/10/2020	08:39:19	150.1	1.001	1.045	15.860	0.016	17.766	14117.555

Spectrum	Date	Time	Temp	Pressure	Ethane [150C] [74-84-0] [2x8cm-1] [Aromatics Filter]	Ethylene Oxide (ppb)	Ethylene Oxide [150C] [75-21-8] [2x8cm-1] [Aromatics]	Methane [150C] [74-82-8] [2x8cm-1] [Aromatics] [SN110281261]	Water [150C] [7732-18-5] [2x8cm-1] [Aromatics] [SN110281261]
			(C)	(ATM)	Con (ppm)	Con (ppb)	Con (ppm)	Con (ppm)	Con (ppm)
SAMPLE_0000160.LAB	3/10/2020	08:40:17	150.1	1.001	1.111	16.587	0.017	18.032	14115.699
SAMPLE_0000161.LAB	3/10/2020	08:41:16	150.1	1.001	1.114	17.966	0.018	18.052	14135.523
SAMPLE_0000162.LAB	3/10/2020	08:42:15	150.1	1.001	1.135	19.615	0.020	18.262	14125.393
SAMPLE_0000163.LAB	3/10/2020	08:43:14	150.3	1.001	1.099	21.252	0.021	17.944	14136.518
SAMPLE_0000164.LAB	3/10/2020	08:44:13	150.1	1.001	1.056	15.962	0.016	17.957	14127.338
SAMPLE_0000165.LAB	3/10/2020	08:45:11	150.1	1.001	1.070	15.847	0.016	17.906	14135.868
SAMPLE_0000166.LAB	3/10/2020	08:46:10	150.1	1.001	1.134	13.155	0.013	18.012	14162.564
SAMPLE_0000167.LAB	3/10/2020	08:47:09	150.1	1.001	1.076	20.390	0.020	17.831	14166.925
SAMPLE_0000168.LAB	3/10/2020	08:48:08	150.2	1.001	1.085	18.727	0.019	17.788	14160.633
SAMPLE_0000169.LAB	3/10/2020	08:49:07	150.2	1.001	1.042	17.253	0.017	17.900	14171.939
SAMPLE_0000170.LAB	3/10/2020	08:50:05	150.2	1.001	1.126	15.490	0.015	18.006	14172.006
SAMPLE_0000171.LAB	3/10/2020	08:51:04	150.2	1.001	1.065	17.011	0.017	17.880	14170.970
SAMPLE_0000172.LAB	3/10/2020	08:52:03	150.3	1.001	1.050	15.202	0.015	17.729	14178.706
SAMPLE_0000173.LAB	3/10/2020	08:53:02	150.1	1.001	1.081	14.039	0.014	17.720	14175.147
SAMPLE_0000174.LAB	3/10/2020	08:54:01	150.1	1.001	1.103	18.374	0.018	17.891	14178.582
SAMPLE_0000175.LAB	3/10/2020	08:55:00	150.2	1.001	1.142	17.867	0.018	17.869	14177.636
SAMPLE_0000176.LAB	3/10/2020	08:55:58	150.1	1.001	1.070	16.210	0.016	17.683	14157.867
		Minute Average				17.039			14167.751
SAMPLE_0000177.LAB	3/10/2020	08:56:57	150.2	1.001	1.097	13.604	0.014	18.032	14164.432
SAMPLE_0000178.LAB	3/10/2020	08:57:56	150.3	1.001	1.139	16.323	0.016	18.005	14179.804
SAMPLE_0000179.LAB	3/10/2020	08:58:55	150.1	1.001	1.106	17.219	0.017	17.962	14157.586
SAMPLE_0000180.LAB	3/10/2020	08:59:53	150.3	1.001	1.098	19.065	0.019	17.863	14167.885
SAMPLE_0000181.LAB	3/10/2020	09:00:52	150.1	1.001	1.050	16.267	0.016	17.629	14142.681
SAMPLE_0000182.LAB	3/10/2020	09:01:51	150.2	1.001	1.160	22.206	0.022	18.234	14126.069
SAMPLE_0000183.LAB	3/10/2020	09:02:50	150.1	1.002	1.128	18.811	0.019	17.846	14117.590
SAMPLE_0000184.LAB	3/10/2020	09:03:49	150.2	1.002	1.081	19.847	0.020	17.669	14113.422
SAMPLE_0000185.LAB	3/10/2020	09:04:47	150.2	1.001	1.131	19.153	0.019	18.079	14130.788
SAMPLE_0000186.LAB	3/10/2020	09:05:46	150.2	1.001	1.094	18.274	0.018	17.804	14120.546
SAMPLE_0000187.LAB	3/10/2020	09:06:45	150.1	1.002	1.132	17.908	0.018	17.797	14099.369
SAMPLE_0000188.LAB	3/10/2020	09:07:44	150.1	1.001	1.095	23.965	0.024	18.326	14101.966
SAMPLE_0000189.LAB	3/10/2020	09:08:43	150.2	1.001	1.156	35.205	0.035	18.062	14080.119
SAMPLE_0000190.LAB	3/10/2020	09:09:41	150.3	1.001	1.134	36.911	0.037	17.873	14065.173
SAMPLE_0000191.LAB	3/10/2020	09:10:40	150.1	1.001	1.135	32.723	0.033	17.921	14055.909
SAMPLE_0000192.LAB	3/10/2020	09:11:39	150.2	1.001	1.082	29.445	0.029	17.850	14072.824
SAMPLE_0000193.LAB	3/10/2020	09:12:38	150.2	1.001	1.172	31.647	0.032	18.138	14063.131
SAMPLE_0000194.LAB	3/10/2020	09:13:37	150.1	1.001	1.184	43.117	0.043	18.121	14068.152
SAMPLE_0000195.LAB	3/10/2020	09:14:35	150.2	1.001	1.153	32.113	0.032	17.864	14067.161
SAMPLE_0000196.LAB	3/10/2020	09:15:34	150.1	1.001	1.124	30.344	0.030	17.783	14064.214
SAMPLE_0000197.LAB	3/10/2020	09:16:33	150.2	1.001	1.102	26.291	0.026	17.771	14060.408
SAMPLE_0000198.LAB	3/10/2020	09:17:32	150.3	1.001	1.105	32.556	0.033	17.743	14061.449
SAMPLE_0000199.LAB	3/10/2020	09:18:31	150.1	1.002	1.157	32.040	0.032	17.899	14051.838
SAMPLE_0000200.LAB	3/10/2020	09:19:29	150.1	1.001	1.145	35.747	0.036	17.845	14059.303
SAMPLE_0000201.LAB	3/10/2020	09:20:28	150.3	1.001	1.124	27.860	0.028	17.657	14065.847
SAMPLE_0000202.LAB	3/10/2020	09:21:27	150.2	1.002	1.151	27.053	0.027	17.776	14046.500
SAMPLE_0000203.LAB	3/10/2020	09:22:26	150.1	1.001	1.117	31.354	0.031	17.921	14067.521
SAMPLE_0000204.LAB	3/10/2020	09:23:25	150.1	1.001	1.144	32.450	0.032	17.849	14053.734
SAMPLE_0000205.LAB	3/10/2020	09:24:44	150.1	1.001	1.115	33.414	0.033	17.688	14051.294
SAMPLE_0000206.LAB	3/10/2020	09:25:43	150.1	1.002	1.145	26.976	0.027	17.551	14027.072
SAMPLE_0000207.LAB	3/10/2020	09:26:42	150.2	1.002	1.120	34.104	0.034	17.909	14031.475
SAMPLE_0000208.LAB	3/10/2020	09:27:41	150.1	1.002	1.205	39.149	0.039	18.013	14008.507
SAMPLE_0000209.LAB	3/10/2020	09:28:40	150.2	1.002	1.082	29.181	0.029	17.398	13999.574
SAMPLE_0000210.LAB	3/10/2020	09:29:38	150.1	1.001	1.110	24.591	0.025	17.449	14007.323
SAMPLE_0000211.LAB	3/10/2020	09:30:37	150.2	1.001	1.150	31.291	0.031	17.407	13999.020

Spectrum	Date	Time	Temp	Pressure	Ethane [150C] [74-84-0] [2x8cm-1] [Aromatics Filter]	Ethylene Oxide (ppb)	Ethylene Oxide [150C] [75-21-8] [2x8cm-1] [Aromatics]	Methane [150C] [74-82-8] [2x8cm-1] [Aromatics] [SN110281261]	Water [150C] [7732-18-5] [2x8cm-1] [Aromatics] [SN110281261]
			(C)	(ATM)	Con (ppm)	Con (ppb)	Con (ppm)	Con (ppm)	Con (ppm)
SAMPLE_0000212.LAB	3/10/2020	09:31:36	150.1	1.001	1.072	32.721	0.033	17.608	13999.857
SAMPLE_0000213.LAB	3/10/2020	09:32:35	150.1	1.001	1.112	28.635	0.029	17.584	13998.431
SAMPLE_0000214.LAB	3/10/2020	09:33:34	150.1	1.001	1.128	32.177	0.032	17.392	13997.199
SAMPLE_0000215.LAB	3/10/2020	09:34:32	150.3	1.001	1.140	26.320	0.026	17.653	14002.382
SAMPLE_0000216.LAB	3/10/2020	09:35:31	150.1	1.002	1.175	32.866	0.033	18.189	13984.998
SAMPLE_0000217.LAB	3/10/2020	09:36:30	150.1	1.002	1.140	33.228	0.033	17.686	14004.077
SAMPLE_0000218.LAB	3/10/2020	09:37:29	150.2	1.002	1.145	34.541	0.035	17.695	14003.741
SAMPLE_0000219.LAB	3/10/2020	09:38:28	150.1	1.001	1.129	31.355	0.031	17.958	13997.882
SAMPLE_0000220.LAB	3/10/2020	09:39:26	150.1	1.002	1.116	33.295	0.033	17.647	13991.730
SAMPLE_0000221.LAB	3/10/2020	09:40:25	150.2	1.002	1.147	37.133	0.037	17.853	13954.001
SAMPLE_0000222.LAB	3/10/2020	09:41:24	150.1	1.002	1.205	27.858	0.028	17.993	13956.693
SAMPLE_0000223.LAB	3/10/2020	09:42:23	150.1	1.001	1.158	30.256	0.030	17.849	13958.062
SAMPLE_0000224.LAB	3/10/2020	09:43:22	150.2	1.002	1.190	39.853	0.040	17.930	13936.952
SAMPLE_0000225.LAB	3/10/2020	09:44:20	150.1	1.001	1.126	38.956	0.039	17.897	13966.514
SAMPLE_0000226.LAB	3/10/2020	09:45:19	150.1	1.001	1.142	33.448	0.033	17.713	13968.047
SAMPLE_0000227.LAB	3/10/2020	09:46:18	150.1	1.002	1.199	37.562	0.038	17.907	13953.383
SAMPLE_0000228.LAB	3/10/2020	09:47:17	150.0	1.002	1.129	30.669	0.031	17.764	13942.859
SAMPLE_0000229.LAB	3/10/2020	09:48:16	150.1	1.002	1.123	32.471	0.032	17.775	13952.796
SAMPLE_0000230.LAB	3/10/2020	09:49:14	150.1	1.002	1.145	30.539	0.031	17.851	13968.432
SAMPLE_0000231.LAB	3/10/2020	09:50:13	150.1	1.001	1.192	32.965	0.033	17.905	13985.825
SAMPLE_0000232.LAB	3/10/2020	09:51:12	150.1	1.001	1.137	28.951	0.029	17.667	13975.620
SAMPLE_0000233.LAB	3/10/2020	09:52:11	150.1	1.002	1.068	27.062	0.027	17.396	13954.115
SAMPLE_0000234.LAB	3/10/2020	09:53:10	150.1	1.002	1.108	26.677	0.027	17.522	13952.850
SAMPLE_0000235.LAB	3/10/2020	09:54:08	150.2	1.002	1.116	33.150	0.033	17.820	13949.613
SAMPLE_0000236.LAB	3/10/2020	09:55:07	150.2	1.002	1.117	29.996	0.030	17.524	13941.524
SAMPLE_0000237.LAB	3/10/2020	09:56:06	150.1	1.002	1.078	27.764	0.028	17.281	13924.716
SAMPLE_0000238.LAB	3/10/2020	09:57:05	150.1	1.002	1.135	33.741	0.034	17.535	13920.560
SAMPLE_0000239.LAB	3/10/2020	09:58:04	150.0	1.002	1.147	31.414	0.031	17.608	13927.510
SAMPLE_0000240.LAB	3/10/2020	09:59:02	150.1	1.002	1.117	29.401	0.029	17.797	13917.654
SAMPLE_0000241.LAB	3/10/2020	10:00:01	150.0	1.001	1.136	32.003	0.032	17.845	13915.410
SAMPLE_0000242.LAB	3/10/2020	10:01:00	150.1	1.002	1.085	33.654	0.034	17.504	13899.766
SAMPLE_0000243.LAB	3/10/2020	10:01:59	150.1	1.002	1.136	31.962	0.032	17.731	13890.635
SAMPLE_0000244.LAB	3/10/2020	0.4	150.1	1.002	1.132	32.808	0.031	17.652	13895.200
SAMPLE_0000245.LAB	3/10/2020	10:02:58	150.2	1.002	1.163	30.555	0.032	17.785	13914.220
SAMPLE_0000246.LAB	3/10/2020	10:03:56	150.1	1.002	1.100	32.086	0.039	17.680	13917.060
SAMPLE_0000247.LAB	3/10/2020	10:04:55	150.1	1.002	1.119	39.313	0.033	17.747	13909.052
SAMPLE_0000248.LAB	3/10/2020	10:05:54	150.2	1.002	1.105	32.543	0.030	17.631	13919.377
SAMPLE_0000249.LAB	3/10/2020	10:06:53	150.3	1.002	1.170	29.763	0.041	18.230	13933.136
SAMPLE_0000250.LAB	3/10/2020	10:07:52	150.0	1.002	1.125	40.876	0.037	17.704	13925.223
SAMPLE_0000251.LAB	3/10/2020	10:08:50	150.1	1.002	1.144	36.778	0.032	17.681	13899.202
		Minute Average				32.010			13892.500
SAMPLE_0000252.LAB	3/10/2020	10:10:48	150.3	1.002	1.155	35.295	0.035	18.055	13914.231
SAMPLE_0000253.LAB	3/10/2020	10:11:47	150.1	1.002	1.131	38.730	0.039	17.585	13898.983
SAMPLE_0000254.LAB	3/10/2020	10:12:46	150.0	1.002	1.110	35.870	0.036	17.593	13875.091
SAMPLE_0000255.LAB	3/10/2020	10:13:44	150.2	1.002	1.142	41.094	0.041	17.763	13893.528
SAMPLE_0000256.LAB	3/10/2020	10:14:43	150.1	1.003	1.173	43.608	0.044	17.837	13901.095
SAMPLE_0000257.LAB	3/10/2020	10:15:42	150.2	1.003	1.139	41.064	0.041	17.552	13918.443
SAMPLE_0000258.LAB	3/10/2020	10:16:41	150.1	1.003	1.157	45.331	0.045	17.543	13930.954
SAMPLE_0000259.LAB	3/10/2020	10:17:40	150.2	1.003	1.147	53.764	0.054	17.634	13917.579
SAMPLE_0000260.LAB	3/10/2020	10:18:38	150.2	1.003	1.171	57.710	0.058	17.671	13923.545
SAMPLE_0000261.LAB	3/10/2020	10:19:37	150.2	1.002	1.148	62.773	0.063	17.847	13932.855
SAMPLE_0000262.LAB	3/10/2020	10:20:36	150.2	1.002	1.153	61.740	0.062	17.634	13923.391
SAMPLE_0000263.LAB	3/10/2020	10:21:35	150.1	1.002	1.144	62.086	0.062	17.658	13901.091

Spectrum	Date	Time	Temp	Pressure	Ethane [150C] [74-84-0] [2x8cm-1] [Aromatics Filter]	Ethylene Oxide (ppb)	Ethylene Oxide [150C] [75-21-8] [2x8cm-1] [Aromatics]	Methane [150C] [74-82-8] [2x8cm-1] [Aromatics] [SN110281261]	Water [150C] [7732-18-5] [2x8cm-1] [Aromatics] [SN110281261]
			(C)	(ATM)	Con (ppm)	Con (ppb)	Con (ppm)	Con (ppm)	Con (ppm)
SAMPLE_0000264.LAB	3/10/2020	10:22:34	150.1	1.003	1.122	60.515	0.061	17.443	13894.125
SAMPLE_0000265.LAB	3/10/2020	10:23:32	150.1	1.003	1.097	61.658	0.062	17.256	13876.882
SAMPLE_0000266.LAB	3/10/2020	10:24:31	150.1	1.002	1.102	76.435	0.076	17.354	13887.118
SAMPLE_0000267.LAB	3/10/2020	10:25:30	150.1	1.002	1.103	70.421	0.070	17.359	13877.768
SAMPLE_0000268.LAB	3/10/2020	10:26:29	150.2	1.003	1.068	73.845	0.074	17.370	13852.450
SAMPLE_0000269.LAB	3/10/2020	10:27:28	150.1	1.002	1.198	73.291	0.073	17.717	13851.646
SAMPLE_0000270.LAB	3/10/2020	10:28:26	150.1	1.003	1.155	75.673	0.076	17.681	13825.279
SAMPLE_0000271.LAB	3/10/2020	10:29:25	150.3	1.003	1.154	77.801	0.078	17.910	13822.779
SAMPLE_0000272.LAB	3/10/2020	10:30:24	150.2	1.002	1.164	77.882	0.078	17.852	13820.682
SAMPLE_0000273.LAB	3/10/2020	10:31:23	150.1	1.003	1.168	76.776	0.077	17.896	13809.123
SAMPLE_0000274.LAB	3/10/2020	10:32:22	150.4	1.002	1.137	82.839	0.083	17.774	13804.724
SAMPLE_0000275.LAB	3/10/2020	10:33:20	150.1	1.003	1.226	80.064	0.080	17.887	13796.945
SAMPLE_0000276.LAB	3/10/2020	10:34:19	150.1	1.003	1.110	84.064	0.084	17.645	13774.645
SAMPLE_0000277.LAB	3/10/2020	10:35:18	150.2	1.003	1.080	84.589	0.085	17.597	13781.008
SAMPLE_0000278.LAB	3/10/2020	10:36:17	150.1	1.002	1.130	84.605	0.085	17.718	13790.458
SAMPLE_0000279.LAB	3/10/2020	10:37:15	150.3	1.003	1.110	81.721	0.082	17.447	13781.411
SAMPLE_0000280.LAB	3/10/2020	10:38:14	150.2	1.003	1.117	84.464	0.084	17.558	13783.514
SAMPLE_0000281.LAB	3/10/2020	10:39:13	150.1	1.003	1.109	88.372	0.088	17.643	13775.537
SAMPLE_0000282.LAB	3/10/2020	10:40:12	150.1	1.003	1.150	88.714	0.089	17.516	13769.991
SAMPLE_0000283.LAB	3/10/2020	10:41:11	150.2	1.003	1.134	82.277	0.082	17.598	13746.645
SAMPLE_0000284.LAB	3/10/2020	10:42:10	150.1	1.003	1.114	87.964	0.088	17.938	13743.595
SAMPLE_0000285.LAB	3/10/2020	10:43:08	150.1	1.003	1.132	85.060	0.085	17.484	13760.754
SAMPLE_0000286.LAB	3/10/2020	10:44:07	150.3	1.003	1.120	82.466	0.082	17.437	13750.007
SAMPLE_0000287.LAB	3/10/2020	10:45:06	150.2	1.003	1.113	84.739	0.085	17.262	13735.681
SAMPLE_0000288.LAB	3/10/2020	10:46:05	150.1	1.003	1.107	81.573	0.082	17.319	13712.786
SAMPLE_0000289.LAB	3/10/2020	10:47:03	150.1	1.003	1.097	84.864	0.085	17.389	13716.989
SAMPLE_0000290.LAB	3/10/2020	10:48:02	150.1	1.003	1.058	84.528	0.085	17.296	13697.672
SAMPLE_0000291.LAB	3/10/2020	10:49:01	150.1	1.003	1.071	88.522	0.089	17.413	13670.003
SAMPLE_0000292.LAB	3/10/2020	10:50:00	150.3	1.003	1.086	79.282	0.079	17.245	13693.864
SAMPLE_0000293.LAB	3/10/2020	10:50:59	150.1	1.003	1.081	81.650	0.082	17.347	13675.250
		Minute Average				80.466			13684.557
SAMPLE_0000294.LAB	3/10/2020	10:51:57	150.1	1.003	1.131	84.877	0.085	17.429	13671.947
SAMPLE_0000295.LAB	3/10/2020	10:52:56	150.1	1.003	1.104	90.573	0.091	17.411	13687.101
SAMPLE_0000296.LAB	3/10/2020	10:53:55	150.1	1.003	1.096	82.032	0.082	17.313	13666.345
SAMPLE_0000297.LAB	3/10/2020	10:54:54	150.3	1.003	1.070	74.707	0.075	17.331	13675.889
SAMPLE_0000298.LAB	3/10/2020	10:55:53	150.2	1.003	1.150	75.239	0.075	17.407	13681.112
SAMPLE_0000299.LAB	3/10/2020	10:56:51	150.1	1.003	1.098	76.601	0.077	17.496	13663.705
SAMPLE_0000300.LAB	3/10/2020	10:57:50	150.1	1.003	1.093	65.328	0.065	17.751	13652.192
SAMPLE_0000301.LAB	3/10/2020	10:58:49	150.1	1.003	1.131	61.843	0.062	17.600	13630.626
SAMPLE_0000302.LAB	3/10/2020	10:59:48	150.2	1.003	1.264	74.206	0.074	17.591	13662.337
SAMPLE_0000303.LAB	3/10/2020	11:00:47	150.1	1.003	1.150	64.818	0.065	17.607	13640.273
SAMPLE_0000304.LAB	3/10/2020	11:01:45	150.2	1.003	1.115	66.455	0.066	17.688	13636.194
SAMPLE_0000305.LAB	3/10/2020	11:02:44	150.1	1.003	1.197	58.228	0.058	17.466	13642.233
SAMPLE_0000306.LAB	3/10/2020	11:03:43	150.2	1.003	1.107	59.869	0.060	17.606	13641.789
SAMPLE_0000307.LAB	3/10/2020	11:04:42	150.1	1.003	1.119	49.731	0.050	17.497	13642.150
SAMPLE_0000308.LAB	3/10/2020	11:05:41	150.1	1.003	1.122	54.863	0.055	17.572	13660.548
SAMPLE_0000309.LAB	3/10/2020	11:06:39	150.2	1.003	1.155	59.258	0.059	17.670	13655.657
SAMPLE_0000310.LAB	3/10/2020	11:07:38	150.1	1.003	1.173	57.238	0.057	17.666	13645.830
SAMPLE_0000311.LAB	3/10/2020	11:08:37	150.3	1.003	1.133	61.020	0.061	17.768	13648.516
SAMPLE_0000312.LAB	3/10/2020	11:09:36	150.2	1.003	1.107	45.043	0.045	17.458	13633.533
SAMPLE_0000313.LAB	3/10/2020	11:10:35	150.2	1.003	1.139	47.452	0.047	17.448	13644.703
SAMPLE_0000314.LAB	3/10/2020	11:11:33	150.1	1.003	1.083	47.817	0.048	17.162	13649.888
SAMPLE_0000315.LAB	3/10/2020	11:12:32	150.2	1.003	1.153	38.866	0.039	17.229	13661.579

Spectrum	Date	Time	Temp	Pressure	Ethane [150C] [74-84-0] [2x8cm-1] [Aromatics Filter]	Ethylene Oxide (ppb)	Ethylene Oxide [150C] [75-21-8] [2x8cm-1] [Aromatics]	Methane [150C] [74-82-8] [2x8cm-1] [Aromatics] [SN110281261]	Water [150C] [7732-18-5] [2x8cm-1] [Aromatics] [SN110281261]
			(C)	(ATM)	Con (ppm)	Con (ppb)	Con (ppm)	Con (ppm)	Con (ppm)
SAMPLE_0000316.LAB	3/10/2020	11:13:31	150.3	1.003	1.108	36.280	0.036	17.299	13644.857
SAMPLE_0000317.LAB	3/10/2020	11:14:30	150.2	1.003	1.133	47.369	0.047	17.031	13641.832
SAMPLE_0000318.LAB	3/10/2020	11:15:29	150.3	1.003	1.065	40.787	0.041	16.870	13653.839
SAMPLE_0000319.LAB	3/10/2020	11:16:27	150.2	1.003	1.086	34.820	0.035	16.776	13652.041
SAMPLE_0000320.LAB	3/10/2020	11:17:26	150.1	1.003	1.053	42.234	0.042	16.764	13656.771
SAMPLE_0000321.LAB	3/10/2020	11:18:25	150.1	1.003	1.068	31.585	0.032	16.798	13656.157
SAMPLE_0000322.LAB	3/10/2020	11:19:24	150.1	1.003	1.123	33.694	0.034	16.925	13682.685
SAMPLE_0000323.LAB	3/10/2020	11:20:23	150.1	1.003	1.071	32.775	0.033	16.968	13684.832
SAMPLE_0000324.LAB	3/10/2020	11:21:21	150.1	1.003	1.045	38.369	0.038	16.652	13672.835
SAMPLE_0000325.LAB	3/10/2020	11:22:20	150.1	1.003	1.035	37.508	0.038	16.662	13671.214
SAMPLE_0000326.LAB	3/10/2020	11:23:19	150.1	1.003	1.092	29.263	0.029	16.492	13666.474
SAMPLE_0000327.LAB	3/10/2020	11:24:18	150.1	1.003	1.065	36.420	0.036	16.817	13663.216
SAMPLE_0000328.LAB	3/10/2020	11:25:17	150.1	1.003	1.081	39.744	0.040	16.728	13654.761
SAMPLE_0000329.LAB	3/10/2020	11:26:15	150.1	1.003	1.022	34.198	0.034	16.529	13666.006
SAMPLE_0000330.LAB	3/10/2020	11:27:14	150.1	1.003	1.068	36.753	0.037	16.705	13665.598
SAMPLE_0000331.LAB	3/10/2020	11:28:13	150.1	1.003	1.084	30.389	0.030	16.662	13674.163
SAMPLE_0000332.LAB	3/10/2020	11:29:12	150.1	1.003	1.071	37.728	0.038	16.743	13686.525
SAMPLE_0000333.LAB	3/10/2020	11:30:11	150.1	1.003	1.070	32.533	0.033	16.790	13686.474
SAMPLE_0000334.LAB	3/10/2020	11:31:09	150.1	1.003	1.153	36.046	0.036	16.670	13669.329
SAMPLE_0000335.LAB	3/10/2020	11:32:08	150.0	1.003	1.128	31.975	0.032	16.549	13664.352
SAMPLE_0000336.LAB	3/10/2020	11:33:07	150.1	1.003	1.061	25.079	0.025	16.631	13661.873
SAMPLE_0000337.LAB	3/10/2020	11:34:06	150.2	1.003	1.167	37.829	0.038	16.622	13691.912
SAMPLE_0000338.LAB	3/10/2020	11:35:04	150.2	1.003	1.066	32.193	0.032	16.354	13684.492
SAMPLE_0000339.LAB	3/10/2020	11:36:03	150.2	1.003	0.953	49.782	0.050	16.392	13686.302
SAMPLE_0000340.LAB	3/10/2020	11:37:02	150.2	1.003	1.024	35.112	0.035	16.622	13654.620
SAMPLE_0000341.LAB	3/10/2020	11:38:01	150.1	1.003	1.116	19.501	0.020	16.478	13651.175
SAMPLE_0000342.LAB	3/10/2020	11:39:00	150.2	1.003	1.067	24.378	0.024	16.351	13670.646
SAMPLE_0000343.LAB	3/10/2020	11:39:59	150.1	1.003	1.012	17.937	0.018	16.579	13702.131
		Minute Average				21.157			13686.389
SAMPLE_0000344.LAB	3/10/2020	11:40:57	150.2	1.003	0.996	20.847	0.021	16.198	13696.700
SAMPLE_0000345.LAB	3/10/2020	11:41:56	150.1	1.003	1.057	36.639	0.037	16.321	13704.778
SAMPLE_0000346.LAB	3/10/2020	11:42:55	150.1	1.003	0.961	16.467	0.016	16.356	13733.328
SAMPLE_0000347.LAB	3/10/2020	11:43:54	150.1	1.003	1.035	32.415	0.032	16.242	13743.075
SAMPLE_0000348.LAB	3/10/2020	11:44:53	150.1	1.003	1.032	21.610	0.022	16.128	13751.860
SAMPLE_0000349.LAB	3/10/2020	11:45:51	150.1	1.003	1.018	22.418	0.022	16.613	13712.469
SAMPLE_0000350.LAB	3/10/2020	11:46:50	150.1	1.003	1.065	24.164	0.024	17.058	13695.997
SAMPLE_0000351.LAB	3/10/2020	11:47:49	150.1	1.003	1.049	30.112	0.030	16.753	13706.265
SAMPLE_0000352.LAB	3/10/2020	11:48:48	150.1	1.003	0.991	22.642	0.023	16.163	13714.421
SAMPLE_0000353.LAB	3/10/2020	11:49:46	150.1	1.003	1.003	18.297	0.018	16.099	13716.485
SAMPLE_0000354.LAB	3/10/2020	11:50:45	150.1	1.003	0.981	21.072	0.021	16.157	13719.437
SAMPLE_0000355.LAB	3/10/2020	11:51:44	150.1	1.003	0.990	24.513	0.025	16.333	13708.174
SAMPLE_0000356.LAB	3/10/2020	11:52:43	150.1	1.003	0.963	10.854	0.011	16.158	13723.946
SAMPLE_0000357.LAB	3/10/2020	11:53:42	150.1	1.003	0.992	11.304	0.011	16.089	13756.544
SAMPLE_0000358.LAB	3/10/2020	11:54:40	150.1	1.003	1.017	18.949	0.019	16.088	13749.981
SAMPLE_0000359.LAB	3/10/2020	11:55:39	150.2	1.003	0.910	30.780	0.031	16.058	13769.746
SAMPLE_0000360.LAB	3/10/2020	11:56:38	150.1	1.003	0.979	13.084	0.013	16.305	13778.228
SAMPLE_0000361.LAB	3/10/2020	11:57:37	150.2	1.003	0.981	13.937	0.014	15.751	13772.128
SAMPLE_0000362.LAB	3/10/2020	11:58:36	150.1	1.003	1.022	22.832	0.023	16.149	13804.399
SAMPLE_0000363.LAB	3/10/2020	11:59:34	150.1	1.003	1.070	18.697	0.019	16.516	13800.449
SAMPLE_0000364.LAB	3/10/2020	12:00:33	150.1	1.003	0.972	22.011	0.022	15.974	13787.414
SAMPLE_0000365.LAB	3/10/2020	12:01:32	150.1	1.003	0.979	6.422	0.006	15.904	13788.911
SAMPLE_0000366.LAB	3/10/2020	12:02:31	150.1	1.003	1.001	16.756	0.017	15.814	13808.977
SAMPLE_0000367.LAB	3/10/2020	12:03:30	150.1	1.003	1.016	20.118	0.020	15.668	13838.948

Spectrum	Date	Time	Temp	Pressure	Ethane [150C] [74-84-0] [2x8cm-1] [Aromatics Filter]	Ethylene Oxide (ppb)	Ethylene Oxide [150C] [75-21-8] [2x8cm-1] [Aromatics]	Methane [150C] [74-82-8] [2x8cm-1] [Aromatics] [SN110281261]	Water [150C] [7732-18-5] [2x8cm-1] [Aromatics] [SN110281261]
			(C)	(ATM)	Con (ppm)	Con (ppb)	Con (ppm)	Con (ppm)	Con (ppm)
SAMPLE_0000368.LAB	3/10/2020	12:04:28	150.1	1.003	0.993	13.349	0.013	15.759	13838.171
SAMPLE_0000369.LAB	3/10/2020	12:05:27	150.1	1.003	0.912	16.831	0.017	15.468	13848.962
SAMPLE_0000370.LAB	3/10/2020	12:06:26	150.1	1.003	1.026	30.840	0.031	16.391	13825.964
SAMPLE_0000371.LAB	3/10/2020	12:07:25	150.1	1.003	1.023	29.693	0.030	16.777	13837.440
SAMPLE_0000372.LAB	3/10/2020	12:08:24	150.1	1.003	1.052	35.317	0.035	17.123	13861.121
SAMPLE_0000373.LAB	3/10/2020	12:09:22	150.3	1.003	1.128	32.559	0.033	17.247	13883.181
SAMPLE_0000374.LAB	3/10/2020	12:10:21	150.1	1.003	1.053	27.337	0.027	16.563	13859.388
SAMPLE_0000375.LAB	3/10/2020	12:11:20	150.1	1.003	1.028	23.375	0.023	16.366	13848.190
SAMPLE_0000376.LAB	3/10/2020	12:12:19	150.1	1.003	0.997	19.428	0.019	15.798	13858.000
SAMPLE_0000377.LAB	3/10/2020	12:13:18	150.2	1.003	0.942	17.823	0.018	15.678	13882.710
SAMPLE_0000378.LAB	3/10/2020	12:14:16	150.1	1.003	0.971	10.767	0.011	15.569	13903.733
SAMPLE_0000379.LAB	3/10/2020	12:15:15	150.1	1.003	0.928	22.058	0.022	15.425	13915.154
SAMPLE_0000380.LAB	3/10/2020	12:16:14	150.1	1.003	0.980	19.353	0.019	15.400	13895.892
SAMPLE_0000381.LAB	3/10/2020	12:17:13	150.0	1.003	0.908	19.257	0.019	15.339	13910.186
SAMPLE_0000382.LAB	3/10/2020	12:18:12	150.1	1.003	1.060	29.385	0.029	16.048	13943.756
SAMPLE_0000383.LAB	3/10/2020	12:19:10	150.1	1.003	1.017	20.518	0.021	16.161	13938.077
SAMPLE_0000384.LAB	3/10/2020	12:20:09	150.1	1.003	0.997	22.461	0.022	15.860	13924.000
SAMPLE_0000385.LAB	3/10/2020	12:21:08	150.1	1.003	0.954	17.169	0.017	15.646	13889.419
SAMPLE_0000386.LAB	3/10/2020	12:22:07	150.1	1.003	1.017	17.301	0.017	15.906	13890.542
SAMPLE_0000387.LAB	3/10/2020	12:23:06	150.1	1.004	0.935	10.908	0.011	15.521	13889.964
SAMPLE_0000388.LAB	3/10/2020	12:24:04	150.2	1.003	0.921	19.793	0.020	15.139	13915.120
SAMPLE_0000389.LAB	3/10/2020	12:25:03	150.1	1.003	0.964	25.624	0.026	15.515	13929.448
SAMPLE_0000390.LAB	3/10/2020	12:26:02	150.1	1.003	0.979	28.036	0.028	16.396	13936.761
SAMPLE_0000391.LAB	3/10/2020	12:27:01	150.2	1.003	1.033	24.282	0.024	16.289	13947.156
SAMPLE_0000392.LAB	3/10/2020	12:28:00	150.1	1.003	1.098	24.843	0.025	16.450	13945.976
SAMPLE_0000393.LAB	3/10/2020	12:28:58	150.1	1.003	1.000	19.799	0.020	16.228	13988.987
		Minute Average				22.321			13967.482
SAMPLE_0000394.LAB	3/10/2020	12:29:57	150.1	1.003	0.994	22.618	0.023	16.054	14002.495
SAMPLE_0000395.LAB	3/10/2020	12:30:56	150.1	1.003	0.937	10.916	0.011	15.550	13984.221
SAMPLE_0000396.LAB	3/10/2020	12:31:55	150.1	1.003	0.938	10.208	0.010	15.386	13964.500
SAMPLE_0000397.LAB	3/10/2020	12:32:54	150.1	1.003	0.906	14.332	0.014	15.277	13970.227
SAMPLE_0000398.LAB	3/10/2020	12:33:52	150.1	1.003	0.960	23.734	0.024	15.576	14005.699
SAMPLE_0000399.LAB	3/10/2020	12:34:51	150.1	1.003	1.016	35.468	0.035	16.105	14012.202
SAMPLE_0000400.LAB	3/10/2020	12:35:50	150.1	1.003	1.028	25.124	0.025	15.452	13976.185
SAMPLE_0000401.LAB	3/10/2020	12:36:49	150.1	1.003	0.899	22.298	0.022	15.133	13982.657
SAMPLE_0000402.LAB	3/10/2020	12:37:48	150.1	1.003	0.919	16.453	0.016	15.131	14024.023
SAMPLE_0000403.LAB	3/10/2020	12:38:46	150.1	1.003	0.959	16.860	0.017	15.041	14056.762
SAMPLE_0000404.LAB	3/10/2020	12:39:45	150.0	1.003	0.957	19.480	0.019	14.988	14065.638
SAMPLE_0000405.LAB	3/10/2020	12:40:44	150.1	1.003	0.977	16.879	0.017	15.250	14075.508
SAMPLE_0000406.LAB	3/10/2020	12:41:43	150.1	1.003	0.931	18.656	0.019	15.023	14060.612
SAMPLE_0000407.LAB	3/10/2020	12:42:42	150.1	1.003	0.925	24.969	0.025	15.212	14044.676
SAMPLE_0000408.LAB	3/10/2020	12:43:40	150.2	1.003	0.961	32.305	0.032	15.404	14034.914
SAMPLE_0000409.LAB	3/10/2020	12:44:39	150.1	1.003	1.048	29.030	0.029	16.030	13999.997
SAMPLE_0000410.LAB	3/10/2020	12:45:38	150.1	1.003	1.079	36.492	0.036	16.423	13961.510
SAMPLE_0000411.LAB	3/10/2020	12:46:37	150.1	1.003	1.085	37.463	0.037	16.336	13937.918
SAMPLE_0000412.LAB	3/10/2020	12:47:36	150.0	1.003	1.034	35.341	0.035	16.179	13937.797
SAMPLE_0000413.LAB	3/10/2020	12:48:34	150.1	1.003	0.935	31.956	0.032	15.385	13983.043
SAMPLE_0000414.LAB	3/10/2020	12:49:33	150.1	1.003	0.927	26.050	0.026	15.552	14032.756
SAMPLE_0000415.LAB	3/10/2020	12:50:32	150.1	1.003	0.961	16.203	0.016	15.207	14039.960
SAMPLE_0000416.LAB	3/10/2020	12:51:31	150.1	1.003	0.920	21.967	0.022	15.098	14012.284
SAMPLE_0000417.LAB	3/10/2020	12:52:30	150.1	1.003	0.950	21.796	0.022	15.382	14018.686
SAMPLE_0000418.LAB	3/10/2020	12:53:28	150.1	1.003	0.946	28.237	0.028	15.462	14050.137
SAMPLE_0000419.LAB	3/10/2020	12:54:27	150.1	1.003	0.946	29.071	0.029	15.383	14088.195

Spectrum	Date	Time	Temp	Pressure	Ethane [150C] [74-84-0] [2x8cm-1] [Aromatics Filter]	Ethylene Oxide (ppb)	Ethylene Oxide [150C] [75-21-8] [2x8cm-1] [Aromatics]	Methane [150C] [74-82-8] [2x8cm-1] [Aromatics] [SN110281261]	Water [150C] [7732-18-5] [2x8cm-1] [Aromatics] [SN110281261]
			(C)	(ATM)	Con (ppm)	Con (ppb)	Con (ppm)	Con (ppm)	Con (ppm)
SAMPLE_0000420.LAB	3/10/2020	12:55:26	150.2	1.003	0.957	5.642	0.006	15.425	14115.001
SAMPLE_0000421.LAB	3/10/2020	12:56:25	150.2	1.003	0.933	16.786	0.017	15.487	14123.177
SAMPLE_0000422.LAB	3/10/2020	12:57:24	150.1	1.003	0.954	25.305	0.025	15.547	14089.784
SAMPLE_0000423.LAB	3/10/2020	12:58:22	150.2	1.003	0.997	28.893	0.029	15.751	14086.201
SAMPLE_0000424.LAB	3/10/2020	12:59:21	150.1	1.003	1.000	23.148	0.023	15.593	14076.539
SAMPLE_0000425.LAB	3/10/2020	13:00:20	150.1	1.003	1.009	28.090	0.028	15.591	14094.762
SAMPLE_0000426.LAB	3/10/2020	13:01:19	150.1	1.003	0.979	16.923	0.017	16.029	14102.301
SAMPLE_0000427.LAB	3/10/2020	13:02:18	150.1	1.003	1.013	37.494	0.037	15.731	14074.489
SAMPLE_0000428.LAB	3/10/2020	13:03:16	150.3	1.003	1.024	31.543	0.032	16.054	14064.216
SAMPLE_0000429.LAB	3/10/2020	13:04:15	150.1	1.003	1.041	38.703	0.039	16.072	14061.674
SAMPLE_0000430.LAB	3/10/2020	13:05:14	150.1	1.003	1.003	32.536	0.033	15.938	14090.780
SAMPLE_0000431.LAB	3/10/2020	13:06:13	150.2	1.003	1.015	21.813	0.022	16.083	14135.934
SAMPLE_0000432.LAB	3/10/2020	13:07:12	150.1	1.003	0.993	18.847	0.019	15.878	14160.074
SAMPLE_0000433.LAB	3/10/2020	13:08:10	150.1	1.003	0.983	12.184	0.012	15.803	14164.969
SAMPLE_0000434.LAB	3/10/2020	13:09:09	150.1	1.003	0.979	19.737	0.020	15.757	14139.598
SAMPLE_0000435.LAB	3/10/2020	13:10:08	150.2	1.003	0.957	18.970	0.019	15.907	14119.133
SAMPLE_0000436.LAB	3/10/2020	13:11:07	150.2	1.003	0.966	21.320	0.021	15.926	14098.080
SAMPLE_0000437.LAB	3/10/2020	13:12:06	150.1	1.003	1.042	23.843	0.024	16.290	14100.160
SAMPLE_0000438.LAB	3/10/2020	13:13:04	150.1	1.003	1.019	30.824	0.031	15.917	14092.170
SAMPLE_0000439.LAB	3/10/2020	13:14:03	150.1	1.003	1.003	19.295	0.019	15.830	14121.272
SAMPLE_0000440.LAB	3/10/2020	13:15:02	150.1	1.003	1.009	15.942	0.016	15.742	14142.731
SAMPLE_0000441.LAB	3/10/2020	13:16:01	150.1	1.003	1.035	14.389	0.014	15.754	14133.697
SAMPLE_0000442.LAB	3/10/2020	13:17:00	150.1	1.003	1.013	15.563	0.016	15.814	14123.411
SAMPLE_0000443.LAB	3/10/2020	13:17:58	150.1	1.003	1.001	15.375	0.015	15.738	14129.673
		Minute Average				15.469			14126.542
SAMPLE_0000444.LAB	3/10/2020	13:18:57	150.0	1.003	0.957	25.871	0.026	15.972	14151.145
SAMPLE_0000445.LAB	3/10/2020	13:19:56	150.3	1.002	1.026	18.291	0.018	16.083	14146.199
SAMPLE_0000446.LAB	3/10/2020	13:20:55	150.1	1.003	1.053	16.051	0.016	16.030	14103.085
SAMPLE_0000447.LAB	3/10/2020	13:21:54	150.1	1.003	0.993	17.323	0.017	16.087	14114.974
SAMPLE_0000448.LAB	3/10/2020	13:22:52	150.1	1.002	1.036	18.080	0.018	16.230	14170.208
SAMPLE_0000449.LAB	3/10/2020	13:23:51	150.1	1.003	1.018	7.986	0.008	15.922	14161.212
SAMPLE_0000450.LAB	3/10/2020	13:24:50	150.1	1.002	0.984	20.760	0.021	16.180	14147.686
SAMPLE_0000451.LAB	3/10/2020	13:25:49	150.1	1.003	1.038	18.252	0.018	16.088	14109.808
SAMPLE_0000452.LAB	3/10/2020	13:26:48	150.1	1.003	0.943	20.735	0.021	15.722	14123.169
SAMPLE_0000453.LAB	3/10/2020	13:27:46	150.1	1.003	0.933	12.446	0.012	15.615	14161.632
SAMPLE_0000454.LAB	3/10/2020	13:28:45	150.1	1.003	0.950	17.380	0.017	15.517	14146.359
SAMPLE_0000455.LAB	3/10/2020	13:29:44	150.1	1.003	0.964	10.032	0.010	15.529	14136.440
SAMPLE_0000456.LAB	3/10/2020	13:30:43	150.0	1.003	0.968	12.450	0.012	15.676	14130.956
SAMPLE_0000457.LAB	3/10/2020	13:31:42	150.1	1.002	1.005	13.483	0.013	15.826	14137.095
SAMPLE_0000458.LAB	3/10/2020	13:32:40	150.0	1.003	1.009	22.464	0.022	15.956	14131.678
SAMPLE_0000459.LAB	3/10/2020	13:33:39	150.0	1.003	0.999	14.786	0.015	15.755	14126.248
SAMPLE_0000460.LAB	3/10/2020	13:34:38	150.0	1.003	0.976	16.622	0.017	15.823	14137.088
SAMPLE_0000461.LAB	3/10/2020	13:35:37	150.2	1.003	0.946	8.087	0.008	15.431	14131.438
SAMPLE_0000462.LAB	3/10/2020	13:36:36	150.1	1.002	0.973	8.671	0.009	15.524	14112.609
SAMPLE_0000463.LAB	3/10/2020	13:37:34	150.0	1.002	0.987	14.698	0.015	15.612	14147.871
SAMPLE_0000464.LAB	3/10/2020	13:38:33	150.0	1.003	0.993	11.476	0.011	15.513	14172.836
SAMPLE_0000465.LAB	3/10/2020	13:39:32	150.0	1.003	0.954	11.043	0.011	15.576	14190.984
SAMPLE_0000466.LAB	3/10/2020	13:40:31	150.1	1.002	0.977	11.792	0.012	15.586	14181.421
SAMPLE_0000467.LAB	3/10/2020	13:41:30	150.1	1.003	0.995	15.561	0.016	15.606	14143.806
SAMPLE_0000468.LAB	3/10/2020	13:42:28	150.0	1.003	0.967	11.214	0.011	15.773	14116.245
SAMPLE_0000469.LAB	3/10/2020	13:43:27	150.1	1.003	1.003	12.215	0.012	15.650	14097.284
SAMPLE_0000470.LAB	3/10/2020	13:44:26	150.1	1.002	1.002	29.467	0.029	15.584	14077.752
SAMPLE_0000471.LAB	3/10/2020	13:45:25	150.1	1.002	0.976	16.424	0.016	15.579	14133.623

Spectrum	Date	Time	Temp	Pressure	Ethane [150C] [74-84-0] [2x8cm-1] [Aromatics Filter]	Ethylene Oxide (ppb)	Ethylene Oxide [150C] [75-21-8] [2x8cm-1] [Aromatics]	Methane [150C] [74-82-8] [2x8cm-1] [Aromatics] [SN110281261]	Water [150C] [7732-18-5] [2x8cm-1] [Aromatics] [SN110281261]
			(C)	(ATM)	Con (ppm)	Con (ppb)	Con (ppm)	Con (ppm)	Con (ppm)
SAMPLE_0000472.LAB	3/10/2020	13:46:24	150.1	1.002	0.957	9.085	0.009	15.634	14187.228
SAMPLE_0000473.LAB	3/10/2020	13:47:23	150.2	1.002	1.033	14.240	0.014	15.886	14194.081
SAMPLE_0000474.LAB	3/10/2020	13:48:21	150.0	1.003	0.966	19.287	0.019	15.831	14165.218
SAMPLE_0000475.LAB	3/10/2020	13:49:20	150.1	1.003	0.958	17.911	0.018	15.759	14151.196
SAMPLE_0000476.LAB	3/10/2020	13:50:19	150.1	1.002	0.972	14.390	0.014	15.585	14134.799
SAMPLE_0000477.LAB	3/10/2020	13:51:18	150.1	1.003	1.004	14.708	0.015	15.834	14096.970
SAMPLE_0000478.LAB	3/10/2020	13:52:17	150.1	1.002	1.006	16.455	0.016	15.795	14098.935
SAMPLE_0000479.LAB	3/10/2020	13:53:15	150.1	1.002	1.001	14.008	0.014	16.032	14111.161
SAMPLE_0000480.LAB	3/10/2020	13:54:14	150.0	1.003	1.038	15.154	0.015	16.118	14097.052
SAMPLE_0000481.LAB	3/10/2020	13:55:13	150.1	1.002	0.999	33.718	0.034	15.942	14080.669
SAMPLE_0000482.LAB	3/10/2020	13:56:12	150.1	1.003	0.971	26.203	0.026	15.847	14046.720
SAMPLE_0000483.LAB	3/10/2020	13:57:11	150.1	1.002	1.033	33.932	0.034	16.017	14062.795
SAMPLE_0000484.LAB	3/10/2020	13:58:09	150.1	1.002	1.005	28.725	0.029	15.971	14065.558
SAMPLE_0000485.LAB	3/10/2020	13:59:08	150.1	1.003	1.040	36.014	0.036	16.186	14058.824
SAMPLE_0000486.LAB	3/10/2020	14:00:07	150.1	1.002	1.055	36.521	0.037	15.840	14043.608
SAMPLE_0000487.LAB	3/10/2020	14:01:06	150.1	1.003	1.004	33.633	0.034	15.740	14027.132
SAMPLE_0000488.LAB	3/10/2020	14:03:07	150.1	1.002	1.020	33.633	0.027	15.618	14087.958
SAMPLE_0000489.LAB	3/10/2020	14:04:06	150.1	1.003	0.986	26.900	0.032	15.727	14087.353
SAMPLE_0000490.LAB	3/10/2020	14:05:05	150.0	1.003	0.998	32.486	0.032	15.630	14063.021
SAMPLE_0000491.LAB	3/10/2020	14:06:03	150.1	1.003	1.004	32.204	0.024	15.689	14071.986
SAMPLE_0000492.LAB	3/10/2020	14:07:02	150.1	1.003	0.998	23.662	0.021	15.554	14090.709
SAMPLE_0000493.LAB	3/10/2020	14:08:01	150.1	1.003	0.980	21.441	0.014	15.599	14114.279
SAMPLE_0000494.LAB	3/10/2020	14:09:00	150.1	1.002	0.984	14.239	0.006	15.666	14106.774
SAMPLE_0000495.LAB	3/10/2020	14:09:59	150.1	1.002	0.979	11.100	0.016	15.862	14092.000
SAMPLE_0000496.LAB	3/10/2020	14:10:58	150.1	1.003	1.058	27.450	0.027	15.842	14101.924
SAMPLE_0000497.LAB	3/10/2020	14:11:56	150.0	1.002	1.002	16.921	0.017	15.801	14141.402
SAMPLE_0000498.LAB	3/10/2020	14:12:55	150.1	1.003	1.080	17.252	0.017	16.102	14163.476
SAMPLE_0000499.LAB	3/10/2020	14:13:54	150.1	1.003	1.018	21.289	0.021	16.011	14172.260
SAMPLE_0000500.LAB	3/10/2020	14:14:53	150.1	1.003	1.009	19.218	0.019	16.085	14131.959
SAMPLE_0000501.LAB	3/10/2020	14:15:52	150.0	1.003	1.018	19.373	0.019	15.980	14131.684
SAMPLE_0000502.LAB	3/10/2020	14:16:50	150.1	1.002	1.011	25.534	0.026	15.955	14109.080
SAMPLE_0000503.LAB	3/10/2020	14:17:49	150.1	1.002	1.015	21.426	0.021	16.170	14126.287
SAMPLE_0000504.LAB	3/10/2020	14:18:48	150.2	1.002	1.032	19.304	0.019	16.231	14122.077
SAMPLE_0000505.LAB	3/10/2020	14:19:47	150.1	1.003	1.039	25.592	0.026	16.350	14123.917
SAMPLE_0000506.LAB	3/10/2020	14:20:46	150.0	1.002	1.047	23.271	0.023	16.274	14115.992
SAMPLE_0000507.LAB	3/10/2020	14:21:44	150.1	1.002	1.001	23.191	0.023	16.115	14106.652
SAMPLE_0000508.LAB	3/10/2020	14:22:43	150.1	1.003	1.049	20.673	0.021	16.168	14134.723
SAMPLE_0000509.LAB	3/10/2020	14:23:42	150.0	1.003	1.005	17.732	0.018	16.144	14138.677
SAMPLE_0000510.LAB	3/10/2020	14:24:41	150.1	1.002	1.023	24.096	0.024	16.241	14125.884
SAMPLE_0000511.LAB	3/10/2020	14:25:40	150.0	1.003	0.977	24.270	0.024	16.289	14115.079
SAMPLE_0000512.LAB	3/10/2020	14:26:38	150.1	1.003	1.033	21.729	0.022	16.002	14118.887
SAMPLE_0000513.LAB	3/10/2020	14:27:37	150.0	1.003	1.019	17.474	0.017	16.076	14130.463
SAMPLE_0000514.LAB	3/10/2020	14:28:36	150.1	1.003	1.008	18.323	0.018	15.960	14123.046
SAMPLE_0000515.LAB	3/10/2020	14:29:35	150.0	1.003	0.990	24.065	0.024	15.965	14102.943
SAMPLE_0000516.LAB	3/10/2020	14:30:34	150.1	1.003	1.042	20.104	0.020	16.023	14090.979
SAMPLE_0000517.LAB	3/10/2020	14:31:32	150.1	1.002	1.005	30.255	0.030	15.932	14102.474
SAMPLE_0000518.LAB	3/10/2020	14:32:31	150.1	1.003	0.995	18.910	0.019	15.789	14110.907
SAMPLE_0000519.LAB	3/10/2020	14:33:30	150.0	1.003	1.054	18.069	0.018	15.880	14104.471
SAMPLE_0000520.LAB	3/10/2020	14:34:29	150.1	1.003	1.012	20.784	0.021	16.159	14081.978
SAMPLE_0000521.LAB	3/10/2020	14:35:28	150.1	1.003	1.035	35.036	0.035	15.953	14085.922
SAMPLE_0000522.LAB	3/10/2020	14:36:26	150.1	1.003	1.042	38.871	0.039	16.090	14108.396
SAMPLE_0000523.LAB	3/10/2020	14:37:25	150.1	1.003	0.954	19.679	0.020	16.043	14131.095
SAMPLE_0000524.LAB	3/10/2020	14:38:24	150.1	1.003	1.033	24.307	0.024	16.294	14128.267

Spectrum	Date	Time	Temp	Pressure	Ethane [150C] [74-84-0] [2x8cm-1] [Aromatics Filter]	Ethylene Oxide (ppb)	Ethylene Oxide [150C] [75-21-8] [2x8cm-1] [Aromatics]	Methane [150C] [74-82-8] [2x8cm-1] [Aromatics] [SN110281261]	Water [150C] [7732-18-5] [2x8cm-1] [Aromatics] [SN110281261]
			(C)	(ATM)	Con (ppm)	Con (ppb)	Con (ppm)	Con (ppm)	Con (ppm)
SAMPLE_0000525.LAB	3/10/2020	14:39:23	150.1	1.002	1.012	23.144	0.023	16.158	14091.662
SAMPLE_0000526.LAB	3/10/2020	14:40:22	150.1	1.003	1.062	38.500	0.038	15.998	14100.218
SAMPLE_0000527.LAB	3/10/2020	14:41:20	150.1	1.003	1.029	19.507	0.020	15.944	14132.042
SAMPLE_0000528.LAB	3/10/2020	14:42:19	150.1	1.003	1.058	24.308	0.024	16.387	14146.498
SAMPLE_0000529.LAB	3/10/2020	14:43:18	150.1	1.003	1.039	27.516	0.028	16.237	14147.198
SAMPLE_0000530.LAB	3/10/2020	14:44:17	150.1	1.002	1.099	29.085	0.029	16.251	14093.027
SAMPLE_0000531.LAB	3/10/2020	14:45:16	150.1	1.003	1.074	45.979	0.046	16.199	14078.619
SAMPLE_0000532.LAB	3/10/2020	14:46:14	150.1	1.002	1.048	36.931	0.037	16.103	14098.001
SAMPLE_0000533.LAB	3/10/2020	14:47:13	150.2	1.003	1.036	27.412	0.027	16.211	14109.717
SAMPLE_0000534.LAB	3/10/2020	14:48:12	150.1	1.003	1.053	22.874	0.023	16.153	14112.349
SAMPLE_0000535.LAB	3/10/2020	14:49:11	150.1	1.003	1.042	28.748	0.029	16.264	14086.166
SAMPLE_0000536.LAB	3/10/2020	14:50:10	150.1	1.003	1.060	43.233	0.043	16.022	14077.433
SAMPLE_0000537.LAB	3/10/2020	14:51:09	150.1	1.002	1.055	41.303	0.041	15.840	14122.465
SAMPLE_0000538.LAB	3/10/2020	14:52:07	150.1	1.002	1.028	27.585	0.028	16.072	14146.232
SAMPLE_0000539.LAB	3/10/2020	14:53:06	150.1	1.003	1.033	25.353	0.025	15.992	14145.600
SAMPLE_0000540.LAB	3/10/2020	14:54:05	150.1	1.002	1.064	15.948	0.016	16.179	14134.539
SAMPLE_0000541.LAB	3/10/2020	14:55:04	150.1	1.003	1.038	33.192	0.033	15.922	14105.704
SAMPLE_0000542.LAB	3/10/2020	14:56:02	150.3	1.003	1.038	24.444	0.024	15.992	14077.225
SAMPLE_0000543.LAB	3/10/2020	14:57:01	150.1	1.002	1.026	41.344	0.041	15.804	14078.782
SAMPLE_0000544.LAB	3/10/2020	14:58:00	150.1	1.003	1.032	41.861	0.042	16.073	14078.782
SAMPLE_0000545.LAB	3/10/2020	14:58:59	150.3	1.002	1.097	35.931	0.036	15.977	14109.119
		Minute Average				38.896			14093.951
SAMPLE_0000546.LAB	3/10/2020	14:59:58	150.1	1.002	1.020	34.853	0.035	16.078	14064.799
SAMPLE_0000547.LAB	3/10/2020	15:00:57	150.1	1.002	1.049	41.870	0.042	15.899	14048.214
SAMPLE_0000548.LAB	3/10/2020	15:01:55	150.1	1.003	1.075	37.941	0.038	16.143	14055.652
SAMPLE_0000549.LAB	3/10/2020	15:02:54	150.1	1.003	1.105	48.851	0.049	16.303	14089.650
SAMPLE_0000550.LAB	3/10/2020	15:03:53	150.0	1.002	1.112	46.840	0.047	16.284	14058.162
SAMPLE_0000551.LAB	3/10/2020	15:04:52	150.1	1.003	1.047	41.165	0.041	15.940	14043.888
SAMPLE_0000552.LAB	3/10/2020	15:05:51	150.1	1.003	1.031	36.701	0.037	15.895	14046.067
SAMPLE_0000553.LAB	3/10/2020	15:06:49	150.1	1.003	1.039	44.264	0.044	16.089	14064.902
SAMPLE_0000554.LAB	3/10/2020	15:07:48	150.1	1.002	1.068	44.771	0.045	16.108	14088.182
SAMPLE_0000555.LAB	3/10/2020	15:08:47	150.2	1.002	1.124	47.655	0.048	16.291	14046.263
SAMPLE_0000556.LAB	3/10/2020	15:09:46	150.0	1.003	1.072	38.865	0.039	15.931	14063.862
SAMPLE_0000557.LAB	3/10/2020	15:10:45	150.1	1.003	1.061	39.656	0.040	15.908	14061.117
SAMPLE_0000558.LAB	3/10/2020	15:11:43	150.1	1.002	1.077	46.683	0.047	16.005	14078.390
SAMPLE_0000559.LAB	3/10/2020	15:12:42	150.2	1.003	1.051	53.694	0.054	16.275	14101.513
SAMPLE_0000560.LAB	3/10/2020	15:13:41	150.2	1.002	1.054	36.136	0.036	16.131	14077.237
SAMPLE_0000561.LAB	3/10/2020	15:14:40	150.1	1.002	1.053	52.460	0.052	16.105	14058.086
SAMPLE_0000562.LAB	3/10/2020	15:15:39	150.2	1.002	1.118	46.485	0.046	16.167	14017.012
SAMPLE_0000563.LAB	3/10/2020	15:16:37	150.1	1.002	1.064	42.335	0.042	16.158	14004.722
SAMPLE_0000564.LAB	3/10/2020	15:17:36	150.1	1.002	1.081	44.516	0.045	16.046	14018.877
SAMPLE_0000565.LAB	3/10/2020	15:18:35	150.1	1.002	1.081	44.143	0.044	15.883	14022.648
SAMPLE_0000566.LAB	3/10/2020	15:19:34	150.2	1.002	1.033	47.661	0.048	15.756	13997.623
SAMPLE_0000567.LAB	3/10/2020	15:20:33	150.1	1.002	1.000	42.956	0.043	15.853	13988.680
SAMPLE_0000568.LAB	3/10/2020	15:21:32	150.1	1.002	1.048	44.963	0.045	15.993	13980.782
SAMPLE_0000569.LAB	3/10/2020	15:22:30	150.1	1.002	1.063	40.003	0.040	16.168	13966.661
SAMPLE_0000570.LAB	3/10/2020	15:23:29	150.1	1.003	1.048	46.046	0.046	16.247	13955.996
SAMPLE_0000571.LAB	3/10/2020	15:24:28	150.1	1.003	1.059	33.913	0.034	16.129	13937.905
SAMPLE_0000572.LAB	3/10/2020	15:25:27	150.1	1.003	1.054	35.791	0.036	15.692	13917.409
SAMPLE_0000573.LAB	3/10/2020	15:26:26	150.1	1.003	1.025	39.262	0.039	15.911	13973.514
SAMPLE_0000574.LAB	3/10/2020	15:27:24	150.1	1.002	1.056	37.627	0.038	15.886	13974.616
SAMPLE_0000575.LAB	3/10/2020	15:28:23	150.1	1.003	1.061	37.845	0.038	16.111	13970.733
SAMPLE_0000576.LAB	3/10/2020	15:29:22	150.2	1.002	1.086	47.208	0.047	16.325	13938.730

Spectrum	Date	Time	Temp	Pressure	Ethane [150C] [74-84-0] [2x8cm-1] [Aromatics Filter]	Ethylene Oxide (ppb)	Ethylene Oxide [150C] [75-21-8] [2x8cm-1] [Aromatics]	Methane [150C] [74-82-8] [2x8cm-1] [Aromatics] [SN110281261]	Water [150C] [7732-18-5] [2x8cm-1] [Aromatics] [SN110281261]
			(C)	(ATM)	Con (ppm)	Con (ppb)	Con (ppm)	Con (ppm)	Con (ppm)
SAMPLE_0000577.LAB	3/10/2020	15:30:21	150.1	1.003	1.073	42.645	0.043	15.954	13932.186
SAMPLE_0000578.LAB	3/10/2020	15:31:20	150.1	1.003	1.028	43.470	0.043	15.791	13930.854
SAMPLE_0000579.LAB	3/10/2020	15:32:18	150.1	1.002	1.046	33.113	0.033	15.914	13919.659
SAMPLE_0000580.LAB	3/10/2020	15:33:17	150.1	1.003	0.983	37.022	0.037	15.933	13897.816
SAMPLE_0000581.LAB	3/10/2020	15:34:16	150.1	1.003	1.098	36.709	0.037	16.105	13877.908
SAMPLE_0000582.LAB	3/10/2020	15:35:15	150.1	1.002	1.048	32.267	0.032	15.779	13852.158
SAMPLE_0000583.LAB	3/10/2020	15:36:14	150.1	1.003	0.984	32.042	0.032	15.719	13862.690
SAMPLE_0000584.LAB	3/10/2020	15:37:12	150.2	1.003	1.022	39.137	0.039	15.813	13885.299
SAMPLE_0000585.LAB	3/10/2020	15:38:11	150.2	1.002	1.057	28.842	0.029	16.131	13858.276
SAMPLE_0000586.LAB	3/10/2020	15:39:10	150.1	1.003	1.050	38.610	0.039	16.114	13815.913
SAMPLE_0000587.LAB	3/10/2020	15:40:09	150.2	1.003	1.092	29.424	0.029	16.096	13796.902
SAMPLE_0000588.LAB	3/10/2020	15:41:08	150.1	1.003	1.073	34.914	0.035	16.234	13796.681
SAMPLE_0000589.LAB	3/10/2020	15:42:06	150.1	1.003	1.127	36.447	0.036	16.290	13808.551
SAMPLE_0000590.LAB	3/10/2020	15:43:05	150.2	1.003	1.085	35.413	0.035	16.243	13799.973
SAMPLE_0000591.LAB	3/10/2020	15:44:04	150.1	1.002	1.054	38.723	0.039	16.303	13784.714
SAMPLE_0000592.LAB	3/10/2020	15:45:03	150.1	1.003	1.079	38.057	0.038	16.198	13807.031
SAMPLE_0000593.LAB	3/10/2020	15:46:02	150.2	1.002	1.098	38.185	0.038	16.281	13806.799
SAMPLE_0000594.LAB	3/10/2020	15:47:00	150.1	1.003	1.088	37.693	0.038	16.382	13806.799
SAMPLE_0000595.LAB	3/10/2020	15:47:59	150.1	1.003	1.076	40.960	0.041	16.411	13799.295
		Minute Average				39.326			13803.047
SAMPLE_0000596.LAB	3/10/2020	15:48:58	150.2	1.003	1.132	45.545	0.046	16.705	13759.056
SAMPLE_0000597.LAB	3/10/2020	15:49:57	150.1	1.003	1.112	41.473	0.041	16.627	13760.619
SAMPLE_0000598.LAB	3/10/2020	15:50:56	150.1	1.003	1.126	47.789	0.048	16.660	13762.395
SAMPLE_0000599.LAB	3/10/2020	15:51:55	150.1	1.002	1.111	38.478	0.038	16.670	13729.777
SAMPLE_0000600.LAB	3/10/2020	15:52:53	150.1	1.003	1.105	40.496	0.040	16.669	13704.134
SAMPLE_0000601.LAB	3/10/2020	15:53:52	150.1	1.002	1.118	40.904	0.041	16.616	13702.956
SAMPLE_0000602.LAB	3/10/2020	15:54:51	150.2	1.002	1.141	37.149	0.037	16.785	13716.516
SAMPLE_0000603.LAB	3/10/2020	15:55:50	150.3	1.003	1.165	43.441	0.043	16.577	13707.862
SAMPLE_0000604.LAB	3/10/2020	15:56:49	150.1	1.002	1.085	42.700	0.043	16.601	13684.959
SAMPLE_0000605.LAB	3/10/2020	15:57:47	150.2	1.003	1.106	41.840	0.042	16.770	13658.286
SAMPLE_0000606.LAB	3/10/2020	15:58:46	150.1	1.003	1.066	38.456	0.038	16.655	13664.336
SAMPLE_0000607.LAB	3/10/2020	15:59:45	150.1	1.003	1.087	42.736	0.043	16.600	13669.294
SAMPLE_0000608.LAB	3/10/2020	16:00:44	150.2	1.002	1.137	44.869	0.045	16.680	13644.920
SAMPLE_0000609.LAB	3/10/2020	16:01:43	150.1	1.003	1.166	45.182	0.045	17.065	13640.834
SAMPLE_0000610.LAB	3/10/2020	16:02:41	150.2	1.002	1.086	39.224	0.039	16.882	13633.257
SAMPLE_0000611.LAB	3/10/2020	16:03:40	150.3	1.003	1.118	39.997	0.040	16.741	13623.410
SAMPLE_0000612.LAB	3/10/2020	16:04:39	150.2	1.003	1.116	38.522	0.039	16.484	13640.727
SAMPLE_0000613.LAB	3/10/2020	16:05:38	150.2	1.003	1.081	42.679	0.043	16.687	13647.742
SAMPLE_0000614.LAB	3/10/2020	16:06:37	150.2	1.002	1.173	51.194	0.051	17.113	13628.673
SAMPLE_0000615.LAB	3/10/2020	16:07:35	150.1	1.002	1.135	44.558	0.045	17.384	13614.966
SAMPLE_0000616.LAB	3/10/2020	16:08:34	150.2	1.002	1.130	42.999	0.043	16.980	13603.122
SAMPLE_0000617.LAB	3/10/2020	16:09:33	150.1	1.002	1.157	37.571	0.038	16.904	13627.448
SAMPLE_0000618.LAB	3/10/2020	16:10:32	150.2	1.002	1.166	39.571	0.040	17.096	13628.913
SAMPLE_0000619.LAB	3/10/2020	16:11:31	150.1	1.003	1.156	43.941	0.044	17.050	13649.959
SAMPLE_0000620.LAB	3/10/2020	16:12:29	150.1	1.002	1.180	42.933	0.043	17.096	13633.328
SAMPLE_0000621.LAB	3/10/2020	16:13:28	150.1	1.003	1.148	44.827	0.045	17.053	13651.080
SAMPLE_0000622.LAB	3/10/2020	16:14:27	150.4	1.003	1.147	40.061	0.040	17.052	13698.919
SAMPLE_0000623.LAB	3/10/2020	16:15:26	150.1	1.002	1.100	36.831	0.037	16.714	13630.095
SAMPLE_0000624.LAB	3/10/2020	16:16:25	150.1	1.003	1.128	52.229	0.052	16.964	13617.582
SAMPLE_0000625.LAB	3/10/2020	16:17:23	150.1	1.002	1.107	39.839	0.040	16.701	13605.918
SAMPLE_0000626.LAB	3/10/2020	16:18:22	150.1	1.003	1.105	43.489	0.043	17.118	13600.328
SAMPLE_0000627.LAB	3/10/2020	16:19:21	150.2	1.003	1.125	42.009	0.042	16.895	13610.321
SAMPLE_0000628.LAB	3/10/2020	16:20:20	150.1	1.003	1.144	44.656	0.045	17.077	13638.516

Spectrum	Date	Time	Temp	Pressure	Ethane [150C] [74-84-0] [2x8cm-1] [Aromatics Filter]	Ethylene Oxide (ppb)	Ethylene Oxide [150C] [75-21-8] [2x8cm-1] [Aromatics]	Methane [150C] [74-82-8] [2x8cm-1] [Aromatics] [SN110281261]	Water [150C] [7732-18-5] [2x8cm-1] [Aromatics] [SN110281261]
			(C)	(ATM)	Con (ppm)	Con (ppb)	Con (ppm)	Con (ppm)	Con (ppm)
SAMPLE_0000629.LAB	3/10/2020	16:21:19	150.1	1.002	1.165	40.531	0.041	17.060	13626.805
SAMPLE_0000630.LAB	3/10/2020	16:22:17	150.1	1.003	1.194	41.653	0.042	17.063	13621.157
SAMPLE_0000631.LAB	3/10/2020	16:23:16	150.1	1.002	1.151	40.797	0.041	16.990	13612.240
SAMPLE_0000632.LAB	3/10/2020	16:24:15	150.1	1.003	1.127	39.706	0.040	17.103	13616.761
SAMPLE_0000633.LAB	3/10/2020	16:25:14	150.1	1.002	1.116	40.586	0.041	16.914	13616.638
SAMPLE_0000634.LAB	3/10/2020	16:26:13	150.1	1.002	1.172	43.353	0.043	16.965	13606.061
SAMPLE_0000635.LAB	3/10/2020	16:27:12	150.0	1.003	1.136	45.167	0.045	17.052	13602.411
SAMPLE_0000636.LAB	3/10/2020	16:28:10	150.1	1.002	1.168	40.079	0.040	16.890	13577.633
SAMPLE_0000637.LAB	3/10/2020	16:29:09	150.1	1.002	1.145	45.340	0.045	17.165	13570.798
SAMPLE_0000638.LAB	3/10/2020	16:30:08	150.3	1.003	1.183	43.168	0.043	17.398	13575.010
SAMPLE_0000639.LAB	3/10/2020	16:31:07	150.1	1.003	1.113	41.137	0.041	17.075	13575.109
SAMPLE_0000640.LAB	3/10/2020	16:32:06	150.1	1.003	1.203	46.682	0.047	17.486	13565.442
SAMPLE_0000641.LAB	3/10/2020	16:33:04	150.1	1.003	1.148	39.528	0.040	17.126	13551.950
SAMPLE_0000642.LAB	3/10/2020	16:34:03	150.1	1.003	1.222	47.360	0.047	17.468	13562.235
SAMPLE_0000643.LAB	3/10/2020	16:35:02	150.1	1.003	1.136	42.386	0.042	17.053	13560.033
SAMPLE_0000644.LAB	3/10/2020	16:36:01	150.0	1.003	1.149	43.877	0.044	16.965	13590.845
SAMPLE_0000645.LAB	3/10/2020	16:37:00	150.1	1.003	1.185	39.312	0.039	17.410	13590.845
SAMPLE_0000646.LAB	3/10/2020	16:37:58	150.1	1.003	1.144	31.517	0.032	16.988	13561.177
		Minute Average				35.415			13576.011
SAMPLE_0000647.LAB	3/10/2020	16:38:57	150.1	1.003	1.117	39.734	0.040	16.975	13581.076
SAMPLE_0000648.LAB	3/10/2020	16:39:56	150.1	1.002	1.168	34.523	0.035	16.973	13566.477
SAMPLE_0000649.LAB	3/10/2020	16:40:55	150.0	1.003	1.146	40.399	0.040	17.026	13565.391
SAMPLE_0000650.LAB	3/10/2020	16:41:54	150.1	1.003	1.165	39.724	0.040	17.031	13544.613
SAMPLE_0000651.LAB	3/10/2020	16:42:52	150.2	1.003	1.163	35.817	0.036	17.272	13517.920
SAMPLE_0000652.LAB	3/10/2020	16:43:51	150.1	1.003	1.195	39.836	0.040	17.075	13533.175
SAMPLE_0000653.LAB	3/10/2020	16:44:50	150.1	1.002	1.204	39.270	0.039	17.166	13533.999
SAMPLE_0000654.LAB	3/10/2020	16:45:49	150.2	1.003	1.163	47.101	0.047	17.308	13536.683
SAMPLE_0000655.LAB	3/10/2020	16:46:48	150.1	1.003	1.174	47.532	0.048	17.533	13538.192
SAMPLE_0000656.LAB	3/10/2020	16:47:46	150.1	1.003	1.105	36.249	0.036	16.927	13515.307
SAMPLE_0000657.LAB	3/10/2020	16:48:45	150.1	1.003	1.196	35.747	0.036	17.022	13515.637
SAMPLE_0000658.LAB	3/10/2020	16:49:44	150.1	1.002	1.187	38.797	0.039	17.258	13513.049
SAMPLE_0000659.LAB	3/10/2020	16:50:43	150.1	1.003	1.185	47.287	0.047	17.612	13513.604
SAMPLE_0000660.LAB	3/10/2020	16:51:42	150.1	1.002	1.157	42.019	0.042	16.933	13516.334
SAMPLE_0000661.LAB	3/10/2020	16:52:40	150.1	1.002	1.102	38.726	0.039	16.854	13504.577
SAMPLE_0000662.LAB	3/10/2020	16:53:39	150.1	1.003	1.137	45.032	0.045	16.956	13519.429
SAMPLE_0000663.LAB	3/10/2020	16:54:38	150.1	1.003	1.136	37.378	0.037	16.923	13529.013
		Minute Average				39.225			13533.983
SAMPLE_0000664.LAB	3/10/2020	16:56:37	150.1	1.002	1.135	41.071	0.041	17.069	13538.952
SAMPLE_0000665.LAB	3/10/2020	16:57:35	150.1	1.003	1.128	31.086	0.031	16.849	13534.310
SAMPLE_0000666.LAB	3/10/2020	16:58:34	150.1	1.003	1.182	42.123	0.042	17.040	13527.186
SAMPLE_0000667.LAB	3/10/2020	16:59:33	150.1	1.003	1.152	46.427	0.046	17.211	13520.637
SAMPLE_0000668.LAB	3/10/2020	17:00:32	150.1	1.003	1.193	49.224	0.049	17.510	13523.545
SAMPLE_0000669.LAB	3/10/2020	17:01:31	150.1	1.002	1.156	54.339	0.054	17.370	13517.474
SAMPLE_0000670.LAB	3/10/2020	17:02:29	150.1	1.002	1.218	52.624	0.053	17.699	13539.515
SAMPLE_0000671.LAB	3/10/2020	17:03:28	150.1	1.003	1.206	47.616	0.048	17.528	13516.527
SAMPLE_0000672.LAB	3/10/2020	17:04:27	150.3	1.003	1.199	52.376	0.052	17.698	13537.188
SAMPLE_0000673.LAB	3/10/2020	17:05:26	150.1	1.003	1.234	51.177	0.051	17.630	13540.703
SAMPLE_0000674.LAB	3/10/2020	17:06:25	150.1	1.003	1.132	52.807	0.053	17.463	13535.654
SAMPLE_0000675.LAB	3/10/2020	17:07:23	150.2	1.003	1.192	46.857	0.047	17.396	13530.217
SAMPLE_0000676.LAB	3/10/2020	17:08:22	150.2	1.003	1.178	53.487	0.053	17.402	13544.913
SAMPLE_0000677.LAB	3/10/2020	17:09:21	150.1	1.003	1.200	55.041	0.055	17.839	13525.129
SAMPLE_0000678.LAB	3/10/2020	17:10:20	150.1	1.002	1.194	54.063	0.054	17.735	13527.587
SAMPLE_0000679.LAB	3/10/2020	17:11:19	150.1	1.003	1.205	55.050	0.055	17.828	13524.138

Spectrum	Date	Time	Temp	Pressure	Ethane [150C] [74-84-0] [2x8cm-1] [Aromatics Filter]	Ethylene Oxide (ppb)	Ethylene Oxide [150C] [75-21-8] [2x8cm-1] [Aromatics]	Methane [150C] [74-82-8] [2x8cm-1] [Aromatics] [SN110281261]	Water [150C] [7732-18-5] [2x8cm-1] [Aromatics] [SN110281261]
			(C)	(ATM)	Con (ppm)	Con (ppb)	Con (ppm)	Con (ppm)	Con (ppm)
SAMPLE_0000680.LAB	3/10/2020	17:12:17	150.1	1.002	1.193	59.697	0.060	18.069	13524.612
SAMPLE_0000681.LAB	3/10/2020	17:13:16	150.1	1.003	1.161	54.091	0.054	17.852	13516.916
SAMPLE_0000682.LAB	3/10/2020	17:14:15	150.1	1.002	1.186	57.197	0.057	17.512	13505.117
SAMPLE_0000683.LAB	3/10/2020	17:15:14	150.1	1.002	1.190	49.535	0.050	17.257	13522.949
SAMPLE_0000684.LAB	3/10/2020	17:16:13	150.1	1.002	1.164	40.685	0.041	17.049	13525.413
SAMPLE_0000685.LAB	3/10/2020	17:17:11	150.1	1.002	1.085	50.526	0.051	17.098	13522.485
SAMPLE_0000686.LAB	3/10/2020	17:18:10	150.2	1.002	1.206	53.239	0.053	17.373	13531.580
SAMPLE_0000687.LAB	3/10/2020	17:19:09	150.2	1.002	1.167	48.252	0.048	17.104	13533.033
SAMPLE_0000688.LAB	3/10/2020	17:20:08	150.1	1.003	1.222	52.259	0.052	17.334	13541.983
SAMPLE_0000689.LAB	3/10/2020	17:21:07	150.2	1.002	1.202	51.030	0.051	17.381	13524.677
SAMPLE_0000690.LAB	3/10/2020	17:22:06	150.1	1.002	1.202	48.551	0.049	17.279	13508.596
SAMPLE_0000691.LAB	3/10/2020	17:23:04	150.1	1.002	1.167	51.040	0.051	17.123	13503.609
SAMPLE_0000692.LAB	3/10/2020	17:24:03	150.1	1.002	1.194	53.410	0.053	17.391	13504.521
SAMPLE_0000693.LAB	3/10/2020	17:25:02	150.1	1.002	1.091	50.865	0.051	17.195	13478.956
SAMPLE_0000694.LAB	3/10/2020	17:26:01	150.3	1.002	1.136	48.644	0.049	17.319	13504.521
SAMPLE_0000695.LAB	3/10/2020	17:26:59	150.2	1.002	1.174	50.659	0.051	17.220	13478.956
		Minute Average				49.652			13491.739
SAMPLE_0000696.LAB	3/10/2020	17:27:58	150.2	1.002	1.123	50.659	0.050	17.486	13506.546
SAMPLE_0000697.LAB	3/10/2020	17:28:57	150.2	1.001	1.217	50.120	0.052	17.449	13502.621
SAMPLE_0000698.LAB	3/10/2020	17:29:56	150.2	1.002	1.168	52.148	0.050	17.052	13473.274
SAMPLE_0000699.LAB	3/10/2020	17:30:55	150.1	1.002	1.120	50.064	0.050	17.134	13462.848
SAMPLE_0000700.LAB	3/10/2020	17:31:53	150.1	1.002	1.125	49.735	0.054	17.281	13462.118
SAMPLE_0000701.LAB	3/10/2020	17:32:52	150.1	1.002	1.164	53.970	0.053	17.324	13485.039
SAMPLE_0000702.LAB	3/10/2020	17:33:51	150.1	1.002	1.194	52.757	0.054	17.139	13488.082
SAMPLE_0000703.LAB	3/10/2020	17:34:50	150.1	1.002	1.183	53.938	0.061	17.256	13502.172
SAMPLE_0000704.LAB	3/10/2020	17:35:49	150.1	1.002	1.222	61.006	0.061	17.241	13521.305
SAMPLE_0000705.LAB	3/10/2020	17:36:48	150.2	1.002	1.148	61.419	0.060	17.392	13506.316
SAMPLE_0000706.LAB	3/10/2020	17:37:46	150.2	1.002	1.161	60.040	0.056	17.435	13494.055
SAMPLE_0000707.LAB	3/10/2020	17:38:45	150.2	1.002	1.185	55.896	0.056	17.501	13477.254
SAMPLE_0000708.LAB	3/10/2020	17:39:44	150.1	1.001	1.178	55.891	0.056	17.428	13476.758
SAMPLE_0000709.LAB	3/10/2020	17:40:43	150.2	1.002	1.212	56.441	0.055	17.328	13487.254
SAMPLE_0000710.LAB	3/10/2020	17:41:42	150.1	1.002	1.198	54.963	0.063	17.297	13482.093
SAMPLE_0000711.LAB	3/10/2020	17:42:40	150.1	1.002	1.151	63.446	0.048	17.088	13486.217
SAMPLE_0000712.LAB	3/10/2020	17:43:39	150.1	1.002	1.112	47.723	0.051	17.171	13459.731
SAMPLE_0000713.LAB	3/10/2020	17:44:38	150.1	1.002	1.127	51.385	0.045	17.257	13438.315
SAMPLE_0000714.LAB	3/10/2020	17:45:37	150.1	1.002	1.189	44.611	0.058	17.105	13449.219
SAMPLE_0000715.LAB	3/10/2020	17:46:36	150.1	1.002	1.235	57.519	0.051	17.544	13431.964
SAMPLE_0000716.LAB	3/10/2020	17:47:34	150.1	1.002	1.189	50.676	0.052	17.577	13431.953
SAMPLE_0000717.LAB	3/10/2020	17:48:33	150.1	1.002	1.137	51.700	0.047	17.164	13418.884
SAMPLE_0000718.LAB	3/10/2020	17:49:32	150.1	1.002	1.189	47.402	0.046	17.409	13410.127
SAMPLE_0000719.LAB	3/10/2020	17:50:31	150.1	1.002	1.191	46.265	0.054	17.627	13419.880
SAMPLE_0000720.LAB	3/10/2020	17:51:30	150.1	1.002	1.176	53.758	0.052	17.423	13409.464
SAMPLE_0000721.LAB	3/10/2020	17:52:28	150.1	1.002	1.191	51.651	0.059	17.468	13390.646
SAMPLE_0000722.LAB	3/10/2020	17:53:27	150.1	1.002	1.168	58.724	0.047	17.405	13398.590
SAMPLE_0000723.LAB	3/10/2020	17:54:26	150.2	1.002	1.178	46.773	0.053	17.667	13398.283
SAMPLE_0000724.LAB	3/10/2020	17:55:25	150.3	1.002	1.158	52.563	0.044	17.377	13391.837
SAMPLE_0000725.LAB	3/10/2020	17:56:24	150.3	1.002	1.121	43.951	0.052	17.275	13380.100
SAMPLE_0000726.LAB	3/10/2020	17:57:22	150.2	1.002	1.195	52.419	0.054	17.662	13361.326
SAMPLE_0000727.LAB	3/10/2020	17:58:21	150.2	1.002	1.147	54.043	0.055	17.500	13387.296
SAMPLE_0000728.LAB	3/10/2020	17:59:20	150.3	1.002	1.175	54.914	0.042	17.534	13371.426
SAMPLE_0000729.LAB	3/10/2020	18:00:19	150.1	1.002	1.234	41.775	0.054	17.806	13371.973
SAMPLE_0000730.LAB	3/10/2020	18:01:18	150.1	1.002	1.142	54.397	0.055	17.419	13361.193
SAMPLE_0000731.LAB	3/10/2020	18:02:16	150.1	1.002	1.182	54.548	0.049	17.505	13381.251

Spectrum	Date	Time	Temp	Pressure	Ethane [150C] [74-84-0] [2x8cm-1] [Aromatics Filter]	Ethylene Oxide (ppb)	Ethylene Oxide [150C] [75-21-8] [2x8cm-1] [Aromatics]	Methane [150C] [74-82-8] [2x8cm-1] [Aromatics] [SN110281261]	Water [150C] [7732-18-5] [2x8cm-1] [Aromatics] [SN110281261]
			(C)	(ATM)	Con (ppm)	Con (ppb)	Con (ppm)	Con (ppm)	Con (ppm)
SAMPLE_0000732.LAB	3/10/2020	18:03:15	150.1	1.001	1.210	49.433	0.053	17.745	13355.841
SAMPLE_0000733.LAB	3/10/2020	18:04:14	150.1	1.002	1.262	53.306	0.042	17.470	13349.979
SAMPLE_0000734.LAB	3/10/2020	18:05:13	150.1	1.001	1.210	41.702	0.041	17.664	13353.600
SAMPLE_0000735.LAB	3/10/2020	18:06:12	150.2	1.001	1.150	41.288	0.049	17.630	13350.745
SAMPLE_0000736.LAB	3/10/2020	18:07:10	150.2	1.002	1.188	48.613	0.047	17.579	13374.755
SAMPLE_0000737.LAB	3/10/2020	18:08:31	150.3	1.001	1.188	47.497	0.045	17.671	13331.539
SAMPLE_0000738.LAB	3/10/2020	18:09:29	150.2	1.002	1.197	44.839	0.041	17.641	13327.630
SAMPLE_0000739.LAB	3/10/2020	18:10:28	150.1	1.002	1.190	41.478	0.043	17.632	13329.116
SAMPLE_0000740.LAB	3/10/2020	18:11:27	150.1	1.002	1.203	42.540	0.052	17.879	13318.509
SAMPLE_0000741.LAB	3/10/2020	18:12:26	150.1	1.002	1.191	51.720	0.048	17.723	13312.041
SAMPLE_0000742.LAB	3/10/2020	18:13:25	150.1	1.002	1.161	48.471	0.044	17.509	13305.730
SAMPLE_0000743.LAB	3/10/2020	18:14:23	150.1	1.002	1.156	44.050	0.039	17.617	13319.256
SAMPLE_0000744.LAB	3/10/2020	18:15:22	150.1	1.001	1.166	39.240	0.045	17.730	13322.571
SAMPLE_0000745.LAB	3/10/2020	18:16:21	150.1	1.001	1.226	44.557	0.048	17.740	13302.615
SAMPLE_0000746.LAB	3/10/2020	18:17:20	150.2	1.002	1.190	48.084	0.041	17.547	13288.840
SAMPLE_0000747.LAB	3/10/2020	18:18:19	150.1	1.002	1.271	41.019	0.046	17.521	13303.808
SAMPLE_0000748.LAB	3/10/2020	18:19:17	150.1	1.002	1.178	46.052	0.041	17.765	13315.107
SAMPLE_0000749.LAB	3/10/2020	18:20:16	150.1	1.001	1.203	41.249	0.046	17.811	13313.782
SAMPLE_0000750.LAB	3/10/2020	18:21:15	150.1	1.002	1.216	46.436	0.042	17.723	13306.069
SAMPLE_0000751.LAB	3/10/2020	18:22:14	150.1	1.002	1.178	41.859	0.047	17.783	13302.066
SAMPLE_0000752.LAB	3/10/2020	18:23:13	150.1	1.002	1.183	47.277	0.053	17.905	13310.246
SAMPLE_0000753.LAB	3/10/2020	18:24:11	150.1	1.002	1.210	53.040	0.050	17.848	13309.805
SAMPLE_0000754.LAB	3/10/2020	18:25:10	150.1	1.002	1.246	49.942	0.041	17.817	13289.819
SAMPLE_0000755.LAB	3/10/2020	18:26:09	150.1	1.002	1.183	40.867	0.049	17.695	13284.874
SAMPLE_0000756.LAB	3/10/2020	18:27:08	150.2	1.002	1.227	49.309	0.048	17.663	13274.761
SAMPLE_0000757.LAB	3/10/2020	18:28:07	150.1	1.002	1.183	47.773	0.044	17.783	13262.053
SAMPLE_0000758.LAB	3/10/2020	18:29:05	150.2	1.002	1.204	44.441	0.044	17.804	13251.496
SAMPLE_0000759.LAB	3/10/2020	18:30:04	150.1	1.002	1.198	43.731	0.040	17.731	13243.236
SAMPLE_0000760.LAB	3/10/2020	18:31:03	150.1	1.001	1.159	40.467	0.047	17.847	13246.014
SAMPLE_0000761.LAB	3/10/2020	18:32:02	150.2	1.001	1.243	47.249	0.042	17.837	13236.640
SAMPLE_0000762.LAB	3/10/2020	18:33:01	150.1	1.002	1.185	41.600	0.046	17.791	13236.443
SAMPLE_0000763.LAB	3/10/2020	18:33:59	150.1	1.001	1.241	47.647	0.048	17.902	13236.443
		Minute Average				44.623			13236.443
ZERO DIRECT_0000764.LAB	3/10/2020	18:34:58	150.2	1.001	1.183	41.510	0.042	17.831	13247.317
ZERO DIRECT_0000765.LAB	3/10/2020	18:35:57	150.1	1.001	1.248	55.540	0.056	17.858	13234.636
ZERO DIRECT_0000766.LAB	3/10/2020	18:36:56	150.1	1.002	1.259	55.479	0.055	18.140	13203.587
ZERO DIRECT_0000767.LAB	3/10/2020	18:37:55	150.1	1.002	1.271	56.481	0.056	18.331	13213.137
ZERO DIRECT_0000768.LAB	3/10/2020	18:38:53	150.1	1.002	1.220	50.615	0.051	17.986	13220.648
ZERO DIRECT_0000769.LAB	3/10/2020	18:39:52	150.1	1.002	1.217	51.133	0.051	17.898	13215.253
ZERO DIRECT_0000770.LAB	3/10/2020	18:40:51	150.1	1.002	1.208	54.567	0.055	17.781	13234.241
ZERO DIRECT_0000771.LAB	3/10/2020	18:41:50	150.1	1.002	1.251	61.825	0.062	18.082	13226.577
ZERO SYSTEM_0000772.LAB	3/10/2020	18:43:31	150.2	1.001	1.230	56.194	0.056	17.932	13217.749
ZERO SYSTEM_0000773.LAB	3/10/2020	18:44:29	150.1	1.001	1.210	41.357	0.041	18.064	13195.157
ZERO SYSTEM_0000774.LAB	3/10/2020	18:45:28	150.1	1.001	1.223	51.670	0.052	18.018	13203.980
ZERO SYSTEM_0000775.LAB	3/10/2020	18:46:27	150.1	1.002	1.284	61.800	0.062	18.381	13200.830
ZERO SYSTEM_0000776.LAB	3/10/2020	18:47:26	150.1	1.002	1.285	54.707	0.055	18.338	13201.881
ZERO SYSTEM_0000777.LAB	3/10/2020	18:48:25	150.2	1.001	1.236	49.406	0.049	18.002	13191.827
ZERO SYSTEM_0000778.LAB	3/10/2020	18:49:23	150.2	1.002	1.190	52.600	0.053	17.989	13191.620
ZERO SYSTEM_0000779.LAB	3/10/2020	18:50:22	150.1	1.001	1.219	49.922	0.050	18.036	13185.866
ZERO SYSTEM_0000780.LAB	3/10/2020	19:15:32	150.1	1.001	-0.251	2852.384	2.852	0.429	490.799
ZERO SYSTEM_0000781.LAB	3/10/2020	19:16:31	150.1	1.002	-0.176	46.442	0.046	0.008	58.931
ZERO SYSTEM_0000782.LAB	3/10/2020	19:17:29	150.2	1.002	-0.213	31.379	0.031	0.006	39.290
ZERO SYSTEM_0000783.LAB	3/10/2020	19:18:28	150.2	1.002	-0.214	19.180	0.019	0.003	27.619

Spectrum	Date	Time	Temp	Pressure	Ethane [150C] [74-84-0] [2x8cm-1] [Aromatics Filter]	Ethylene Oxide (ppb)	Ethylene Oxide [150C] [75-21-8] [2x8cm-1] [Aromatics]	Methane [150C] [74-82-8] [2x8cm-1] [Aromatics] [SN110281261]	Water [150C] [7732-18-5] [2x8cm-1] [Aromatics] [SN110281261]
			(C)	(ATM)	Con (ppm)	Con (ppb)	Con (ppm)	Con (ppm)	Con (ppm)
ZERO SYSTEM_0000784.LAB	3/10/2020	19:19:27	150.1	1.002	-0.197	10.369	0.010	-0.005	18.754
ZERO SYSTEM_0000785.LAB	3/10/2020	19:20:26	150.1	1.002	-0.194	142.751	0.143	0.006	13.225
ZERO SYSTEM_0000786.LAB	3/10/2020	19:21:25	150.1	1.002	-0.228	311.131	0.311	0.021	82.491
ZERO SYSTEM_0000787.LAB	3/10/2020	19:22:23	150.1	1.002	-0.185	18.382	0.018	0.007	25.704
ZERO SYSTEM_0000788.LAB	3/10/2020	19:23:22	150.1	1.002	-0.119	8.784	0.009	-0.001	20.176
ZERO SYSTEM_0000789.LAB	3/10/2020	19:24:21	150.1	1.002	-0.011	31.862	0.032	2.843	1350.522
ZERO SYSTEM_0000790.LAB	3/10/2020	19:25:20	150.3	1.002	-0.159	5.558	0.006	-0.012	28.388
ZERO SYSTEM_0000791.LAB	3/10/2020	19:26:19	150.2	1.002	-0.161	3.964	0.004	-0.003	19.749
ZERO SYSTEM_0000792.LAB	3/10/2020	19:27:17	150.1	1.001	-0.225	4.802	0.005	0.000	8.408
ZERO SYSTEM_0000793.LAB	3/10/2020	19:28:16	150.1	1.002	-0.168	0.354	0.000	-0.006	8.765
ZERO SYSTEM_0000794.LAB	3/10/2020	19:29:15	150.1	1.002	-0.185	5.474	0.005	-0.008	5.309
ZERO SYSTEM_0000795.LAB	3/10/2020	19:30:14	150.1	1.002	-0.231	0.152	0.000	-0.011	8.357
ZERO SYSTEM_0000796.LAB	3/10/2020	19:31:13	150.1	1.001	-0.168	5.915	0.006	-0.009	3.588
ZERO SYSTEM_0000797.LAB	3/10/2020	19:32:11	150.1	1.001	-0.199	6.416	0.006	-0.008	5.603
ZERO SYSTEM_0000798.LAB	3/10/2020	19:33:10	150.1	1.002	-0.202	1.805	0.002	-0.003	6.968
ZERO SYSTEM_0000799.LAB	3/10/2020	19:34:09	150.1	1.002	-0.161	1.174	0.001	-0.003	-4.066
CTS SYSTEM_0000800.LAB	3/10/2020	19:34:31	150.1	1.002	-0.267	19.446	0.019	-0.024	3.933
CTS SYSTEM_0000801.LAB	3/10/2020	19:34:46	150.1	1.001	-0.060	197.644	0.198	27.575	3291.920
CTS SYSTEM_0000802.LAB	3/10/2020	19:35:01	150.1	1.002	-0.047	493.147	0.493	101.109	-3.833
CTS SYSTEM_0000803.LAB	3/10/2020	19:35:15	150.1	1.001	-0.136	475.763	0.476	101.924	-106.352
CTS SYSTEM_0000804.LAB	3/10/2020	19:35:30	150.1	1.001	-0.072	491.434	0.491	101.807	-129.869
CTS SYSTEM_0000805.LAB	3/10/2020	19:35:45	150.2	1.002	0.014	497.230	0.497	101.821	-137.194
CTS SYSTEM_0000806.LAB	3/10/2020	19:35:59	150.3	1.002	-0.090	500.054	0.500	101.906	-146.618
CTS SYSTEM_0000807.LAB	3/10/2020	19:36:14	150.2	1.002	-0.037	500.768	0.501	101.909	-153.773
CTS SYSTEM_0000808.LAB	3/10/2020	19:36:29	150.2	1.002	-0.063	487.156	0.487	101.818	-146.270
CTS SYSTEM_0000809.LAB	3/10/2020	19:36:44	150.1	1.001	-0.076	498.511	0.499	101.933	-146.958
CTS SYSTEM_0000810.LAB	3/10/2020	19:36:58	150.1	1.002	-0.112	472.796	0.473	101.894	-143.125
CAL SYSTEM_0000811.LAB	3/10/2020	19:37:13	150.2	1.001	1.585	172.399	0.172	33.087	6490.310
CAL SYSTEM_0000812.LAB	3/10/2020	19:37:28	150.1	1.001	444.821	1938.506	1.939	7.261	880.408
CAL SYSTEM_0000813.LAB	3/10/2020	19:37:42	150.1	1.002	521.966	2160.229	2.160	-0.406	322.283
CAL SYSTEM_0000814.LAB	3/10/2020	19:37:57	150.2	1.001	523.354	2188.815	2.189	-0.442	292.823
CAL SYSTEM_0000815.LAB	3/10/2020	19:38:12	150.1	1.001	524.046	2197.694	2.198	-0.466	252.973
CAL SYSTEM_0000816.LAB	3/10/2020	19:38:26	150.2	1.001	523.325	2208.068	2.208	-0.518	282.949
CAL SYSTEM_0000817.LAB	3/10/2020	19:38:41	150.1	1.002	523.041	2209.982	2.210	-0.516	244.866
CAL SYSTEM_0000818.LAB	3/10/2020	19:38:56	150.2	1.002	523.609	2209.978	2.210	-0.537	255.165
CAL SYSTEM_0000819.LAB	3/10/2020	19:39:11	150.1	1.001	523.954	2235.568	2.236	-0.556	273.611
CAL SYSTEM_0000820.LAB	3/10/2020	19:39:25	150.1	1.002	523.627	2221.990	2.222	-0.536	259.295
CAL SYSTEM_0000821.LAB	3/10/2020	19:39:40	150.2	1.002	523.563	2213.470	2.213	-0.524	275.860
CAL SYSTEM_0000822.LAB	3/10/2020	19:39:55	150.2	1.001	523.991	2244.601	2.245	-0.548	248.278
CAL SYSTEM_0000823.LAB	3/10/2020	19:40:09	150.1	1.002	523.353	2231.791	2.232	-0.547	268.515
CAL SYSTEM_0000824.LAB	3/10/2020	19:40:24	150.1	1.001	523.887	2232.352	2.232	-0.558	258.022
CAL SYSTEM_0000825.LAB	3/10/2020	19:40:39	150.1	1.002	523.311	2242.033	2.242	-0.553	254.719
CAL SYSTEM_0000826.LAB	3/10/2020	19:40:54	150.1	1.001	222.077	1361.746	1.362	0.143	213.186
CTS SYSTEM_0000827.LAB	3/10/2020	19:41:08	150.1	1.002	2.582	35.713	0.036	0.012	9.058
ZERO DIRECT_0000828.LAB	3/10/2020	19:42:13	150.2	1.001	0.338	14.446	0.014	0.000	3.666
ZERO DIRECT_0000829.LAB	3/10/2020	19:43:12	150.2	1.001	0.073	-2.116	-0.002	0.001	7.293
ZERO DIRECT_0000830.LAB	3/10/2020	19:44:11	150.1	1.002	0.000	0.000	0.000	0.000	0.000
ZERO DIRECT_0000831.LAB	3/10/2020	19:45:10	150.2	1.001	-0.053	-0.449	0.000	-0.006	5.041
ZERO DIRECT_0000832.LAB	3/10/2020	19:46:08	150.2	1.001	-0.089	7.620	0.008	-0.004	-4.149
CAL SYSTEM_0000833.LAB	3/10/2020	19:47:04	150.1	1.001	304.332	1602.472	1.602	0.127	214.656
CAL SYSTEM_0000834.LAB	3/10/2020	19:47:18	150.1	1.001	522.993	2215.249	2.215	-0.561	261.403
CAL SYSTEM_0000835.LAB	3/10/2020	19:47:33	150.2	1.002	523.642	2227.893	2.228	-0.551	258.295
CAL SYSTEM_0000836.LAB	3/10/2020	19:47:48	150.0	1.002	522.823	2237.276	2.237	-0.576	245.822

Spectrum	Date	Time	Temp	Pressure	Ethane [150C] [74-84-0] [2x8cm-1] [Aromatics Filter]	Ethylene Oxide (ppb)	Ethylene Oxide [150C] [75-21-8] [2x8cm-1] [Aromatics]	Methane [150C] [74-82-8] [2x8cm-1] [Aromatics] [SN110281261]	Water [150C] [7732-18-5] [2x8cm-1] [Aromatics] [SN110281261]
			(C)	(ATM)	Con (ppm)	Con (ppb)	Con (ppm)	Con (ppm)	Con (ppm)
CAL SYSTEM_0000837.LAB	3/10/2020	19:48:02	150.1	1.001	523.051	2239.309	2.239	-0.584	259.363
CTS SYSTEM_0000838.LAB	3/10/2020	19:48:17	150.1	1.001	523.798	2251.220	2.251	-0.559	238.151
CTS SYSTEM_0000839.LAB	3/10/2020	19:48:32	150.1	1.001	134.799	891.229	0.891	27.869	3107.007
CTS SYSTEM_0000840.LAB	3/10/2020	19:48:47	150.1	1.001	3.332	502.301	0.502	101.092	-17.639
CTS SYSTEM_0000841.LAB	3/10/2020	19:49:01	150.1	1.002	0.754	483.780	0.484	101.783	-113.816
CTS SYSTEM_0000842.LAB	3/10/2020	19:49:16	150.1	1.002	0.496	483.682	0.484	101.801	-141.486
CTS SYSTEM_0000843.LAB	3/10/2020	19:49:31	150.3	1.002	0.498	476.737	0.477	101.913	-144.279
CTS SYSTEM_0000844.LAB	3/10/2020	19:49:45	150.1	1.002	0.499	228.360	0.228	44.200	4742.477

MONTROSE
AIR QUALITY SERVICES

Dataset Name:	Compliance Test Run #2
Project Name:	Medline Waukegan, IL
Project Date:	3/11/2020
Sample Description:	ETO Abatement System Common Stack
Sample Temperature (C):	N/A
Testing Professional:	William C. James
Analysis Date:	3/16/2020
Instrument Method:	USEPA Method 320 and PS 15
Quant Method:	StarBoost Ethylene Oxide [Aromatics Filter] copy
Results Averaging:	
Dataset Comments:	

Gas	Span
Ethane [150C] [74-84-0] [2x8cm-1] [Aromatics Filter]	NA
Ethylene Oxide (ppb)	NA
Ethylene Oxide [150C] [75-21-8] [2x8cm-1] [Aromatics Filter]	NA
Methane [150C] [74-82-8] [2x8cm-1] [Aromatics Filter] [SN110281261]	NA
Water [150C] [7732-18-5] [2x8cm-1] [Aromatics Filter] [SN110281261]	NA
MAX.MKS.BADSCANCOUNT	NA
MAX.MKS.LASERPP	NA

MONTROSE AIR QUALITY SERVICES

Test Run Calibration and System Performance Check

Run ID: Compliance Test Run #2
Date: 3/11/2020

Cylinder Standards Information:	Value	Cylinder ID
CTS Methane	100.3	Airgas CC-420194
Ethylene Oxide/513.9 Ethane	2.286	Airgas CC-717111
Ethylene Oxide dilution	228.6	Low level 100:1 dilution

Spectrum Comments	Analyte	Spectrum	Date	Time	Ethylene Oxide (ppb)	Ethylene Oxide (ppm)	Methane (ppm)	Pass +/- 5.0% Diff?
Interferometer Direct Zero N2	zero Ethylene/Ethane/CH4/H2O	ZERO DIRECT_0000007.LAB	3/11/2020	06:36:38	-0.3924	-0.0004	0.0387	OK
Interferometer Direct CTS inject	512 ppm ethane/100.3 ppm CH4	CTS DIRECT_0000013.LAB	3/11/2020	06:38:47			101.6484	YES
Interferometer Direct Calibration Check Std inject	2.286 ppm ethylene oxide	CAL DIRECT_0000016.LAB	3/11/2020	06:39:31	2290.5826	2.2906		YES
Interferometer Direct Calibration Low Check Std. inject	228.6 ppb ethylene oxide	CAL DIRECT_0000020.LAB	3/11/2020	06:40:30	230.2313	0.2402	0.4677	YES
Pre Test System Check:								
Sample System Zero N2	zero Ethylene/Ethane/CH4/H2O	ZERO SYSTEM_0000028.LAB	3/11/2020	06:46:32	3.6519	0.0037	0.4677	OK
Sample System CTS inject	512 ppm ethane/100 ppm CH4	CTS SYSTEM_0000031.LAB	3/11/2020	06:47:16			101.7029	YES
Sample System Calibration Check Std inject	2.286 ppm ethylene oxide	CAL SYSTEM_0000042.LAB	3/11/2020	06:49:57	2212.8368	2.2128		YES
Sample SystemCalibration Low Check Std. inject	228.6 ppb ethylene oxide	SPIKE_0000046.LAB	3/11/2020	06:50:56	226.5368	0.2265		YES
Post-Test System Check:								
Sample System Zero N2	zero Ethylene/Ethane/CH4/H2O	ZERO SYSTEM_0000655.LAB	3/11/2020	18:40:02	-2.1806	-0.0002	0.0465	OK
Sample System CTS inject	512 ppm ethane/100 ppm CH4	CTS SYSTEM_0000669.LAB	3/11/2020	18:45:01			101.4272	YES
Sample System Calibration Check Std inject	2.286 ppm ethylene oxide	CAL SYSTEM_0000686.LAB	3/11/2020	18:49:11	2216.1481	2.2161		YES
Sample SystemCalibration Low Check Std. inject	228.6 ppb ethylene oxide	CAL SYSTEM_0000699.LAB	3/11/2020	18:52:59	223.4440	0.2234		YES

Spectrum	Date	Time	Temp	Pressure	Ethane [150C] [74-84-0] [2x8cm-1] [Aromatics Filter]	Ethylene Oxide (ppb)	Ethylene Oxide [150C] [75-21-8] [2x8cm-1] [Aromatics Filter]	Methane [150C] [74-82-8] [2x8cm-1] [Aromatics] [SN110281261]	Water [150C] [7732-18-5] [2x8cm-1] [Aromatics] [SN110281261]
			(C)	(ATM)	Con (ppm)	Con (ppb)	Con (ppm)	Con (ppm)	Con (ppm)
ZERO DIRECT_0000001.LAB	3/11/2020	06:32:49	150.4	0.994	-0.281	-0.146	0.000	0.046	192.750
ZERO DIRECT_0000002.LAB	3/11/2020	06:33:04	150.4	0.994	-0.145	-0.880	-0.001	0.033	189.356
ZERO DIRECT_0000003.LAB	3/11/2020	06:33:18	150.5	0.994	-0.201	-0.157	0.000	0.043	192.488
ZERO DIRECT_0000004.LAB	3/11/2020	06:33:33	150.4	0.993	-0.238	-0.837	-0.001	0.045	193.984
ZERO DIRECT_0000005.LAB	3/11/2020	06:34:41	150.5	0.994	-0.154	-0.620	-0.001	0.050	194.377
ZERO DIRECT_0000006.LAB	3/11/2020	06:35:39	150.3	0.994	-0.244	-0.694	-0.001	0.044	178.831
ZERO DIRECT_0000007.LAB	3/11/2020	06:36:38	150.4	0.995	-0.173	-0.392	0.000	0.039	182.911
CTS DIRECT_0000008.LAB	3/11/2020	06:37:34	150.3	0.993	-0.196	-0.398	0.000	0.045	175.055
CTS DIRECT_0000009.LAB	3/11/2020	06:37:48	150.3	0.993	2.446	145.754	0.146	27.050	148.985
CTS DIRECT_0000010.LAB	3/11/2020	06:38:03	150.4	0.994	0.412	395.176	0.395	97.567	88.816
CTS DIRECT_0000011.LAB	3/11/2020	06:38:18	150.4	0.994	0.154	405.761	0.406	102.011	64.263
CTS DIRECT_0000012.LAB	3/11/2020	06:38:32	150.3	0.994	0.070	412.571	0.413	102.113	77.906
CTS DIRECT_0000013.LAB	3/11/2020	06:38:47	150.4	0.993	0.021	398.892	0.399	101.648	86.458
CTS DIRECT_0000014.LAB	3/11/2020	06:39:02	150.4	0.995	105.459	974.700	0.975	54.800	313.743
CAL DIRECT_0000015.LAB	3/11/2020	06:39:17	150.2	0.994	522.083	2239.604	2.240	0.084	91.448
CAL DIRECT_0000016.LAB	3/11/2020	06:39:31	150.4	0.998	531.973	2290.583	2.291	-0.402	71.017
CAL DIRECT_0000017.LAB	3/11/2020	06:39:46	150.2	0.997	533.903	2300.386	2.300	-0.438	107.816
CAL DIRECT_0000018.LAB	3/11/2020	06:40:01	150.2	0.997	532.998	2307.142	2.307	-0.459	84.488
CAL DIRECT_0000019.LAB	3/11/2020	06:40:15	150.3	0.997	262.443	1493.548	1.494	0.709	392.045
CAL DIRECT_0000020.LAB	3/11/2020	06:40:30	150.2	0.996	53.392	230.231	0.240	0.079	50.735
CAL DIRECT_0000021.LAB	3/11/2020	06:40:45	150.3	0.997	52.821	211.226	0.211	0.077	172.777
CAL DIRECT_0000022.LAB	3/11/2020	06:41:00	150.1	0.997	52.742	210.649	0.211	0.105	183.357
ZERO SYSTEM_0000023.LAB	3/11/2020	06:42:13	150.3	0.993	51.971	172.814	0.173	0.158	180.626
ZERO SYSTEM_0000024.LAB	3/11/2020	06:43:12	150.5	0.993	51.999	116.940	0.117	0.160	179.433
ZERO SYSTEM_0000025.LAB	3/11/2020	06:44:11	150.3	0.997	10.705	13.511	0.014	0.369	243.308
ZERO SYSTEM_0000026.LAB	3/11/2020	06:45:10	150.2	0.997	-0.001	-19.899	-0.020	0.086	142.431
ZERO SYSTEM_0000027.LAB	3/11/2020	06:46:08	150.3	0.998	-0.037	-9.927	-0.010	0.074	131.098
ZERO SYSTEM_0000028.LAB	3/11/2020	06:46:32	150.1	0.998	0.180	3.652	0.004	0.468	1167.893
CTS SYSTEM_0000029.LAB	3/11/2020	06:46:46	150.1	0.998	7.998	259.494	0.259	69.906	1564.629
CTS SYSTEM_0000030.LAB	3/11/2020	06:47:01	150.3	0.997	0.380	431.345	0.431	101.785	79.497
CTS SYSTEM_0000031.LAB	3/11/2020	06:47:16	150.1	0.998	0.336	426.388	0.426	101.703	33.826
CAL SYSTEM_0000032.LAB	3/11/2020	06:47:30	150.3	0.998	0.248	419.715	0.420	101.813	18.449
CAL SYSTEM_0000033.LAB	3/11/2020	06:47:45	150.1	0.998	-0.133	296.893	0.297	79.478	1465.787
CAL SYSTEM_0000034.LAB	3/11/2020	06:48:00	150.2	0.998	137.598	788.136	0.788	20.786	3748.879
CAL SYSTEM_0000035.LAB	3/11/2020	06:48:15	150.3	0.998	533.250	2090.942	2.091	-0.243	209.365
CAL SYSTEM_0000036.LAB	3/11/2020	06:48:29	150.1	0.998	534.070	2131.557	2.132	-0.359	115.317
CAL SYSTEM_0000037.LAB	3/11/2020	06:48:44	150.2	0.998	534.876	2152.164	2.152	-0.388	125.011
CAL SYSTEM_0000038.LAB	3/11/2020	06:48:59	150.2	0.998	534.599	2172.657	2.173	-0.428	110.028
CAL SYSTEM_0000039.LAB	3/11/2020	06:49:13	150.1	0.997	534.616	2172.618	2.173	-0.428	105.322
CAL SYSTEM_0000040.LAB	3/11/2020	06:49:28	150.2	0.998	534.541	2189.049	2.189	-0.458	139.366
CAL SYSTEM_0000041.LAB	3/11/2020	06:49:43	150.1	0.998	534.971	2183.887	2.184	-0.445	100.303
CAL SYSTEM_0000042.LAB	3/11/2020	06:49:57	150.2	0.997	535.203	2212.837	2.213	-0.439	103.855
SPIKE_0000043.LAB	3/11/2020	06:50:12	150.1	0.998	535.024	2206.566	2.207	-0.456	89.764
SPIKE_0000044.LAB	3/11/2020	06:50:27	150.2	0.998	384.975	1783.055	1.783	0.546	224.814
SPIKE_0000045.LAB	3/11/2020	06:50:41	150.2	0.997	56.876	250.164	0.250	0.130	24.506
SPIKE_0000046.LAB	3/11/2020	06:50:56	150.2	0.998	53.848	226.537	0.227	0.127	198.211
SPIKE_0000047.LAB	3/11/2020	06:51:11	150.2	0.998	53.586	187.183	0.187	0.115	207.352
SPIKE_0000048.LAB	3/11/2020	06:51:26	150.2	0.998	53.467	217.240	0.217	0.113	202.498
SAMPLE_0000049.LAB	3/11/2020	06:52:33	150.2	0.998	25.451	133.715	0.134	6.209	3394.599
SAMPLE_0000050.LAB	3/11/2020	06:57:56	150.2	0.998	1.412	32.457	0.032	19.563	12664.013
SAMPLE_0000051.LAB	3/11/2020	06:58:55	150.3	0.997	1.102	71.361	0.071	11.295	7627.446
SAMPLE_0000052.LAB	3/11/2020	06:59:54	150.2	0.997	-0.001	-19.999	-0.020	0.082	181.955

MONTROSE AIR QUALITY SERVICES

Test Run Calibration and System Performance Check

Run ID: Compliance Test Run #3
Date: 3/12/2020

Cylinder Standards Information:	Value	Cylinder ID
CTS Methane	100.3	Airgas CC-420194
Ethylene Oxide/513.9 Ethane	2.286	Airgas CC-717111
Ethylene Oxide dilution	228.6	Low level 100:1 dilution

Spectrum Comments	Analyte	Spectrum	Date	Time	Ethylene Oxide (ppb)	Ethylene Oxide (ppm)	Methane (ppm)	Pass +/- 5.0% Diff?
Interferometer Direct Zero N2	zero Ethylene/Ethane/CH4/H2O	ZERO DIRECT_0000014.LAB	3/12/2020	07:03:12	-2.9937	-0.0030	0.3480	OK
Interferometer Direct CTS inject	512 ppm ethane/100.3 ppm CH4	CTS DIRECT_0000024.LAB	3/12/2020	07:08:04			103.0596	YES
Interferometer Direct Calibration Check Std inject	2.286 ppm ethylene oxide	CAL DIRECT_0000031.LAB	3/12/2020	07:10:00	2309.6843	2.3097		YES
Interferometer Direct Calibration Low Check Std. inject	228.6 ppb ethylene oxide	CAL DIRECT_0000036.LAB	3/12/2020	07:11:14	235.1109	0.2351		YES
Pre Test System Check:								
Sample System Zero N2	zero Ethylene/Ethane/CH4/H2O	ZERO SYSTEM_0000038.LAB	3/12/2020	07:13:19	-1.5538	-0.0010	-0.6960	OK
Sample System CTS inject	512 ppm ethane/100 ppm CH4	CTS SYSTEM_0000043.LAB	3/12/2020	07:16:16			102.5468	YES
Sample System Calibration Check Std inject	2.286 ppm ethylene oxide	CAL SYSTEM_0000061.LAB	3/12/2020	07:23:37	2190.8192	2.1908		YES
Sample SystemCalibration Low Check Std. inject	228.6 ppb ethylene oxide	SPIKE_0000068.LAB	3/12/2020	07:25:20	222.5556	0.2226		YES
Post-Test System Check:								
Sample System Zero N2	zero Ethylene/Ethane/CH4/H2O	ZERO SYSTEM_0000775.LAB	3/12/2020	18:50:01	-7.2801	-0.0073	0.0657	OK
Sample System CTS inject	512 ppm ethane/100 ppm CH4	CTS SYSTEM_0000790.LAB	3/12/2020	18:56:26			99.8958	YES
Sample System Calibration Check Std inject	2.286 ppm ethylene oxide	CAL SYSTEM_0000850.LAB	3/12/2020	19:11:39	2208.0134	2.2080		YES
Sample SystemCalibration Low Check Std. inject	228.6 ppb ethylene oxide	SPIKE_0000860.LAB	3/12/2020	19:14:06	219.8409	0.2198		YES

FTIR Field Data

Company: Medline
Location: Waukegan, IL
Source: Common Stack
Date: 3/10/2020
Run: 1
Time: 08:21-18:34

Spectrum	Date	Time	Ethylene Oxide ppbv wb	Ethylene Oxide ppmv wb	Methane ppmv wb	Water ppm
SAMPLE_0000141.LAB	3/10/2020	08:21:40	14.61	0.015	18.06	14,136
SAMPLE_0000142.LAB	3/10/2020	08:22:39	18.96	0.019	17.92	14,139
SAMPLE_0000143.LAB	3/10/2020	08:23:38	24.51	0.025	18.33	14,142
SAMPLE_0000144.LAB	3/10/2020	08:24:37	13.21	0.013	18.08	14,148
SAMPLE_0000145.LAB	3/10/2020	08:25:35	19.52	0.020	17.80	14,125
SAMPLE_0000146.LAB	3/10/2020	08:26:34	15.86	0.016	18.09	14,131
SAMPLE_0000147.LAB	3/10/2020	08:27:33	14.45	0.014	17.96	14,136
SAMPLE_0000148.LAB	3/10/2020	08:28:32	16.06	0.016	17.85	14,117
SAMPLE_0000149.LAB	3/10/2020	08:29:31	17.16	0.017	17.77	14,131
SAMPLE_0000150.LAB	3/10/2020	08:30:30	15.00	0.015	17.58	14,123
SAMPLE_0000151.LAB	3/10/2020	08:31:28	18.56	0.019	17.76	14,111
SAMPLE_0000152.LAB	3/10/2020	08:32:27	18.21	0.018	18.06	14,111
SAMPLE_0000153.LAB	3/10/2020	08:33:26	8.02	0.008	18.02	14,097
SAMPLE_0000154.LAB	3/10/2020	08:34:25	25.52	0.026	17.90	14,091
SAMPLE_0000155.LAB	3/10/2020	08:35:24	15.49	0.015	17.76	14,108
SAMPLE_0000156.LAB	3/10/2020	08:36:22	19.06	0.019	17.79	14,105
SAMPLE_0000157.LAB	3/10/2020	08:37:21	17.06	0.017	18.16	14,113
SAMPLE_0000158.LAB	3/10/2020	08:38:20	14.61	0.015	17.93	14,125
SAMPLE_0000159.LAB	3/10/2020	08:39:19	15.86	0.016	17.77	14,118
SAMPLE_0000160.LAB	3/10/2020	08:40:17	16.59	0.017	18.03	14,116
SAMPLE_0000161.LAB	3/10/2020	08:41:16	17.97	0.018	18.05	14,136
SAMPLE_0000162.LAB	3/10/2020	08:42:15	19.61	0.020	18.26	14,125
SAMPLE_0000163.LAB	3/10/2020	08:43:14	21.25	0.021	17.94	14,137
SAMPLE_0000164.LAB	3/10/2020	08:44:13	15.96	0.016	17.96	14,127
SAMPLE_0000165.LAB	3/10/2020	08:45:11	15.85	0.016	17.91	14,136
SAMPLE_0000166.LAB	3/10/2020	08:46:10	13.16	0.013	18.01	14,163
SAMPLE_0000167.LAB	3/10/2020	08:47:09	20.39	0.020	17.83	14,167
SAMPLE_0000168.LAB	3/10/2020	08:48:08	18.73	0.019	17.79	14,161
SAMPLE_0000169.LAB	3/10/2020	08:49:07	17.25	0.017	17.90	14,172
SAMPLE_0000170.LAB	3/10/2020	08:50:05	15.49	0.015	18.01	14,172
SAMPLE_0000171.LAB	3/10/2020	08:51:04	17.01	0.017	17.88	14,171
SAMPLE_0000172.LAB	3/10/2020	08:52:03	15.20	0.015	17.73	14,179
SAMPLE_0000173.LAB	3/10/2020	08:53:02	14.04	0.014	17.72	14,175
SAMPLE_0000174.LAB	3/10/2020	08:54:01	18.37	0.018	17.89	14,179
SAMPLE_0000175.LAB	3/10/2020	08:55:00	17.87	0.018	17.87	14,178
SAMPLE_0000176.LAB	3/10/2020	08:55:58	16.21	0.016	17.68	14,158
		Minute Average	17.04	0.017		14,168
SAMPLE_0000177.LAB	3/10/2020	08:56:57	13.60	0.014	18.03	14,164
SAMPLE_0000178.LAB	3/10/2020	08:57:56	16.32	0.016	18.01	14,180
SAMPLE_0000179.LAB	3/10/2020	08:58:55	17.22	0.017	17.96	14,158
SAMPLE_0000180.LAB	3/10/2020	08:59:53	19.06	0.019	17.86	14,168
SAMPLE_0000181.LAB	3/10/2020	09:00:52	16.27	0.016	17.63	14,143
SAMPLE_0000182.LAB	3/10/2020	09:01:51	22.21	0.022	18.23	14,126
SAMPLE_0000183.LAB	3/10/2020	09:02:50	18.81	0.019	17.85	14,118
SAMPLE_0000184.LAB	3/10/2020	09:03:49	19.85	0.020	17.67	14,113
SAMPLE_0000185.LAB	3/10/2020	09:04:47	19.15	0.019	18.08	14,131
SAMPLE_0000186.LAB	3/10/2020	09:05:46	18.27	0.018	17.80	14,121
SAMPLE_0000187.LAB	3/10/2020	09:06:45	17.91	0.018	17.80	14,099
SAMPLE_0000188.LAB	3/10/2020	09:07:44	23.96	0.024	18.33	14,102
SAMPLE_0000189.LAB	3/10/2020	09:08:43	35.20	0.035	18.06	14,080
SAMPLE_0000190.LAB	3/10/2020	09:09:41	36.91	0.037	17.87	14,065
SAMPLE_0000191.LAB	3/10/2020	09:10:40	32.72	0.033	17.92	14,056
SAMPLE_0000192.LAB	3/10/2020	09:11:39	29.45	0.029	17.85	14,073
SAMPLE_0000193.LAB	3/10/2020	09:12:38	31.65	0.032	18.14	14,063
SAMPLE_0000194.LAB	3/10/2020	09:13:37	43.12	0.043	18.12	14,068
SAMPLE_0000195.LAB	3/10/2020	09:14:35	32.11	0.032	17.86	14,067
SAMPLE_0000196.LAB	3/10/2020	09:15:34	30.34	0.030	17.78	14,064
SAMPLE_0000197.LAB	3/10/2020	09:16:33	26.29	0.026	17.77	14,060
SAMPLE_0000198.LAB	3/10/2020	09:17:32	32.56	0.033	17.74	14,061
SAMPLE_0000199.LAB	3/10/2020	09:18:31	32.04	0.032	17.90	14,052
SAMPLE_0000200.LAB	3/10/2020	09:19:29	35.75	0.036	17.85	14,059
SAMPLE_0000201.LAB	3/10/2020	09:20:28	27.86	0.028	17.66	14,066
SAMPLE_0000202.LAB	3/10/2020	09:21:27	27.05	0.027	17.78	14,046
SAMPLE_0000203.LAB	3/10/2020	09:22:26	31.35	0.031	17.92	14,068
SAMPLE_0000204.LAB	3/10/2020	09:23:25	32.45	0.032	17.85	14,054
SAMPLE_0000205.LAB	3/10/2020	09:24:44	33.41	0.033	17.69	14,051
SAMPLE_0000206.LAB	3/10/2020	09:25:43	26.98	0.027	17.55	14,027
SAMPLE_0000207.LAB	3/10/2020	09:26:42	34.10	0.034	17.91	14,031
SAMPLE_0000208.LAB	3/10/2020	09:27:41	39.15	0.039	18.01	14,009
SAMPLE_0000209.LAB	3/10/2020	09:28:40	29.18	0.029	17.40	14,000
SAMPLE_0000210.LAB	3/10/2020	09:29:38	24.59	0.025	17.45	14,007
SAMPLE_0000211.LAB	3/10/2020	09:30:37	31.29	0.031	17.41	13,999
SAMPLE_0000212.LAB	3/10/2020	09:31:36	32.72	0.033	17.61	14,000
SAMPLE_0000213.LAB	3/10/2020	09:32:35	28.64	0.029	17.58	13,998
SAMPLE_0000214.LAB	3/10/2020	09:33:34	32.18	0.032	17.39	13,997
SAMPLE_0000215.LAB	3/10/2020	09:34:32	26.32	0.026	17.65	14,002
SAMPLE_0000216.LAB	3/10/2020	09:35:31	32.87	0.033	18.19	13,985
SAMPLE_0000217.LAB	3/10/2020	09:36:30	33.23	0.033	17.69	14,004
SAMPLE_0000218.LAB	3/10/2020	09:37:29	34.54	0.035	17.70	14,004

FTIR Field Data

Company: Medline
Location: Waukegan, IL
Source: Common Stack
Date: 3/10/2020
Run: 1
Time: 08:21-16:34

Spectrum	Date	Time	Ethylene Oxide ppbv wb	Ethylene Oxide ppmv wb	Methane ppmv wb	Water ppm
SAMPLE_0000219.LAB	3/10/2020	09:38:28	31.35	0.031	17.96	13,998
SAMPLE_0000220.LAB	3/10/2020	09:39:26	33.30	0.033	17.65	13,992
SAMPLE_0000221.LAB	3/10/2020	09:40:25	37.13	0.037	17.85	13,954
SAMPLE_0000222.LAB	3/10/2020	09:41:24	27.86	0.028	17.99	13,957
SAMPLE_0000223.LAB	3/10/2020	09:42:23	30.26	0.030	17.85	13,958
SAMPLE_0000224.LAB	3/10/2020	09:43:22	39.85	0.040	17.93	13,937
SAMPLE_0000225.LAB	3/10/2020	09:44:20	38.96	0.039	17.90	13,967
SAMPLE_0000226.LAB	3/10/2020	09:45:19	33.45	0.033	17.71	13,968
SAMPLE_0000227.LAB	3/10/2020	09:46:18	37.56	0.038	17.91	13,953
SAMPLE_0000228.LAB	3/10/2020	09:47:17	30.67	0.031	17.76	13,943
SAMPLE_0000229.LAB	3/10/2020	09:48:16	32.47	0.032	17.77	13,953
SAMPLE_0000230.LAB	3/10/2020	09:49:14	30.54	0.031	17.85	13,968
SAMPLE_0000231.LAB	3/10/2020	09:50:13	32.96	0.033	17.90	13,986
SAMPLE_0000232.LAB	3/10/2020	09:51:12	28.95	0.029	17.67	13,976
SAMPLE_0000233.LAB	3/10/2020	09:52:11	27.06	0.027	17.40	13,954
SAMPLE_0000234.LAB	3/10/2020	09:53:10	26.68	0.027	17.52	13,953
SAMPLE_0000235.LAB	3/10/2020	09:54:08	33.15	0.033	17.82	13,950
SAMPLE_0000236.LAB	3/10/2020	09:55:07	30.00	0.030	17.52	13,942
SAMPLE_0000237.LAB	3/10/2020	09:56:06	27.76	0.028	17.28	13,925
SAMPLE_0000238.LAB	3/10/2020	09:57:05	33.74	0.034	17.54	13,921
SAMPLE_0000239.LAB	3/10/2020	09:58:04	31.41	0.031	17.61	13,928
SAMPLE_0000240.LAB	3/10/2020	09:59:02	29.40	0.029	17.80	13,918
SAMPLE_0000241.LAB	3/10/2020	10:00:01	32.00	0.032	17.84	13,915
SAMPLE_0000242.LAB	3/10/2020	10:01:00	33.65	0.034	17.50	13,900
SAMPLE_0000243.LAB	3/10/2020	10:01:59	31.96	0.032	17.73	13,891
SAMPLE_0000244.LAB	3/10/2020	10:01	32.81	0.033	17.65	13,895
SAMPLE_0000245.LAB	3/10/2020	10:02:58	30.56	0.031	17.78	13,914
SAMPLE_0000246.LAB	3/10/2020	10:03:56	32.09	0.032	17.68	13,917
SAMPLE_0000247.LAB	3/10/2020	10:04:55	39.31	0.039	17.75	13,909
SAMPLE_0000248.LAB	3/10/2020	10:05:54	32.54	0.033	17.63	13,919
SAMPLE_0000249.LAB	3/10/2020	10:06:53	29.76	0.030	18.23	13,933
SAMPLE_0000250.LAB	3/10/2020	10:07:52	40.88	0.041	17.70	13,925
SAMPLE_0000251.LAB	3/10/2020	10:08:50	36.78	0.037	17.68	13,899
		Minute Average	32.01	0.032		13,893
SAMPLE_0000252.LAB	3/10/2020	10:10:48	35.30	0.035	18.06	13,914
SAMPLE_0000253.LAB	3/10/2020	10:11:47	38.73	0.039	17.58	13,899
SAMPLE_0000254.LAB	3/10/2020	10:12:46	35.87	0.036	17.59	13,875
SAMPLE_0000255.LAB	3/10/2020	10:13:44	41.09	0.041	17.76	13,894
SAMPLE_0000256.LAB	3/10/2020	10:14:43	43.61	0.044	17.84	13,901
SAMPLE_0000257.LAB	3/10/2020	10:15:42	41.06	0.041	17.55	13,918
SAMPLE_0000258.LAB	3/10/2020	10:16:41	45.33	0.045	17.54	13,931
SAMPLE_0000259.LAB	3/10/2020	10:17:40	53.76	0.054	17.63	13,918
SAMPLE_0000260.LAB	3/10/2020	10:18:38	57.71	0.058	17.67	13,924
SAMPLE_0000261.LAB	3/10/2020	10:19:37	62.77	0.063	17.85	13,933
SAMPLE_0000262.LAB	3/10/2020	10:20:36	61.74	0.062	17.63	13,923
SAMPLE_0000263.LAB	3/10/2020	10:21:35	62.09	0.062	17.66	13,901
SAMPLE_0000264.LAB	3/10/2020	10:22:34	60.51	0.061	17.44	13,894
SAMPLE_0000265.LAB	3/10/2020	10:23:32	61.66	0.062	17.26	13,877
SAMPLE_0000266.LAB	3/10/2020	10:24:31	76.44	0.076	17.35	13,887
SAMPLE_0000267.LAB	3/10/2020	10:25:30	70.42	0.070	17.36	13,878
SAMPLE_0000268.LAB	3/10/2020	10:26:29	73.84	0.074	17.37	13,852
SAMPLE_0000269.LAB	3/10/2020	10:27:28	73.29	0.073	17.72	13,852
SAMPLE_0000270.LAB	3/10/2020	10:28:26	75.67	0.076	17.68	13,825
SAMPLE_0000271.LAB	3/10/2020	10:29:25	77.80	0.078	17.91	13,823
SAMPLE_0000272.LAB	3/10/2020	10:30:24	77.88	0.078	17.85	13,821
SAMPLE_0000273.LAB	3/10/2020	10:31:23	76.78	0.077	17.90	13,809
SAMPLE_0000274.LAB	3/10/2020	10:32:22	82.84	0.083	17.77	13,806
SAMPLE_0000275.LAB	3/10/2020	10:33:20	80.06	0.080	17.89	13,797
SAMPLE_0000276.LAB	3/10/2020	10:34:19	84.06	0.084	17.65	13,775
SAMPLE_0000277.LAB	3/10/2020	10:35:18	84.59	0.085	17.60	13,781
SAMPLE_0000278.LAB	3/10/2020	10:36:17	84.61	0.085	17.72	13,790
SAMPLE_0000279.LAB	3/10/2020	10:37:15	81.72	0.082	17.45	13,781
SAMPLE_0000280.LAB	3/10/2020	10:38:14	84.46	0.084	17.56	13,784
SAMPLE_0000281.LAB	3/10/2020	10:39:13	88.37	0.088	17.64	13,776
SAMPLE_0000282.LAB	3/10/2020	10:40:12	88.71	0.089	17.52	13,770
SAMPLE_0000283.LAB	3/10/2020	10:41:11	82.28	0.082	17.60	13,747
SAMPLE_0000284.LAB	3/10/2020	10:42:10	87.96	0.088	17.94	13,744
SAMPLE_0000285.LAB	3/10/2020	10:43:08	85.06	0.085	17.48	13,761
SAMPLE_0000286.LAB	3/10/2020	10:44:07	82.47	0.082	17.44	13,750
SAMPLE_0000287.LAB	3/10/2020	10:45:06	84.74	0.085	17.26	13,736
SAMPLE_0000288.LAB	3/10/2020	10:46:05	81.67	0.082	17.32	13,713
SAMPLE_0000289.LAB	3/10/2020	10:47:03	84.86	0.085	17.39	13,717
SAMPLE_0000290.LAB	3/10/2020	10:48:02	84.53	0.085	17.30	13,698
SAMPLE_0000291.LAB	3/10/2020	10:49:01	88.52	0.089	17.41	13,670
SAMPLE_0000292.LAB	3/10/2020	10:50:00	79.28	0.079	17.25	13,694
SAMPLE_0000293.LAB	3/10/2020	10:50:59	81.65	0.082	17.35	13,675
		Minute Average	80.47	0.080		13,685
SAMPLE_0000294.LAB	3/10/2020	10:51:57	84.88	0.085	17.43	13,672
SAMPLE_0000295.LAB	3/10/2020	10:52:56	90.57	0.091	17.41	13,687

FTIR Field Data

Company: Medline
Location: Waukegan, IL
Source: Common Stack
Date: 3/10/2020
Run: 1
Time: 08:21-18:34

Spectrum	Date	Time	Ethylene Oxide ppbv wb	Ethylene Oxide ppmv wb	Methane ppmv wb	Water ppm
SAMPLE_0000296.LAB	3/10/2020	10:53:55	82.03	0.082	17.31	13,666
SAMPLE_0000297.LAB	3/10/2020	10:54:54	74.71	0.075	17.33	13,676
SAMPLE_0000298.LAB	3/10/2020	10:55:53	75.24	0.075	17.41	13,681
SAMPLE_0000299.LAB	3/10/2020	10:56:51	76.60	0.077	17.50	13,664
SAMPLE_0000300.LAB	3/10/2020	10:57:50	65.33	0.065	17.75	13,652
SAMPLE_0000301.LAB	3/10/2020	10:58:49	61.84	0.062	17.60	13,631
SAMPLE_0000302.LAB	3/10/2020	10:59:48	74.21	0.074	17.59	13,662
SAMPLE_0000303.LAB	3/10/2020	11:00:47	64.82	0.065	17.61	13,640
SAMPLE_0000304.LAB	3/10/2020	11:01:45	66.45	0.066	17.69	13,636
SAMPLE_0000305.LAB	3/10/2020	11:02:44	58.23	0.058	17.47	13,642
SAMPLE_0000306.LAB	3/10/2020	11:03:43	59.87	0.060	17.61	13,642
SAMPLE_0000307.LAB	3/10/2020	11:04:42	49.73	0.050	17.50	13,642
SAMPLE_0000308.LAB	3/10/2020	11:05:41	54.86	0.055	17.57	13,681
SAMPLE_0000309.LAB	3/10/2020	11:06:39	59.26	0.059	17.67	13,656
SAMPLE_0000310.LAB	3/10/2020	11:07:38	57.24	0.057	17.67	13,646
SAMPLE_0000311.LAB	3/10/2020	11:08:37	61.02	0.061	17.77	13,649
SAMPLE_0000312.LAB	3/10/2020	11:09:36	45.04	0.045	17.46	13,634
SAMPLE_0000313.LAB	3/10/2020	11:10:35	47.45	0.047	17.45	13,645
SAMPLE_0000314.LAB	3/10/2020	11:11:33	47.82	0.048	17.16	13,650
SAMPLE_0000315.LAB	3/10/2020	11:12:32	38.87	0.039	17.23	13,662
SAMPLE_0000316.LAB	3/10/2020	11:13:31	36.28	0.036	17.30	13,645
SAMPLE_0000317.LAB	3/10/2020	11:14:30	47.37	0.047	17.03	13,642
SAMPLE_0000318.LAB	3/10/2020	11:15:29	40.79	0.041	16.87	13,654
SAMPLE_0000319.LAB	3/10/2020	11:16:27	34.82	0.035	16.78	13,652
SAMPLE_0000320.LAB	3/10/2020	11:17:26	42.23	0.042	16.76	13,657
SAMPLE_0000321.LAB	3/10/2020	11:18:25	31.59	0.032	16.80	13,656
SAMPLE_0000322.LAB	3/10/2020	11:19:24	33.69	0.034	16.93	13,683
SAMPLE_0000323.LAB	3/10/2020	11:20:23	32.78	0.033	16.97	13,685
SAMPLE_0000324.LAB	3/10/2020	11:21:21	38.37	0.038	16.65	13,673
SAMPLE_0000325.LAB	3/10/2020	11:22:20	37.51	0.038	16.66	13,671
SAMPLE_0000326.LAB	3/10/2020	11:23:19	29.26	0.029	16.49	13,666
SAMPLE_0000327.LAB	3/10/2020	11:24:18	36.42	0.036	16.82	13,663
SAMPLE_0000328.LAB	3/10/2020	11:25:17	39.74	0.040	16.73	13,655
SAMPLE_0000329.LAB	3/10/2020	11:26:15	34.20	0.034	16.53	13,666
SAMPLE_0000330.LAB	3/10/2020	11:27:14	36.75	0.037	16.71	13,666
SAMPLE_0000331.LAB	3/10/2020	11:28:13	30.39	0.030	16.66	13,674
SAMPLE_0000332.LAB	3/10/2020	11:29:12	37.73	0.038	16.74	13,687
SAMPLE_0000333.LAB	3/10/2020	11:30:11	32.53	0.033	16.79	13,686
SAMPLE_0000334.LAB	3/10/2020	11:31:09	36.05	0.036	16.67	13,669
SAMPLE_0000335.LAB	3/10/2020	11:32:08	31.98	0.032	16.55	13,664
SAMPLE_0000336.LAB	3/10/2020	11:33:07	25.08	0.025	16.63	13,662
SAMPLE_0000337.LAB	3/10/2020	11:34:06	37.83	0.038	16.62	13,692
SAMPLE_0000338.LAB	3/10/2020	11:35:04	32.19	0.032	16.35	13,684
SAMPLE_0000339.LAB	3/10/2020	11:36:03	49.78	0.050	16.39	13,686
SAMPLE_0000340.LAB	3/10/2020	11:37:02	35.11	0.035	16.62	13,655
SAMPLE_0000341.LAB	3/10/2020	11:38:01	19.50	0.020	16.48	13,651
SAMPLE_0000342.LAB	3/10/2020	11:39:00	24.38	0.024	16.35	13,671
SAMPLE_0000343.LAB	3/10/2020	11:39:59	17.94	0.018	16.58	13,702
		Minute Average	21.16	0.021		13,686
SAMPLE_0000344.LAB	3/10/2020	11:40:57	20.85	0.021	16.20	13,697
SAMPLE_0000345.LAB	3/10/2020	11:41:56	36.64	0.037	16.32	13,705
SAMPLE_0000346.LAB	3/10/2020	11:42:55	16.47	0.016	16.36	13,733
SAMPLE_0000347.LAB	3/10/2020	11:43:54	32.41	0.032	16.24	13,743
SAMPLE_0000348.LAB	3/10/2020	11:44:53	21.61	0.022	16.13	13,752
SAMPLE_0000349.LAB	3/10/2020	11:45:51	22.42	0.022	16.61	13,712
SAMPLE_0000350.LAB	3/10/2020	11:46:50	24.16	0.024	17.06	13,696
SAMPLE_0000351.LAB	3/10/2020	11:47:49	30.11	0.030	16.75	13,706
SAMPLE_0000352.LAB	3/10/2020	11:48:48	22.64	0.023	16.18	13,714
SAMPLE_0000353.LAB	3/10/2020	11:49:46	18.30	0.018	16.10	13,716
SAMPLE_0000354.LAB	3/10/2020	11:50:45	21.07	0.021	16.16	13,719
SAMPLE_0000355.LAB	3/10/2020	11:51:44	24.51	0.025	16.33	13,708
SAMPLE_0000356.LAB	3/10/2020	11:52:43	10.85	0.011	16.16	13,724
SAMPLE_0000357.LAB	3/10/2020	11:53:42	11.30	0.011	16.09	13,797
SAMPLE_0000358.LAB	3/10/2020	11:54:40	18.95	0.019	16.09	13,750
SAMPLE_0000359.LAB	3/10/2020	11:55:39	30.78	0.031	16.06	13,770
SAMPLE_0000360.LAB	3/10/2020	11:56:38	13.08	0.013	16.31	13,778
SAMPLE_0000361.LAB	3/10/2020	11:57:37	13.94	0.014	15.75	13,772
SAMPLE_0000362.LAB	3/10/2020	11:58:36	22.83	0.023	16.15	13,804
SAMPLE_0000363.LAB	3/10/2020	11:59:34	18.70	0.019	16.52	13,800
SAMPLE_0000364.LAB	3/10/2020	12:00:33	22.01	0.022	15.97	13,787
SAMPLE_0000365.LAB	3/10/2020	12:01:32	6.42	0.006	15.90	13,789
SAMPLE_0000366.LAB	3/10/2020	12:02:31	16.76	0.017	15.81	13,809
SAMPLE_0000367.LAB	3/10/2020	12:03:30	20.12	0.020	15.67	13,839
SAMPLE_0000368.LAB	3/10/2020	12:04:28	13.35	0.013	15.76	13,838
SAMPLE_0000369.LAB	3/10/2020	12:05:27	16.83	0.017	15.47	13,849
SAMPLE_0000370.LAB	3/10/2020	12:06:26	30.84	0.031	16.39	13,826
SAMPLE_0000371.LAB	3/10/2020	12:07:25	29.69	0.030	16.78	13,837
SAMPLE_0000372.LAB	3/10/2020	12:08:24	35.32	0.035	17.12	13,861
SAMPLE_0000373.LAB	3/10/2020	12:09:22	32.56	0.033	17.25	13,883

FTIR Field Data

Company: Medline
Location: Waukegan, IL
Source: Common Stack
Date: 3/10/2020
Run: 1
Time: 08:21-18:34

Spectrum	Date	Time	Ethylene Oxide ppbv wb	Ethylene Oxide ppmv wb	Methane ppmv wb	Water ppm
SAMPLE_0000374.LAB	3/10/2020	12:10:21	27.34	0.027	16.56	13,859
SAMPLE_0000375.LAB	3/10/2020	12:11:20	23.38	0.023	16.37	13,848
SAMPLE_0000376.LAB	3/10/2020	12:12:19	19.43	0.019	15.80	13,858
SAMPLE_0000377.LAB	3/10/2020	12:13:18	17.82	0.018	15.68	13,883
SAMPLE_0000378.LAB	3/10/2020	12:14:16	10.77	0.011	15.57	13,904
SAMPLE_0000379.LAB	3/10/2020	12:15:15	22.06	0.022	15.42	13,915
SAMPLE_0000380.LAB	3/10/2020	12:16:14	19.35	0.019	15.40	13,896
SAMPLE_0000381.LAB	3/10/2020	12:17:13	19.26	0.019	15.34	13,910
SAMPLE_0000382.LAB	3/10/2020	12:18:12	29.39	0.029	16.05	13,944
SAMPLE_0000383.LAB	3/10/2020	12:19:10	20.52	0.021	16.16	13,938
SAMPLE_0000384.LAB	3/10/2020	12:20:09	22.46	0.022	15.86	13,924
SAMPLE_0000385.LAB	3/10/2020	12:21:08	17.17	0.017	15.65	13,889
SAMPLE_0000386.LAB	3/10/2020	12:22:07	17.30	0.017	15.91	13,891
SAMPLE_0000387.LAB	3/10/2020	12:23:06	10.91	0.011	15.52	13,890
SAMPLE_0000388.LAB	3/10/2020	12:24:04	19.79	0.020	15.14	13,915
SAMPLE_0000389.LAB	3/10/2020	12:25:03	25.62	0.026	15.51	13,929
SAMPLE_0000390.LAB	3/10/2020	12:26:02	28.04	0.028	16.40	13,937
SAMPLE_0000391.LAB	3/10/2020	12:27:01	24.28	0.024	16.29	13,947
SAMPLE_0000392.LAB	3/10/2020	12:28:00	24.84	0.025	16.45	13,946
SAMPLE_0000393.LAB	3/10/2020	12:28:58	19.80	0.020	16.23	13,989
		Minute Average	22.32	0.022		13,967
SAMPLE_0000394.LAB	3/10/2020	12:29:57	22.62	0.023	16.05	14,002
SAMPLE_0000395.LAB	3/10/2020	12:30:56	10.92	0.011	15.55	13,984
SAMPLE_0000396.LAB	3/10/2020	12:31:55	10.21	0.010	15.39	13,965
SAMPLE_0000397.LAB	3/10/2020	12:32:54	14.33	0.014	15.28	13,970
SAMPLE_0000398.LAB	3/10/2020	12:33:52	23.73	0.024	15.58	14,006
SAMPLE_0000399.LAB	3/10/2020	12:34:51	35.47	0.035	16.11	14,012
SAMPLE_0000400.LAB	3/10/2020	12:35:50	25.12	0.025	15.45	13,976
SAMPLE_0000401.LAB	3/10/2020	12:36:49	22.30	0.022	15.13	13,983
SAMPLE_0000402.LAB	3/10/2020	12:37:48	16.45	0.016	15.13	14,024
SAMPLE_0000403.LAB	3/10/2020	12:38:46	16.86	0.017	15.04	14,057
SAMPLE_0000404.LAB	3/10/2020	12:39:45	19.48	0.019	14.99	14,066
SAMPLE_0000405.LAB	3/10/2020	12:40:44	16.88	0.017	15.25	14,076
SAMPLE_0000406.LAB	3/10/2020	12:41:43	18.66	0.019	15.02	14,061
SAMPLE_0000407.LAB	3/10/2020	12:42:42	24.97	0.025	16.21	14,045
SAMPLE_0000408.LAB	3/10/2020	12:43:40	32.30	0.032	15.40	14,035
SAMPLE_0000409.LAB	3/10/2020	12:44:39	29.03	0.029	16.03	14,000
SAMPLE_0000410.LAB	3/10/2020	12:45:38	36.49	0.036	16.42	13,962
SAMPLE_0000411.LAB	3/10/2020	12:46:37	37.46	0.037	16.34	13,938
SAMPLE_0000412.LAB	3/10/2020	12:47:36	35.34	0.035	16.18	13,938
SAMPLE_0000413.LAB	3/10/2020	12:48:34	31.96	0.032	15.38	13,983
SAMPLE_0000414.LAB	3/10/2020	12:49:33	26.05	0.026	15.55	14,033
SAMPLE_0000415.LAB	3/10/2020	12:50:32	16.20	0.016	15.21	14,040
SAMPLE_0000416.LAB	3/10/2020	12:51:31	21.97	0.022	15.10	14,012
SAMPLE_0000417.LAB	3/10/2020	12:52:30	21.80	0.022	15.38	14,019
SAMPLE_0000418.LAB	3/10/2020	12:53:28	28.24	0.028	15.46	14,050
SAMPLE_0000419.LAB	3/10/2020	12:54:27	29.07	0.029	15.38	14,088
SAMPLE_0000420.LAB	3/10/2020	12:55:26	5.64	0.006	15.43	14,115
SAMPLE_0000421.LAB	3/10/2020	12:56:25	16.79	0.017	15.49	14,123
SAMPLE_0000422.LAB	3/10/2020	12:57:24	25.30	0.025	15.55	14,090
SAMPLE_0000423.LAB	3/10/2020	12:58:22	28.89	0.029	15.75	14,086
SAMPLE_0000424.LAB	3/10/2020	12:59:21	23.15	0.023	15.59	14,077
SAMPLE_0000425.LAB	3/10/2020	13:00:20	28.09	0.028	15.59	14,095
SAMPLE_0000426.LAB	3/10/2020	13:01:19	16.92	0.017	16.03	14,102
SAMPLE_0000427.LAB	3/10/2020	13:02:18	37.49	0.037	15.73	14,074
SAMPLE_0000428.LAB	3/10/2020	13:03:16	31.54	0.032	16.05	14,064
SAMPLE_0000429.LAB	3/10/2020	13:04:15	38.70	0.039	16.07	14,062
SAMPLE_0000430.LAB	3/10/2020	13:05:14	32.54	0.033	15.94	14,091
SAMPLE_0000431.LAB	3/10/2020	13:06:13	21.81	0.022	16.08	14,136
SAMPLE_0000432.LAB	3/10/2020	13:07:12	18.85	0.019	15.88	14,160
SAMPLE_0000433.LAB	3/10/2020	13:08:10	12.18	0.012	15.80	14,165
SAMPLE_0000434.LAB	3/10/2020	13:09:09	19.74	0.020	15.76	14,140
SAMPLE_0000435.LAB	3/10/2020	13:10:08	18.97	0.019	15.91	14,119
SAMPLE_0000436.LAB	3/10/2020	13:11:07	21.32	0.021	15.93	14,098
SAMPLE_0000437.LAB	3/10/2020	13:12:06	23.84	0.024	16.29	14,100
SAMPLE_0000438.LAB	3/10/2020	13:13:04	30.82	0.031	15.92	14,092
SAMPLE_0000439.LAB	3/10/2020	13:14:03	19.29	0.019	15.83	14,121
SAMPLE_0000440.LAB	3/10/2020	13:15:02	15.94	0.016	15.74	14,143
SAMPLE_0000441.LAB	3/10/2020	13:16:01	14.39	0.014	15.75	14,134
SAMPLE_0000442.LAB	3/10/2020	13:17:00	15.56	0.016	15.81	14,123
SAMPLE_0000443.LAB	3/10/2020	13:17:58	15.38	0.015	15.74	14,130
		Minute Average	15.47	0.015		14,127
SAMPLE_0000444.LAB	3/10/2020	13:18:57	25.87	0.026	15.97	14,151
SAMPLE_0000445.LAB	3/10/2020	13:19:56	18.29	0.018	16.08	14,146
SAMPLE_0000446.LAB	3/10/2020	13:20:55	16.05	0.016	16.03	14,103
SAMPLE_0000447.LAB	3/10/2020	13:21:54	17.32	0.017	16.09	14,115
SAMPLE_0000448.LAB	3/10/2020	13:22:52	18.08	0.018	16.23	14,170
SAMPLE_0000449.LAB	3/10/2020	13:23:51	7.99	0.008	15.92	14,161
SAMPLE_0000450.LAB	3/10/2020	13:24:50	20.76	0.021	16.18	14,148

FTIR Field Data

Company: Medline
Location: Waukegan, IL
Source: Common Stack
Date: 3/10/2020
Run: 1
Time: 08:21-18:34

Spectrum	Date	Time	Ethylene Oxide ppbv wb	Ethylene Oxide ppmv wb	Methane ppmv wb	Water ppm
SAMPLE_0000451.LAB	3/10/2020	13:25:49	18.25	0.018	16.09	14,110
SAMPLE_0000452.LAB	3/10/2020	13:26:48	20.74	0.021	15.72	14,123
SAMPLE_0000453.LAB	3/10/2020	13:27:46	12.45	0.012	15.62	14,162
SAMPLE_0000454.LAB	3/10/2020	13:28:45	17.38	0.017	15.52	14,146
SAMPLE_0000455.LAB	3/10/2020	13:29:44	10.03	0.010	15.53	14,136
SAMPLE_0000456.LAB	3/10/2020	13:30:43	12.45	0.012	15.68	14,131
SAMPLE_0000457.LAB	3/10/2020	13:31:42	13.48	0.013	15.83	14,137
SAMPLE_0000458.LAB	3/10/2020	13:32:40	22.46	0.022	15.96	14,132
SAMPLE_0000459.LAB	3/10/2020	13:33:39	14.79	0.015	15.76	14,126
SAMPLE_0000460.LAB	3/10/2020	13:34:38	16.62	0.017	15.82	14,137
SAMPLE_0000461.LAB	3/10/2020	13:35:37	8.09	0.008	15.43	14,131
SAMPLE_0000462.LAB	3/10/2020	13:36:36	8.67	0.009	15.52	14,113
SAMPLE_0000463.LAB	3/10/2020	13:37:34	14.70	0.015	15.61	14,148
SAMPLE_0000464.LAB	3/10/2020	13:38:33	11.48	0.011	15.51	14,173
SAMPLE_0000465.LAB	3/10/2020	13:39:32	11.04	0.011	15.58	14,191
SAMPLE_0000466.LAB	3/10/2020	13:40:31	11.79	0.012	15.59	14,181
SAMPLE_0000467.LAB	3/10/2020	13:41:30	15.56	0.016	15.61	14,144
SAMPLE_0000468.LAB	3/10/2020	13:42:28	11.21	0.011	15.77	14,116
SAMPLE_0000469.LAB	3/10/2020	13:43:27	12.22	0.012	15.65	14,097
SAMPLE_0000470.LAB	3/10/2020	13:44:26	29.47	0.029	15.58	14,078
SAMPLE_0000471.LAB	3/10/2020	13:45:25	16.42	0.016	15.58	14,134
SAMPLE_0000472.LAB	3/10/2020	13:46:24	9.09	0.009	15.63	14,187
SAMPLE_0000473.LAB	3/10/2020	13:47:23	14.24	0.014	15.89	14,194
SAMPLE_0000474.LAB	3/10/2020	13:48:21	19.29	0.019	15.83	14,165
SAMPLE_0000475.LAB	3/10/2020	13:49:20	17.91	0.018	15.76	14,151
SAMPLE_0000476.LAB	3/10/2020	13:50:19	14.39	0.014	15.59	14,135
SAMPLE_0000477.LAB	3/10/2020	13:51:18	14.71	0.015	15.83	14,097
SAMPLE_0000478.LAB	3/10/2020	13:52:17	16.46	0.016	15.79	14,099
SAMPLE_0000479.LAB	3/10/2020	13:53:15	14.01	0.014	16.03	14,111
SAMPLE_0000480.LAB	3/10/2020	13:54:14	15.15	0.015	16.12	14,097
SAMPLE_0000481.LAB	3/10/2020	13:55:13	33.72	0.034	15.94	14,081
SAMPLE_0000482.LAB	3/10/2020	13:56:12	26.20	0.026	15.85	14,047
SAMPLE_0000483.LAB	3/10/2020	13:57:11	33.93	0.034	16.02	14,063
SAMPLE_0000484.LAB	3/10/2020	13:58:09	28.72	0.029	15.97	14,066
SAMPLE_0000485.LAB	3/10/2020	13:59:08	36.01	0.036	16.19	14,059
SAMPLE_0000486.LAB	3/10/2020	14:00:07	36.52	0.037	15.84	14,044
SAMPLE_0000487.LAB	3/10/2020	14:01:06	33.63	0.034	15.74	14,027
SAMPLE_0000488.LAB	3/10/2020	14:03:07	33.63	0.034	15.62	14,088
SAMPLE_0000489.LAB	3/10/2020	14:04:06	26.90	0.027	15.73	14,087
SAMPLE_0000490.LAB	3/10/2020	14:05:05	32.49	0.032	15.63	14,063
SAMPLE_0000491.LAB	3/10/2020	14:06:03	32.20	0.032	15.69	14,072
SAMPLE_0000492.LAB	3/10/2020	14:07:02	23.66	0.024	15.55	14,091
SAMPLE_0000493.LAB	3/10/2020	14:08:01	21.44	0.021	15.60	14,114
SAMPLE_0000494.LAB	3/10/2020	14:09:00	14.24	0.014	15.67	14,107
SAMPLE_0000495.LAB	3/10/2020	14:09:59	11.10	0.011	15.86	14,092
SAMPLE_0000496.LAB	3/10/2020	14:10:58	27.45	0.027	15.84	14,102
SAMPLE_0000497.LAB	3/10/2020	14:11:56	16.92	0.017	15.80	14,141
SAMPLE_0000498.LAB	3/10/2020	14:12:55	17.25	0.017	16.10	14,163
SAMPLE_0000499.LAB	3/10/2020	14:13:54	21.29	0.021	16.01	14,172
SAMPLE_0000500.LAB	3/10/2020	14:14:53	19.22	0.019	16.08	14,132
SAMPLE_0000501.LAB	3/10/2020	14:15:52	19.37	0.019	15.98	14,132
SAMPLE_0000502.LAB	3/10/2020	14:16:50	25.53	0.026	15.96	14,109
SAMPLE_0000503.LAB	3/10/2020	14:17:49	21.43	0.021	16.17	14,126
SAMPLE_0000504.LAB	3/10/2020	14:18:48	19.30	0.019	16.23	14,122
SAMPLE_0000505.LAB	3/10/2020	14:19:47	25.59	0.026	16.35	14,124
SAMPLE_0000506.LAB	3/10/2020	14:20:46	23.27	0.023	16.27	14,116
SAMPLE_0000507.LAB	3/10/2020	14:21:44	23.19	0.023	16.11	14,107
SAMPLE_0000508.LAB	3/10/2020	14:22:43	20.67	0.021	16.17	14,135
SAMPLE_0000509.LAB	3/10/2020	14:23:42	17.73	0.018	16.14	14,139
SAMPLE_0000510.LAB	3/10/2020	14:24:41	24.10	0.024	16.24	14,126
SAMPLE_0000511.LAB	3/10/2020	14:25:40	24.27	0.024	16.29	14,115
SAMPLE_0000512.LAB	3/10/2020	14:26:38	21.73	0.022	16.00	14,119
SAMPLE_0000513.LAB	3/10/2020	14:27:37	17.47	0.017	16.08	14,130
SAMPLE_0000514.LAB	3/10/2020	14:28:36	18.32	0.018	15.96	14,123
SAMPLE_0000515.LAB	3/10/2020	14:29:35	24.06	0.024	15.97	14,103
SAMPLE_0000516.LAB	3/10/2020	14:30:34	20.10	0.020	16.02	14,091
SAMPLE_0000517.LAB	3/10/2020	14:31:32	30.25	0.030	15.93	14,102
SAMPLE_0000518.LAB	3/10/2020	14:32:31	18.91	0.019	15.79	14,111
SAMPLE_0000519.LAB	3/10/2020	14:33:30	18.07	0.018	15.88	14,104
SAMPLE_0000520.LAB	3/10/2020	14:34:29	20.78	0.021	16.16	14,082
SAMPLE_0000521.LAB	3/10/2020	14:35:28	35.04	0.035	15.95	14,086
SAMPLE_0000522.LAB	3/10/2020	14:36:26	38.87	0.039	16.09	14,108
SAMPLE_0000523.LAB	3/10/2020	14:37:25	19.68	0.020	16.04	14,131
SAMPLE_0000524.LAB	3/10/2020	14:38:24	24.31	0.024	16.29	14,128
SAMPLE_0000525.LAB	3/10/2020	14:39:23	23.14	0.023	16.16	14,092
SAMPLE_0000526.LAB	3/10/2020	14:40:22	38.50	0.038	16.00	14,100
SAMPLE_0000527.LAB	3/10/2020	14:41:20	19.51	0.020	15.94	14,132
SAMPLE_0000528.LAB	3/10/2020	14:42:19	24.31	0.024	16.39	14,146
SAMPLE_0000529.LAB	3/10/2020	14:43:18	27.52	0.028	16.24	14,147

FTIR Field Data

Company: Medline
Location: Waukegan, IL
Source: Common Stack
Date: 3/10/2020
Run: 1
Time: 08:21-18:34

Spectrum	Date	Time	Ethylene Oxide ppbv wb	Ethylene Oxide ppmv wb	Methane ppmv wb	Water ppm
SAMPLE_0000530.LAB	3/10/2020	14:44:17	29.08	0.029	16.25	14,093
SAMPLE_0000531.LAB	3/10/2020	14:45:16	45.98	0.046	16.20	14,079
SAMPLE_0000532.LAB	3/10/2020	14:46:14	36.93	0.037	16.10	14,098
SAMPLE_0000533.LAB	3/10/2020	14:47:13	27.41	0.027	16.21	14,110
SAMPLE_0000534.LAB	3/10/2020	14:48:12	22.87	0.023	16.15	14,112
SAMPLE_0000535.LAB	3/10/2020	14:49:11	28.75	0.029	16.26	14,086
SAMPLE_0000536.LAB	3/10/2020	14:50:10	43.23	0.043	16.02	14,077
SAMPLE_0000537.LAB	3/10/2020	14:51:09	41.30	0.041	15.84	14,122
SAMPLE_0000538.LAB	3/10/2020	14:52:07	27.59	0.028	16.07	14,146
SAMPLE_0000539.LAB	3/10/2020	14:53:06	25.35	0.025	15.99	14,146
SAMPLE_0000540.LAB	3/10/2020	14:54:05	15.95	0.016	16.18	14,135
SAMPLE_0000541.LAB	3/10/2020	14:55:04	33.19	0.033	15.92	14,106
SAMPLE_0000542.LAB	3/10/2020	14:56:02	24.44	0.024	15.99	14,077
SAMPLE_0000543.LAB	3/10/2020	14:57:01	41.34	0.041	15.80	14,079
SAMPLE_0000544.LAB	3/10/2020	14:58:00	41.86	0.042	16.07	14,079
SAMPLE_0000545.LAB	3/10/2020	14:58:59	35.93	0.036	15.98	14,109
		Minute Average	38.90	0.039		14,094
SAMPLE_0000546.LAB	3/10/2020	14:59:58	34.85	0.035	16.08	14,065
SAMPLE_0000547.LAB	3/10/2020	15:00:57	41.87	0.042	15.90	14,048
SAMPLE_0000548.LAB	3/10/2020	15:01:55	37.94	0.038	16.14	14,056
SAMPLE_0000549.LAB	3/10/2020	15:02:54	48.85	0.049	16.30	14,090
SAMPLE_0000550.LAB	3/10/2020	15:03:53	46.84	0.047	16.28	14,058
SAMPLE_0000551.LAB	3/10/2020	15:04:52	41.16	0.041	15.94	14,044
SAMPLE_0000552.LAB	3/10/2020	15:05:51	36.70	0.037	15.90	14,046
SAMPLE_0000553.LAB	3/10/2020	15:06:49	44.26	0.044	16.09	14,065
SAMPLE_0000554.LAB	3/10/2020	15:07:48	44.77	0.045	16.11	14,088
SAMPLE_0000555.LAB	3/10/2020	15:08:47	47.65	0.048	16.29	14,046
SAMPLE_0000556.LAB	3/10/2020	15:09:46	38.87	0.039	15.93	14,064
SAMPLE_0000557.LAB	3/10/2020	15:10:45	39.66	0.040	15.91	14,061
SAMPLE_0000558.LAB	3/10/2020	15:11:43	46.68	0.047	16.01	14,078
SAMPLE_0000559.LAB	3/10/2020	15:12:42	53.69	0.054	16.27	14,102
SAMPLE_0000560.LAB	3/10/2020	15:13:41	36.14	0.036	16.13	14,077
SAMPLE_0000561.LAB	3/10/2020	15:14:40	52.46	0.052	16.11	14,058
SAMPLE_0000562.LAB	3/10/2020	15:15:39	46.49	0.046	16.17	14,017
SAMPLE_0000563.LAB	3/10/2020	15:16:37	42.34	0.042	16.16	14,005
SAMPLE_0000564.LAB	3/10/2020	15:17:36	44.52	0.045	16.05	14,019
SAMPLE_0000565.LAB	3/10/2020	15:18:35	44.14	0.044	15.88	14,023
SAMPLE_0000566.LAB	3/10/2020	15:19:34	47.66	0.048	15.76	13,998
SAMPLE_0000567.LAB	3/10/2020	15:20:33	42.96	0.043	15.85	13,989
SAMPLE_0000568.LAB	3/10/2020	15:21:32	44.96	0.045	15.99	13,981
SAMPLE_0000569.LAB	3/10/2020	15:22:30	40.00	0.040	16.17	13,967
SAMPLE_0000570.LAB	3/10/2020	15:23:29	46.05	0.046	16.25	13,956
SAMPLE_0000571.LAB	3/10/2020	15:24:28	33.91	0.034	16.13	13,938
SAMPLE_0000572.LAB	3/10/2020	15:25:27	35.79	0.036	15.69	13,917
SAMPLE_0000573.LAB	3/10/2020	15:26:26	39.26	0.039	15.91	13,974
SAMPLE_0000574.LAB	3/10/2020	15:27:24	37.63	0.038	15.89	13,975
SAMPLE_0000575.LAB	3/10/2020	15:28:23	37.84	0.038	16.11	13,971
SAMPLE_0000576.LAB	3/10/2020	15:29:22	47.21	0.047	16.32	13,939
SAMPLE_0000577.LAB	3/10/2020	15:30:21	42.64	0.043	15.95	13,932
SAMPLE_0000578.LAB	3/10/2020	15:31:20	43.47	0.043	15.79	13,931
SAMPLE_0000579.LAB	3/10/2020	15:32:18	33.11	0.033	15.91	13,920
SAMPLE_0000580.LAB	3/10/2020	15:33:17	37.02	0.037	15.93	13,898
SAMPLE_0000581.LAB	3/10/2020	15:34:16	36.71	0.037	16.10	13,878
SAMPLE_0000582.LAB	3/10/2020	15:35:15	32.27	0.032	15.78	13,852
SAMPLE_0000583.LAB	3/10/2020	15:36:14	32.04	0.032	15.72	13,863
SAMPLE_0000584.LAB	3/10/2020	15:37:12	39.14	0.039	15.81	13,885
SAMPLE_0000585.LAB	3/10/2020	15:38:11	28.84	0.029	16.13	13,858
SAMPLE_0000586.LAB	3/10/2020	15:39:10	38.61	0.039	16.11	13,816
SAMPLE_0000587.LAB	3/10/2020	15:40:09	29.42	0.029	16.10	13,797
SAMPLE_0000588.LAB	3/10/2020	15:41:08	34.91	0.035	16.23	13,797
SAMPLE_0000589.LAB	3/10/2020	15:42:06	36.45	0.036	16.29	13,809
SAMPLE_0000590.LAB	3/10/2020	15:43:05	35.41	0.035	16.24	13,800
SAMPLE_0000591.LAB	3/10/2020	15:44:04	38.72	0.039	16.30	13,785
SAMPLE_0000592.LAB	3/10/2020	15:45:03	38.06	0.038	16.20	13,807
SAMPLE_0000593.LAB	3/10/2020	15:46:02	38.19	0.038	16.28	13,807
SAMPLE_0000594.LAB	3/10/2020	15:47:00	37.69	0.038	16.38	13,807
SAMPLE_0000595.LAB	3/10/2020	15:47:59	40.96	0.041	16.41	13,799
		Minute Average	39.33	0.039		13,803
SAMPLE_0000596.LAB	3/10/2020	15:48:58	45.55	0.046	16.71	13,759
SAMPLE_0000597.LAB	3/10/2020	15:49:57	41.47	0.041	16.63	13,761
SAMPLE_0000598.LAB	3/10/2020	15:50:56	47.79	0.048	16.66	13,762
SAMPLE_0000599.LAB	3/10/2020	15:51:55	38.48	0.038	16.67	13,730
SAMPLE_0000600.LAB	3/10/2020	15:52:53	40.50	0.040	16.67	13,704
SAMPLE_0000601.LAB	3/10/2020	15:53:52	40.90	0.041	16.62	13,703
SAMPLE_0000602.LAB	3/10/2020	15:54:51	37.15	0.037	16.78	13,717
SAMPLE_0000603.LAB	3/10/2020	15:55:50	43.44	0.043	16.58	13,708
SAMPLE_0000604.LAB	3/10/2020	15:56:49	42.70	0.043	16.60	13,685
SAMPLE_0000605.LAB	3/10/2020	15:57:47	41.84	0.042	16.77	13,658
SAMPLE_0000606.LAB	3/10/2020	15:58:46	38.46	0.038	16.66	13,664

FTIR Field Data

Company: Medline
Location: Waukegan, IL
Source: Common Stack
Date: 3/10/2020
Run: 1
Time: 08:21-18:34

Spectrum	Date	Time	Ethylene Oxide ppbv wb	Ethylene Oxide ppmv wb	Methane ppmv wb	Water ppm
SAMPLE_0000607.LAB	3/10/2020	15:59:45	42.74	0.043	16.60	13,669
SAMPLE_0000608.LAB	3/10/2020	16:00:44	44.87	0.045	16.68	13,645
SAMPLE_0000609.LAB	3/10/2020	16:01:43	45.18	0.045	17.07	13,641
SAMPLE_0000610.LAB	3/10/2020	16:02:41	39.22	0.039	16.88	13,633
SAMPLE_0000611.LAB	3/10/2020	16:03:40	40.00	0.040	16.74	13,623
SAMPLE_0000612.LAB	3/10/2020	16:04:39	38.52	0.039	16.48	13,641
SAMPLE_0000613.LAB	3/10/2020	16:05:38	42.68	0.043	16.69	13,648
SAMPLE_0000614.LAB	3/10/2020	16:06:37	51.19	0.051	17.11	13,629
SAMPLE_0000615.LAB	3/10/2020	16:07:35	44.56	0.045	17.38	13,615
SAMPLE_0000616.LAB	3/10/2020	16:08:34	43.00	0.043	16.98	13,603
SAMPLE_0000617.LAB	3/10/2020	16:09:33	37.57	0.038	16.90	13,627
SAMPLE_0000618.LAB	3/10/2020	16:10:32	39.57	0.040	17.10	13,629
SAMPLE_0000619.LAB	3/10/2020	16:11:31	43.94	0.044	17.05	13,650
SAMPLE_0000620.LAB	3/10/2020	16:12:29	42.93	0.043	17.10	13,633
SAMPLE_0000621.LAB	3/10/2020	16:13:28	44.83	0.045	17.05	13,651
SAMPLE_0000622.LAB	3/10/2020	16:14:27	40.06	0.040	17.05	13,639
SAMPLE_0000623.LAB	3/10/2020	16:15:26	36.83	0.037	16.71	13,630
SAMPLE_0000624.LAB	3/10/2020	16:16:25	52.23	0.052	16.96	13,618
SAMPLE_0000625.LAB	3/10/2020	16:17:23	39.84	0.040	16.70	13,606
SAMPLE_0000626.LAB	3/10/2020	16:18:22	43.49	0.043	17.12	13,600
SAMPLE_0000627.LAB	3/10/2020	16:19:21	42.01	0.042	16.89	13,610
SAMPLE_0000628.LAB	3/10/2020	16:20:20	44.66	0.045	17.08	13,639
SAMPLE_0000629.LAB	3/10/2020	16:21:19	40.53	0.041	17.06	13,627
SAMPLE_0000630.LAB	3/10/2020	16:22:17	41.65	0.042	17.06	13,621
SAMPLE_0000631.LAB	3/10/2020	16:23:16	40.80	0.041	16.99	13,612
SAMPLE_0000632.LAB	3/10/2020	16:24:15	39.71	0.040	17.10	13,617
SAMPLE_0000633.LAB	3/10/2020	16:25:14	40.59	0.041	16.91	13,617
SAMPLE_0000634.LAB	3/10/2020	16:26:13	43.35	0.043	16.96	13,606
SAMPLE_0000635.LAB	3/10/2020	16:27:12	45.17	0.045	17.05	13,602
SAMPLE_0000636.LAB	3/10/2020	16:28:10	40.08	0.040	16.89	13,578
SAMPLE_0000637.LAB	3/10/2020	16:29:09	45.34	0.045	17.17	13,571
SAMPLE_0000638.LAB	3/10/2020	16:30:08	43.17	0.043	17.40	13,575
SAMPLE_0000639.LAB	3/10/2020	16:31:07	41.14	0.041	17.08	13,575
SAMPLE_0000640.LAB	3/10/2020	16:32:06	46.68	0.047	17.49	13,565
SAMPLE_0000641.LAB	3/10/2020	16:33:04	39.53	0.040	17.13	13,552
SAMPLE_0000642.LAB	3/10/2020	16:34:03	47.36	0.047	17.47	13,562
SAMPLE_0000643.LAB	3/10/2020	16:35:02	42.39	0.042	17.05	13,560
SAMPLE_0000644.LAB	3/10/2020	16:36:01	43.88	0.044	16.97	13,591
SAMPLE_0000645.LAB	3/10/2020	16:37:00	39.31	0.039	17.41	13,591
SAMPLE_0000646.LAB	3/10/2020	16:37:58	31.52	0.032	16.99	13,561
		Minute Average	35.41	0.035		13,576
SAMPLE_0000647.LAB	3/10/2020	16:38:57	39.73	0.040	16.98	13,581
SAMPLE_0000648.LAB	3/10/2020	16:39:56	34.52	0.035	16.97	13,566
SAMPLE_0000649.LAB	3/10/2020	16:40:55	40.40	0.040	17.03	13,565
SAMPLE_0000650.LAB	3/10/2020	16:41:54	39.72	0.040	17.03	13,545
SAMPLE_0000651.LAB	3/10/2020	16:42:52	35.82	0.036	17.27	13,518
SAMPLE_0000652.LAB	3/10/2020	16:43:51	39.84	0.040	17.07	13,533
SAMPLE_0000653.LAB	3/10/2020	16:44:50	39.27	0.039	17.17	13,534
SAMPLE_0000654.LAB	3/10/2020	16:45:49	47.10	0.047	17.31	13,537
SAMPLE_0000655.LAB	3/10/2020	16:46:48	47.53	0.048	17.53	13,538
SAMPLE_0000656.LAB	3/10/2020	16:47:46	36.25	0.036	16.93	13,515
SAMPLE_0000657.LAB	3/10/2020	16:48:45	35.75	0.036	17.02	13,516
SAMPLE_0000658.LAB	3/10/2020	16:49:44	38.80	0.039	17.26	13,513
SAMPLE_0000659.LAB	3/10/2020	16:50:43	47.29	0.047	17.61	13,514
SAMPLE_0000660.LAB	3/10/2020	16:51:42	42.02	0.042	16.93	13,516
SAMPLE_0000661.LAB	3/10/2020	16:52:40	38.73	0.039	16.85	13,505
SAMPLE_0000662.LAB	3/10/2020	16:53:39	45.03	0.045	16.96	13,519
SAMPLE_0000663.LAB	3/10/2020	16:54:38	37.38	0.037	16.92	13,529
		Minute Average	39.22	0.039		13,534
SAMPLE_0000664.LAB	3/10/2020	16:56:37	41.07	0.041	17.07	13,539
SAMPLE_0000665.LAB	3/10/2020	16:57:35	31.09	0.031	16.85	13,534
SAMPLE_0000666.LAB	3/10/2020	16:58:34	42.12	0.042	17.04	13,527
SAMPLE_0000667.LAB	3/10/2020	16:59:33	46.43	0.046	17.21	13,521
SAMPLE_0000668.LAB	3/10/2020	17:00:32	49.22	0.049	17.51	13,524
SAMPLE_0000669.LAB	3/10/2020	17:01:31	54.34	0.054	17.37	13,517
SAMPLE_0000670.LAB	3/10/2020	17:02:29	52.62	0.053	17.70	13,540
SAMPLE_0000671.LAB	3/10/2020	17:03:28	47.62	0.048	17.53	13,517
SAMPLE_0000672.LAB	3/10/2020	17:04:27	52.38	0.052	17.70	13,537
SAMPLE_0000673.LAB	3/10/2020	17:05:26	51.18	0.051	17.63	13,541
SAMPLE_0000674.LAB	3/10/2020	17:06:25	52.81	0.053	17.46	13,536
SAMPLE_0000675.LAB	3/10/2020	17:07:23	46.86	0.047	17.40	13,530
SAMPLE_0000676.LAB	3/10/2020	17:08:22	53.49	0.053	17.40	13,545
SAMPLE_0000677.LAB	3/10/2020	17:09:21	55.04	0.055	17.84	13,525
SAMPLE_0000678.LAB	3/10/2020	17:10:20	54.06	0.054	17.73	13,528
SAMPLE_0000679.LAB	3/10/2020	17:11:19	55.05	0.055	17.83	13,524
SAMPLE_0000680.LAB	3/10/2020	17:12:17	59.70	0.060	18.07	13,525
SAMPLE_0000681.LAB	3/10/2020	17:13:16	54.09	0.054	17.85	13,517
SAMPLE_0000682.LAB	3/10/2020	17:14:15	57.20	0.057	17.51	13,505
SAMPLE_0000683.LAB	3/10/2020	17:15:14	49.54	0.050	17.26	13,523

FTIR Field Data

Company: Medline
Location: Waukegan, IL
Source: Common Stack
Date: 3/10/2020
Run: 1
Time: 08:21-18:34

Spectrum	Date	Time	Ethylene Oxide ppbv wb	Ethylene Oxide ppmv wb	Methane ppmv wb	Water ppm
SAMPLE_0000684.LAB	3/10/2020	17:16:13	40.68	0.041	17.05	13,525
SAMPLE_0000685.LAB	3/10/2020	17:17:11	50.53	0.051	17.10	13,522
SAMPLE_0000686.LAB	3/10/2020	17:18:10	53.24	0.053	17.37	13,532
SAMPLE_0000687.LAB	3/10/2020	17:19:09	48.25	0.048	17.10	13,533
SAMPLE_0000688.LAB	3/10/2020	17:20:08	52.26	0.052	17.33	13,542
SAMPLE_0000689.LAB	3/10/2020	17:21:07	51.03	0.051	17.38	13,525
SAMPLE_0000690.LAB	3/10/2020	17:22:06	48.55	0.049	17.28	13,509
SAMPLE_0000691.LAB	3/10/2020	17:23:04	51.04	0.051	17.12	13,504
SAMPLE_0000692.LAB	3/10/2020	17:24:03	53.41	0.053	17.39	13,505
SAMPLE_0000693.LAB	3/10/2020	17:25:02	50.87	0.051	17.19	13,479
SAMPLE_0000694.LAB	3/10/2020	17:26:01	48.64	0.049	17.32	13,505
SAMPLE_0000695.LAB	3/10/2020	17:26:59	50.66	0.051	17.22	13,479
		Minute Average	49.65	0.050		13,492
SAMPLE_0000696.LAB	3/10/2020	17:27:58	50.66	0.051	17.49	13,507
SAMPLE_0000697.LAB	3/10/2020	17:28:57	50.12	0.050	17.45	13,503
SAMPLE_0000698.LAB	3/10/2020	17:29:56	52.15	0.052	17.05	13,473
SAMPLE_0000699.LAB	3/10/2020	17:30:55	50.06	0.050	17.13	13,463
SAMPLE_0000700.LAB	3/10/2020	17:31:53	49.74	0.050	17.28	13,462
SAMPLE_0000701.LAB	3/10/2020	17:32:52	53.97	0.054	17.32	13,485
SAMPLE_0000702.LAB	3/10/2020	17:33:51	52.76	0.053	17.14	13,488
SAMPLE_0000703.LAB	3/10/2020	17:34:50	53.94	0.054	17.26	13,502
SAMPLE_0000704.LAB	3/10/2020	17:35:49	61.01	0.061	17.24	13,521
SAMPLE_0000705.LAB	3/10/2020	17:36:48	61.42	0.061	17.39	13,506
SAMPLE_0000706.LAB	3/10/2020	17:37:46	60.04	0.060	17.43	13,494
SAMPLE_0000707.LAB	3/10/2020	17:38:45	55.90	0.056	17.50	13,477
SAMPLE_0000708.LAB	3/10/2020	17:39:44	55.89	0.056	17.43	13,477
SAMPLE_0000709.LAB	3/10/2020	17:40:43	56.44	0.056	17.33	13,487
SAMPLE_0000710.LAB	3/10/2020	17:41:42	54.96	0.055	17.30	13,482
SAMPLE_0000711.LAB	3/10/2020	17:42:40	63.45	0.063	17.09	13,486
SAMPLE_0000712.LAB	3/10/2020	17:43:39	47.72	0.048	17.17	13,460
SAMPLE_0000713.LAB	3/10/2020	17:44:38	51.39	0.051	17.26	13,438
SAMPLE_0000714.LAB	3/10/2020	17:45:37	44.61	0.045	17.10	13,449
SAMPLE_0000715.LAB	3/10/2020	17:46:36	57.52	0.058	17.54	13,432
SAMPLE_0000716.LAB	3/10/2020	17:47:34	50.68	0.051	17.58	13,432
SAMPLE_0000717.LAB	3/10/2020	17:48:33	51.70	0.052	17.16	13,419
SAMPLE_0000718.LAB	3/10/2020	17:49:32	47.40	0.047	17.41	13,410
SAMPLE_0000719.LAB	3/10/2020	17:50:31	46.26	0.046	17.63	13,420
SAMPLE_0000720.LAB	3/10/2020	17:51:30	53.76	0.054	17.42	13,409
SAMPLE_0000721.LAB	3/10/2020	17:52:28	51.65	0.052	17.47	13,391
SAMPLE_0000722.LAB	3/10/2020	17:53:27	58.72	0.059	17.41	13,399
SAMPLE_0000723.LAB	3/10/2020	17:54:26	46.77	0.047	17.67	13,398
SAMPLE_0000724.LAB	3/10/2020	17:55:25	52.56	0.053	17.38	13,392
SAMPLE_0000725.LAB	3/10/2020	17:56:24	43.95	0.044	17.27	13,380
SAMPLE_0000726.LAB	3/10/2020	17:57:22	52.42	0.052	17.66	13,361
SAMPLE_0000727.LAB	3/10/2020	17:58:21	54.04	0.054	17.50	13,387
SAMPLE_0000728.LAB	3/10/2020	17:59:20	54.91	0.055	17.53	13,371
SAMPLE_0000729.LAB	3/10/2020	18:00:19	41.78	0.042	17.81	13,372
SAMPLE_0000730.LAB	3/10/2020	18:01:18	54.40	0.054	17.42	13,361
SAMPLE_0000731.LAB	3/10/2020	18:02:16	54.55	0.055	17.51	13,381
SAMPLE_0000732.LAB	3/10/2020	18:03:15	49.43	0.049	17.75	13,356
SAMPLE_0000733.LAB	3/10/2020	18:04:14	53.31	0.053	17.47	13,350
SAMPLE_0000734.LAB	3/10/2020	18:05:13	41.70	0.042	17.66	13,354
SAMPLE_0000735.LAB	3/10/2020	18:06:12	41.29	0.041	17.63	13,351
SAMPLE_0000736.LAB	3/10/2020	18:07:10	48.61	0.049	17.58	13,375
SAMPLE_0000737.LAB	3/10/2020	18:08:31	47.50	0.047	17.67	13,332
SAMPLE_0000738.LAB	3/10/2020	18:09:29	44.84	0.045	17.64	13,328
SAMPLE_0000739.LAB	3/10/2020	18:10:28	41.48	0.041	17.63	13,329
SAMPLE_0000740.LAB	3/10/2020	18:11:27	42.54	0.043	17.88	13,319
SAMPLE_0000741.LAB	3/10/2020	18:12:26	51.72	0.052	17.72	13,312
SAMPLE_0000742.LAB	3/10/2020	18:13:25	48.47	0.048	17.51	13,306
SAMPLE_0000743.LAB	3/10/2020	18:14:23	44.05	0.044	17.62	13,319
SAMPLE_0000744.LAB	3/10/2020	18:15:22	39.24	0.039	17.73	13,323
SAMPLE_0000745.LAB	3/10/2020	18:16:21	44.56	0.045	17.74	13,303
SAMPLE_0000746.LAB	3/10/2020	18:17:20	48.08	0.048	17.55	13,289
SAMPLE_0000747.LAB	3/10/2020	18:18:19	41.02	0.041	17.52	13,304
SAMPLE_0000748.LAB	3/10/2020	18:19:17	46.05	0.046	17.77	13,315
SAMPLE_0000749.LAB	3/10/2020	18:20:16	41.25	0.041	17.81	13,314
SAMPLE_0000750.LAB	3/10/2020	18:21:15	46.44	0.046	17.72	13,306
SAMPLE_0000751.LAB	3/10/2020	18:22:14	41.86	0.042	17.78	13,302
SAMPLE_0000752.LAB	3/10/2020	18:23:13	47.28	0.047	17.90	13,310
SAMPLE_0000753.LAB	3/10/2020	18:24:11	53.04	0.053	17.85	13,310
SAMPLE_0000754.LAB	3/10/2020	18:25:10	49.94	0.050	17.82	13,290
SAMPLE_0000755.LAB	3/10/2020	18:26:09	40.87	0.041	17.69	13,285
SAMPLE_0000756.LAB	3/10/2020	18:27:08	49.31	0.049	17.66	13,275
SAMPLE_0000757.LAB	3/10/2020	18:28:07	47.77	0.048	17.78	13,262
SAMPLE_0000758.LAB	3/10/2020	18:29:05	44.44	0.044	17.80	13,251
SAMPLE_0000759.LAB	3/10/2020	18:30:04	43.73	0.044	17.73	13,243
SAMPLE_0000760.LAB	3/10/2020	18:31:03	40.47	0.040	17.85	13,246
SAMPLE_0000761.LAB	3/10/2020	18:32:02	47.25	0.047	17.84	13,237

FTIR Field Data

Company: Medline
Location: Waukegan, IL
Source: Common Stack
Date: 3/10/2020
Run: 1
Time: 08:21-18:34

Spectrum	Date	Time	Ethylene Oxide ppbv wb	Ethylene Oxide ppmv wb	Methane ppmv wb	Water ppm
SAMPLE_0000762.LAB	3/10/2020	18:33:01	41.60	0.042	17.79	13,236
SAMPLE_0000763.LAB	3/10/2020	18:33:59	47.65	0.048	17.90	13,236
		Minute Average	44.62	0.045		13,236
	Averages		*36.19*	*0.036*	*16.84*	*13,841*

FTIR Field Data

Company: Medline
Location: Waukegan, IL
Source: Common Stack
Date: 3/11/2020
Run: 2
Time: 8:35-18:30

Spectrum	Date	Time	Ethylene Oxide ppbv wb	Ethylene Oxide ppmv wb	Methane ppmv wb	Water ppm
SAMPLE_0000039.LAB	3/11/2020	08:35:37	24.77	0.025	19.95	14,108
SAMPLE_0000040.LAB	3/11/2020	08:36:36	17.30	0.017	19.69	14,105
SAMPLE_0000041.LAB	3/11/2020	08:37:35	23.05	0.023	19.56	14,113
SAMPLE_0000042.LAB	3/11/2020	08:38:34	24.33	0.024	19.61	14,125
SAMPLE_0000043.LAB	3/11/2020	08:39:32	18.03	0.018	19.42	14,118
SAMPLE_0000044.LAB	3/11/2020	08:40:31	25.53	0.026	19.40	14,116
SAMPLE_0000045.LAB	3/11/2020	08:41:30	24.06	0.024	19.40	14,136
SAMPLE_0000046.LAB	3/11/2020	08:42:29	25.77	0.026	19.36	14,125
SAMPLE_0000047.LAB	3/11/2020	08:43:28	27.71	0.028	19.30	14,137
SAMPLE_0000048.LAB	3/11/2020	08:44:26	26.84	0.027	19.25	14,127
SAMPLE_0000049.LAB	3/11/2020	08:45:25	26.85	0.027	19.55	14,136
SAMPLE_0000050.LAB	3/11/2020	08:46:24	26.17	0.026	19.60	14,163
SAMPLE_0000051.LAB	3/11/2020	08:47:23	24.32	0.024	19.33	14,167
SAMPLE_0000052.LAB	3/11/2020	08:48:22	23.15	0.023	19.38	14,161
SAMPLE_0000053.LAB	3/11/2020	08:49:21	31.45	0.031	19.54	14,172
SAMPLE_0000054.LAB	3/11/2020	08:50:19	23.94	0.024	19.25	14,172
SAMPLE_0000055.LAB	3/11/2020	08:51:18	26.68	0.027	19.60	14,171
SAMPLE_0000056.LAB	3/11/2020	08:52:17	23.25	0.023	19.54	14,179
SAMPLE_0000057.LAB	3/11/2020	08:53:16	26.27	0.026	19.29	14,175
SAMPLE_0000058.LAB	3/11/2020	08:54:15	29.82	0.030	19.81	14,179
SAMPLE_0000059.LAB	3/11/2020	08:55:13	30.86	0.031	19.51	14,178
SAMPLE_0000060.LAB	3/11/2020	08:56:12	25.56	0.026	19.27	14,164
SAMPLE_0000061.LAB	3/11/2020	08:57:11	28.82	0.029	19.45	14,180
SAMPLE_0000062.LAB	3/11/2020	08:58:10	26.62	0.027	19.46	14,158
SAMPLE_0000063.LAB	3/11/2020	08:59:08	35.11	0.035	19.92	14,168
SAMPLE_0000064.LAB	3/11/2020	09:00:07	31.65	0.032	19.64	14,143
SAMPLE_0000065.LAB	3/11/2020	09:01:06	31.95	0.032	19.50	14,126
SAMPLE_0000066.LAB	3/11/2020	09:02:05	26.98	0.027	19.54	14,118
SAMPLE_0000067.LAB	3/11/2020	09:03:04	32.01	0.032	19.60	14,113
SAMPLE_0000068.LAB	3/11/2020	09:04:03	24.82	0.025	19.35	14,131
SAMPLE_0000069.LAB	3/11/2020	09:05:01	42.05	0.042	19.32	14,121
SAMPLE_0000070.LAB	3/11/2020	09:06:00	29.60	0.030	19.34	14,099
SAMPLE_0000071.LAB	3/11/2020	09:06:59	26.41	0.026	19.43	14,102
		Minute Average	28.00			14,101
SAMPLE_0000072.LAB	3/11/2020	09:07:58	29.17	0.029	19.70	14,080
SAMPLE_0000073.LAB	3/11/2020	09:08:57	25.55	0.026	19.68	14,065
SAMPLE_0000074.LAB	3/11/2020	09:09:55	26.56	0.027	19.48	14,056
SAMPLE_0000075.LAB	3/11/2020	09:10:54	32.74	0.033	19.42	14,073
SAMPLE_0000076.LAB	3/11/2020	09:11:53	23.58	0.024	19.44	14,063
SAMPLE_0000077.LAB	3/11/2020	09:12:52	23.58	0.024	19.38	14,068
SAMPLE_0000078.LAB	3/11/2020	09:13:51	25.60	0.026	19.60	14,067
SAMPLE_0000079.LAB	3/11/2020	09:14:49	29.40	0.029	19.24	14,064
SAMPLE_0000080.LAB	3/11/2020	09:15:48	27.20	0.027	19.59	14,060
SAMPLE_0000081.LAB	3/11/2020	09:16:47	26.71	0.027	19.44	14,044
SAMPLE_0000082.LAB	3/11/2020	09:17:46	27.20	0.027	19.37	14,038
SAMPLE_0000083.LAB	3/11/2020	09:18:45	28.30	0.028	19.37	14,033
SAMPLE_0000084.LAB	3/11/2020	09:19:43	30.01	0.030	19.47	14,066
SAMPLE_0000085.LAB	3/11/2020	09:20:42	23.98	0.024	19.63	14,046
SAMPLE_0000086.LAB	3/11/2020	09:21:41	27.96	0.028	19.46	14,068
SAMPLE_0000087.LAB	3/11/2020	09:22:40	35.77	0.036	19.26	14,054
SAMPLE_0000088.LAB	3/11/2020	09:23:39	32.96	0.033	19.27	14,051
SAMPLE_0000089.LAB	3/11/2020	09:24:37	30.84	0.031	19.48	14,027
SAMPLE_0000090.LAB	3/11/2020	09:25:36	27.06	0.027	19.60	14,031
SAMPLE_0000091.LAB	3/11/2020	09:26:35	35.28	0.035	19.65	14,009
SAMPLE_0000092.LAB	3/11/2020	09:27:34	27.03	0.027	19.43	14,000
SAMPLE_0000093.LAB	3/11/2020	09:28:33	34.18	0.034	19.19	14,007
SAMPLE_0000094.LAB	3/11/2020	09:29:31	23.46	0.023	19.41	13,999
SAMPLE_0000095.LAB	3/11/2020	09:30:30	27.89	0.028	19.32	14,000
SAMPLE_0000096.LAB	3/11/2020	09:31:29	18.77	0.019	19.17	13,998
SAMPLE_0000097.LAB	3/11/2020	09:32:28	35.79	0.036	19.23	13,997
SAMPLE_0000098.LAB	3/11/2020	09:33:27	33.87	0.034	19.32	14,002
SAMPLE_0000099.LAB	3/11/2020	09:34:25	32.68	0.033	19.47	13,985
SAMPLE_0000100.LAB	3/11/2020	09:35:24	36.90	0.037	19.66	14,004
SAMPLE_0000101.LAB	3/11/2020	09:36:23	33.32	0.033	19.46	14,004
SAMPLE_0000102.LAB	3/11/2020	09:37:22	31.23	0.031	19.34	13,998
SAMPLE_0000103.LAB	3/11/2020	09:38:21	30.55	0.031	19.35	13,992
SAMPLE_0000104.LAB	3/11/2020	09:39:19	19.47	0.019	19.24	13,954
SAMPLE_0000105.LAB	3/11/2020	09:40:18	27.49	0.027	19.39	13,957
SAMPLE_0000106.LAB	3/11/2020	09:41:17	36.73	0.037	19.62	13,958
SAMPLE_0000107.LAB	3/11/2020	09:42:16	23.10	0.023	18.87	13,937
SAMPLE_0000108.LAB	3/11/2020	09:43:15	19.87	0.020	18.89	13,967
SAMPLE_0000109.LAB	3/11/2020	09:44:14	31.39	0.031	19.20	13,968
SAMPLE_0000110.LAB	3/11/2020	09:45:12	27.91	0.028	19.30	13,953
SAMPLE_0000111.LAB	3/11/2020	09:46:11	31.73	0.032	19.49	13,943
SAMPLE_0000112.LAB	3/11/2020	09:47:10	25.33	0.025	19.03	13,953
SAMPLE_0000113.LAB	3/11/2020	09:48:09	22.28	0.022	18.87	13,968
SAMPLE_0000114.LAB	3/11/2020	09:49:07	26.37	0.026	19.14	13,986
SAMPLE_0000115.LAB	3/11/2020	09:50:06	21.19	0.021	19.11	13,976
SAMPLE_0000116.LAB	3/11/2020	09:51:05	30.10	0.030	19.49	13,954

FTIR Field Data

Company: Medline
Location: Waukegan, IL
Source: Common Stack
Date: 3/11/2020
Run: 2
Time: 8:35-18:30

Spectrum	Date	Time	Ethylene Oxide ppbv wb	Ethylene Oxide ppmv wb	Methane ppmv wb	Water ppm
SAMPLE_0000117.LAB	3/11/2020	09:52:04	18.47	0.018	18.90	13,953
SAMPLE_0000118.LAB	3/11/2020	09:53:03	26.09	0.026	18.50	13,950
SAMPLE_0000119.LAB	3/11/2020	09:54:02	24.84	0.025	18.66	13,942
SAMPLE_0000120.LAB	3/11/2020	09:55:00	29.75	0.030	19.02	13,925
SAMPLE_0000121.LAB	3/11/2020	09:55:59	30.82	0.031	19.17	13,921
		Minute Average	30.28			13,923
SAMPLE_0000122.LAB	3/11/2020	09:56:58	26.24	0.026	19.06	13,928
SAMPLE_0000123.LAB	3/11/2020	09:57:57	26.24	0.026	18.95	13,918
SAMPLE_0000124.LAB	3/11/2020	09:58:56	31.55	0.032	19.04	13,915
SAMPLE_0000125.LAB	3/11/2020	09:59:54	23.74	0.024	18.95	13,891
SAMPLE_0000126.LAB	3/11/2020	10:00:53	19.87	0.020	18.81	13,914
SAMPLE_0000127.LAB	3/11/2020	10:01:52	26.29	0.026	19.23	13,917
SAMPLE_0000128.LAB	3/11/2020	10:02:51	26.00	0.026	19.04	13,909
SAMPLE_0000129.LAB	3/11/2020	10:03:50	28.84	0.029	19.07	13,919
SAMPLE_0000130.LAB	3/11/2020	10:04:48	24.30	0.024	19.12	13,933
SAMPLE_0000131.LAB	3/11/2020	10:05:47	29.91	0.030	19.05	13,925
SAMPLE_0000132.LAB	3/11/2020	10:06:46	30.96	0.031	19.12	13,899
SAMPLE_0000133.LAB	3/11/2020	10:07:45	29.37	0.029	19.21	13,893
SAMPLE_0000134.LAB	3/11/2020	10:08:44	25.23	0.025	18.80	13,914
SAMPLE_0000135.LAB	3/11/2020	10:09:42	26.13	0.026	18.65	13,899
SAMPLE_0000136.LAB	3/11/2020	10:10:41	23.56	0.024	18.57	13,875
SAMPLE_0000137.LAB	3/11/2020	10:11:40	26.54	0.027	18.78	13,894
SAMPLE_0000138.LAB	3/11/2020	10:12:39	26.63	0.027	18.69	13,901
SAMPLE_0000139.LAB	3/11/2020	10:13:38	31.97	0.032	18.51	13,918
SAMPLE_0000140.LAB	3/11/2020	10:14:36	33.29	0.033	18.46	13,931
SAMPLE_0000141.LAB	3/11/2020	10:15:35	35.00	0.036	18.73	13,918
SAMPLE_0000142.LAB	3/11/2020	10:16:34	31.47	0.031	18.43	13,924
SAMPLE_0000143.LAB	3/11/2020	10:17:33	42.37	0.042	18.55	13,933
SAMPLE_0000144.LAB	3/11/2020	10:18:32	42.08	0.042	18.43	13,923
SAMPLE_0000145.LAB	3/11/2020	10:19:30	38.35	0.038	18.24	13,901
SAMPLE_0000146.LAB	3/11/2020	10:20:29	36.34	0.036	18.57	13,894
SAMPLE_0000147.LAB	3/11/2020	10:21:28	42.06	0.042	18.50	13,877
SAMPLE_0000148.LAB	3/11/2020	10:22:27	41.38	0.041	18.49	13,887
SAMPLE_0000149.LAB	3/11/2020	10:23:26	39.87	0.040	18.46	13,878
SAMPLE_0000150.LAB	3/11/2020	10:24:24	36.67	0.037	18.43	13,852
SAMPLE_0000151.LAB	3/11/2020	10:25:23	40.99	0.041	18.53	13,852
SAMPLE_0000152.LAB	3/11/2020	10:26:22	35.21	0.035	18.15	13,825
SAMPLE_0000153.LAB	3/11/2020	10:27:21	41.46	0.041	18.45	13,823
SAMPLE_0000154.LAB	3/11/2020	10:28:20	31.29	0.031	18.22	13,821
SAMPLE_0000155.LAB	3/11/2020	10:29:18	30.86	0.031	17.80	13,809
SAMPLE_0000156.LAB	3/11/2020	10:30:17	31.71	0.032	17.99	13,805
SAMPLE_0000157.LAB	3/11/2020	10:31:16	30.72	0.031	18.41	13,797
SAMPLE_0000158.LAB	3/11/2020	10:32:15	33.46	0.033	18.41	13,775
SAMPLE_0000159.LAB	3/11/2020	10:33:14	27.36	0.027	18.38	13,781
SAMPLE_0000160.LAB	3/11/2020	10:34:12	31.22	0.031	18.34	13,790
SAMPLE_0000161.LAB	3/11/2020	10:35:11	28.24	0.028	18.05	13,781
SAMPLE_0000162.LAB	3/11/2020	10:36:10	22.66	0.023	17.89	13,784
SAMPLE_0000163.LAB	3/11/2020	10:37:09	27.52	0.028	18.49	13,776
SAMPLE_0000164.LAB	3/11/2020	10:38:08	31.73	0.032	18.09	13,770
SAMPLE_0000165.LAB	3/11/2020	10:39:06	21.22	0.021	17.80	13,747
SAMPLE_0000166.LAB	3/11/2020	10:40:05	30.21	0.030	18.24	13,744
SAMPLE_0000167.LAB	3/11/2020	10:41:04	28.95	0.029	18.40	13,761
SAMPLE_0000168.LAB	3/11/2020	10:42:03	35.70	0.036	18.37	13,750
SAMPLE_0000169.LAB	3/11/2020	10:43:02	29.98	0.030	17.92	13,736
SAMPLE_0000170.LAB	3/11/2020	10:44:00	37.84	0.038	18.18	13,713
SAMPLE_0000171.LAB	3/11/2020	10:44:59	45.94	0.046	18.08	13,717
		Minute Average	41.89			13,715
SAMPLE_0000172.LAB	3/11/2020	10:45:58	45.49	0.045	17.95	13,698
SAMPLE_0000173.LAB	3/11/2020	10:46:57	46.05	0.046	18.42	13,670
SAMPLE_0000174.LAB	3/11/2020	10:47:56	47.20	0.047	18.40	13,694
SAMPLE_0000175.LAB	3/11/2020	10:48:55	45.38	0.045	18.11	13,672
SAMPLE_0000176.LAB	3/11/2020	10:49:53	33.66	0.034	18.17	13,687
SAMPLE_0000177.LAB	3/11/2020	10:50:52	36.92	0.037	18.38	13,666
SAMPLE_0000178.LAB	3/11/2020	10:51:51	31.22	0.031	18.07	13,676
SAMPLE_0000179.LAB	3/11/2020	10:52:50	34.73	0.035	18.06	13,681
SAMPLE_0000180.LAB	3/11/2020	10:53:48	30.84	0.031	18.00	13,664
SAMPLE_0000181.LAB	3/11/2020	10:54:47	39.45	0.039	18.32	13,652
SAMPLE_0000182.LAB	3/11/2020	10:55:46	29.69	0.030	18.02	13,631
SAMPLE_0000183.LAB	3/11/2020	10:56:45	29.23	0.029	17.56	13,662
SAMPLE_0000184.LAB	3/11/2020	10:57:44	21.97	0.022	17.47	13,640
SAMPLE_0000185.LAB	3/11/2020	10:58:43	14.68	0.015	17.20	13,636
SAMPLE_0000186.LAB	3/11/2020	10:59:41	25.34	0.025	17.45	13,642
SAMPLE_0000187.LAB	3/11/2020	11:00:40	27.36	0.027	17.84	13,642
SAMPLE_0000188.LAB	3/11/2020	11:01:39	26.93	0.027	17.78	13,642
SAMPLE_0000189.LAB	3/11/2020	11:02:38	27.44	0.027	17.68	13,661
SAMPLE_0000190.LAB	3/11/2020	11:03:36	34.19	0.034	17.90	13,656
SAMPLE_0000191.LAB	3/11/2020	11:04:35	34.20	0.034	17.71	13,646
SAMPLE_0000192.LAB	3/11/2020	11:05:34	36.32	0.036	18.03	13,649
SAMPLE_0000193.LAB	3/11/2020	11:06:33	36.53	0.037	17.37	13,634

FTIR Field Data

Company: Medline
Location: Waukegan, IL
Source: Common Stack
Date: 3/11/2020
Run: 2
Time: 8:35-18:30

Spectrum	Date	Time	Ethylene Oxide ppbv wb	Ethylene Oxide ppmv wb	Methane ppmv wb	Water ppm
SAMPLE_0000194.LAB	3/11/2020	11:07:32	42.51	0.043	17.62	13,645
SAMPLE_0000195.LAB	3/11/2020	11:08:30	43.00	0.043	17.94	13,650
SAMPLE_0000196.LAB	3/11/2020	11:09:29	41.36	0.041	17.92	13,662
SAMPLE_0000197.LAB	3/11/2020	11:10:28	41.08	0.041	18.16	13,645
SAMPLE_0000198.LAB	3/11/2020	11:11:27	45.22	0.045	17.70	13,642
SAMPLE_0000199.LAB	3/11/2020	11:12:26	42.02	0.042	18.05	13,654
SAMPLE_0000200.LAB	3/11/2020	11:13:25	38.17	0.038	18.16	13,652
SAMPLE_0000201.LAB	3/11/2020	11:14:23	40.45	0.040	17.62	13,657
SAMPLE_0000202.LAB	3/11/2020	11:15:22	37.28	0.037	18.03	13,656
SAMPLE_0000203.LAB	3/11/2020	11:16:21	28.23	0.028	17.85	13,683
SAMPLE_0000204.LAB	3/11/2020	11:17:20	26.30	0.026	17.57	13,685
SAMPLE_0000205.LAB	3/11/2020	11:18:19	31.47	0.031	17.74	13,673
SAMPLE_0000206.LAB	3/11/2020	11:19:17	28.18	0.028	17.44	13,671
SAMPLE_0000207.LAB	3/11/2020	11:20:16	28.65	0.029	17.27	13,666
SAMPLE_0000208.LAB	3/11/2020	11:21:15	25.15	0.025	17.76	13,663
SAMPLE_0000209.LAB	3/11/2020	11:22:14	24.99	0.025	17.37	13,655
SAMPLE_0000210.LAB	3/11/2020	11:23:13	31.68	0.032	17.86	13,666
SAMPLE_0000211.LAB	3/11/2020	11:24:11	34.66	0.035	17.68	13,666
SAMPLE_0000212.LAB	3/11/2020	11:25:10	37.73	0.038	17.63	13,674
SAMPLE_0000213.LAB	3/11/2020	11:26:09	30.72	0.031	17.63	13,687
SAMPLE_0000214.LAB	3/11/2020	11:27:08	24.41	0.024	17.59	13,686
SAMPLE_0000215.LAB	3/11/2020	11:28:07	27.66	0.028	17.31	13,669
SAMPLE_0000216.LAB	3/11/2020	11:29:06	28.51	0.029	17.40	13,664
SAMPLE_0000217.LAB	3/11/2020	11:30:04	27.64	0.028	17.36	13,662
SAMPLE_0000218.LAB	3/11/2020	11:31:03	31.84	0.032	17.76	13,692
SAMPLE_0000219.LAB	3/11/2020	11:32:02	26.21	0.026	17.60	13,684
SAMPLE_0000220.LAB	3/11/2020	11:33:01	25.43	0.025	17.74	13,686
SAMPLE_0000221.LAB	3/11/2020	11:33:59	30.11	0.030	17.79	13,655
		Minute Average	27.77			13,670
SAMPLE_0000222.LAB	3/11/2020	11:34:58	33.22	0.033	18.03	13,651
SAMPLE_0000223.LAB	3/11/2020	11:35:57	24.08	0.024	18.23	13,671
SAMPLE_0000224.LAB	3/11/2020	11:36:56	29.17	0.029	17.82	13,697
SAMPLE_0000225.LAB	3/11/2020	11:37:55	26.71	0.027	17.65	13,705
SAMPLE_0000226.LAB	3/11/2020	11:38:53	35.94	0.036	18.25	13,733
SAMPLE_0000227.LAB	3/11/2020	11:39:52	24.72	0.025	17.50	13,743
SAMPLE_0000228.LAB	3/11/2020	11:40:51	24.64	0.025	17.55	13,752
SAMPLE_0000229.LAB	3/11/2020	11:41:50	30.35	0.030	17.47	13,712
SAMPLE_0000230.LAB	3/11/2020	11:42:49	27.16	0.027	17.53	13,696
SAMPLE_0000231.LAB	3/11/2020	11:43:47	30.15	0.030	17.78	13,706
SAMPLE_0000232.LAB	3/11/2020	11:44:46	28.84	0.029	17.25	13,714
SAMPLE_0000233.LAB	3/11/2020	11:45:45	17.66	0.018	16.97	13,716
SAMPLE_0000234.LAB	3/11/2020	11:46:44	16.21	0.016	16.82	13,719
SAMPLE_0000235.LAB	3/11/2020	11:47:43	22.69	0.023	16.89	13,708
SAMPLE_0000236.LAB	3/11/2020	11:48:41	27.76	0.028	17.58	13,724
SAMPLE_0000237.LAB	3/11/2020	11:49:40	28.98	0.029	18.04	13,757
SAMPLE_0000238.LAB	3/11/2020	11:50:39	27.06	0.027	17.51	13,750
SAMPLE_0000239.LAB	3/11/2020	11:51:38	25.05	0.025	17.53	13,770
SAMPLE_0000240.LAB	3/11/2020	11:52:37	27.50	0.028	17.36	13,778
SAMPLE_0000241.LAB	3/11/2020	11:53:35	19.77	0.020	17.22	13,772
SAMPLE_0000242.LAB	3/11/2020	11:54:34	25.46	0.025	17.23	13,804
SAMPLE_0000243.LAB	3/11/2020	11:55:33	21.98	0.022	17.08	13,800
SAMPLE_0000244.LAB	3/11/2020	11:56:32	23.45	0.023	17.15	13,787
SAMPLE_0000245.LAB	3/11/2020	11:57:31	17.54	0.018	17.05	13,789
SAMPLE_0000246.LAB	3/11/2020	11:58:29	16.17	0.016	17.50	13,809
SAMPLE_0000247.LAB	3/11/2020	11:59:28	26.97	0.027	17.93	13,839
SAMPLE_0000248.LAB	3/11/2020	12:00:27	21.89	0.022	17.77	13,838
SAMPLE_0000249.LAB	3/11/2020	12:01:26	25.13	0.025	17.38	13,849
SAMPLE_0000250.LAB	3/11/2020	12:02:25	33.22	0.033	17.64	13,826
SAMPLE_0000251.LAB	3/11/2020	12:03:23	20.01	0.020	17.58	13,837
SAMPLE_0000252.LAB	3/11/2020	12:04:22	21.95	0.022	17.33	13,861
SAMPLE_0000253.LAB	3/11/2020	12:05:21	22.09	0.022	17.24	13,883
SAMPLE_0000254.LAB	3/11/2020	12:06:20	25.82	0.026	17.44	13,859
SAMPLE_0000255.LAB	3/11/2020	12:07:19	19.69	0.020	17.30	13,848
SAMPLE_0000256.LAB	3/11/2020	12:08:17	23.03	0.023	17.42	13,858
SAMPLE_0000257.LAB	3/11/2020	12:09:16	22.85	0.023	17.57	13,883
SAMPLE_0000258.LAB	3/11/2020	12:10:15	32.23	0.032	17.72	13,904
SAMPLE_0000259.LAB	3/11/2020	12:11:14	24.51	0.025	17.65	13,915
SAMPLE_0000260.LAB	3/11/2020	12:12:13	18.56	0.019	17.43	13,896
SAMPLE_0000261.LAB	3/11/2020	12:13:11	27.84	0.028	17.50	13,910
SAMPLE_0000262.LAB	3/11/2020	12:14:10	28.50	0.029	17.52	13,944
SAMPLE_0000263.LAB	3/11/2020	12:15:09	22.86	0.023	17.11	13,938
SAMPLE_0000264.LAB	3/11/2020	12:16:08	21.94	0.022	16.97	13,924
SAMPLE_0000265.LAB	3/11/2020	12:17:07	14.68	0.015	16.75	13,889
SAMPLE_0000266.LAB	3/11/2020	12:18:05	22.26	0.022	17.42	13,891
SAMPLE_0000267.LAB	3/11/2020	12:19:04	24.34	0.024	17.66	13,890
SAMPLE_0000268.LAB	3/11/2020	12:20:03	21.12	0.021	17.68	13,890
SAMPLE_0000269.LAB	3/11/2020	12:21:02	21.00	0.021	17.12	13,915
SAMPLE_0000270.LAB	3/11/2020	12:22:01	25.55	0.026	16.92	13,929
SAMPLE_0000271.LAB	3/11/2020	12:23:00	23.78	0.024	17.20	13,937

FTIR Field Data

Company: Medline
Location: Waukegan, IL
Source: Common Stack
Date: 3/11/2020
Run: 2
Time: 8:35-18:30

Spectrum	Date	Time	Ethylene Oxide ppbv wb	Ethylene Oxide ppmv wb	Methane ppmv wb	Water ppm
SAMPLE_0000272.LAB	3/11/2020	12:23:58	21.22	0.021	17.37	13,947
		Minute Average	22.50			13,942
SAMPLE_0000273.LAB	3/11/2020	12:24:57	22.55	0.023	17.39	13,946
SAMPLE_0000274.LAB	3/11/2020	12:25:56	24.08	0.024	17.41	14,002
SAMPLE_0000275.LAB	3/11/2020	12:26:55	19.17	0.019	17.35	13,984
SAMPLE_0000276.LAB	3/11/2020	12:27:53	27.84	0.028	17.70	13,965
SAMPLE_0000277.LAB	3/11/2020	12:28:52	21.49	0.021	17.66	13,970
SAMPLE_0000278.LAB	3/11/2020	12:29:51	19.59	0.020	17.32	14,006
SAMPLE_0000279.LAB	3/11/2020	12:30:50	21.36	0.021	17.36	14,012
SAMPLE_0000280.LAB	3/11/2020	12:31:49	22.61	0.023	17.05	13,976
SAMPLE_0000281.LAB	3/11/2020	12:32:47	24.08	0.024	17.19	13,983
SAMPLE_0000282.LAB	3/11/2020	12:33:46	24.40	0.024	17.55	14,024
SAMPLE_0000283.LAB	3/11/2020	12:34:45	23.57	0.024	17.26	14,057
SAMPLE_0000284.LAB	3/11/2020	12:35:44	21.22	0.021	17.09	14,066
SAMPLE_0000285.LAB	3/11/2020	12:36:43	20.26	0.020	17.20	14,076
SAMPLE_0000286.LAB	3/11/2020	12:37:42	26.05	0.026	17.18	14,061
SAMPLE_0000287.LAB	3/11/2020	12:38:40	22.31	0.022	17.23	14,045
SAMPLE_0000288.LAB	3/11/2020	12:39:39	17.27	0.017	17.41	14,035
SAMPLE_0000289.LAB	3/11/2020	12:40:38	22.66	0.023	17.61	14,000
SAMPLE_0000290.LAB	3/11/2020	12:41:37	22.22	0.022	17.42	13,962
SAMPLE_0000291.LAB	3/11/2020	12:42:35	22.10	0.022	17.47	13,938
SAMPLE_0000292.LAB	3/11/2020	12:43:34	20.95	0.021	17.58	13,938
SAMPLE_0000293.LAB	3/11/2020	12:44:33	30.48	0.030	17.78	13,983
SAMPLE_0000294.LAB	3/11/2020	12:45:32	17.69	0.018	17.30	14,033
SAMPLE_0000295.LAB	3/11/2020	12:46:31	23.97	0.024	17.07	14,040
SAMPLE_0000296.LAB	3/11/2020	12:47:29	17.34	0.017	16.92	14,012
SAMPLE_0000297.LAB	3/11/2020	12:48:28	19.09	0.019	16.98	14,019
SAMPLE_0000298.LAB	3/11/2020	12:49:27	27.75	0.028	17.57	14,050
SAMPLE_0000299.LAB	3/11/2020	12:50:26	27.72	0.028	17.64	14,088
SAMPLE_0000300.LAB	3/11/2020	12:51:25	22.39	0.022	17.60	14,115
SAMPLE_0000301.LAB	3/11/2020	12:52:24	24.53	0.025	17.88	14,123
SAMPLE_0000302.LAB	3/11/2020	12:53:22	25.53	0.026	18.06	14,090
SAMPLE_0000303.LAB	3/11/2020	12:54:21	24.58	0.025	17.80	14,086
SAMPLE_0000304.LAB	3/11/2020	12:55:20	27.22	0.027	17.78	14,077
SAMPLE_0000305.LAB	3/11/2020	12:56:19	26.24	0.026	17.59	14,095
SAMPLE_0000306.LAB	3/11/2020	12:57:17	18.54	0.019	17.25	14,102
SAMPLE_0000307.LAB	3/11/2020	12:58:16	20.98	0.021	17.88	14,074
SAMPLE_0000308.LAB	3/11/2020	12:59:15	30.04	0.030	17.89	14,064
SAMPLE_0000309.LAB	3/11/2020	13:00:14	29.17	0.029	17.80	14,062
SAMPLE_0000310.LAB	3/11/2020	13:01:13	23.31	0.023	17.77	14,091
SAMPLE_0000311.LAB	3/11/2020	13:02:12	23.87	0.024	17.75	14,136
SAMPLE_0000312.LAB	3/11/2020	13:03:10	24.47	0.024	17.33	14,160
SAMPLE_0000313.LAB	3/11/2020	13:04:09	28.18	0.028	17.51	14,165
SAMPLE_0000314.LAB	3/11/2020	13:05:08	18.49	0.018	17.61	14,140
SAMPLE_0000315.LAB	3/11/2020	13:06:07	22.21	0.022	17.13	14,119
SAMPLE_0000316.LAB	3/11/2020	13:07:06	19.61	0.020	17.59	14,098
SAMPLE_0000317.LAB	3/11/2020	13:08:04	23.64	0.024	17.44	14,100
SAMPLE_0000318.LAB	3/11/2020	13:09:03	23.25	0.023	17.39	14,092
SAMPLE_0000319.LAB	3/11/2020	13:10:02	28.26	0.028	17.44	14,121
SAMPLE_0000320.LAB	3/11/2020	13:11:01	23.14	0.023	17.57	14,143
SAMPLE_0000321.LAB	3/11/2020	13:11:59	27.25	0.027	17.46	14,134
		Minute Average	25.19			14,138
SAMPLE_0000322.LAB	3/11/2020	13:12:58	25.19	0.025	17.53	14,123
SAMPLE_0000323.LAB	3/11/2020	13:13:57	24.27	0.024	17.40	14,151
SAMPLE_0000324.LAB	3/11/2020	13:14:56	18.35	0.018	17.19	14,146
SAMPLE_0000325.LAB	3/11/2020	13:15:55	19.83	0.020	17.52	14,103
SAMPLE_0000326.LAB	3/11/2020	13:16:54	19.70	0.020	17.51	14,115
SAMPLE_0000327.LAB	3/11/2020	13:17:52	27.25	0.027	17.52	14,170
SAMPLE_0000328.LAB	3/11/2020	13:18:51	26.80	0.027	17.49	14,161
SAMPLE_0000329.LAB	3/11/2020	13:19:50	13.95	0.014	17.50	14,148
SAMPLE_0000330.LAB	3/11/2020	13:20:49	25.60	0.026	17.47	14,110
SAMPLE_0000331.LAB	3/11/2020	13:21:47	24.98	0.025	17.62	14,123
SAMPLE_0000332.LAB	3/11/2020	13:22:46	19.00	0.019	17.42	14,162
SAMPLE_0000333.LAB	3/11/2020	13:23:45	27.82	0.028	17.10	14,146
SAMPLE_0000334.LAB	3/11/2020	13:24:44	19.52	0.020	17.09	14,136
SAMPLE_0000335.LAB	3/11/2020	13:25:43	21.28	0.021	17.15	14,131
SAMPLE_0000336.LAB	3/11/2020	13:26:42	24.39	0.024	17.40	14,137
SAMPLE_0000337.LAB	3/11/2020	13:27:40	19.33	0.019	16.94	14,132
SAMPLE_0000338.LAB	3/11/2020	13:28:39	24.36	0.024	16.77	14,126
SAMPLE_0000339.LAB	3/11/2020	13:29:38	23.39	0.023	17.04	14,137
SAMPLE_0000340.LAB	3/11/2020	13:30:37	25.54	0.026	17.33	14,131
SAMPLE_0000341.LAB	3/11/2020	13:31:36	22.66	0.023	17.61	14,113
SAMPLE_0000342.LAB	3/11/2020	13:32:34	24.56	0.025	17.38	14,148
SAMPLE_0000343.LAB	3/11/2020	13:33:33	22.13	0.022	17.36	14,173
SAMPLE_0000344.LAB	3/11/2020	13:34:32	19.79	0.020	17.44	14,191
SAMPLE_0000345.LAB	3/11/2020	13:35:31	23.56	0.024	17.27	14,181
SAMPLE_0000346.LAB	3/11/2020	13:36:30	18.84	0.019	17.11	14,144
SAMPLE_0000347.LAB	3/11/2020	13:37:28	16.70	0.017	16.86	14,116
SAMPLE_0000348.LAB	3/11/2020	13:38:27	21.12	0.021	16.77	14,097

FTIR Field Data

Company: Medline
Location: Waukegan, IL
Source: Common Stack
Date: 3/11/2020
Run: 2
Time: 8:35-18:30

Spectrum	Date	Time	Ethylene Oxide ppbv wb	Ethylene Oxide ppmv wb	Methane ppmv wb	Water ppm
SAMPLE_0000349.LAB	3/11/2020	13:39:26	22.41	0.022	16.70	14,078
SAMPLE_0000350.LAB	3/11/2020	13:40:25	22.78	0.023	16.54	14,134
SAMPLE_0000351.LAB	3/11/2020	13:41:24	16.59	0.017	16.76	14,187
SAMPLE_0000352.LAB	3/11/2020	13:42:22	21.86	0.022	16.99	14,194
SAMPLE_0000353.LAB	3/11/2020	13:43:21	18.82	0.019	17.02	14,165
SAMPLE_0000354.LAB	3/11/2020	13:44:20	20.20	0.020	17.04	14,151
SAMPLE_0000355.LAB	3/11/2020	13:45:19	21.41	0.021	16.96	14,135
SAMPLE_0000356.LAB	3/11/2020	13:46:18	20.69	0.021	17.18	14,097
SAMPLE_0000357.LAB	3/11/2020	13:47:16	13.33	0.013	17.28	14,099
SAMPLE_0000358.LAB	3/11/2020	13:48:15	23.34	0.023	17.30	14,111
SAMPLE_0000359.LAB	3/11/2020	13:49:14	18.71	0.019	17.16	14,097
SAMPLE_0000360.LAB	3/11/2020	13:50:13	15.17	0.015	17.46	14,081
SAMPLE_0000361.LAB	3/11/2020	13:51:11	29.12	0.029	17.51	14,047
SAMPLE_0000362.LAB	3/11/2020	13:52:10	25.84	0.026	17.31	14,063
SAMPLE_0000363.LAB	3/11/2020	13:53:09	23.58	0.024	17.30	14,066
SAMPLE_0000364.LAB	3/11/2020	13:54:08	21.58	0.022	17.16	14,059
SAMPLE_0000365.LAB	3/11/2020	13:55:07	21.64	0.022	16.81	14,044
SAMPLE_0000366.LAB	3/11/2020	13:56:06	24.37	0.024	17.24	14,027
SAMPLE_0000367.LAB	3/11/2020	13:57:04	23.94	0.024	17.48	14,088
SAMPLE_0000368.LAB	3/11/2020	13:58:03	20.28	0.020	17.13	14,087
SAMPLE_0000369.LAB	3/11/2020	13:59:02	17.16	0.017	17.36	14,063
SAMPLE_0000370.LAB	3/11/2020	14:00:01	24.55	0.025	17.05	14,072
SAMPLE_0000371.LAB	3/11/2020	14:01:00	20.29	0.020	17.28	14,091
SAMPLE_0000372.LAB	3/11/2020	14:01:58	23.71	0.024	17.26	14,114
		Minute Average	22.00			14,102
SAMPLE_0000373.LAB	3/11/2020	14:02:57	19.93	0.020	17.08	14,107
SAMPLE_0000374.LAB	3/11/2020	14:03:56	25.03	0.025	17.32	14,101
SAMPLE_0000375.LAB	3/11/2020	14:04:55	22.71	0.023	17.46	14,083
SAMPLE_0000376.LAB	3/11/2020	14:05:54	20.12	0.020	17.55	14,102
SAMPLE_0000377.LAB	3/11/2020	14:06:52	25.14	0.025	17.79	14,141
SAMPLE_0000378.LAB	3/11/2020	14:07:51	22.51	0.023	17.60	14,163
SAMPLE_0000379.LAB	3/11/2020	14:08:50	21.86	0.022	17.63	14,172
SAMPLE_0000380.LAB	3/11/2020	14:09:49	23.38	0.023	17.50	14,132
SAMPLE_0000381.LAB	3/11/2020	14:10:48	21.61	0.022	17.55	14,132
SAMPLE_0000382.LAB	3/11/2020	14:11:46	19.87	0.020	17.01	14,109
SAMPLE_0000383.LAB	3/11/2020	14:12:45	29.25	0.029	17.45	14,126
SAMPLE_0000384.LAB	3/11/2020	14:13:44	26.76	0.027	17.35	14,122
SAMPLE_0000385.LAB	3/11/2020	14:14:43	19.23	0.019	17.28	14,124
SAMPLE_0000386.LAB	3/11/2020	14:15:41	23.40	0.023	17.60	14,116
SAMPLE_0000387.LAB	3/11/2020	14:16:40	20.34	0.020	17.23	14,107
SAMPLE_0000388.LAB	3/11/2020	14:17:39	27.12	0.027	17.21	14,135
SAMPLE_0000389.LAB	3/11/2020	14:18:38	23.05	0.023	17.02	14,139
SAMPLE_0000390.LAB	3/11/2020	14:19:37	13.81	0.014	16.66	14,126
SAMPLE_0000391.LAB	3/11/2020	14:20:36	19.38	0.019	16.61	14,116
SAMPLE_0000392.LAB	3/11/2020	14:21:34	24.75	0.025	16.45	14,119
SAMPLE_0000393.LAB	3/11/2020	14:22:33	23.17	0.023	16.92	14,130
SAMPLE_0000394.LAB	3/11/2020	14:23:32	19.23	0.019	17.10	14,123
SAMPLE_0000395.LAB	3/11/2020	14:24:31	28.97	0.029	17.14	14,103
SAMPLE_0000396.LAB	3/11/2020	14:25:29	20.84	0.021	16.40	14,091
SAMPLE_0000397.LAB	3/11/2020	14:26:28	32.22	0.032	17.01	14,102
SAMPLE_0000398.LAB	3/11/2020	14:27:27	20.52	0.021	17.10	14,111
SAMPLE_0000399.LAB	3/11/2020	14:28:26	31.14	0.031	17.32	14,104
SAMPLE_0000400.LAB	3/11/2020	14:29:25	27.58	0.028	17.38	14,082
SAMPLE_0000401.LAB	3/11/2020	14:30:24	22.65	0.023	16.97	14,086
SAMPLE_0000402.LAB	3/11/2020	14:31:22	30.22	0.030	17.42	14,108
SAMPLE_0000403.LAB	3/11/2020	14:32:21	35.49	0.035	17.73	14,131
SAMPLE_0000404.LAB	3/11/2020	14:33:20	32.25	0.032	17.70	14,128
SAMPLE_0000405.LAB	3/11/2020	14:34:19	29.54	0.030	17.27	14,092
SAMPLE_0000406.LAB	3/11/2020	14:35:18	27.72	0.028	16.77	14,100
SAMPLE_0000407.LAB	3/11/2020	14:36:16	37.11	0.037	17.71	14,132
SAMPLE_0000408.LAB	3/11/2020	14:37:15	40.24	0.040	17.76	14,146
SAMPLE_0000409.LAB	3/11/2020	14:38:14	36.61	0.037	17.68	14,147
SAMPLE_0000410.LAB	3/11/2020	14:39:13	34.59	0.035	17.66	14,093
SAMPLE_0000411.LAB	3/11/2020	14:40:12	34.37	0.034	17.49	14,079
SAMPLE_0000412.LAB	3/11/2020	14:41:10	51.44	0.051	17.75	14,098
SAMPLE_0000413.LAB	3/11/2020	14:42:09	34.05	0.034	17.47	14,110
SAMPLE_0000414.LAB	3/11/2020	14:43:08	35.06	0.035	17.34	14,112
SAMPLE_0000415.LAB	3/11/2020	14:44:07	37.49	0.037	17.20	14,086
SAMPLE_0000416.LAB	3/11/2020	14:45:06	37.26	0.037	17.57	14,077
SAMPLE_0000417.LAB	3/11/2020	14:46:04	46.62	0.047	17.89	14,122
SAMPLE_0000418.LAB	3/11/2020	14:47:03	41.33	0.041	17.88	14,146
SAMPLE_0000419.LAB	3/11/2020	14:48:02	41.17	0.041	17.62	14,146
SAMPLE_0000420.LAB	3/11/2020	14:49:01	36.91	0.037	17.75	14,135
SAMPLE_0000421.LAB	3/11/2020	14:50:00	34.15	0.034	17.86	14,106
SAMPLE_0000422.LAB	3/11/2020	14:50:58	38.88	0.039	17.91	14,077
		Minute Average	36.51			14,091
SAMPLE_0000423.LAB	3/11/2020	14:51:57	35.96	0.036	17.68	14,079
SAMPLE_0000424.LAB	3/11/2020	14:52:56	32.28	0.032	17.40	14,096
SAMPLE_0000425.LAB	3/11/2020	14:53:55	36.48	0.036	17.35	14,065

FTIR Field Data

Company: Medline
Location: Waukegan, IL
Source: Common Stack
Date: 3/11/2020
Run: 2
Time: 8:35-18:30

Spectrum	Date	Time	Ethylene Oxide ppbv wb	Ethylene Oxide ppmv wb	Methane ppmv wb	Water ppm
SAMPLE_0000426.LAB	3/11/2020	14:54:53	35.37	0.035	17.74	14,048
SAMPLE_0000427.LAB	3/11/2020	14:55:52	37.47	0.037	17.20	14,056
SAMPLE_0000428.LAB	3/11/2020	14:56:51	36.74	0.037	17.57	14,090
SAMPLE_0000429.LAB	3/11/2020	14:57:50	35.50	0.035	17.88	14,058
SAMPLE_0000430.LAB	3/11/2020	14:58:49	40.40	0.040	17.87	14,044
SAMPLE_0000431.LAB	3/11/2020	14:59:47	32.80	0.033	17.73	14,046
SAMPLE_0000432.LAB	3/11/2020	15:00:46	35.76	0.036	17.73	14,065
SAMPLE_0000433.LAB	3/11/2020	15:01:45	39.93	0.040	17.83	14,088
SAMPLE_0000434.LAB	3/11/2020	15:02:44	31.98	0.032	17.46	14,046
SAMPLE_0000435.LAB	3/11/2020	15:03:43	38.79	0.039	17.73	14,064
SAMPLE_0000436.LAB	3/11/2020	15:04:42	49.13	0.049	17.81	14,061
SAMPLE_0000437.LAB	3/11/2020	15:05:40	43.29	0.043	17.59	14,078
SAMPLE_0000438.LAB	3/11/2020	15:06:39	38.08	0.038	17.57	14,102
SAMPLE_0000439.LAB	3/11/2020	15:07:38	42.35	0.042	17.61	14,077
SAMPLE_0000440.LAB	3/11/2020	15:08:37	46.42	0.046	17.94	14,058
SAMPLE_0000441.LAB	3/11/2020	15:09:35	42.88	0.043	17.90	14,017
SAMPLE_0000442.LAB	3/11/2020	15:10:34	45.20	0.045	17.92	14,005
SAMPLE_0000443.LAB	3/11/2020	15:11:33	46.04	0.046	18.08	14,019
SAMPLE_0000444.LAB	3/11/2020	15:12:32	47.43	0.047	18.00	14,023
SAMPLE_0000445.LAB	3/11/2020	15:13:31	49.92	0.050	17.76	13,998
SAMPLE_0000446.LAB	3/11/2020	15:14:30	45.26	0.045	17.74	13,989
SAMPLE_0000447.LAB	3/11/2020	15:15:28	50.42	0.050	17.74	13,981
SAMPLE_0000448.LAB	3/11/2020	15:16:27	45.49	0.045	17.82	13,967
SAMPLE_0000449.LAB	3/11/2020	15:17:26	49.71	0.050	17.73	13,956
SAMPLE_0000450.LAB	3/11/2020	15:18:25	44.97	0.045	17.70	13,938
SAMPLE_0000451.LAB	3/11/2020	15:19:24	41.81	0.042	17.79	13,917
SAMPLE_0000452.LAB	3/11/2020	15:20:22	47.11	0.047	18.06	13,974
SAMPLE_0000453.LAB	3/11/2020	15:21:21	47.95	0.048	17.77	13,975
SAMPLE_0000454.LAB	3/11/2020	15:22:20	48.95	0.049	17.36	13,971
SAMPLE_0000455.LAB	3/11/2020	15:23:19	43.91	0.044	17.56	13,939
SAMPLE_0000456.LAB	3/11/2020	15:24:18	48.73	0.049	17.86	13,932
SAMPLE_0000457.LAB	3/11/2020	15:25:16	42.03	0.042	18.15	13,931
SAMPLE_0000458.LAB	3/11/2020	15:26:15	39.45	0.039	17.80	13,920
SAMPLE_0000459.LAB	3/11/2020	15:27:14	46.61	0.047	17.82	13,898
SAMPLE_0000460.LAB	3/11/2020	15:28:13	50.49	0.050	17.45	13,878
SAMPLE_0000461.LAB	3/11/2020	15:29:12	41.06	0.041	17.49	13,852
SAMPLE_0000462.LAB	3/11/2020	15:30:10	43.83	0.044	17.91	13,863
SAMPLE_0000463.LAB	3/11/2020	15:31:09	42.49	0.042	17.79	13,885
SAMPLE_0000464.LAB	3/11/2020	15:32:08	37.47	0.037	17.47	13,888
SAMPLE_0000465.LAB	3/11/2020	15:33:07	37.53	0.038	17.66	13,816
SAMPLE_0000466.LAB	3/11/2020	15:34:06	39.42	0.039	17.70	13,797
SAMPLE_0000467.LAB	3/11/2020	15:35:04	42.30	0.042	17.83	13,797
SAMPLE_0000468.LAB	3/11/2020	15:36:03	42.19	0.042	17.94	13,809
SAMPLE_0000469.LAB	3/11/2020	15:37:02	41.68	0.042	17.76	13,800
SAMPLE_0000470.LAB	3/11/2020	15:38:01	43.82	0.044	17.75	13,785
SAMPLE_0000471.LAB	3/11/2020	15:39:00	36.35	0.036	17.70	13,807
SAMPLE_0000472.LAB	3/11/2020	15:39:58	37.92	0.038	17.76	13,807
		Minute Average	37.14			13,807
SAMPLE_0000473.LAB	3/11/2020	15:40:57	41.29	0.041	17.86	13,777
SAMPLE_0000474.LAB	3/11/2020	15:41:56	39.10	0.039	17.78	13,759
SAMPLE_0000475.LAB	3/11/2020	15:42:55	33.99	0.034	17.68	13,761
SAMPLE_0000476.LAB	3/11/2020	15:43:54	32.15	0.032	17.61	13,762
SAMPLE_0000477.LAB	3/11/2020	15:44:52	38.53	0.039	17.61	13,730
SAMPLE_0000478.LAB	3/11/2020	15:45:51	37.52	0.038	17.94	13,704
SAMPLE_0000479.LAB	3/11/2020	15:46:50	44.05	0.044	17.80	13,703
SAMPLE_0000480.LAB	3/11/2020	15:47:49	38.36	0.038	17.68	13,717
SAMPLE_0000481.LAB	3/11/2020	15:48:48	42.39	0.042	17.76	13,708
SAMPLE_0000482.LAB	3/11/2020	15:49:46	40.68	0.041	17.74	13,685
SAMPLE_0000483.LAB	3/11/2020	15:50:45	42.53	0.043	17.74	13,668
SAMPLE_0000484.LAB	3/11/2020	15:51:44	40.35	0.040	17.72	13,664
SAMPLE_0000485.LAB	3/11/2020	15:52:43	34.45	0.034	17.49	13,669
SAMPLE_0000486.LAB	3/11/2020	15:53:42	36.36	0.036	17.31	13,645
SAMPLE_0000487.LAB	3/11/2020	15:54:41	40.52	0.041	16.87	13,641
SAMPLE_0000488.LAB	3/11/2020	15:55:39	36.29	0.036	17.22	13,633
SAMPLE_0000489.LAB	3/11/2020	15:56:38	39.54	0.040	17.45	13,623
SAMPLE_0000490.LAB	3/11/2020	15:57:37	41.91	0.042	17.81	13,641
SAMPLE_0000491.LAB	3/11/2020	15:58:36	33.94	0.034	17.27	13,648
SAMPLE_0000492.LAB	3/11/2020	15:59:34	37.48	0.037	17.06	13,629
SAMPLE_0000493.LAB	3/11/2020	16:00:33	41.91	0.042	17.22	13,615
SAMPLE_0000494.LAB	3/11/2020	16:01:32	38.14	0.038	17.66	13,603
SAMPLE_0000495.LAB	3/11/2020	16:02:31	48.84	0.049	18.00	13,627
SAMPLE_0000496.LAB	3/11/2020	16:03:30	40.70	0.041	17.59	13,629
SAMPLE_0000497.LAB	3/11/2020	16:04:29	39.09	0.039	17.49	13,650
SAMPLE_0000498.LAB	3/11/2020	16:05:27	38.07	0.038	17.53	13,633
SAMPLE_0000499.LAB	3/11/2020	16:06:26	39.50	0.039	17.51	13,651
SAMPLE_0000500.LAB	3/11/2020	16:07:25	37.80	0.038	17.80	13,639
SAMPLE_0000501.LAB	3/11/2020	16:08:24	35.21	0.035	17.80	13,630
SAMPLE_0000502.LAB	3/11/2020	16:09:23	35.59	0.036	17.63	13,618
SAMPLE_0000503.LAB	3/11/2020	16:10:21	34.06	0.034	17.74	13,606

FTIR Field Data

Company: Medline
Location: Waukegan, IL
Source: Common Stack
Date: 3/11/2020
Run: 2
Time: 8:35-18:30

Spectrum	Date	Time	Ethylene Oxide ppbv wb	Ethylene Oxide ppmv wb	Methane ppmv wb	Water ppm
SAMPLE_0000504.LAB	3/11/2020	16:11:20	36.46	0.036	17.83	13,600
SAMPLE_0000505.LAB	3/11/2020	16:12:19	35.21	0.035	17.71	13,610
SAMPLE_0000506.LAB	3/11/2020	16:13:18	40.69	0.041	17.56	13,639
SAMPLE_0000507.LAB	3/11/2020	16:14:16	35.23	0.035	17.25	13,627
SAMPLE_0000508.LAB	3/11/2020	16:15:15	31.17	0.031	17.13	13,621
SAMPLE_0000509.LAB	3/11/2020	16:16:14	34.94	0.035	16.98	13,612
SAMPLE_0000510.LAB	3/11/2020	16:17:13	29.94	0.030	16.77	13,617
SAMPLE_0000511.LAB	3/11/2020	16:18:12	42.94	0.043	16.93	13,617
SAMPLE_0000512.LAB	3/11/2020	16:19:11	29.82	0.030	17.44	13,606
SAMPLE_0000513.LAB	3/11/2020	16:20:09	32.94	0.033	17.52	13,602
SAMPLE_0000514.LAB	3/11/2020	16:21:08	33.72	0.034	17.48	13,578
SAMPLE_0000515.LAB	3/11/2020	16:22:07	28.68	0.029	17.41	13,610
SAMPLE_0000516.LAB	3/11/2020	16:23:06	32.10	0.032	17.46	13,639
SAMPLE_0000517.LAB	3/11/2020	16:24:05	34.66	0.035	17.76	13,627
SAMPLE_0000518.LAB	3/11/2020	16:25:03	32.41	0.032	17.25	13,621
SAMPLE_0000519.LAB	3/11/2020	16:26:02	21.98	0.022	17.48	13,612
SAMPLE_0000520.LAB	3/11/2020	16:27:01	23.78	0.024	17.59	13,617
SAMPLE_0000521.LAB	3/11/2020	16:28:00	27.52	0.028	17.52	13,617
SAMPLE_0000522.LAB	3/11/2020	16:28:59	26.16	0.026	17.68	13,606
		Minute Average	26.84			13,611
SAMPLE_0000523.LAB	3/11/2020	16:29:57	31.20	0.031	17.46	13,602
SAMPLE_0000524.LAB	3/11/2020	16:30:56	37.43	0.037	17.72	13,578
SAMPLE_0000525.LAB	3/11/2020	16:31:55	24.99	0.025	17.56	13,571
SAMPLE_0000526.LAB	3/11/2020	16:32:54	31.62	0.032	17.64	13,575
SAMPLE_0000527.LAB	3/11/2020	16:33:53	27.99	0.028	17.79	13,575
SAMPLE_0000528.LAB	3/11/2020	16:34:51	27.50	0.028	17.85	13,565
SAMPLE_0000529.LAB	3/11/2020	16:35:50	27.29	0.027	17.69	13,552
SAMPLE_0000530.LAB	3/11/2020	16:36:49	34.78	0.035	17.55	13,562
SAMPLE_0000531.LAB	3/11/2020	16:37:48	32.44	0.032	17.68	13,560
SAMPLE_0000532.LAB	3/11/2020	16:38:47	30.98	0.031	17.67	13,591
SAMPLE_0000533.LAB	3/11/2020	16:39:45	30.78	0.031	17.76	13,561
SAMPLE_0000534.LAB	3/11/2020	16:40:44	31.08	0.031	17.77	13,560
SAMPLE_0000535.LAB	3/11/2020	16:41:43	27.02	0.027	17.60	13,581
SAMPLE_0000536.LAB	3/11/2020	16:42:42	29.58	0.030	17.73	13,566
SAMPLE_0000537.LAB	3/11/2020	16:43:41	39.03	0.039	17.64	13,565
SAMPLE_0000538.LAB	3/11/2020	16:44:39	47.48	0.047	17.67	13,545
SAMPLE_0000539.LAB	3/11/2020	16:45:38	35.94	0.036	18.05	13,518
SAMPLE_0000540.LAB	3/11/2020	16:46:37	40.03	0.040	17.79	13,533
SAMPLE_0000541.LAB	3/11/2020	16:47:36	42.90	0.043	17.58	13,534
SAMPLE_0000542.LAB	3/11/2020	16:48:35	45.39	0.045	17.63	13,537
SAMPLE_0000543.LAB	3/11/2020	16:49:33	45.82	0.046	17.45	13,538
SAMPLE_0000544.LAB	3/11/2020	16:50:32	45.41	0.045	17.70	13,515
SAMPLE_0000545.LAB	3/11/2020	16:51:31	48.11	0.048	17.80	13,516
SAMPLE_0000546.LAB	3/11/2020	16:52:30	38.30	0.038	17.59	13,513
SAMPLE_0000547.LAB	3/11/2020	16:53:29	45.32	0.045	17.81	13,514
SAMPLE_0000548.LAB	3/11/2020	16:54:28	50.68	0.051	17.84	13,516
SAMPLE_0000549.LAB	3/11/2020	16:55:26	48.28	0.048	17.26	13,505
SAMPLE_0000550.LAB	3/11/2020	16:56:25	46.62	0.047	17.61	13,519
SAMPLE_0000551.LAB	3/11/2020	16:57:24	42.40	0.042	17.75	13,529
SAMPLE_0000552.LAB	3/11/2020	16:58:23	38.06	0.038	18.07	13,530
SAMPLE_0000553.LAB	3/11/2020	16:59:21	45.63	0.046	17.90	13,539
SAMPLE_0000554.LAB	3/11/2020	17:00:20	36.68	0.037	17.58	13,534
SAMPLE_0000555.LAB	3/11/2020	17:01:19	49.34	0.049	17.84	13,527
SAMPLE_0000556.LAB	3/11/2020	17:02:18	39.08	0.039	17.82	13,521
SAMPLE_0000557.LAB	3/11/2020	17:03:17	39.28	0.039	17.52	13,524
SAMPLE_0000558.LAB	3/11/2020	17:04:16	43.81	0.044	17.83	13,517
SAMPLE_0000559.LAB	3/11/2020	17:05:14	37.35	0.037	17.71	13,540
SAMPLE_0000560.LAB	3/11/2020	17:06:13	40.22	0.040	17.57	13,517
SAMPLE_0000561.LAB	3/11/2020	17:07:12	45.05	0.045	17.61	13,537
SAMPLE_0000562.LAB	3/11/2020	17:08:11	40.24	0.040	17.65	13,541
SAMPLE_0000563.LAB	3/11/2020	17:09:10	48.62	0.049	18.09	13,536
SAMPLE_0000564.LAB	3/11/2020	17:10:08	46.92	0.047	17.83	13,530
SAMPLE_0000565.LAB	3/11/2020	17:11:07	43.92	0.044	17.74	13,545
SAMPLE_0000566.LAB	3/11/2020	17:12:06	38.53	0.039	17.97	13,525
SAMPLE_0000567.LAB	3/11/2020	17:13:05	43.64	0.044	17.99	13,528
SAMPLE_0000568.LAB	3/11/2020	17:14:04	40.32	0.040	17.11	13,524
SAMPLE_0000569.LAB	3/11/2020	17:15:02	45.11	0.045	17.38	13,525
SAMPLE_0000570.LAB	3/11/2020	17:16:01	36.74	0.037	17.50	13,517
SAMPLE_0000571.LAB	3/11/2020	17:17:00	42.60	0.043	17.84	13,505
SAMPLE_0000572.LAB	3/11/2020	17:17:59	41.65	0.042	17.91	13,523
		Minute Average	42.13			13,514
SAMPLE_0000573.LAB	3/11/2020	17:18:58	36.93	0.037	17.80	13,525

FTIR Field Data

Company: Medline
Location: Waukegan, IL
Source: Common Stack
Date: 3/11/2020
Run: 2
Time: 8:35-18:30

Spectrum	Date	Time	Ethylene Oxide ppbv wb	Ethylene Oxide ppmv wb	Methane ppmv wb	Water ppm
SAMPLE_0000574.LAB	3/11/2020	17:19:56	43.39	0.043	17.83	13,522
SAMPLE_0000575.LAB	3/11/2020	17:20:55	44.21	0.044	17.52	13,532
SAMPLE_0000576.LAB	3/11/2020	17:21:54	43.87	0.044	17.57	13,533
SAMPLE_0000577.LAB	3/11/2020	17:22:53	43.26	0.043	17.65	13,542
SAMPLE_0000578.LAB	3/11/2020	17:23:52	48.14	0.048	17.85	13,525
SAMPLE_0000579.LAB	3/11/2020	17:24:50	57.98	0.058	18.02	13,509
SAMPLE_0000580.LAB	3/11/2020	17:25:49	50.15	0.050	18.12	13,504
SAMPLE_0000581.LAB	3/11/2020	17:26:48	49.34	0.049	17.89	13,505
SAMPLE_0000582.LAB	3/11/2020	17:27:47	50.79	0.051	17.46	13,495
SAMPLE_0000583.LAB	3/11/2020	17:28:46	48.70	0.049	17.40	13,507
SAMPLE_0000584.LAB	3/11/2020	17:29:44	45.88	0.046	17.68	13,503
SAMPLE_0000585.LAB	3/11/2020	17:30:43	46.67	0.047	17.92	13,473
SAMPLE_0000586.LAB	3/11/2020	17:31:42	51.88	0.052	17.84	13,463
SAMPLE_0000587.LAB	3/11/2020	17:32:41	44.04	0.044	17.87	13,462
SAMPLE_0000588.LAB	3/11/2020	17:33:40	51.50	0.051	17.84	13,485
SAMPLE_0000589.LAB	3/11/2020	17:34:38	49.00	0.049	17.90	13,488
SAMPLE_0000590.LAB	3/11/2020	17:35:37	52.65	0.053	17.70	13,502
SAMPLE_0000591.LAB	3/11/2020	17:36:36	54.82	0.055	17.72	13,521
SAMPLE_0000592.LAB	3/11/2020	17:37:35	65.57	0.066	17.93	13,506
SAMPLE_0000593.LAB	3/11/2020	17:38:34	53.39	0.053	17.94	13,494
SAMPLE_0000594.LAB	3/11/2020	17:39:33	59.90	0.060	18.26	13,477
SAMPLE_0000595.LAB	3/11/2020	17:40:31	50.56	0.051	17.62	13,477
SAMPLE_0000596.LAB	3/11/2020	17:41:30	54.68	0.055	17.71	13,487
SAMPLE_0000597.LAB	3/11/2020	17:42:29	59.61	0.060	17.82	13,482
SAMPLE_0000598.LAB	3/11/2020	17:43:28	60.71	0.061	17.96	13,486
SAMPLE_0000599.LAB	3/11/2020	17:44:27	68.80	0.069	18.08	13,460
SAMPLE_0000600.LAB	3/11/2020	17:45:25	64.26	0.064	17.88	13,438
SAMPLE_0000601.LAB	3/11/2020	17:46:24	61.35	0.061	17.89	13,449
SAMPLE_0000602.LAB	3/11/2020	17:47:23	54.09	0.054	17.83	13,432
SAMPLE_0000603.LAB	3/11/2020	17:48:22	59.27	0.059	18.24	13,432
SAMPLE_0000604.LAB	3/11/2020	17:49:21	64.69	0.065	18.34	13,419
SAMPLE_0000605.LAB	3/11/2020	17:50:20	62.53	0.063	17.76	13,410
SAMPLE_0000606.LAB	3/11/2020	17:51:18	56.77	0.057	17.74	13,420
SAMPLE_0000607.LAB	3/11/2020	17:52:17	59.39	0.059	17.89	13,409
SAMPLE_0000608.LAB	3/11/2020	17:53:16	51.84	0.052	17.87	13,391
SAMPLE_0000609.LAB	3/11/2020	17:54:15	51.01	0.051	17.55	13,399
SAMPLE_0000610.LAB	3/11/2020	17:55:14	56.43	0.056	17.85	13,398
SAMPLE_0000611.LAB	3/11/2020	17:56:12	58.25	0.058	17.64	13,392
SAMPLE_0000612.LAB	3/11/2020	17:57:11	51.64	0.052	17.85	13,380
SAMPLE_0000613.LAB	3/11/2020	17:58:10	50.73	0.051	18.11	13,361
SAMPLE_0000614.LAB	3/11/2020	17:59:09	45.89	0.046	17.78	13,387
SAMPLE_0000615.LAB	3/11/2020	18:00:08	52.52	0.053	17.80	13,371
SAMPLE_0000616.LAB	3/11/2020	18:01:07	46.70	0.047	17.58	13,372
SAMPLE_0000617.LAB	3/11/2020	18:02:05	46.31	0.046	17.64	13,361
SAMPLE_0000618.LAB	3/11/2020	18:03:04	48.69	0.049	17.97	13,381
SAMPLE_0000619.LAB	3/11/2020	18:04:03	45.34	0.045	17.74	13,356
SAMPLE_0000620.LAB	3/11/2020	18:05:02	44.93	0.045	17.86	13,350
SAMPLE_0000621.LAB	3/11/2020	18:06:01	49.49	0.049	17.79	13,354
SAMPLE_0000622.LAB	3/11/2020	18:06:59	49.39	0.049	18.04	13,354
		Minute Average	49.44			13,354
SAMPLE_0000623.LAB	3/11/2020	18:07:58	54.22	0.054	18.12	13,351
SAMPLE_0000624.LAB	3/11/2020	18:08:57	47.66	0.048	18.13	13,375
SAMPLE_0000625.LAB	3/11/2020	18:09:56	52.28	0.052	18.08	13,332
SAMPLE_0000626.LAB	3/11/2020	18:10:55	40.89	0.041	17.94	13,328
SAMPLE_0000627.LAB	3/11/2020	18:11:54	43.28	0.043	17.95	13,329
SAMPLE_0000628.LAB	3/11/2020	18:12:52	45.54	0.046	18.10	13,319
SAMPLE_0000629.LAB	3/11/2020	18:13:51	44.26	0.044	18.06	13,312
SAMPLE_0000630.LAB	3/11/2020	18:14:50	49.00	0.049	18.13	13,306
SAMPLE_0000631.LAB	3/11/2020	18:15:49	53.10	0.053	18.38	13,319
SAMPLE_0000632.LAB	3/11/2020	18:16:48	54.61	0.055	18.52	13,323
SAMPLE_0000633.LAB	3/11/2020	18:17:46	56.63	0.057	17.89	13,303
SAMPLE_0000634.LAB	3/11/2020	18:18:45	55.50	0.055	17.64	13,289
SAMPLE_0000635.LAB	3/11/2020	18:19:44	48.83	0.049	17.90	13,304
SAMPLE_0000636.LAB	3/11/2020	18:20:43	46.59	0.047	18.00	13,315
SAMPLE_0000637.LAB	3/11/2020	18:21:42	47.39	0.047	18.25	13,314
SAMPLE_0000638.LAB	3/11/2020	18:22:41	42.08	0.042	18.15	13,306
SAMPLE_0000639.LAB	3/11/2020	18:23:39	44.91	0.045	18.05	13,302
SAMPLE_0000640.LAB	3/11/2020	18:24:38	46.60	0.047	17.81	13,310
SAMPLE_0000641.LAB	3/11/2020	18:25:37	40.31	0.040	18.08	13,310
SAMPLE_0000642.LAB	3/11/2020	18:26:36	49.31	0.049	18.40	13,290

FTIR Field Data

Company: Medline
Location: Waukegan, IL
Source: Common Stack
Date: 3/11/2020
Run: 2
Time: 8:35-18:30

Spectrum	Date	Time	Ethylene Oxide ppbv wb	Ethylene Oxide ppmv wb	Methane ppmv wb	Water ppm
SAMPLE_0000643.LAB	3/11/2020	18:27:35	45.08	0.045	18.42	13,285
SAMPLE_0000644.LAB	3/11/2020	18:28:34	49.90	0.050	18.00	13,275
SAMPLE_0000645.LAB	3/11/2020	18:29:32	76.76	0.077	18.23	13,262
			33.15	*0.033*	*17.91*	*13,839*

FTIR Field Data

Company: Medline
Location: Waukegan, IL
Source: Common Stack
Date: 3/12/2020
Run: 3
Time: 08:10-18:30

Spectrum	Date	Time	Ethylene Oxide ppbv wb	Ethylene Oxide ppmv wb	Methane ppmv wb	Water ppm
SAMPLE_0000123.LAB	3/12/2020	08:10:13	5.41	0.005	16.19	16,825
SAMPLE_0000124.LAB	3/12/2020	08:11:12	10.84	0.011	15.96	16,851
SAMPLE_0000125.LAB	3/12/2020	08:12:11	13.48	0.013	16.41	16,849
SAMPLE_0000126.LAB	3/12/2020	08:13:10	10.19	0.010	16.28	16,843
SAMPLE_0000127.LAB	3/12/2020	08:14:09	10.18	0.010	16.04	16,859
SAMPLE_0000128.LAB	3/12/2020	08:15:08	8.72	0.009	16.23	16,870
SAMPLE_0000129.LAB	3/12/2020	08:16:06	4.00	0.004	16.04	16,883
SAMPLE_0000130.LAB	3/12/2020	08:17:05	5.30	0.005	15.87	16,881
SAMPLE_0000131.LAB	3/12/2020	08:18:04	13.34	0.013	15.90	16,881
SAMPLE_0000132.LAB	3/12/2020	08:19:03	11.27	0.011	15.76	16,866
SAMPLE_0000133.LAB	3/12/2020	08:20:02	5.95	0.006	16.02	16,876
SAMPLE_0000134.LAB	3/12/2020	08:21:00	7.78	0.008	16.30	16,875
SAMPLE_0000135.LAB	3/12/2020	08:21:59	6.69	0.007	16.18	16,870
		Minute average	7.24	0.007		16,873
SAMPLE_0000136.LAB	3/12/2020	08:22:58	13.09	0.013	16.00	16,863
SAMPLE_0000137.LAB	3/12/2020	08:23:57	7.81	0.008	15.93	16,851
SAMPLE_0000138.LAB	3/12/2020	08:24:56	7.57	0.008	16.16	16,844
SAMPLE_0000139.LAB	3/12/2020	08:25:54	4.68	0.005	16.00	16,828
SAMPLE_0000140.LAB	3/12/2020	08:26:53	11.60	0.012	15.92	16,820
SAMPLE_0000141.LAB	3/12/2020	08:27:52	10.61	0.011	16.08	16,815
SAMPLE_0000142.LAB	3/12/2020	08:28:51	6.06	0.006	16.17	16,805
SAMPLE_0000143.LAB	3/12/2020	08:29:50	5.43	0.005	16.28	16,800
SAMPLE_0000144.LAB	3/12/2020	08:30:49	8.41	0.008	16.21	16,792
SAMPLE_0000145.LAB	3/12/2020	08:31:47	10.61	0.011	16.01	16,781
SAMPLE_0000146.LAB	3/12/2020	08:32:46	6.14	0.006	15.94	16,761
SAMPLE_0000147.LAB	3/12/2020	08:33:45	6.76	0.007	16.27	16,776
SAMPLE_0000148.LAB	3/12/2020	08:34:44	8.05	0.008	15.94	16,757
SAMPLE_0000149.LAB	3/12/2020	08:35:43	2.12	0.002	15.90	16,765
SAMPLE_0000150.LAB	3/12/2020	08:36:41	13.06	0.013	16.01	16,776
SAMPLE_0000151.LAB	3/12/2020	08:37:40	10.63	0.011	16.04	16,762
SAMPLE_0000152.LAB	3/12/2020	08:38:39	1.81	0.002	16.14	16,761
SAMPLE_0000153.LAB	3/12/2020	08:39:38	3.28	0.003	16.05	16,768
SAMPLE_0000154.LAB	3/12/2020	08:40:37	8.53	0.009	16.01	16,736
SAMPLE_0000155.LAB	3/12/2020	08:41:35	5.10	0.005	15.90	16,761
SAMPLE_0000156.LAB	3/12/2020	08:42:34	4.34	0.004	16.05	16,741
SAMPLE_0000157.LAB	3/12/2020	08:43:33	15.64	0.016	15.77	16,736
SAMPLE_0000158.LAB	3/12/2020	08:44:32	4.45	0.004	16.22	16,723
SAMPLE_0000159.LAB	3/12/2020	08:45:31	1.94	0.002	16.03	16,713
SAMPLE_0000160.LAB	3/12/2020	08:46:30	8.45	0.008	16.28	16,719
SAMPLE_0000161.LAB	3/12/2020	08:47:28	1.85	0.002	16.19	16,725
SAMPLE_0000162.LAB	3/12/2020	08:48:27	1.57	0.002	15.75	16,714
SAMPLE_0000163.LAB	3/12/2020	08:49:26	6.18	0.006	16.50	16,713
SAMPLE_0000164.LAB	3/12/2020	08:50:25	7.59	0.008	16.16	16,707
SAMPLE_0000165.LAB	3/12/2020	08:51:24	4.66	0.005	15.93	16,706
SAMPLE_0000166.LAB	3/12/2020	08:52:22	4.64	0.005	16.25	16,699
SAMPLE_0000167.LAB	3/12/2020	08:53:21	-0.90	-0.001	16.03	16,709
SAMPLE_0000168.LAB	3/12/2020	08:54:20	0.22	0.000	16.12	16,703
SAMPLE_0000169.LAB	3/12/2020	08:55:19	3.47	0.003	16.66	16,692
SAMPLE_0000170.LAB	3/12/2020	08:56:18	1.88	0.002	16.32	16,680
SAMPLE_0000171.LAB	3/12/2020	08:57:16	-0.43	0.000	16.19	16,694
SAMPLE_0000172.LAB	3/12/2020	08:58:15	2.69	0.003	16.24	16,705
SAMPLE_0000173.LAB	3/12/2020	08:59:14	-0.13	0.000	16.05	16,723
SAMPLE_0000174.LAB	3/12/2020	09:00:13	7.11	0.007	16.24	16,724
SAMPLE_0000175.LAB	3/12/2020	09:01:12	0.86	0.001	16.16	16,719
SAMPLE_0000176.LAB	3/12/2020	09:02:11	3.05	0.003	15.99	16,697
SAMPLE_0000177.LAB	3/12/2020	09:03:09	-0.53	-0.001	15.85	16,715
SAMPLE_0000178.LAB	3/12/2020	09:04:08	-1.23	-0.001	15.99	16,714
SAMPLE_0000179.LAB	3/12/2020	09:05:07	1.14	0.001	15.92	16,709
SAMPLE_0000180.LAB	3/12/2020	09:06:06	5.82	0.006	15.94	16,706
SAMPLE_0000181.LAB	3/12/2020	09:07:05	6.75	0.007	15.98	16,697
SAMPLE_0000182.LAB	3/12/2020	09:08:03	4.75	0.005	15.85	16,704
SAMPLE_0000183.LAB	3/12/2020	09:09:02	3.08	0.003	15.88	16,688
SAMPLE_0000184.LAB	3/12/2020	09:10:01	7.52	0.008	16.14	16,683
SAMPLE_0000185.LAB	3/12/2020	09:11:00	1.14	0.001	16.14	16,706
SAMPLE_0000186.LAB	3/12/2020	09:11:59	0.29	0.000	15.83	16,696
		Minute average	0.71	0.001		16,701
SAMPLE_0000187.LAB	3/12/2020	09:12:57	3.66	0.004	16.20	16,672
SAMPLE_0000188.LAB	3/12/2020	09:13:56	3.02	0.003	16.19	16,648
SAMPLE_0000189.LAB	3/12/2020	09:14:55	-6.02	-0.006	15.48	16,666
SAMPLE_0000190.LAB	3/12/2020	09:15:54	1.96	0.002	15.72	16,683
SAMPLE_0000191.LAB	3/12/2020	09:16:53	-0.73	-0.001	15.65	16,688
SAMPLE_0000192.LAB	3/12/2020	09:17:52	-0.71	-0.001	15.78	16,668
SAMPLE_0000193.LAB	3/12/2020	09:18:50	-8.53	-0.009	15.73	16,675
SAMPLE_0000194.LAB	3/12/2020	09:19:49	1.05	0.001	15.50	16,692
SAMPLE_0000195.LAB	3/12/2020	09:20:48	-8.91	-0.009	15.84	16,697
SAMPLE_0000196.LAB	3/12/2020	09:21:47	-5.49	-0.005	16.31	16,701
SAMPLE_0000197.LAB	3/12/2020	09:22:46	-5.92	-0.006	15.76	16,721
SAMPLE_0000198.LAB	3/12/2020	09:23:44	-5.71	-0.006	15.82	16,734
SAMPLE_0000199.LAB	3/12/2020	09:24:43	2.59	0.003	16.28	16,727

FTIR Field Data

Company: Medline
Location: Waukegan, IL
Source: Common Stack
Date: 3/12/2020
Run: 3
Time: 08:10-18:30

Spectrum	Date	Time	Ethylene Oxide ppbv wb	Ethylene Oxide ppmv wb	Methane ppmv wb	Water ppm
SAMPLE_0000200.LAB	3/12/2020	09:25:42	-7.76	-0.008	15.88	16,704
SAMPLE_0000201.LAB	3/12/2020	09:26:41	-4.51	-0.005	16.15	16,700
SAMPLE_0000202.LAB	3/12/2020	09:27:40	-0.25	0.000	16.14	16,713
SAMPLE_0000203.LAB	3/12/2020	09:28:39	-0.95	-0.001	16.07	16,735
SAMPLE_0000204.LAB	3/12/2020	09:29:37	-2.15	-0.002	16.01	16,724
SAMPLE_0000205.LAB	3/12/2020	09:30:36	-3.61	-0.004	15.90	16,732
SAMPLE_0000206.LAB	3/12/2020	09:31:35	-9.02	-0.009	15.91	16,744
SAMPLE_0000207.LAB	3/12/2020	09:32:34	-0.45	0.000	16.05	16,766
SAMPLE_0000208.LAB	3/12/2020	09:33:33	3.18	0.003	15.84	16,732
SAMPLE_0000209.LAB	3/12/2020	09:34:31	3.81	0.004	16.02	16,731
SAMPLE_0000210.LAB	3/12/2020	09:35:30	-0.65	-0.001	16.12	16,719
SAMPLE_0000211.LAB	3/12/2020	09:36:29	-1.67	-0.002	16.03	16,744
SAMPLE_0000212.LAB	3/12/2020	09:37:28	-1.88	-0.002	15.73	16,782
SAMPLE_0000213.LAB	3/12/2020	09:38:27	-5.26	-0.005	15.42	16,795
SAMPLE_0000214.LAB	3/12/2020	09:39:26	1.65	0.002	15.66	16,778
SAMPLE_0000215.LAB	3/12/2020	09:40:24	2.11	0.002	15.91	16,773
SAMPLE_0000216.LAB	3/12/2020	09:41:23	1.04	0.001	15.66	16,772
SAMPLE_0000217.LAB	3/12/2020	09:42:22	6.24	0.006	15.50	16,781
SAMPLE_0000218.LAB	3/12/2020	09:43:21	-7.33	-0.007	15.57	16,787
SAMPLE_0000219.LAB	3/12/2020	09:44:20	6.63	0.007	15.88	16,784
SAMPLE_0000220.LAB	3/12/2020	09:45:18	1.01	0.001	16.10	16,763
SAMPLE_0000221.LAB	3/12/2020	09:46:17	4.74	0.005	15.95	16,773
SAMPLE_0000222.LAB	3/12/2020	09:47:16	13.58	0.014	15.69	16,794
SAMPLE_0000223.LAB	3/12/2020	09:48:15	16.12	0.016	16.02	16,810
SAMPLE_0000224.LAB	3/12/2020	09:49:14	16.47	0.016	15.81	16,805
SAMPLE_0000225.LAB	3/12/2020	09:50:12	18.74	0.019	16.10	16,772
SAMPLE_0000226.LAB	3/12/2020	09:51:11	28.88	0.029	15.87	16,756
SAMPLE_0000227.LAB	3/12/2020	09:52:10	22.14	0.022	15.75	16,767
SAMPLE_0000228.LAB	3/12/2020	09:53:09	26.81	0.027	15.86	16,774
SAMPLE_0000229.LAB	3/12/2020	09:54:08	34.76	0.035	16.29	16,761
SAMPLE_0000230.LAB	3/12/2020	09:55:06	24.20	0.024	15.81	16,755
SAMPLE_0000231.LAB	3/12/2020	09:56:05	32.14	0.032	15.85	16,775
SAMPLE_0000232.LAB	3/12/2020	09:57:04	29.09	0.029	16.06	16,763
SAMPLE_0000233.LAB	3/12/2020	09:58:03	34.86	0.035	15.75	16,770
SAMPLE_0000234.LAB	3/12/2020	09:59:02	35.06	0.035	15.73	16,737
SAMPLE_0000235.LAB	3/12/2020	10:00:01	33.71	0.034	16.03	16,750
SAMPLE_0000236.LAB	3/12/2020	10:00:59	32.67	0.033	16.15	16,776
		Minute average	33.19	0.033		16,763
SAMPLE_0000237.LAB	3/12/2020	10:01:58	33.56	0.034	15.83	16,795
SAMPLE_0000238.LAB	3/12/2020	10:02:57	37.34	0.037	15.76	16,810
SAMPLE_0000239.LAB	3/12/2020	10:03:56	30.55	0.031	15.90	16,828
SAMPLE_0000240.LAB	3/12/2020	10:04:55	31.84	0.032	16.06	16,819
SAMPLE_0000241.LAB	3/12/2020	10:05:53	24.69	0.025	15.73	16,841
SAMPLE_0000242.LAB	3/12/2020	10:06:52	22.52	0.023	15.95	16,853
SAMPLE_0000243.LAB	3/12/2020	10:07:51	25.16	0.025	15.71	16,899
SAMPLE_0000244.LAB	3/12/2020	10:08:50	19.30	0.019	15.52	16,899
SAMPLE_0000245.LAB	3/12/2020	10:09:49	13.95	0.014	15.52	16,892
SAMPLE_0000246.LAB	3/12/2020	10:10:47	10.32	0.010	15.56	16,881
SAMPLE_0000247.LAB	3/12/2020	10:11:46	8.42	0.008	15.50	16,886
SAMPLE_0000248.LAB	3/12/2020	10:12:45	9.84	0.010	15.93	16,892
SAMPLE_0000249.LAB	3/12/2020	10:13:44	10.03	0.010	15.81	16,889
SAMPLE_0000250.LAB	3/12/2020	10:14:43	12.22	0.012	16.13	16,890
SAMPLE_0000251.LAB	3/12/2020	10:15:42	5.33	0.005	16.14	16,867
SAMPLE_0000252.LAB	3/12/2020	10:16:40	9.06	0.009	16.20	16,837
SAMPLE_0000253.LAB	3/12/2020	10:17:39	8.30	0.008	15.93	16,874
SAMPLE_0000254.LAB	3/12/2020	10:18:38	3.09	0.003	15.98	16,900
SAMPLE_0000255.LAB	3/12/2020	10:19:37	2.68	0.003	15.70	16,878
SAMPLE_0000256.LAB	3/12/2020	10:20:36	-1.11	-0.001	15.68	16,880
SAMPLE_0000257.LAB	3/12/2020	10:21:34	-1.91	-0.002	15.81	16,896
SAMPLE_0000258.LAB	3/12/2020	10:22:33	7.44	0.007	15.75	16,933
SAMPLE_0000259.LAB	3/12/2020	10:23:32	6.99	0.007	15.67	16,978
SAMPLE_0000260.LAB	3/12/2020	10:24:31	5.80	0.006	15.88	16,954
SAMPLE_0000261.LAB	3/12/2020	10:25:30	1.25	0.001	15.54	16,962
SAMPLE_0000262.LAB	3/12/2020	10:26:29	-0.97	-0.001	15.81	17,018
SAMPLE_0000263.LAB	3/12/2020	10:27:27	3.48	0.003	15.98	17,038
SAMPLE_0000264.LAB	3/12/2020	10:28:26	0.95	0.001	15.60	16,996
SAMPLE_0000265.LAB	3/12/2020	10:29:25	4.57	0.005	15.73	16,965
SAMPLE_0000266.LAB	3/12/2020	10:30:24	3.47	0.003	15.46	16,929
SAMPLE_0000267.LAB	3/12/2020	10:31:22	4.47	0.004	15.33	16,905
SAMPLE_0000268.LAB	3/12/2020	10:32:21	2.86	0.003	15.40	16,936
SAMPLE_0000269.LAB	3/12/2020	10:33:20	9.12	0.009	15.37	16,967
SAMPLE_0000270.LAB	3/12/2020	10:34:19	4.00	0.004	15.52	16,952
SAMPLE_0000271.LAB	3/12/2020	10:35:18	-3.42	-0.003	15.53	16,935
SAMPLE_0000272.LAB	3/12/2020	10:36:17	-5.11	-0.005	15.39	16,936
SAMPLE_0000273.LAB	3/12/2020	10:37:15	-2.70	-0.003	15.67	16,972
SAMPLE_0000274.LAB	3/12/2020	10:38:14	-1.48	-0.001	15.70	16,996
SAMPLE_0000275.LAB	3/12/2020	10:39:13	-5.48	-0.005	15.60	16,982
SAMPLE_0000276.LAB	3/12/2020	10:40:12	3.33	0.003	15.48	16,987
SAMPLE_0000277.LAB	3/12/2020	10:41:11	2.46	0.002	15.46	17,020

FTIR Field Data

Company: Medline
Location: Waukegan, IL
Source: Common Stack
Date: 3/12/2020
Run: 3
Time: 08:10-18:30

Spectrum	Date	Time	Ethylene Oxide ppbv wb	Ethylene Oxide ppmv wb	Methane ppmv wb	Water ppm
SAMPLE_0000278.LAB	3/12/2020	10:42:09	-7.02	-0.007	15.63	17,054
SAMPLE_0000279.LAB	3/12/2020	10:43:08	1.34	0.001	15.88	17,064
SAMPLE_0000280.LAB	3/12/2020	10:44:07	0.46	0.000	15.72	17,060
SAMPLE_0000281.LAB	3/12/2020	10:45:06	-6.62	-0.007	15.77	17,050
SAMPLE_0000282.LAB	3/12/2020	10:46:05	-10.71	-0.011	15.79	17,049
SAMPLE_0000283.LAB	3/12/2020	10:47:04	-7.71	-0.008	16.02	17,042
SAMPLE_0000284.LAB	3/12/2020	10:48:02	-7.35	-0.007	15.57	17,022
SAMPLE_0000285.LAB	3/12/2020	10:49:01	-1.37	-0.001	15.89	17,004
SAMPLE_0000286.LAB	3/12/2020	10:50:00	2.15	0.002	15.60	16,989
SAMPLE_0000287.LAB	3/12/2020	10:50:59	-9.03	-0.009	15.71	16,981
		Minute average	-3.44	-0.003		16,985
SAMPLE_0000288.LAB	3/12/2020	10:51:58	-3.53	-0.004	15.90	17,007
SAMPLE_0000289.LAB	3/12/2020	10:52:56	-10.52	-0.011	16.10	17,067
SAMPLE_0000290.LAB	3/12/2020	10:53:55	-4.30	-0.004	15.48	17,095
SAMPLE_0000291.LAB	3/12/2020	10:54:54	-5.43	-0.005	15.48	17,094
SAMPLE_0000292.LAB	3/12/2020	10:55:53	3.09	0.003	15.40	17,076
SAMPLE_0000293.LAB	3/12/2020	10:56:52	1.40	0.001	15.39	17,044
SAMPLE_0000294.LAB	3/12/2020	10:57:51	-9.85	-0.010	15.57	17,018
SAMPLE_0000295.LAB	3/12/2020	10:58:49	-2.41	-0.002	15.35	17,005
SAMPLE_0000296.LAB	3/12/2020	10:59:48	-3.82	-0.004	15.10	17,018
SAMPLE_0000297.LAB	3/12/2020	11:00:47	-4.90	-0.005	14.91	17,033
SAMPLE_0000298.LAB	3/12/2020	11:01:46	-7.85	-0.008	14.92	17,039
SAMPLE_0000299.LAB	3/12/2020	11:02:45	-9.89	-0.010	15.03	17,013
SAMPLE_0000300.LAB	3/12/2020	11:03:43	-3.12	-0.003	15.18	17,015
SAMPLE_0000301.LAB	3/12/2020	11:04:42	-7.23	-0.007	15.11	16,999
SAMPLE_0000302.LAB	3/12/2020	11:05:41	-5.01	-0.005	14.88	17,024
SAMPLE_0000303.LAB	3/12/2020	11:06:40	-7.69	-0.008	14.89	17,039
SAMPLE_0000304.LAB	3/12/2020	11:07:39	-3.91	-0.004	14.69	17,072
SAMPLE_0000305.LAB	3/12/2020	11:08:38	-6.28	-0.006	14.93	17,056
SAMPLE_0000306.LAB	3/12/2020	11:09:36	-7.00	-0.007	14.83	17,011
SAMPLE_0000307.LAB	3/12/2020	11:10:35	-10.95	-0.011	14.74	17,013
SAMPLE_0000308.LAB	3/12/2020	11:11:34	4.04	0.004	14.90	16,996
SAMPLE_0000309.LAB	3/12/2020	11:12:33	-3.37	-0.003	14.72	17,013
SAMPLE_0000310.LAB	3/12/2020	11:13:32	-2.58	-0.003	14.96	17,020
SAMPLE_0000311.LAB	3/12/2020	11:14:30	-4.92	-0.005	15.01	17,013
SAMPLE_0000312.LAB	3/12/2020	11:15:29	-7.51	-0.008	14.87	17,012
SAMPLE_0000313.LAB	3/12/2020	11:16:28	-10.86	-0.011	14.78	17,043
SAMPLE_0000314.LAB	3/12/2020	11:17:27	-0.90	-0.001	14.84	17,081
SAMPLE_0000315.LAB	3/12/2020	11:18:26	-10.27	-0.010	14.67	17,123
SAMPLE_0000316.LAB	3/12/2020	11:19:24	-3.29	-0.003	14.66	17,139
SAMPLE_0000317.LAB	3/12/2020	11:20:23	-8.12	-0.008	14.51	17,162
SAMPLE_0000318.LAB	3/12/2020	11:21:22	-12.64	-0.013	14.94	17,166
SAMPLE_0000319.LAB	3/12/2020	11:22:21	-4.59	-0.005	14.56	17,174
SAMPLE_0000320.LAB	3/12/2020	11:23:20	0.65	0.001	14.61	17,171
SAMPLE_0000321.LAB	3/12/2020	11:24:19	-11.32	-0.011	14.90	17,178
SAMPLE_0000322.LAB	3/12/2020	11:25:17	-1.80	-0.002	14.31	17,177
SAMPLE_0000323.LAB	3/12/2020	11:26:16	-0.46	0.000	14.34	17,206
SAMPLE_0000324.LAB	3/12/2020	11:27:15	2.39	0.002	14.63	17,199
SAMPLE_0000325.LAB	3/12/2020	11:28:14	-1.75	-0.002	14.31	17,166
SAMPLE_0000326.LAB	3/12/2020	11:29:13	-0.43	0.000	14.38	17,164
SAMPLE_0000327.LAB	3/12/2020	11:30:11	0.90	0.001	14.92	17,186
SAMPLE_0000328.LAB	3/12/2020	11:31:10	-6.17	-0.006	15.09	17,210
SAMPLE_0000329.LAB	3/12/2020	11:32:09	-2.23	-0.002	15.04	17,180
SAMPLE_0000330.LAB	3/12/2020	11:33:08	-0.50	-0.001	14.25	17,204
SAMPLE_0000331.LAB	3/12/2020	11:34:07	-0.01	0.000	14.32	17,213
SAMPLE_0000332.LAB	3/12/2020	11:35:06	2.07	0.002	14.37	17,221
SAMPLE_0000333.LAB	3/12/2020	11:36:04	10.74	0.011	14.39	17,225
SAMPLE_0000334.LAB	3/12/2020	11:37:03	3.17	0.003	14.42	17,224
SAMPLE_0000335.LAB	3/12/2020	11:38:02	16.22	0.016	14.40	17,230
SAMPLE_0000336.LAB	3/12/2020	11:39:01	9.37	0.009	14.32	17,250
SAMPLE_0000337.LAB	3/12/2020	11:40:00	12.70	0.013	14.14	17,258
SAMPLE_0000338.LAB	3/12/2020	11:40:58	15.35	0.015	14.58	17,299
		Minute average	14.02	0.014		17,278
SAMPLE_0000339.LAB	3/12/2020	11:41:57	14.64	0.015	14.24	17,312
SAMPLE_0000340.LAB	3/12/2020	11:42:56	15.50	0.016	14.77	17,310
SAMPLE_0000341.LAB	3/12/2020	11:43:55	14.71	0.015	14.26	17,290
SAMPLE_0000342.LAB	3/12/2020	11:44:54	9.35	0.009	14.11	17,331
SAMPLE_0000343.LAB	3/12/2020	11:45:52	18.49	0.018	13.89	17,341
SAMPLE_0000344.LAB	3/12/2020	11:46:51	23.44	0.023	13.78	17,328
SAMPLE_0000345.LAB	3/12/2020	11:47:50	23.24	0.023	13.81	17,307
SAMPLE_0000346.LAB	3/12/2020	11:48:49	19.98	0.020	13.62	17,312
SAMPLE_0000347.LAB	3/12/2020	11:49:48	14.70	0.015	14.51	17,327
SAMPLE_0000348.LAB	3/12/2020	11:50:46	7.03	0.007	14.83	17,350
SAMPLE_0000349.LAB	3/12/2020	11:51:45	16.67	0.017	15.30	17,362
SAMPLE_0000350.LAB	3/12/2020	11:52:44	15.67	0.016	15.52	17,356
SAMPLE_0000351.LAB	3/12/2020	11:53:43	3.64	0.004	14.73	17,343
SAMPLE_0000352.LAB	3/12/2020	11:54:42	6.77	0.007	14.64	17,342
SAMPLE_0000353.LAB	3/12/2020	11:55:41	6.71	0.007	14.02	17,372
SAMPLE_0000354.LAB	3/12/2020	11:56:39	8.48	0.008	13.99	17,374

FTIR Field Data

Company: Medline
Location: Waukegan, IL
Source: Common Stack
Date: 3/12/2020
Run: 3
Time: 08:10-18:30

Spectrum	Date	Time	Ethylene Oxide ppbv wb	Ethylene Oxide ppmv wb	Methane ppmv wb	Water ppm
SAMPLE_0000355.LAB	3/12/2020	11:57:38	10.60	0.011	13.85	17,392
SAMPLE_0000356.LAB	3/12/2020	11:58:37	7.89	0.008	13.65	17,383
SAMPLE_0000357.LAB	3/12/2020	11:59:36	11.02	0.011	13.69	17,429
SAMPLE_0000358.LAB	3/12/2020	12:00:35	17.24	0.017	13.54	17,441
SAMPLE_0000359.LAB	3/12/2020	12:01:33	3.33	0.003	14.35	17,435
SAMPLE_0000360.LAB	3/12/2020	12:02:32	9.63	0.010	14.21	17,439
SAMPLE_0000361.LAB	3/12/2020	12:03:31	4.17	0.004	13.94	17,465
SAMPLE_0000362.LAB	3/12/2020	12:04:30	10.65	0.011	13.76	17,482
SAMPLE_0000363.LAB	3/12/2020	12:05:29	9.28	0.009	14.18	17,498
SAMPLE_0000364.LAB	3/12/2020	12:06:28	5.26	0.005	13.57	17,485
SAMPLE_0000365.LAB	3/12/2020	12:07:26	10.33	0.010	13.34	17,468
SAMPLE_0000366.LAB	3/12/2020	12:08:25	9.91	0.010	13.56	17,466
SAMPLE_0000367.LAB	3/12/2020	12:09:24	8.88	0.009	14.58	17,501
SAMPLE_0000368.LAB	3/12/2020	12:10:23	7.10	0.007	14.34	17,550
SAMPLE_0000369.LAB	3/12/2020	12:11:22	8.03	0.008	14.63	17,571
SAMPLE_0000370.LAB	3/12/2020	12:12:20	11.46	0.011	14.47	17,549
SAMPLE_0000371.LAB	3/12/2020	12:13:19	8.59	0.009	14.07	17,541
SAMPLE_0000372.LAB	3/12/2020	12:14:18	11.67	0.012	13.70	17,541
SAMPLE_0000373.LAB	3/12/2020	12:15:17	7.79	0.008	13.61	17,559
SAMPLE_0000374.LAB	3/12/2020	12:16:16	7.90	0.008	13.54	17,573
SAMPLE_0000375.LAB	3/12/2020	12:17:14	5.85	0.006	13.77	17,570
SAMPLE_0000376.LAB	3/12/2020	12:18:13	8.76	0.009	14.23	17,569
SAMPLE_0000377.LAB	3/12/2020	12:19:12	10.50	0.011	13.78	17,586
SAMPLE_0000378.LAB	3/12/2020	12:20:11	13.87	0.014	13.31	17,596
SAMPLE_0000379.LAB	3/12/2020	12:21:10	13.68	0.014	13.31	17,606
SAMPLE_0000380.LAB	3/12/2020	12:22:09	12.56	0.013	13.27	17,583
SAMPLE_0000381.LAB	3/12/2020	12:23:07	12.60	0.013	13.24	17,587
SAMPLE_0000382.LAB	3/12/2020	12:24:06	14.64	0.015	13.45	17,606
SAMPLE_0000383.LAB	3/12/2020	12:25:05	5.25	0.005	13.15	17,621
SAMPLE_0000384.LAB	3/12/2020	12:26:04	12.69	0.013	13.29	17,611
SAMPLE_0000385.LAB	3/12/2020	12:27:03	7.64	0.008	13.73	17,601
SAMPLE_0000386.LAB	3/12/2020	12:28:01	14.85	0.015	14.17	17,617
SAMPLE_0000387.LAB	3/12/2020	12:29:00	12.74	0.013	14.49	17,632
SAMPLE_0000388.LAB	3/12/2020	12:29:59	14.43	0.014	14.56	17,622
		Minute average	13.59	0.014		17,627
SAMPLE_0000389.LAB	3/12/2020	12:30:58	4.58	0.005	13.68	17,614
SAMPLE_0000390.LAB	3/12/2020	12:31:57	10.24	0.010	13.66	17,620
SAMPLE_0000391.LAB	3/12/2020	12:32:55	10.36	0.010	13.39	17,630
SAMPLE_0000392.LAB	3/12/2020	12:33:54	14.48	0.014	13.28	17,636
SAMPLE_0000393.LAB	3/12/2020	12:34:53	8.34	0.008	13.41	17,634
SAMPLE_0000394.LAB	3/12/2020	12:35:52	11.41	0.011	13.72	17,654
SAMPLE_0000395.LAB	3/12/2020	12:36:51	16.83	0.017	13.59	17,658
SAMPLE_0000396.LAB	3/12/2020	12:37:50	14.50	0.014	13.49	17,671
SAMPLE_0000397.LAB	3/12/2020	12:38:48	11.73	0.012	13.67	17,648
SAMPLE_0000398.LAB	3/12/2020	12:39:47	9.60	0.010	13.63	17,646
SAMPLE_0000399.LAB	3/12/2020	12:40:46	8.64	0.009	14.05	17,634
SAMPLE_0000400.LAB	3/12/2020	12:41:45	2.32	0.002	13.75	17,659
SAMPLE_0000401.LAB	3/12/2020	12:42:44	8.12	0.008	13.62	17,683
SAMPLE_0000402.LAB	3/12/2020	12:43:42	9.68	0.010	14.04	17,734
SAMPLE_0000403.LAB	3/12/2020	12:44:41	9.87	0.010	13.84	17,727
SAMPLE_0000404.LAB	3/12/2020	12:45:40	11.78	0.012	14.34	17,723
SAMPLE_0000405.LAB	3/12/2020	12:46:39	14.00	0.014	14.35	17,733
SAMPLE_0000406.LAB	3/12/2020	12:47:38	13.47	0.013	14.00	17,756
SAMPLE_0000407.LAB	3/12/2020	12:48:36	12.38	0.012	14.28	17,745
SAMPLE_0000408.LAB	3/12/2020	12:49:35	8.15	0.008	14.16	17,753
SAMPLE_0000409.LAB	3/12/2020	12:50:34	11.48	0.011	13.90	17,763
SAMPLE_0000410.LAB	3/12/2020	12:51:33	12.39	0.012	14.01	17,769
SAMPLE_0000411.LAB	3/12/2020	12:52:32	7.70	0.008	14.02	17,748
SAMPLE_0000412.LAB	3/12/2020	12:53:30	18.97	0.019	14.18	17,729
SAMPLE_0000413.LAB	3/12/2020	12:54:29	12.92	0.013	14.51	17,716
SAMPLE_0000414.LAB	3/12/2020	12:55:28	6.86	0.007	14.06	17,729
SAMPLE_0000415.LAB	3/12/2020	12:56:27	11.38	0.011	14.12	17,746
SAMPLE_0000416.LAB	3/12/2020	12:57:26	11.07	0.011	13.79	17,751
SAMPLE_0000417.LAB	3/12/2020	12:58:25	14.45	0.014	14.05	17,756
SAMPLE_0000418.LAB	3/12/2020	12:59:23	18.61	0.019	13.88	17,772
SAMPLE_0000419.LAB	3/12/2020	13:00:22	10.93	0.011	13.81	17,752
SAMPLE_0000420.LAB	3/12/2020	13:01:21	12.17	0.012	14.22	17,731
SAMPLE_0000421.LAB	3/12/2020	13:02:20	13.57	0.014	14.15	17,744
SAMPLE_0000422.LAB	3/12/2020	13:03:19	5.72	0.006	14.34	17,713
SAMPLE_0000423.LAB	3/12/2020	13:04:17	5.47	0.005	14.35	17,717
SAMPLE_0000424.LAB	3/12/2020	13:05:16	6.02	0.006	14.55	17,729
SAMPLE_0000425.LAB	3/12/2020	13:06:15	5.29	0.005	14.02	17,734
SAMPLE_0000426.LAB	3/12/2020	13:07:14	12.79	0.013	14.50	17,729
SAMPLE_0000427.LAB	3/12/2020	13:08:13	8.11	0.008	14.15	17,727
SAMPLE_0000428.LAB	3/12/2020	13:09:11	13.57	0.014	14.00	17,734
SAMPLE_0000429.LAB	3/12/2020	13:10:10	9.63	0.010	13.92	17,735
SAMPLE_0000430.LAB	3/12/2020	13:11:09	17.96	0.018	13.58	17,730
SAMPLE_0000431.LAB	3/12/2020	13:12:08	18.32	0.018	13.68	17,723
SAMPLE_0000432.LAB	3/12/2020	13:13:07	12.53	0.013	13.96	17,716

FTIR Field Data

Company: Medline
Location: Waukegan, IL
Source: Common Stack
Date: 3/12/2020
Run: 3
Time: 08:10-18:30

Spectrum	Date	Time	Ethylene Oxide ppbv wb	Ethylene Oxide ppmv wb	Methane ppmv wb	Water ppm
SAMPLE_0000433.LAB	3/12/2020	13:14:06	11.58	0.012	13.98	17,704
SAMPLE_0000434.LAB	3/12/2020	13:15:04	17.50	0.017	14.05	17,695
SAMPLE_0000435.LAB	3/12/2020	13:16:03	22.41	0.022	13.86	17,697
SAMPLE_0000436.LAB	3/12/2020	13:17:02	14.51	0.015	14.02	17,703
SAMPLE_0000437.LAB	3/12/2020	13:18:01	15.19	0.015	13.62	17,698
SAMPLE_0000438.LAB	3/12/2020	13:19:00	12.56	0.013	13.78	17,693
SAMPLE_0000439.LAB	3/12/2020	13:19:58	17.64	0.018	13.92	17,687
		Minute average	15.10	0.015		17,690
SAMPLE_0000440.LAB	3/12/2020	13:20:57	15.91	0.016	13.62	17,699
SAMPLE_0000441.LAB	3/12/2020	13:21:56	9.65	0.010	13.60	17,696
SAMPLE_0000442.LAB	3/12/2020	13:22:55	15.93	0.016	13.83	17,696
SAMPLE_0000443.LAB	3/12/2020	13:23:54	15.43	0.015	13.99	17,681
SAMPLE_0000444.LAB	3/12/2020	13:24:52	16.10	0.016	13.76	17,670
SAMPLE_0000445.LAB	3/12/2020	13:25:51	16.46	0.016	13.64	17,659
SAMPLE_0000446.LAB	3/12/2020	13:26:50	15.11	0.015	13.84	17,640
SAMPLE_0000447.LAB	3/12/2020	13:27:49	9.82	0.010	13.66	17,648
SAMPLE_0000448.LAB	3/12/2020	13:28:48	11.12	0.011	13.90	17,650
SAMPLE_0000449.LAB	3/12/2020	13:29:46	13.86	0.014	14.03	17,636
SAMPLE_0000450.LAB	3/12/2020	13:30:45	10.37	0.010	13.94	17,649
SAMPLE_0000451.LAB	3/12/2020	13:31:44	9.32	0.009	13.70	17,644
SAMPLE_0000452.LAB	3/12/2020	13:32:43	17.17	0.017	14.10	17,640
SAMPLE_0000453.LAB	3/12/2020	13:33:42	13.43	0.013	13.86	17,643
SAMPLE_0000454.LAB	3/12/2020	13:34:40	19.75	0.020	14.27	17,643
SAMPLE_0000455.LAB	3/12/2020	13:35:39	5.05	0.005	14.28	17,678
SAMPLE_0000456.LAB	3/12/2020	13:36:38	17.77	0.018	13.98	17,666
SAMPLE_0000457.LAB	3/12/2020	13:37:37	19.67	0.020	14.16	17,636
SAMPLE_0000458.LAB	3/12/2020	13:38:36	17.11	0.017	14.08	17,650
SAMPLE_0000459.LAB	3/12/2020	13:39:35	16.24	0.016	14.01	17,664
SAMPLE_0000460.LAB	3/12/2020	13:40:33	7.37	0.007	14.47	17,669
SAMPLE_0000461.LAB	3/12/2020	13:41:32	16.03	0.016	13.92	17,666
SAMPLE_0000462.LAB	3/12/2020	13:42:31	19.38	0.019	13.88	17,634
SAMPLE_0000463.LAB	3/12/2020	13:43:30	18.12	0.018	13.89	17,626
SAMPLE_0000464.LAB	3/12/2020	13:44:29	14.38	0.014	13.95	17,634
SAMPLE_0000465.LAB	3/12/2020	13:45:27	12.04	0.012	13.67	17,663
SAMPLE_0000466.LAB	3/12/2020	13:46:26	9.73	0.010	13.81	17,676
SAMPLE_0000467.LAB	3/12/2020	13:47:25	12.73	0.013	13.71	17,694
SAMPLE_0000468.LAB	3/12/2020	13:48:24	17.98	0.018	13.92	17,699
SAMPLE_0000469.LAB	3/12/2020	13:49:23	21.88	0.022	13.91	17,686
SAMPLE_0000470.LAB	3/12/2020	13:50:21	18.10	0.018	13.88	17,687
SAMPLE_0000471.LAB	3/12/2020	13:51:20	14.23	0.014	13.86	17,688
SAMPLE_0000472.LAB	3/12/2020	13:52:19	20.77	0.021	13.97	17,713
SAMPLE_0000473.LAB	3/12/2020	13:53:18	22.79	0.023	14.26	17,693
SAMPLE_0000474.LAB	3/12/2020	13:54:17	15.67	0.016	14.17	17,688
SAMPLE_0000475.LAB	3/12/2020	13:55:15	20.74	0.021	14.20	17,664
SAMPLE_0000476.LAB	3/12/2020	13:56:14	13.69	0.014	14.19	17,670
SAMPLE_0000477.LAB	3/12/2020	13:57:13	12.76	0.013	14.12	17,683
SAMPLE_0000478.LAB	3/12/2020	13:58:12	19.55	0.020	14.32	17,676
SAMPLE_0000479.LAB	3/12/2020	13:59:11	13.69	0.014	14.47	17,676
SAMPLE_0000480.LAB	3/12/2020	14:00:10	15.79	0.016	14.50	17,676
SAMPLE_0000481.LAB	3/12/2020	14:01:08	22.34	0.022	14.44	17,681
SAMPLE_0000482.LAB	3/12/2020	14:02:07	8.36	0.008	14.24	17,687
SAMPLE_0000483.LAB	3/12/2020	14:03:06	16.28	0.016	14.26	17,697
SAMPLE_0000484.LAB	3/12/2020	14:04:05	18.34	0.018	14.25	17,700
SAMPLE_0000485.LAB	3/12/2020	14:05:04	18.48	0.018	14.49	17,693
SAMPLE_0000486.LAB	3/12/2020	14:06:02	19.46	0.019	14.38	17,703
SAMPLE_0000487.LAB	3/12/2020	14:07:01	26.46	0.026	14.17	17,716
SAMPLE_0000488.LAB	3/12/2020	14:08:00	22.04	0.022	14.13	17,749
SAMPLE_0000489.LAB	3/12/2020	14:08:59	26.47	0.026	14.20	17,734
		Minute average	24.25	0.024		17,741
SAMPLE_0000490.LAB	3/12/2020	14:09:58	24.87	0.025	14.30	17,721
SAMPLE_0000491.LAB	3/12/2020	14:10:56	23.03	0.023	14.12	17,723
SAMPLE_0000492.LAB	3/12/2020	14:11:55	23.67	0.024	14.01	17,723
SAMPLE_0000493.LAB	3/12/2020	14:12:54	19.81	0.020	14.00	17,703
SAMPLE_0000494.LAB	3/12/2020	14:13:53	28.61	0.029	14.22	17,682
SAMPLE_0000495.LAB	3/12/2020	14:14:52	23.62	0.024	14.25	17,705
SAMPLE_0000496.LAB	3/12/2020	14:15:50	23.09	0.023	14.09	17,697
SAMPLE_0000497.LAB	3/12/2020	14:16:49	32.37	0.032	14.28	17,668
SAMPLE_0000498.LAB	3/12/2020	14:17:48	28.87	0.029	14.42	17,674
SAMPLE_0000499.LAB	3/12/2020	14:18:47	23.48	0.023	14.21	17,682
SAMPLE_0000500.LAB	3/12/2020	14:19:46	30.96	0.031	14.33	17,669
SAMPLE_0000501.LAB	3/12/2020	14:20:44	22.48	0.022	14.26	17,650
SAMPLE_0000502.LAB	3/12/2020	14:21:43	26.95	0.027	14.52	17,634
SAMPLE_0000503.LAB	3/12/2020	14:22:42	30.70	0.031	14.48	17,635
SAMPLE_0000504.LAB	3/12/2020	14:23:41	23.95	0.024	14.55	17,622
SAMPLE_0000505.LAB	3/12/2020	14:24:40	36.58	0.037	14.28	17,619
SAMPLE_0000506.LAB	3/12/2020	14:25:38	36.84	0.037	14.27	17,646
SAMPLE_0000507.LAB	3/12/2020	14:26:37	25.90	0.026	14.52	17,650
SAMPLE_0000508.LAB	3/12/2020	14:27:36	27.88	0.028	14.19	17,663
SAMPLE_0000509.LAB	3/12/2020	14:28:35	29.85	0.030	14.57	17,653

FTIR Field Data

Company: Medline
Location: Waukegan, IL
Source: Common Stack
Date: 3/12/2020
Run: 3
Time: 08:10-18:30

Spectrum	Date	Time	Ethylene Oxide ppbv wb	Ethylene Oxide ppmv wb	Methane ppmv wb	Water ppm
SAMPLE_0000510.LAB	3/12/2020	14:29:34	32.96	0.033	14.25	17,661
SAMPLE_0000511.LAB	3/12/2020	14:30:32	35.94	0.036	14.00	17,656
SAMPLE_0000512.LAB	3/12/2020	14:31:31	33.76	0.034	14.12	17,663
SAMPLE_0000513.LAB	3/12/2020	14:32:30	28.70	0.029	14.04	17,667
SAMPLE_0000514.LAB	3/12/2020	14:33:29	34.31	0.034	14.37	17,672
SAMPLE_0000515.LAB	3/12/2020	14:34:28	33.65	0.034	14.07	17,670
SAMPLE_0000516.LAB	3/12/2020	14:35:27	25.47	0.025	14.24	17,672
SAMPLE_0000517.LAB	3/12/2020	14:36:25	27.93	0.028	14.00	17,686
SAMPLE_0000518.LAB	3/12/2020	14:37:24	41.18	0.041	14.40	17,700
SAMPLE_0000519.LAB	3/12/2020	14:38:23	37.92	0.038	14.14	17,693
SAMPLE_0000520.LAB	3/12/2020	14:39:22	33.50	0.034	14.22	17,714
SAMPLE_0000521.LAB	3/12/2020	14:40:21	37.97	0.038	14.22	17,696
SAMPLE_0000522.LAB	3/12/2020	14:41:19	36.05	0.036	14.34	17,707
SAMPLE_0000523.LAB	3/12/2020	14:42:18	35.39	0.035	14.56	17,727
SAMPLE_0000524.LAB	3/12/2020	14:43:17	31.28	0.031	14.61	17,718
SAMPLE_0000525.LAB	3/12/2020	14:44:16	34.70	0.035	14.27	17,718
SAMPLE_0000526.LAB	3/12/2020	14:45:15	30.78	0.031	13.97	17,711
SAMPLE_0000627.LAB	3/12/2020	14:46:13	31.36	0.031	14.13	17,715
SAMPLE_0000528.LAB	3/12/2020	14:47:12	28.39	0.028	14.21	17,701
SAMPLE_0000529.LAB	3/12/2020	14:48:11	32.09	0.032	14.57	17,693
SAMPLE_0000530.LAB	3/12/2020	14:49:10	30.68	0.031	14.11	17,716
SAMPLE_0000531.LAB	3/12/2020	14:50:09	26.59	0.027	14.19	17,736
SAMPLE_0000532.LAB	3/12/2020	14:51:08	28.99	0.029	14.10	17,748
SAMPLE_0000533.LAB	3/12/2020	14:52:06	31.24	0.031	14.39	17,735
SAMPLE_0000534.LAB	3/12/2020	14:53:05	34.03	0.034	14.16	17,729
SAMPLE_0000535.LAB	3/12/2020	14:54:04	28.73	0.029	14.28	17,720
SAMPLE_0000536.LAB	3/12/2020	14:55:03	31.68	0.032	14.49	17,721
SAMPLE_0000537.LAB	3/12/2020	14:56:02	30.60	0.031	15.20	17,730
SAMPLE_0000538.LAB	3/12/2020	14:57:00	33.79	0.034	15.10	17,751
SAMPLE_0000539.LAB	3/12/2020	14:57:59	32.39	0.032	16.12	17,769
		Minute average	33.09	0.033		17,760
SAMPLE_0000540.LAB	3/12/2020	14:58:58	28.91	0.029	14.90	17,759
SAMPLE_0000541.LAB	3/12/2020	14:59:57	34.44	0.034	15.23	17,763
SAMPLE_0000542.LAB	3/12/2020	15:00:56	31.80	0.032	15.42	17,777
SAMPLE_0000543.LAB	3/12/2020	15:01:54	33.11	0.033	15.45	17,799
SAMPLE_0000544.LAB	3/12/2020	15:02:53	37.21	0.037	15.29	17,801
SAMPLE_0000545.LAB	3/12/2020	15:03:52	32.68	0.033	14.80	17,778
SAMPLE_0000546.LAB	3/12/2020	15:04:51	36.58	0.037	16.10	17,817
SAMPLE_0000547.LAB	3/12/2020	15:05:50	48.84	0.049	16.11	17,834
SAMPLE_0000548.LAB	3/12/2020	15:06:48	66.82	0.067	15.43	17,857
SAMPLE_0000549.LAB	3/12/2020	15:07:47	73.76	0.074	15.59	17,864
SAMPLE_0000550.LAB	3/12/2020	15:08:46	79.84	0.080	15.24	17,886
SAMPLE_0000551.LAB	3/12/2020	15:09:45	95.02	0.095	15.06	17,895
SAMPLE_0000552.LAB	3/12/2020	15:10:44	94.83	0.095	15.08	17,892
SAMPLE_0000553.LAB	3/12/2020	15:11:42	115.23	0.115	15.20	17,875
SAMPLE_0000554.LAB	3/12/2020	15:12:41	117.10	0.117	15.31	17,860
SAMPLE_0000555.LAB	3/12/2020	15:13:40	124.13	0.124	15.01	17,876
SAMPLE_0000556.LAB	3/12/2020	15:14:39	128.92	0.129	14.83	17,883
SAMPLE_0000557.LAB	3/12/2020	15:15:38	159.46	0.159	14.92	17,885
SAMPLE_0000558.LAB	3/12/2020	15:16:36	176.52	0.177	15.24	17,897
SAMPLE_0000559.LAB	3/12/2020	15:17:35	171.63	0.172	15.18	17,888
SAMPLE_0000560.LAB	3/12/2020	15:18:34	175.54	0.176	15.31	17,886
SAMPLE_0000561.LAB	3/12/2020	15:19:33	160.72	0.161	15.52	17,913
SAMPLE_0000562.LAB	3/12/2020	15:20:32	168.47	0.168	15.50	17,940
SAMPLE_0000563.LAB	3/12/2020	15:21:30	178.81	0.179	15.28	17,952
SAMPLE_0000564.LAB	3/12/2020	15:22:29	176.04	0.176	15.45	17,934
SAMPLE_0000565.LAB	3/12/2020	15:23:28	157.58	0.158	15.24	17,928
SAMPLE_0000566.LAB	3/12/2020	15:24:27	156.38	0.156	15.29	17,932
SAMPLE_0000567.LAB	3/12/2020	15:25:26	136.89	0.137	15.53	17,930
SAMPLE_0000568.LAB	3/12/2020	15:26:25	123.37	0.123	15.51	17,919
SAMPLE_0000569.LAB	3/12/2020	15:27:23	116.89	0.117	15.71	17,916
SAMPLE_0000570.LAB	3/12/2020	15:28:22	107.63	0.108	15.74	17,893
SAMPLE_0000571.LAB	3/12/2020	15:29:21	103.01	0.103	15.78	17,897
SAMPLE_0000572.LAB	3/12/2020	15:30:20	94.71	0.095	15.94	17,909
SAMPLE_0000573.LAB	3/12/2020	15:31:19	88.77	0.089	15.68	17,908
SAMPLE_0000574.LAB	3/12/2020	15:32:17	88.57	0.089	15.71	17,893
SAMPLE_0000575.LAB	3/12/2020	15:33:16	82.54	0.083	15.99	17,903
SAMPLE_0000576.LAB	3/12/2020	15:34:15	80.86	0.081	16.63	17,907
SAMPLE_0000577.LAB	3/12/2020	15:35:14	70.08	0.070	15.72	17,911
SAMPLE_0000578.LAB	3/12/2020	15:36:13	74.94	0.075	16.02	17,822
SAMPLE_0000579.LAB	3/12/2020	15:37:11	69.50	0.069	15.78	17,931
SAMPLE_0000580.LAB	3/12/2020	15:38:10	68.64	0.069	15.64	17,932
SAMPLE_0000581.LAB	3/12/2020	15:39:09	66.31	0.066	15.85	17,919
SAMPLE_0000582.LAB	3/12/2020	15:40:08	63.80	0.064	16.36	17,923
SAMPLE_0000583.LAB	3/12/2020	15:41:07	65.95	0.066	16.18	17,928
SAMPLE_0000584.LAB	3/12/2020	15:42:05	61.71	0.062	15.85	17,935
SAMPLE_0000585.LAB	3/12/2020	15:43:04	53.97	0.054	15.69	17,928
SAMPLE_0000586.LAB	3/12/2020	15:44:03	57.77	0.058	15.71	17,926
SAMPLE_0000587.LAB	3/12/2020	15:45:02	57.21	0.057	16.29	17,918

FTIR Field Data

Company: Medline
Location: Waukegan, IL
Source: Common Stack
Date: 3/12/2020
Run: 3
Time: 08:10-18:30

Spectrum	Date	Time	Ethylene Oxide ppbv wb	Ethylene Oxide ppmv wb	Methane ppmv wb	Water ppm
SAMPLE_0000588.LAB	3/12/2020	15:46:01	52.84	0.053	16.54	17,933
SAMPLE_0000589.LAB	3/12/2020	15:46:59	50.94	0.051	16.05	17,937
		Minute average	51.89	0.052		17,935
SAMPLE_0000590.LAB	3/12/2020	15:47:58	60.86	0.061	16.20	17,954
SAMPLE_0000591.LAB	3/12/2020	15:48:57	43.36	0.043	16.35	17,967
SAMPLE_0000592.LAB	3/12/2020	15:49:56	41.42	0.041	16.38	17,970
SAMPLE_0000593.LAB	3/12/2020	15:50:55	34.01	0.034	16.10	17,981
SAMPLE_0000594.LAB	3/12/2020	15:51:53	39.82	0.040	16.16	17,985
SAMPLE_0000595.LAB	3/12/2020	15:52:52	40.03	0.040	15.87	17,986
SAMPLE_0000596.LAB	3/12/2020	15:53:51	40.39	0.040	16.03	17,966
SAMPLE_0000597.LAB	3/12/2020	15:54:50	43.28	0.043	15.83	17,980
SAMPLE_0000598.LAB	3/12/2020	15:55:49	34.88	0.035	16.26	18,007
SAMPLE_0000599.LAB	3/12/2020	15:56:48	36.28	0.036	16.23	18,005
SAMPLE_0000600.LAB	3/12/2020	15:57:46	39.76	0.040	16.12	18,013
SAMPLE_0000601.LAB	3/12/2020	15:58:45	34.48	0.034	16.29	18,011
SAMPLE_0000602.LAB	3/12/2020	15:59:44	32.34	0.032	16.08	18,026
SAMPLE_0000603.LAB	3/12/2020	16:00:43	35.79	0.036	16.11	18,023
SAMPLE_0000604.LAB	3/12/2020	16:01:41	35.51	0.036	16.34	17,992
SAMPLE_0000605.LAB	3/12/2020	16:02:40	38.25	0.038	16.03	18,015
SAMPLE_0000606.LAB	3/12/2020	16:03:39	37.67	0.038	16.26	18,001
SAMPLE_0000607.LAB	3/12/2020	16:04:38	33.74	0.034	16.36	17,995
SAMPLE_0000608.LAB	3/12/2020	16:05:37	36.50	0.037	16.06	18,016
SAMPLE_0000609.LAB	3/12/2020	16:06:35	32.67	0.033	16.34	18,039
SAMPLE_0000610.LAB	3/12/2020	16:07:34	36.39	0.036	16.66	18,047
SAMPLE_0000611.LAB	3/12/2020	16:08:33	25.55	0.026	16.36	18,029
SAMPLE_0000612.LAB	3/12/2020	16:09:32	26.99	0.027	16.65	18,021
SAMPLE_0000613.LAB	3/12/2020	16:10:31	31.23	0.031	16.28	18,024
SAMPLE_0000614.LAB	3/12/2020	16:11:30	40.27	0.040	16.59	18,051
SAMPLE_0000615.LAB	3/12/2020	16:12:28	35.86	0.036	16.08	18,078
SAMPLE_0000616.LAB	3/12/2020	16:13:27	36.98	0.037	15.97	18,106
SAMPLE_0000617.LAB	3/12/2020	16:14:26	31.98	0.032	16.63	18,111
SAMPLE_0000618.LAB	3/12/2020	16:15:25	30.71	0.031	16.26	18,131
SAMPLE_0000619.LAB	3/12/2020	16:16:24	32.68	0.033	16.04	18,161
SAMPLE_0000620.LAB	3/12/2020	16:17:22	30.36	0.030	16.11	18,165
SAMPLE_0000621.LAB	3/12/2020	16:18:21	28.55	0.029	16.32	18,162
SAMPLE_0000622.LAB	3/12/2020	16:19:20	30.62	0.031	16.06	18,138
SAMPLE_0000623.LAB	3/12/2020	16:20:19	31.76	0.032	16.57	18,150
SAMPLE_0000624.LAB	3/12/2020	16:21:18	23.84	0.024	16.32	18,188
SAMPLE_0000625.LAB	3/12/2020	16:22:16	35.20	0.035	16.36	18,217
SAMPLE_0000626.LAB	3/12/2020	16:23:15	31.49	0.031	16.50	18,204
SAMPLE_0000627.LAB	3/12/2020	16:24:14	30.98	0.031	16.60	18,227
SAMPLE_0000628.LAB	3/12/2020	16:25:13	31.03	0.031	16.22	18,264
SAMPLE_0000629.LAB	3/12/2020	16:26:12	24.37	0.024	16.35	18,270
SAMPLE_0000630.LAB	3/12/2020	16:27:10	22.18	0.022	16.43	18,268
SAMPLE_0000631.LAB	3/12/2020	16:28:09	24.68	0.025	16.62	18,282
SAMPLE_0000632.LAB	3/12/2020	16:29:08	28.24	0.028	16.15	18,281
SAMPLE_0000633.LAB	3/12/2020	16:30:07	29.55	0.030	16.05	18,259
SAMPLE_0000634.LAB	3/12/2020	16:31:06	25.95	0.026	15.97	18,262
SAMPLE_0000635.LAB	3/12/2020	16:32:05	34.04	0.034	16.00	18,269
SAMPLE_0000636.LAB	3/12/2020	16:33:03	32.23	0.032	16.37	18,302
SAMPLE_0000637.LAB	3/12/2020	16:34:02	39.52	0.040	15.94	18,336
SAMPLE_0000638.LAB	3/12/2020	16:35:01	30.47	0.030	16.19	18,358
SAMPLE_0000639.LAB	3/12/2020	16:36:00	42.57	0.043	16.37	18,356
SAMPLE_0000640.LAB	3/12/2020	16:36:59	33.68	0.034	16.75	18,375
		Minute average	38.13	0.038		18,386
SAMPLE_0000641.LAB	3/12/2020	16:37:57	37.88	0.038	16.78	18,391
SAMPLE_0000642.LAB	3/12/2020	16:38:56	35.75	0.036	16.61	18,408
SAMPLE_0000643.LAB	3/12/2020	16:39:55	40.19	0.040	16.81	18,412
SAMPLE_0000644.LAB	3/12/2020	16:40:54	34.04	0.034	16.94	18,390
SAMPLE_0000645.LAB	3/12/2020	16:41:53	36.33	0.036	16.72	18,393
SAMPLE_0000646.LAB	3/12/2020	16:42:51	45.67	0.046	16.53	18,407
SAMPLE_0000647.LAB	3/12/2020	16:43:50	46.52	0.047	16.57	18,412
SAMPLE_0000648.LAB	3/12/2020	16:44:49	38.75	0.039	16.92	18,410
SAMPLE_0000649.LAB	3/12/2020	16:45:48	40.74	0.041	17.01	18,410
SAMPLE_0000650.LAB	3/12/2020	16:46:47	45.53	0.046	16.92	18,405
SAMPLE_0000651.LAB	3/12/2020	16:47:45	41.08	0.041	17.24	18,403
SAMPLE_0000652.LAB	3/12/2020	16:48:44	41.43	0.041	16.95	18,396
SAMPLE_0000653.LAB	3/12/2020	16:49:43	43.95	0.044	16.54	18,395
SAMPLE_0000654.LAB	3/12/2020	16:50:42	43.35	0.043	16.27	18,381
SAMPLE_0000655.LAB	3/12/2020	16:51:41	41.41	0.041	16.36	18,374
SAMPLE_0000656.LAB	3/12/2020	16:52:39	50.33	0.050	16.12	18,398
SAMPLE_0000657.LAB	3/12/2020	16:53:38	40.21	0.040	16.59	18,402
SAMPLE_0000658.LAB	3/12/2020	16:54:37	41.33	0.041	16.16	18,383
SAMPLE_0000659.LAB	3/12/2020	16:55:36	45.12	0.045	16.49	18,368
SAMPLE_0000660.LAB	3/12/2020	16:56:35	47.60	0.048	16.67	18,368
SAMPLE_0000661.LAB	3/12/2020	16:57:33	40.72	0.041	16.58	18,365
SAMPLE_0000662.LAB	3/12/2020	16:58:32	45.13	0.045	16.31	18,371
SAMPLE_0000663.LAB	3/12/2020	16:59:31	49.69	0.050	16.61	18,354
SAMPLE_0000664.LAB	3/12/2020	17:00:30	53.28	0.053	16.46	18,356

FTIR Field Data

Company: Medline
Location: Waukegan, IL
Source: Common Stack
Date: 3/12/2020
Run: 3
Time: 08:10-18:30

Spectrum	Date	Time	Ethylene Oxide ppbv wb	Ethylene Oxide ppmv wb	Methane ppmv wb	Water ppm
SAMPLE_0000665.LAB	3/12/2020	17:01:29	46.55	0.047	16.42	18,358
SAMPLE_0000666.LAB	3/12/2020	17:02:27	56.90	0.057	16.46	18,383
SAMPLE_0000667.LAB	3/12/2020	17:03:26	54.73	0.055	16.59	18,383
SAMPLE_0000668.LAB	3/12/2020	17:04:25	50.84	0.051	16.67	18,394
SAMPLE_0000669.LAB	3/12/2020	17:05:24	55.83	0.056	16.07	18,416
SAMPLE_0000670.LAB	3/12/2020	17:06:23	48.80	0.049	16.25	18,453
SAMPLE_0000671.LAB	3/12/2020	17:07:21	46.98	0.047	16.48	18,476
SAMPLE_0000672.LAB	3/12/2020	17:08:20	55.66	0.056	16.33	18,454
SAMPLE_0000673.LAB	3/12/2020	17:09:19	44.81	0.045	16.19	18,451
SAMPLE_0000674.LAB	3/12/2020	17:10:18	41.25	0.041	16.47	18,480
SAMPLE_0000675.LAB	3/12/2020	17:11:17	46.69	0.047	16.55	18,529
SAMPLE_0000676.LAB	3/12/2020	17:12:16	43.08	0.043	16.47	18,572
SAMPLE_0000677.LAB	3/12/2020	17:13:14	48.06	0.048	16.67	18,584
SAMPLE_0000678.LAB	3/12/2020	17:14:13	46.36	0.046	16.65	18,590
SAMPLE_0000679.LAB	3/12/2020	17:15:12	46.58	0.047	16.65	18,602
SAMPLE_0000680.LAB	3/12/2020	17:16:11	44.87	0.045	16.63	18,644
SAMPLE_0000681.LAB	3/12/2020	17:17:10	45.25	0.045	16.52	18,678
SAMPLE_0000682.LAB	3/12/2020	17:18:08	53.48	0.053	16.27	18,718
SAMPLE_0000683.LAB	3/12/2020	17:19:07	48.39	0.048	16.40	18,746
SAMPLE_0000684.LAB	3/12/2020	17:20:06	46.78	0.047	16.45	18,800
SAMPLE_0000685.LAB	3/12/2020	17:21:05	51.18	0.051	16.41	18,824
SAMPLE_0000686.LAB	3/12/2020	17:22:04	48.34	0.048	16.87	18,863
SAMPLE_0000687.LAB	3/12/2020	17:23:02	53.29	0.053	16.60	18,874
SAMPLE_0000688.LAB	3/12/2020	17:24:01	50.26	0.050	16.25	18,915
SAMPLE_0000689.LAB	3/12/2020	17:25:00	61.20	0.061	16.61	18,946
SAMPLE_0000690.LAB	3/12/2020	17:25:59	59.71	0.060	16.85	18,957
		Minute average	60.46	0.060		18,952
SAMPLE_0000691.LAB	3/12/2020	17:26:58	60.57	0.061	16.65	18,966
SAMPLE_0000692.LAB	3/12/2020	17:27:56	51.19	0.051	16.70	18,992
SAMPLE_0000693.LAB	3/12/2020	17:28:55	53.83	0.054	17.00	19,048
SAMPLE_0000694.LAB	3/12/2020	17:29:54	53.47	0.053	16.54	19,078
SAMPLE_0000695.LAB	3/12/2020	17:30:53	56.01	0.056	16.37	19,074
SAMPLE_0000696.LAB	3/12/2020	17:31:52	60.32	0.060	16.82	19,086
SAMPLE_0000697.LAB	3/12/2020	17:32:51	55.75	0.056	16.66	19,104
SAMPLE_0000698.LAB	3/12/2020	17:33:49	52.66	0.053	16.81	19,109
SAMPLE_0000699.LAB	3/12/2020	17:34:48	56.85	0.057	16.99	19,106
SAMPLE_0000700.LAB	3/12/2020	17:35:47	52.63	0.053	16.60	19,131
SAMPLE_0000701.LAB	3/12/2020	17:36:46	44.63	0.045	16.66	19,138
SAMPLE_0000702.LAB	3/12/2020	17:37:45	49.86	0.050	16.84	19,143
SAMPLE_0000703.LAB	3/12/2020	17:38:43	48.58	0.049	16.68	19,151
SAMPLE_0000704.LAB	3/12/2020	17:39:42	44.96	0.045	16.76	19,181
SAMPLE_0000705.LAB	3/12/2020	17:40:41	52.45	0.052	16.90	19,203
SAMPLE_0000706.LAB	3/12/2020	17:41:40	40.16	0.040	16.58	19,214
SAMPLE_0000707.LAB	3/12/2020	17:42:39	50.45	0.050	16.98	19,218
SAMPLE_0000708.LAB	3/12/2020	17:43:37	46.14	0.046	16.76	19,241
SAMPLE_0000709.LAB	3/12/2020	17:44:36	53.14	0.053	16.67	19,236
SAMPLE_0000710.LAB	3/12/2020	17:45:35	48.24	0.048	17.14	19,240
SAMPLE_0000711.LAB	3/12/2020	17:46:34	44.30	0.044	16.86	19,226
SAMPLE_0000712.LAB	3/12/2020	17:47:33	43.40	0.043	16.55	19,239
SAMPLE_0000713.LAB	3/12/2020	17:48:32	48.61	0.049	16.94	19,269
SAMPLE_0000714.LAB	3/12/2020	17:49:30	45.96	0.046	16.97	19,237
SAMPLE_0000715.LAB	3/12/2020	17:50:29	47.67	0.048	17.00	19,217
SAMPLE_0000716.LAB	3/12/2020	17:51:28	48.90	0.049	16.57	19,234
SAMPLE_0000717.LAB	3/12/2020	17:52:27	56.16	0.056	16.60	19,253
SAMPLE_0000718.LAB	3/12/2020	17:53:26	60.91	0.061	16.81	19,280
SAMPLE_0000719.LAB	3/12/2020	17:54:24	53.27	0.053	16.95	19,288
SAMPLE_0000720.LAB	3/12/2020	17:55:23	47.66	0.048	16.86	19,302
SAMPLE_0000721.LAB	3/12/2020	17:56:22	52.49	0.052	16.93	19,307
SAMPLE_0000722.LAB	3/12/2020	17:57:21	66.14	0.066	17.01	19,333
SAMPLE_0000723.LAB	3/12/2020	17:58:20	58.82	0.059	16.93	19,291
SAMPLE_0000724.LAB	3/12/2020	17:59:19	53.69	0.054	16.96	19,279
SAMPLE_0000725.LAB	3/12/2020	18:00:17	69.04	0.069	16.92	19,265
SAMPLE_0000726.LAB	3/12/2020	18:01:16	67.56	0.068	16.94	19,282
SAMPLE_0000727.LAB	3/12/2020	18:02:15	64.86	0.065	16.95	19,293
SAMPLE_0000728.LAB	3/12/2020	18:03:14	74.35	0.074	17.04	19,293
SAMPLE_0000729.LAB	3/12/2020	18:04:13	78.34	0.078	16.81	19,281
SAMPLE_0000730.LAB	3/12/2020	18:05:11	67.39	0.067	17.01	19,297
SAMPLE_0000731.LAB	3/12/2020	18:06:10	69.44	0.069	16.84	19,269
SAMPLE_0000732.LAB	3/12/2020	18:07:09	64.22	0.064	16.97	19,275
SAMPLE_0000733.LAB	3/12/2020	18:08:08	64.41	0.064	17.13	19,281
SAMPLE_0000734.LAB	3/12/2020	18:09:07	80.21	0.080	16.30	19,282
SAMPLE_0000735.LAB	3/12/2020	18:10:05	73.89	0.074	16.41	19,267
SAMPLE_0000736.LAB	3/12/2020	18:11:04	80.33	0.080	16.18	19,278
SAMPLE_0000737.LAB	3/12/2020	18:12:03	67.73	0.068	16.10	19,249
SAMPLE_0000738.LAB	3/12/2020	18:13:02	76.00	0.076	16.32	19,262
SAMPLE_0000739.LAB	3/12/2020	18:14:01	83.93	0.084	16.22	19,295
SAMPLE_0000740.LAB	3/12/2020	18:14:59	75.49	0.075	16.16	19,309
		Minute average	79.71	0.080		19,302
SAMPLE_0000741.LAB	3/12/2020	18:15:58	79.65	0.080	16.23	19,303

FTIR Field Data

Company: Medline
Location: Waukegan, IL
Source: Common Stack
Date: 3/12/2020
Run: 3
Time: 08:10-18:30

Spectrum	Date	Time	Ethylene Oxide ppbv wb	Ethylene Oxide ppmv wb	Methane ppmv wb	Water ppm
SAMPLE_0000742.LAB	3/12/2020	18:16:57	65.93	0.066	16.44	19,332
SAMPLE_0000743.LAB	3/12/2020	18:17:56	64.44	0.064	16.32	19,323
SAMPLE_0000744.LAB	3/12/2020	18:18:55	66.37	0.066	16.16	19,309
SAMPLE_0000745.LAB	3/12/2020	18:19:54	65.57	0.066	16.42	19,307
SAMPLE_0000746.LAB	3/12/2020	18:20:52	62.08	0.062	16.52	19,304
SAMPLE_0000747.LAB	3/12/2020	18:21:51	65.73	0.066	16.19	19,327
SAMPLE_0000748.LAB	3/12/2020	18:22:50	65.05	0.065	16.42	19,343
SAMPLE_0000749.LAB	3/12/2020	18:23:49	65.14	0.065	16.51	19,363
SAMPLE_0000750.LAB	3/12/2020	18:24:48	63.62	0.064	16.28	19,348
SAMPLE_0000751.LAB	3/12/2020	18:25:47	56.17	0.056	16.13	19,358
SAMPLE_0000752.LAB	3/12/2020	18:26:45	67.86	0.068	16.05	19,357
SAMPLE_0000753.LAB	3/12/2020	18:27:44	74.22	0.074	16.37	19,351
SAMPLE_0000754.LAB	3/12/2020	18:28:43	69.41	0.069	16.44	19,358
SAMPLE_0000755.LAB	3/12/2020	18:29:42	69.83	0.070	16.28	19,357
			27.53	***0.028***	***15.35***	***17,660***

MONTROSE
AIR QUALITY SERVICES

Dataset Name:	Compliance Test Run #1
Project Name:	Medline Waukegan, IL
Project Date:	3/10/2020
Sample Description:	ETO Abatement System Common Stack
Sample Temperature (C):	N/A
Testing Professional:	William C. James
Analysis Date:	3/16/2020
Instrument Method:	USEPA Method 320 and PS 15
Quant Method:	StarBoost Ethylene Oxide [Aromatics Filter] copy
Results Averaging:	
Dataset Comments:	

Gas	Span
Ethane [150C] [74-84-0] [2x8cm-1] [Aromatics Filter]	NA
Ethylene Oxide (ppb)	NA
Ethylene Oxide [150C] [75-21-8] [2x8cm-1] [Aromatics Filter]	NA
Filter Interference 3	NA
Methane [150C] [74-82-8] [2x8cm-1] [Aromatics Filter] [SN110281261]	NA
Water [150C] [7732-18-5] [2x8cm-1] [Aromatics Filter] [SN110281261]	NA
MAX.MKS.BADSCANCOUNT	NA
MAX.MKS.LASERPP	NA

MONTROSE
AIR QUALITY SERVICES

Test Run Calibration and System Performance Check

Run ID: Compliance Test Run #1
Date: 3/10/2020

Cylinder Standards Information:	Value	Cylinder ID
CTS Methane	100.3	Airgas CC-420194
Ethylene Oxide/S13.9 Ethane	2.286	Airgas CC-717111
Ethylene Oxide dilution	228.6	Low level 100:1 dilution

Spectrum Comments	Analyte	Spectrum	Date	Time	Ethylene Oxide (ppb)	Ethylene Oxide (ppm)	Methane (ppm)	Pass +/- 5.0% Diff?
Interferometer Direct Zero N2	zero Ethylene/Ethane/CH4/H2O	ZERO DIRECT_0000002.LAB	3/10/2020	06:27:07	-0.2410	-0.0002	-0.0130	OK
Interferometer Direct CTS inject	512 ppm ethane/100.3 ppm CH4	CTS DIRECT_0000010.LAB	3/10/2020	06:31:11			102.3697	YES
Interferometer Direct Calibration Check Std inject	2.286 ppm ethylene oxide	CAL DIRECT_0000014.LAB	3/10/2020	06:32:10	2306.0080	2.3060		YES
Interferometer Direct Calibration Low Check Std. inject	228.6 ppb ethylene oxide	CAL SYSTEM_0000035.LAB	3/10/2020	06:39:48	224.4295	0.2382		YES
Pre Test System Check:								
Sample System Zero N2	zero Ethylene/Ethane/CH4/H2O	ZERO SYSTEM_0000018.LAB	3/10/2020	06:35:30	0.8015	0.0008	-0.0092	OK
Sample System CTS inject	512 ppm ethane/100 ppm CH4	CTS SYSTEM_0000022.LAB	3/10/2020	06:36:37			102.1752	YES
Sample System Calibration Check Std inject	2.286 ppm ethylene oxide	CAL SYSTEM_0000032.LAB	3/10/2020	06:39:04	2219.5748	2.2196		YES
Sample SystemCalibration Low Check Std. inject	228.6 ppb ethylene oxide	SPIKE_0000037.LAB	3/10/2020	06:40:17	224.4295	0.2244		YES
Post-Test System Check:								
Sample System Zero N2	zero Ethylene/Ethane/CH4/H2O	ZERO SYSTEM_0000799.LAB	3/10/2020	19:34:09	1.1739	0.0012	-0.0034	OK
Sample System CTS inject	512 ppm ethane/100 ppm CH4	CTS SYSTEM_0000810.LAB	3/10/2020	19:36:58			101.8945	YES
Sample System Calibration Check Std inject	2.286 ppm ethylene oxide	CAL SYSTEM_0000824.LAB	3/10/2020	19:40:24	2232.3519	2.2324		YES
Sample SystemCalibration Low Check Std. inject	228.6 ppb ethylene oxide	CTS SYSTEM_0000844.LAB	3/10/2020	19:49:45	228.3599	0.2284		YES

Spectrum	Date	Time	Temp	Pressure	Ethane [150C] [74-84-0] [2x8cm-1] [Aromatics Filter]	Ethylene Oxide (ppb)	Ethylene Oxide [150C] [75-21-8] [2x8cm-1] [Aromatics]	Methane [150C] [74-82-8] [2x8cm-1] [Aromatics] [SN110281261]	Water [150C] [7732-18-5] [2x8cm-1] [Aromatics] [SN110281261]
			(C)	(ATM)	Con (ppm)	Con (ppb)	Con (ppm)	Con (ppm)	Con (ppm)
ZERO DIRECT_0000001.LAB	3/10/2020	06:26:08	150.4	0.995	-0.333	5.160	0.005	-0.002	9.658
ZERO DIRECT_0000002.LAB	3/10/2020	06:27:07	150.5	0.995	-0.354	-0.241	0.000	-0.013	5.692
ZERO DIRECT_0000003.LAB	3/10/2020	06:28:15	150.3	0.995	-0.328	-7.294	-0.007	-0.013	0.713
ZERO DIRECT_0000004.LAB	3/10/2020	06:29:14	150.4	0.998	-0.341	5.593	0.006	-0.012	-15.495
CTS DIRECT_0000005.LAB	3/10/2020	06:29:58	150.4	0.998	3.539	-8.108	-0.008	0.392	-12.112
CTS DIRECT_0000006.LAB	3/10/2020	06:30:12	150.3	0.998	8.179	408.414	0.408	94.399	50.252
CTS DIRECT_0000007.LAB	3/10/2020	06:30:27	150.2	0.998	0.207	454.356	0.454	102.293	-152.984
CTS DIRECT_0000008.LAB	3/10/2020	06:30:42	150.2	0.998	0.011	465.359	0.465	102.348	-158.259
CTS DIRECT_0000009.LAB	3/10/2020	06:30:57	150.2	0.998	0.001	459.234	0.459	102.384	-160.490
CTS DIRECT_0000010.LAB	3/10/2020	06:31:11	150.3	0.998	-0.069	457.275	0.457	102.370	-179.013
CAL DIRECT_0000011.LAB	3/10/2020	06:31:26	150.2	0.993	0.041	442.994	0.443	101.684	-162.379
CAL DIRECT_0000012.LAB	3/10/2020	06:31:41	150.2	0.998	138.447	1245.669	1.246	43.461	-57.290
CAL DIRECT_0000013.LAB	3/10/2020	06:31:55	150.3	0.998	533.087	2302.017	2.302	-0.376	257.406
CAL DIRECT_0000014.LAB	3/10/2020	06:32:10	150.3	0.998	534.614	2306.008	2.306	-0.526	276.460
CAL DIRECT_0000015.LAB	3/10/2020	06:32:25	150.2	0.998	533.718	2328.243	2.328	-0.547	264.595
ZERO SYSTEM_0000016.LAB	3/10/2020	06:33:33	150.4	0.996	76.661	517.557	0.518	4.974	4404.188
ZERO SYSTEM_0000017.LAB	3/10/2020	06:34:31	150.4	0.993	-0.127	-0.638	-0.001	0.009	107.792
ZERO SYSTEM_0000018.LAB	3/10/2020	06:35:30	150.2	0.998	-0.222	0.801	0.001	-0.009	36.388
CTS SYSTEM_0000019.LAB	3/10/2020	06:35:53	150.1	0.998	-0.066	3.334	0.003	3.179	1308.391
CTS SYSTEM_0000020.LAB	3/10/2020	06:36:07	150.3	0.998	8.890	338.845	0.339	57.267	2521.053
CTS SYSTEM_0000021.LAB	3/10/2020	06:36:22	150.3	0.998	0.044	457.048	0.457	102.096	-48.304
CTS SYSTEM_0000022.LAB	3/10/2020	06:36:37	150.1	0.998	0.032	465.858	0.466	102.175	-108.022
CAL SYSTEM_0000023.LAB	3/10/2020	06:36:51	150.2	0.998	-0.135	471.711	0.472	102.258	-123.273
CAL SYSTEM_0000024.LAB	3/10/2020	06:37:06	150.2	0.998	-0.633	331.410	0.331	74.615	1924.049
CAL SYSTEM_0000025.LAB	3/10/2020	06:37:21	150.4	0.998	188.905	1178.489	1.178	20.026	3484.469
CAL SYSTEM_0000026.LAB	3/10/2020	06:37:35	150.2	0.998	531.332	2110.450	2.110	-0.350	357.647
CAL SYSTEM_0000027.LAB	3/10/2020	06:37:50	150.1	0.998	532.908	2160.392	2.160	-0.493	322.210
CAL SYSTEM_0000028.LAB	3/10/2020	06:38:05	150.2	0.998	533.407	2179.027	2.179	-0.512	318.310
CAL SYSTEM_0000029.LAB	3/10/2020	06:38:19	150.3	0.998	533.108	2191.663	2.192	-0.518	296.858
CAL SYSTEM_0000030.LAB	3/10/2020	06:38:34	150.4	0.998	533.696	2198.208	2.198	-0.532	316.070
CAL SYSTEM_0000031.LAB	3/10/2020	06:38:49	150.3	0.998	533.768	2215.412	2.215	-0.553	299.180
CAL SYSTEM_0000032.LAB	3/10/2020	06:39:04	150.1	0.998	534.162	2219.575	2.220	-0.557	276.992
CAL SYSTEM_0000033.LAB	3/10/2020	06:39:18	150.1	0.998	516.687	2164.831	2.165	-0.486	281.061
CAL SYSTEM_0000034.LAB	3/10/2020	06:39:33	150.2	0.998	71.515	336.485	0.336	-0.007	47.539
CAL SYSTEM_0000035.LAB	3/10/2020	06:39:48	150.2	0.998	53.516	238.153	0.238	0.037	127.833
SPIKE_0000036.LAB	3/10/2020	06:40:02	150.3	0.998	53.217	219.499	0.219	0.047	134.725
SPIKE_0000037.LAB	3/10/2020	06:40:17	150.2	0.998	53.032	224.430	0.224	0.012	105.630
SPIKE_0000038.LAB	3/10/2020	06:40:32	150.3	0.998	53.006	220.738	0.221	0.035	114.662
SAMPLE_0000039.LAB	3/10/2020	06:41:43	150.2	0.998	11.585	101.712	0.102	13.011	8540.315
SAMPLE_0000040.LAB	3/10/2020	06:42:42	150.1	0.998	1.098	15.853	0.016	17.466	13072.076
SAMPLE_0000041.LAB	3/10/2020	06:43:40	150.1	0.998	1.106	29.087	0.029	17.759	13588.323
SAMPLE_0000042.LAB	3/10/2020	06:44:39	150.4	0.998	1.120	24.559	0.025	17.910	13847.402
SAMPLE_0000043.LAB	3/10/2020	06:45:38	150.3	0.998	1.091	36.514	0.037	17.991	13984.872
SAMPLE_0000044.LAB	3/10/2020	06:46:37	150.2	0.999	1.128	32.214	0.032	18.325	14075.369
SAMPLE_0000045.LAB	3/10/2020	06:47:36	150.1	0.998	1.155	25.122	0.025	18.409	14168.108
SAMPLE_0000046.LAB	3/10/2020	06:48:34	150.1	0.998	1.144	21.047	0.021	18.355	14209.123
SAMPLE_0000047.LAB	3/10/2020	06:49:33	150.1	0.998	0.978	28.151	0.028	18.600	14210.009
SAMPLE_0000048.LAB	3/10/2020	06:50:32	150.1	0.998	1.052	15.643	0.016	18.366	14285.582
SAMPLE_0000049.LAB	3/10/2020	06:51:31	150.4	0.998	0.958	27.001	0.027	18.640	14289.235
SAMPLE_0000050.LAB	3/10/2020	06:52:30	150.2	0.998	0.954	34.921	0.035	18.628	14301.753
SAMPLE_0000051.LAB	3/10/2020	06:53:28	150.2	0.998	1.100	18.879	0.019	18.267	14342.427
SAMPLE_0000052.LAB	3/10/2020	06:54:27	150.1	0.998	1.133	30.226	0.030	18.480	14335.026
SAMPLE_0000053.LAB	3/10/2020	06:55:26	150.2	0.999	0.949	24.808	0.025	18.524	14278.623

Spectrum	Date	Time	Temp	Pressure	Ethane [150C] [74-84-0] [2x8cm-1] [Aromatics Filter]	Ethylene Oxide (ppb)	Ethylene Oxide [150C] [75-21-8] [2x8cm-1] [Aromatics]	Methane [150C] [74-82-8] [2x8cm-1] [Aromatics] [SN110281261]	Water [150C] [7732-18-5] [2x8cm-1] [Aromatics] [SN110281261]
			(C)	(ATM)	Con (ppm)	Con (ppb)	Con (ppm)	Con (ppm)	Con (ppm)
SAMPLE_0000054.LAB	3/10/2020	06:56:25	150.2	0.998	1.123	14.174	0.014	18.321	14298.524
SAMPLE_0000055.LAB	3/10/2020	06:57:24	150.3	0.998	1.136	15.897	0.016	18.339	14263.297
SAMPLE_0000056.LAB	3/10/2020	06:58:22	150.4	0.999	1.133	21.742	0.022	18.299	14241.097
SAMPLE_0000057.LAB	3/10/2020	06:59:21	150.1	0.998	1.124	17.619	0.018	18.147	14207.833
SAMPLE_0000058.LAB	3/10/2020	07:00:20	150.1	0.998	0.913	25.834	0.026	18.473	14156.176
SAMPLE_0000059.LAB	3/10/2020	07:01:19	150.1	0.998	0.936	31.542	0.032	18.457	14168.976
SAMPLE_0000060.LAB	3/10/2020	07:02:18	150.3	0.998	1.114	20.017	0.020	18.475	14207.768
SAMPLE_0000061.LAB	3/10/2020	07:03:16	150.2	0.998	2.197	52.445	0.052	7.801	6300.549
SAMPLE_0000062.LAB	3/10/2020	07:04:15	150.2	0.999	-0.297	-0.984	-0.001	0.007	93.179
SAMPLE_0000063.LAB	3/10/2020	07:05:14	150.4	0.999	-0.288	1.165	0.001	0.004	40.108
SAMPLE_0000064.LAB	3/10/2020	07:06:13	150.2	0.998	-0.290	-5.612	-0.006	0.000	25.007
SAMPLE_0000065.LAB	3/10/2020	07:07:12	150.1	0.999	-0.104	8.621	0.009	2.730	1520.027
SAMPLE_0000066.LAB	3/10/2020	07:08:10	150.2	0.998	-0.300	-3.612	-0.004	-0.006	41.240
SAMPLE_0000067.LAB	3/10/2020	07:09:09	150.1	0.999	-0.286	1.870	0.002	-0.003	17.428
SAMPLE_0000068.LAB	3/10/2020	07:10:08	150.2	0.999	-0.331	-2.902	-0.003	-0.016	8.289
SAMPLE_0000069.LAB	3/10/2020	07:11:07	150.2	0.999	-0.280	-2.296	-0.002	-0.008	7.829
SAMPLE_0000070.LAB	3/10/2020	07:12:06	150.2	0.998	-0.305	3.048	0.003	-0.011	3.880
SAMPLE_0000071.LAB	3/10/2020	07:13:04	150.1	0.999	-0.301	4.996	0.005	-0.004	5.762
SAMPLE_0000072.LAB	3/10/2020	07:14:03	150.2	0.998	-0.292	-3.132	-0.003	-0.012	-0.507
SAMPLE_0000073.LAB	3/10/2020	07:15:02	150.3	0.999	0.054	24.319	0.024	5.200	2696.921
SAMPLE_0000074.LAB	3/10/2020	07:16:01	150.2	0.999	1.128	30.835	0.031	18.376	12412.991
SAMPLE_0000075.LAB	3/10/2020	07:17:00	150.2	0.998	1.083	22.890	0.023	18.401	13165.748
SAMPLE_0000076.LAB	3/10/2020	07:17:58	150.2	0.999	1.061	28.737	0.029	18.162	13504.578
SAMPLE_0000077.LAB	3/10/2020	07:18:57	150.1	0.999	1.152	32.660	0.033	18.236	13704.132
SAMPLE_0000078.LAB	3/10/2020	07:19:56	150.1	0.999	0.941	35.256	0.035	18.573	13803.344
SAMPLE_0000079.LAB	3/10/2020	07:20:55	150.2	0.999	1.104	27.470	0.027	18.290	13924.577
SAMPLE_0000080.LAB	3/10/2020	07:21:53	150.2	0.998	1.176	23.505	0.024	18.425	14015.813
SAMPLE_0000081.LAB	3/10/2020	07:22:52	150.3	0.999	1.021	39.873	0.040	18.667	14007.062
SAMPLE_0000082.LAB	3/10/2020	07:23:51	150.3	0.999	1.115	30.640	0.031	18.292	14100.713
SAMPLE_0000083.LAB	3/10/2020	07:24:50	150.2	0.999	1.113	15.576	0.016	18.352	14103.632
SAMPLE_0000084.LAB	3/10/2020	07:25:49	150.3	0.999	1.125	14.928	0.015	18.473	14146.168
SAMPLE_0000085.LAB	3/10/2020	07:26:47	150.2	0.999	1.085	19.017	0.019	18.215	14151.008
SAMPLE_0000086.LAB	3/10/2020	07:27:46	150.2	0.999	0.967	26.933	0.027	18.562	14097.187
SAMPLE_0000087.LAB	3/10/2020	07:28:45	150.1	0.999	1.092	19.350	0.019	18.122	14149.048
SAMPLE_0000088.LAB	3/10/2020	07:29:44	150.1	0.999	1.078	12.408	0.012	18.114	14164.820
SAMPLE_0000089.LAB	3/10/2020	07:30:43	150.1	0.999	1.108	18.679	0.019	18.012	14140.207
SAMPLE_0000090.LAB	3/10/2020	07:31:41	150.2	0.999	1.117	24.661	0.025	18.273	14149.777
SAMPLE_0000091.LAB	3/10/2020	07:32:40	150.1	0.999	1.109	24.749	0.025	18.347	14139.480
SAMPLE_0000092.LAB	3/10/2020	07:33:39	150.1	1.000	0.974	30.918	0.031	18.866	14080.310
SAMPLE_0000093.LAB	3/10/2020	07:34:38	150.1	1.000	1.091	29.274	0.029	18.114	14112.865
SAMPLE_0000094.LAB	3/10/2020	07:35:37	150.2	0.999	0.967	32.804	0.033	18.528	14070.605
SAMPLE_0000095.LAB	3/10/2020	07:36:35	150.1	0.999	1.036	46.121	0.046	18.688	14060.168
SAMPLE_0000096.LAB	3/10/2020	07:37:34	150.3	0.999	1.134	35.545	0.036	18.349	14093.133
SAMPLE_0000097.LAB	3/10/2020	07:38:33	150.1	0.999	0.943	41.605	0.042	18.450	14035.624
SAMPLE_0000098.LAB	3/10/2020	07:39:32	150.2	1.000	1.165	33.263	0.033	18.195	14053.515
SAMPLE_0000099.LAB	3/10/2020	07:40:31	150.1	0.999	1.157	24.774	0.025	18.063	14053.988
SAMPLE_0000100.LAB	3/10/2020	07:41:30	150.1	0.999	1.091	31.881	0.032	18.314	14063.583
SAMPLE_0000101.LAB	3/10/2020	07:42:28	150.2	1.000	1.162	37.386	0.037	18.374	14048.624
SAMPLE_0000102.LAB	3/10/2020	07:43:27	150.2	1.000	1.076	27.491	0.027	17.854	14035.747
SAMPLE_0000103.LAB	3/10/2020	07:44:26	150.1	0.999	1.147	31.585	0.032	18.154	14017.509
SAMPLE_0000104.LAB	3/10/2020	07:45:25	150.3	1.000	1.131	28.305	0.028	18.295	14032.836
SAMPLE_0000105.LAB	3/10/2020	07:46:23	150.4	0.999	1.074	27.650	0.028	18.170	14033.656
SAMPLE_0000106.LAB	3/10/2020	07:47:22	150.1	1.000	1.093	37.705	0.038	18.301	14003.173

MONTROSE
AIR QUALITY SERVICES

Spectrum	Date	Time	Temp	Pressure	Ethane [150C] [74-84-0] [2x8cm-1] [Aromatics Filter]	Ethylene Oxide (ppb)	Ethylene Oxide [150C] [75-21-8] [2x8cm-1] [Aromatics Filter]	Methane [150C] [74-82-8] [2x8cm-1] [Aromatics] [SN110281261]	Water [150C] [7732-18-5] [2x8cm-1] [Aromatics] [SN110281261]
			(C)	(ATM)	Con (ppm)	Con (ppb)	Con (ppm)	Con (ppm)	Con (ppm)
SAMPLE_0000053.LAB	3/11/2020	07:00:53	150.3	0.998	-0.076	-19.237	-0.019	0.067	140.232
SAMPLE_0000054.LAB	3/11/2020	07:01:51	150.2	0.997	-0.010	-8.551	-0.009	0.060	127.100
SAMPLE_0000055.LAB	3/11/2020	07:02:50	150.1	0.997	-0.061	-18.173	-0.018	0.054	123.765
SAMPLE_0000056.LAB	3/11/2020	07:03:49	150.1	0.997	-0.046	-16.263	-0.016	0.074	119.694
SAMPLE_0000057.LAB	3/11/2020	07:04:48	150.1	0.997	-0.114	-19.803	-0.020	0.053	119.069
SAMPLE_0000058.LAB	3/11/2020	07:05:47	150.1	0.996	-0.069	-18.318	-0.018	0.059	118.810
SAMPLE_0000059.LAB	3/11/2020	07:06:45	150.1	0.997	-0.099	-16.935	-0.017	0.052	117.756
SAMPLE_0000060.LAB	3/11/2020	07:07:44	150.1	0.997	-0.105	-18.849	-0.019	0.055	115.353
SAMPLE_0000061.LAB	3/11/2020	07:08:43	150.3	0.997	-0.040	-21.575	-0.022	0.050	120.255
SAMPLE_0000062.LAB	3/11/2020	07:09:42	150.1	0.997	-0.101	-13.081	-0.013	0.054	113.703
SAMPLE_0000063.LAB	3/11/2020	07:10:41	150.3	0.996	-0.101	-14.014	-0.014	0.050	114.741
SAMPLE_0000064.LAB	3/11/2020	07:11:39	150.2	0.996	-0.049	-17.160	-0.017	0.063	116.932
SAMPLE_0000065.LAB	3/11/2020	07:12:38	150.1	0.996	-0.115	-14.496	-0.014	0.045	112.057
SAMPLE_0000066.LAB	3/11/2020	07:13:37	150.2	0.996	-0.121	-14.883	-0.015	0.049	113.839
SAMPLE_0000067.LAB	3/11/2020	07:14:36	150.2	0.996	-0.072	-15.649	-0.016	0.051	109.193
SAMPLE_0000068.LAB	3/11/2020	07:15:35	150.1	0.997	-0.104	-13.962	-0.014	0.050	109.385
SAMPLE_0000069.LAB	3/11/2020	07:16:34	150.2	0.996	-0.080	-13.913	-0.014	0.047	113.028
SAMPLE_0000070.LAB	3/11/2020	07:17:32	150.1	0.996	-0.093	-14.231	-0.014	0.049	110.903
SAMPLE_0000071.LAB	3/11/2020	07:18:31	150.2	0.997	-0.115	-24.429	-0.024	0.054	110.366
SAMPLE_0000072.LAB	3/11/2020	07:19:30	150.2	0.996	-0.139	-21.606	-0.022	0.052	114.304
SAMPLE_0000073.LAB	3/11/2020	07:20:29	150.1	0.996	-0.150	-16.237	-0.016	0.045	106.711
SAMPLE_0000074.LAB	3/11/2020	07:21:27	150.2	0.997	-0.109	-19.473	-0.019	0.047	104.883
SAMPLE_0000075.LAB	3/11/2020	07:22:26	150.1	0.997	-0.120	-12.857	-0.013	0.055	109.158
SAMPLE_0000076.LAB	3/11/2020	07:23:25	150.2	0.996	0.048	-1.509	-0.002	2.844	1379.255
SAMPLE_0000077.LAB	3/11/2020	07:24:24	150.1	0.996	1.204	11.405	0.011	18.591	12018.033
SAMPLE_0000078.LAB	3/11/2020	07:25:23	150.2	0.996	1.264	26.188	0.026	18.953	12712.850
SAMPLE_0000079.LAB	3/11/2020	07:26:21	150.1	0.996	1.235	6.025	0.006	18.947	13022.515
SAMPLE_0000080.LAB	3/11/2020	07:27:20	150.2	0.996	1.192	8.069	0.008	18.880	13207.282
SAMPLE_0000081.LAB	3/11/2020	07:28:19	150.1	0.996	1.253	11.558	0.012	19.446	13318.231
SAMPLE_0000082.LAB	3/11/2020	07:29:18	150.4	0.996	1.280	13.298	0.013	19.201	13423.498
SAMPLE_0000083.LAB	3/11/2020	07:30:17	150.2	0.996	1.237	17.551	0.018	19.009	13489.508
SAMPLE_0000084.LAB	3/11/2020	07:31:15	150.2	0.996	1.247	17.266	0.017	18.905	13564.602
SAMPLE_0000085.LAB	3/11/2020	07:32:14	150.1	0.996	1.288	15.978	0.016	18.926	13606.578
SAMPLE_0000086.LAB	3/11/2020	07:33:13	150.2	0.997	1.307	18.504	0.019	19.219	13639.332
SAMPLE_0000087.LAB	3/11/2020	07:34:12	150.1	0.997	1.246	23.075	0.023	19.042	13665.052
SAMPLE_0000088.LAB	3/11/2020	07:35:11	150.2	0.996	1.269	22.871	0.023	19.044	13687.924
SAMPLE_0000089.LAB	3/11/2020	07:36:10	150.1	0.996	1.277	21.581	0.022	19.160	13707.605
SAMPLE_0000090.LAB	3/11/2020	07:37:08	150.1	0.997	1.276	15.125	0.015	19.261	13730.106
SAMPLE_0000091.LAB	3/11/2020	07:38:07	150.1	0.996	1.336	21.764	0.022	19.806	13742.684
SAMPLE_0000092.LAB	3/11/2020	07:39:06	150.3	0.996	1.290	20.905	0.021	19.418	13759.474
SAMPLE_0000093.LAB	3/11/2020	07:40:05	150.2	0.997	1.302	19.092	0.019	19.326	13777.088
SAMPLE_0000094.LAB	3/11/2020	07:41:04	150.1	0.997	1.273	27.382	0.027	19.491	13766.900
SAMPLE_0000095.LAB	3/11/2020	07:42:02	150.1	0.997	1.311	22.026	0.022	19.433	13783.303
SAMPLE_0000096.LAB	3/11/2020	07:43:01	150.1	0.996	1.300	18.552	0.019	19.564	13794.100
SAMPLE_0000097.LAB	3/11/2020	07:44:00	150.1	0.997	1.303	17.855	0.018	19.256	13762.548
SAMPLE_0000098.LAB	3/11/2020	07:44:59	150.2	0.997	1.281	13.013	0.013	18.717	13761.854
SAMPLE_0000099.LAB	3/11/2020	07:45:57	150.2	0.997	1.303	20.031	0.020	19.322	13768.384
SAMPLE_0000100.LAB	3/11/2020	07:46:56	150.2	0.998	1.304	15.047	0.015	19.211	13761.562
SAMPLE_0000101.LAB	3/11/2020	07:47:55	150.2	0.997	1.286	19.201	0.019	19.138	13772.003
SAMPLE_0000102.LAB	3/11/2020	07:48:54	150.1	0.997	1.319	21.677	0.022	19.479	13760.547
SAMPLE_0000103.LAB	3/11/2020	07:49:53	150.3	0.998	1.320	17.844	0.018	19.433	13744.681
SAMPLE_0000104.LAB	3/11/2020	07:50:52	150.1	0.997	1.393	21.839	0.022	19.812	13760.579

Spectrum	Date	Time	Temp	Pressure	Ethane [150C] [74-84-0] [2x8cm-1] [Aromatics Filter]	Ethylene Oxide (ppb)	Ethylene Oxide [150C] [75-21-8] [2x8cm-1] [Aromatics Filter]	Methane [150C] [74-82-8] [2x8cm-1] [Aromatics] [SN110281261]	Water [150C] [7732-18-5] [2x8cm-1] [Aromatics] [SN110281261]
			(C)	(ATM)	Con (ppm)	Con (ppb)	Con (ppm)	Con (ppm)	Con (ppm)
SAMPLE_0000105.LAB	3/11/2020	07:51:50	150.1	0.997	1.330	17.724	0.018	19.526	13754.871
SAMPLE_0000106.LAB	3/11/2020	07:52:49	150.1	0.997	1.311	19.661	0.020	19.502	13731.268
SAMPLE_0000107.LAB	3/11/2020	07:54:04	150.1	0.997	1.382	14.476	0.014	19.630	13756.934
SAMPLE_0000108.LAB	3/11/2020	07:54:19	150.1	0.997	1.367	32.146	0.032	19.766	13749.800
SAMPLE_0000109.LAB	3/11/2020	07:54:33	150.1	0.997	1.490	18.687	0.019	20.131	13729.417
SAMPLE_0000110.LAB	3/11/2020	07:54:48	150.3	0.997	1.441	20.901	0.021	20.097	13737.611
SAMPLE_0000111.LAB	3/11/2020	07:55:50	150.2	0.997	1.356	24.714	0.025	19.562	13738.119
SAMPLE_0000112.LAB	3/11/2020	07:56:49	150.1	0.997	1.299	18.497	0.018	19.409	13728.539
SAMPLE_0000113.LAB	3/11/2020	07:57:48	150.3	0.997	1.309	15.242	0.015	19.362	13712.650
SAMPLE_0000114.LAB	3/11/2020	07:58:36	150.1	0.997	1.481	1.120	0.001	19.482	13729.510
SAMPLE_0000115.LAB	3/11/2020	07:58:51	150.2	0.998	1.299	20.532	0.021	19.516	13722.382
SAMPLE_0000116.LAB	3/11/2020	07:59:05	150.1	0.997	1.377	26.068	0.026	19.502	13737.624
SAMPLE_0000117.LAB	3/11/2020	07:59:20	150.2	0.998	1.312	77.681	0.078	18.772	13300.156
New Aquistion File Created									
ZERO DIRECT_0000001.LAB	3/11/2020	08:13:23	150.4	0.994	-0.049	-69.703	-0.070	0.136	5231.297
ZERO DIRECT_0000002.LAB	3/11/2020	08:13:37	150.3	0.993	-0.061	-59.479	-0.059	0.094	4095.339
ZERO DIRECT_0000003.LAB	3/11/2020	08:13:52	150.3	0.994	-0.038	-68.429	-0.068	0.092	3343.049
ZERO DIRECT_0000004.LAB	3/11/2020	08:14:07	150.3	0.994	-0.098	-53.339	-0.053	0.085	2814.505
ZERO DIRECT_0000005.LAB	3/11/2020	08:14:22	150.4	0.993	-0.146	-53.526	-0.054	0.079	2429.866
ZERO DIRECT_0000006.LAB	3/11/2020	08:14:36	150.4	0.993	-0.143	-42.731	-0.043	0.060	2121.298
ZERO DIRECT_0000007.LAB	3/11/2020	08:14:51	150.4	0.994	-0.095	-41.145	-0.041	0.065	1865.068
ZERO DIRECT_0000008.LAB	3/11/2020	08:15:06	150.4	0.993	-0.122	-41.851	-0.042	0.068	1663.507
ZERO DIRECT_0000009.LAB	3/11/2020	08:15:20	150.3	0.993	-0.007	-37.591	-0.038	0.072	1494.835
ZERO DIRECT_0000010.LAB	3/11/2020	08:15:35	150.4	0.993	-0.130	-39.723	-0.040	0.047	1360.176
ZERO DIRECT_0000011.LAB	3/11/2020	08:15:50	150.2	0.994	-0.091	-29.887	-0.030	0.041	1251.937
ZERO DIRECT_0000012.LAB	3/11/2020	08:16:05	150.4	0.993	-0.089	-39.709	-0.040	0.049	1181.295
ZERO DIRECT_0000013.LAB	3/11/2020	08:16:19	150.4	0.993	-0.155	-22.673	-0.023	0.055	1119.399
ZERO DIRECT_0000014.LAB	3/11/2020	08:16:34	150.4	0.993	-0.058	-38.290	-0.038	0.056	1044.229
ZERO DIRECT_0000015.LAB	3/11/2020	08:16:49	150.4	0.993	-0.169	-37.194	-0.037	0.056	982.583
ZERO DIRECT_0000016.LAB	3/11/2020	08:17:03	150.2	0.993	-0.052	-27.979	-0.028	0.058	889.368
ZERO DIRECT_0000017.LAB	3/11/2020	08:17:18	150.3	0.993	-0.126	-34.216	-0.034	0.050	842.317
ZERO DIRECT_0000018.LAB	3/11/2020	08:17:33	150.4	0.993	-0.189	-32.483	-0.032	0.040	789.375
ZERO DIRECT_0000019.LAB	3/11/2020	08:17:47	150.4	0.993	-0.081	-26.609	-0.027	0.043	765.566
ZERO DIRECT_0000020.LAB	3/11/2020	08:18:02	150.4	0.993	-0.093	-24.411	-0.024	0.041	738.714
ZERO DIRECT_0000021.LAB	3/11/2020	08:18:17	150.3	0.993	-0.135	-32.158	-0.032	0.068	723.100
ZERO DIRECT_0000022.LAB	3/11/2020	08:18:32	150.4	0.993	-0.098	-25.486	-0.025	0.036	719.252
ZERO DIRECT_0000023.LAB	3/11/2020	08:18:46	150.2	0.993	-0.056	-11.579	-0.012	0.068	692.850
ZERO DIRECT_0000024.LAB	3/11/2020	08:19:49	150.4	0.993	-0.079	-26.890	-0.027	0.040	627.425
ZERO DIRECT_0000025.LAB	3/11/2020	08:20:48	150.4	0.993	-0.077	-27.489	-0.027	0.039	559.857
ZERO DIRECT_0000026.LAB	3/11/2020	08:21:47	150.4	0.993	-0.100	-20.522	-0.021	0.040	502.211
ZERO DIRECT_0000027.LAB	3/11/2020	08:22:45	150.4	0.993	-0.101	-20.086	-0.020	0.030	455.082
SAMPLE_0000028.LAB	3/11/2020	08:24:19	150.4	0.993	1.300	30.059	0.030	19.200	13735.959
SAMPLE_0000029.LAB	3/11/2020	08:25:17	150.4	0.993	1.286	24.592	0.025	19.196	13728.785
SAMPLE_0000030.LAB	3/11/2020	08:26:48	150.3	0.993	0.854	88.619	0.089	11.140	7880.844
SAMPLE_0000031.LAB	3/11/2020	08:27:47	150.4	0.993	-0.093	-10.538	-0.011	0.045	129.965
SAMPLE_0000032.LAB	3/11/2020	08:28:46	150.2	0.993	-0.127	-11.999	-0.012	0.036	110.011
SAMPLE_0000033.LAB	3/11/2020	08:29:44	150.2	0.993	-0.036	-14.985	-0.015	0.038	107.328
SAMPLE_0000034.LAB	3/11/2020	08:30:43	150.3	0.993	-0.083	-15.348	-0.015	0.038	101.571
SAMPLE_0000035.LAB	3/11/2020	08:31:42	150.4	0.993	-0.088	-16.603	-0.017	0.040	101.898
SAMPLE_0000036.LAB	3/11/2020	08:32:41	150.2	0.997	0.935	54.743	0.055	12.746	9059.260
SAMPLE_0000037.LAB	3/11/2020	08:33:40	150.1	0.996	1.360	9.368	0.009	19.493	13682.809
SAMPLE_0000038.LAB	3/11/2020	08:34:38	150.1	0.996	1.326	26.912	0.027	19.581	13798.059

Spectrum	Date	Time	Temp	Pressure	Ethane [150C] [74-84-0] [2x8cm-1] [Aromatics Filter]	Ethylene Oxide (ppb)	Ethylene Oxide [150C] [75-21-8] [2x8cm-1] [Aromatics Filter]	Methane [150C] [74-82-8] [2x8cm-1] [Aromatics] [SN110281261]	Water [150C] [7732-18-5] [2x8cm-1] [Aromatics] [SN110281261]
			(C)	(ATM)	Con (ppm)	Con (ppb)	Con (ppm)	Con (ppm)	Con (ppm)
SAMPLE_0000039.LAB	3/11/2020	08:35:37	150.1	0.996	1.409	24.775	0.025	19.947	14108.344
SAMPLE_0000040.LAB	3/11/2020	08:36:36	150.1	0.996	1.391	17.303	0.017	19.693	14104.929
SAMPLE_0000041.LAB	3/11/2020	08:37:35	150.2	0.996	1.320	23.054	0.023	19.556	14113.275
SAMPLE_0000042.LAB	3/11/2020	08:38:34	150.2	0.996	1.418	24.335	0.024	19.612	14124.776
SAMPLE_0000043.LAB	3/11/2020	08:39:32	150.2	0.996	1.369	18.026	0.018	19.424	14117.555
SAMPLE_0000044.LAB	3/11/2020	08:40:31	150.2	0.996	1.307	25.533	0.026	19.398	14115.699
SAMPLE_0000045.LAB	3/11/2020	08:41:30	150.1	0.996	1.354	24.061	0.024	19.397	14135.523
SAMPLE_0000046.LAB	3/11/2020	08:42:29	150.1	0.996	1.324	25.771	0.026	19.363	14125.393
SAMPLE_0000047.LAB	3/11/2020	08:43:28	150.2	0.996	1.353	27.713	0.028	19.295	14136.518
SAMPLE_0000048.LAB	3/11/2020	08:44:26	150.1	0.996	1.375	26.835	0.027	19.247	14127.338
SAMPLE_0000049.LAB	3/11/2020	08:45:25	150.3	0.996	1.319	26.854	0.027	19.552	14135.868
SAMPLE_0000050.LAB	3/11/2020	08:46:24	150.2	0.996	1.367	26.170	0.026	19.603	14162.564
SAMPLE_0000051.LAB	3/11/2020	08:47:23	150.2	0.996	1.298	24.324	0.024	19.332	14166.925
SAMPLE_0000052.LAB	3/11/2020	08:48:22	150.1	0.996	1.354	23.150	0.023	19.384	14160.633
SAMPLE_0000053.LAB	3/11/2020	08:49:21	150.1	0.996	1.401	31.449	0.031	19.535	14171.939
SAMPLE_0000054.LAB	3/11/2020	08:50:19	150.1	0.996	1.311	23.941	0.024	19.246	14172.006
SAMPLE_0000055.LAB	3/11/2020	08:51:18	150.1	0.996	1.355	26.679	0.027	19.600	14170.970
SAMPLE_0000056.LAB	3/11/2020	08:52:17	150.1	0.996	1.362	23.247	0.023	19.537	14178.706
SAMPLE_0000057.LAB	3/11/2020	08:53:16	150.2	0.996	1.375	26.267	0.026	19.291	14175.147
SAMPLE_0000058.LAB	3/11/2020	08:54:15	150.2	0.996	1.380	29.822	0.030	19.808	14178.582
SAMPLE_0000059.LAB	3/11/2020	08:55:13	150.1	0.996	1.357	30.861	0.031	19.514	14177.636
SAMPLE_0000060.LAB	3/11/2020	08:56:12	150.2	0.996	1.361	25.557	0.026	19.274	14164.432
SAMPLE_0000061.LAB	3/11/2020	08:57:11	150.1	0.996	1.334	28.817	0.029	19.449	14179.804
SAMPLE_0000062.LAB	3/11/2020	08:58:10	150.2	0.996	1.322	26.619	0.027	19.460	14157.586
SAMPLE_0000063.LAB	3/11/2020	08:59:08	150.2	0.996	1.398	35.113	0.035	19.918	14167.885
SAMPLE_0000064.LAB	3/11/2020	09:00:07	150.1	0.996	1.350	31.653	0.032	19.644	14142.681
SAMPLE_0000065.LAB	3/11/2020	09:01:06	150.3	0.996	1.390	31.947	0.032	19.499	14126.069
SAMPLE_0000066.LAB	3/11/2020	09:02:05	150.1	0.996	1.326	26.975	0.027	19.536	14117.590
SAMPLE_0000067.LAB	3/11/2020	09:03:04	150.1	0.996	1.408	32.013	0.032	19.596	14113.422
SAMPLE_0000068.LAB	3/11/2020	09:04:03	150.1	0.996	1.366	24.816	0.025	19.354	14130.788
SAMPLE_0000069.LAB	3/11/2020	09:05:01	150.1	0.996	1.358	42.053	0.042	19.320	14120.546
SAMPLE_0000070.LAB	3/11/2020	09:06:00	150.1	0.996	1.350	29.597	0.030	19.342	14099.369
SAMPLE_0000071.LAB	3/11/2020	09:06:59	150.1	0.996	1.350	26.408	0.026	19.432	14101.966
		Minute Average				28.003			14100.668
SAMPLE_0000072.LAB	3/11/2020	09:07:58	150.1	0.996	1.396	29.173	0.029	19.699	14080.119
SAMPLE_0000073.LAB	3/11/2020	09:08:57	150.2	0.996	1.385	25.551	0.026	19.676	14065.173
SAMPLE_0000074.LAB	3/11/2020	09:09:55	150.2	0.996	1.373	26.561	0.027	19.478	14055.909
SAMPLE_0000075.LAB	3/11/2020	09:10:54	150.2	0.996	1.309	32.739	0.033	19.421	14072.824
SAMPLE_0000076.LAB	3/11/2020	09:11:53	150.2	0.996	1.355	23.582	0.024	19.438	14063.131
SAMPLE_0000077.LAB	3/11/2020	09:12:52	150.1	0.996	1.322	23.576	0.024	19.376	14068.152
SAMPLE_0000078.LAB	3/11/2020	09:13:51	150.2	0.996	1.354	25.604	0.026	19.601	14067.161
SAMPLE_0000079.LAB	3/11/2020	09:14:49	150.1	0.996	1.380	29.397	0.029	19.239	14064.214
SAMPLE_0000080.LAB	3/11/2020	09:15:48	150.2	0.996	1.352	27.201	0.027	19.593	14060.408
SAMPLE_0000081.LAB	3/11/2020	09:16:47	150.1	0.996	1.365	26.707	0.027	19.445	14043.554
SAMPLE_0000082.LAB	3/11/2020	09:17:46	150.2	0.996	1.375	27.197	0.027	19.374	14038.266
SAMPLE_0000083.LAB	3/11/2020	09:18:45	150.2	0.996	1.363	28.299	0.028	19.373	14032.978
SAMPLE_0000084.LAB	3/11/2020	09:19:43	150.1	0.996	1.353	30.007	0.030	19.473	14065.847
SAMPLE_0000085.LAB	3/11/2020	09:20:42	150.1	0.996	1.395	23.984	0.024	19.632	14046.500
SAMPLE_0000086.LAB	3/11/2020	09:21:41	150.1	0.996	1.406	27.958	0.028	19.457	14067.521
SAMPLE_0000087.LAB	3/11/2020	09:22:40	150.1	0.996	1.327	35.771	0.036	19.260	14053.734
SAMPLE_0000088.LAB	3/11/2020	09:23:39	150.1	0.996	1.335	32.956	0.033	19.268	14051.294
SAMPLE_0000089.LAB	3/11/2020	09:24:37	150.2	0.996	1.406	30.839	0.031	19.482	14027.072

Spectrum	Date	Time	Temp	Pressure	Ethane [150C] [74-84-0] [2x8cm-1] [Aromatics Filter]	Ethylene Oxide (ppb)	Ethylene Oxide [150C] [75-21-8] [2x8cm-1] [Aromatics Filter]	Methane [150C] [74-82-8] [2x8cm-1] [Aromatics] [SN110281261]	Water [150C] [7732-18-5] [2x8cm-1] [Aromatics] [SN110281261]
			(C)	(ATM)	Con (ppm)	Con (ppb)	Con (ppm)	Con (ppm)	Con (ppm)
SAMPLE_0000090.LAB	3/11/2020	09:25:36	150.3	0.996	1.401	27.059	0.027	19.600	14031.475
SAMPLE_0000091.LAB	3/11/2020	09:26:35	150.1	0.996	1.362	35.279	0.035	19.646	14008.507
SAMPLE_0000092.LAB	3/11/2020	09:27:34	150.2	0.996	1.361	27.030	0.027	19.432	13999.574
SAMPLE_0000093.LAB	3/11/2020	09:28:33	150.1	0.996	1.324	34.184	0.034	19.192	14007.323
SAMPLE_0000094.LAB	3/11/2020	09:29:31	150.1	0.996	1.331	23.462	0.023	19.413	13999.020
SAMPLE_0000095.LAB	3/11/2020	09:30:30	150.2	0.996	1.361	27.889	0.028	19.321	13999.857
SAMPLE_0000096.LAB	3/11/2020	09:31:29	150.2	0.996	1.385	18.766	0.019	19.166	13998.431
SAMPLE_0000097.LAB	3/11/2020	09:32:28	150.3	0.996	1.384	35.794	0.036	19.227	13997.199
SAMPLE_0000098.LAB	3/11/2020	09:33:27	150.3	0.996	1.356	33.868	0.034	19.318	14002.382
SAMPLE_0000099.LAB	3/11/2020	09:34:25	150.1	0.996	1.397	32.680	0.033	19.467	13984.998
SAMPLE_0000100.LAB	3/11/2020	09:35:24	150.1	0.996	1.399	36.897	0.037	19.665	14004.077
SAMPLE_0000101.LAB	3/11/2020	09:36:23	150.1	0.996	1.356	33.320	0.033	19.463	14003.741
SAMPLE_0000102.LAB	3/11/2020	09:37:22	150.1	0.996	1.342	31.229	0.031	19.341	13997.882
SAMPLE_0000103.LAB	3/11/2020	09:38:21	150.3	0.996	1.352	30.553	0.031	19.351	13991.730
SAMPLE_0000104.LAB	3/11/2020	09:39:19	150.1	0.996	1.350	19.473	0.019	19.242	13954.001
SAMPLE_0000105.LAB	3/11/2020	09:40:18	150.1	0.996	1.402	27.492	0.027	19.387	13956.693
SAMPLE_0000106.LAB	3/11/2020	09:41:17	150.2	0.996	1.356	36.728	0.037	19.623	13958.062
SAMPLE_0000107.LAB	3/11/2020	09:42:16	150.3	0.996	1.312	23.104	0.023	18.871	13936.952
SAMPLE_0000108.LAB	3/11/2020	09:43:15	150.2	0.996	1.324	19.870	0.020	18.888	13966.514
SAMPLE_0000109.LAB	3/11/2020	09:44:14	150.1	0.996	1.326	31.391	0.031	19.199	13968.047
SAMPLE_0000110.LAB	3/11/2020	09:45:12	150.1	0.996	1.292	27.914	0.028	19.297	13953.383
SAMPLE_0000111.LAB	3/11/2020	09:46:11	150.1	0.996	1.377	31.727	0.032	19.488	13942.859
SAMPLE_0000112.LAB	3/11/2020	09:47:10	150.1	0.996	1.340	25.333	0.025	19.026	13952.796
SAMPLE_0000113.LAB	3/11/2020	09:48:09	150.2	0.996	1.296	22.277	0.022	18.872	13968.432
SAMPLE_0000114.LAB	3/11/2020	09:49:07	150.1	0.996	1.357	26.375	0.026	19.138	13985.825
SAMPLE_0000115.LAB	3/11/2020	09:50:06	150.1	0.996	1.348	21.187	0.021	19.106	13975.620
SAMPLE_0000116.LAB	3/11/2020	09:51:05	150.1	0.996	1.327	30.100	0.030	19.491	13954.115
SAMPLE_0000117.LAB	3/11/2020	09:52:04	150.1	0.996	1.322	18.474	0.018	18.901	13952.850
SAMPLE_0000118.LAB	3/11/2020	09:53:03	150.1	0.996	1.270	26.091	0.026	18.500	13949.613
SAMPLE_0000119.LAB	3/11/2020	09:54:02	150.2	0.996	1.271	24.842	0.025	18.664	13941.524
SAMPLE_0000120.LAB	3/11/2020	09:55:00	150.2	0.996	1.343	29.749	0.030	19.021	13924.716
SAMPLE_0000121.LAB	3/11/2020	09:55:59	150.1	0.996	1.341	30.817	0.031	19.169	13920.560
		Minute Average				30.283			13922.638
SAMPLE_0000122.LAB	3/11/2020	09:56:58	150.1	0.996	1.345	26.238	0.026	19.062	13927.510
SAMPLE_0000123.LAB	3/11/2020	09:57:57	150.1	0.996	1.333	26.242	0.026	18.952	13917.654
SAMPLE_0000124.LAB	3/11/2020	09:58:56	150.1	0.995	1.403	31.552	0.032	19.042	13915.410
SAMPLE_0000125.LAB	3/11/2020	09:59:54	150.2	0.996	1.292	23.740	0.024	18.948	13890.635
SAMPLE_0000126.LAB	3/11/2020	10:00:53	150.1	0.996	1.314	19.873	0.020	18.812	13914.220
SAMPLE_0000127.LAB	3/11/2020	10:01:52	150.2	0.996	1.314	26.288	0.026	19.231	13917.060
SAMPLE_0000128.LAB	3/11/2020	10:02:51	150.1	0.995	1.297	26.003	0.026	19.040	13909.052
SAMPLE_0000129.LAB	3/11/2020	10:03:50	150.2	0.996	1.386	28.838	0.029	19.074	13919.377
SAMPLE_0000130.LAB	3/11/2020	10:04:48	150.1	0.996	1.327	24.303	0.024	19.115	13933.136
SAMPLE_0000131.LAB	3/11/2020	10:05:47	150.1	0.996	1.314	29.906	0.030	19.052	13925.223
SAMPLE_0000132.LAB	3/11/2020	10:06:46	150.3	0.996	1.369	30.945	0.031	19.119	13899.202
SAMPLE_0000133.LAB	3/11/2020	10:07:45	150.2	0.996	1.388	29.371	0.029	19.212	13892.500
SAMPLE_0000134.LAB	3/11/2020	10:08:44	150.1	0.996	1.324	25.231	0.025	18.797	13914.231
SAMPLE_0000135.LAB	3/11/2020	10:09:42	150.2	0.996	1.272	26.135	0.026	18.646	13898.983
SAMPLE_0000136.LAB	3/11/2020	10:10:41	150.1	0.996	1.374	23.561	0.024	18.574	13875.091
SAMPLE_0000137.LAB	3/11/2020	10:11:40	150.1	0.996	1.322	26.543	0.027	18.776	13893.528
SAMPLE_0000138.LAB	3/11/2020	10:12:39	150.2	0.996	1.277	26.631	0.027	18.689	13901.095
SAMPLE_0000139.LAB	3/11/2020	10:13:38	150.2	0.996	1.274	31.973	0.032	18.508	13918.443
SAMPLE_0000140.LAB	3/11/2020	10:14:36	150.1	0.996	1.356	33.291	0.033	18.458	13930.954

Spectrum	Date	Time	Temp	Pressure	Ethane [150C] [74-84-0] [2x8cm-1] [Aromatics Filter]	Ethylene Oxide (ppb)	Ethylene Oxide [150C] [75-21-8] [2x8cm-1] [Aromatics Filter]	Methane [150C] [74-82-8] [2x8cm-1] [Aromatics] [SN110281261]	Water [150C] [7732-18-5] [2x8cm-1] [Aromatics] [SN110281261]
			(C)	(ATM)	Con (ppm)	Con (ppb)	Con (ppm)	Con (ppm)	Con (ppm)
SAMPLE_0000141.LAB	3/11/2020	10:15:35	150.3	0.995	1.350	35.001	0.035	18.730	13917.579
SAMPLE_0000142.LAB	3/11/2020	10:16:34	150.1	0.996	1.409	31.474	0.031	18.426	13923.545
SAMPLE_0000143.LAB	3/11/2020	10:17:33	150.2	0.996	1.283	42.374	0.042	18.548	13932.855
SAMPLE_0000144.LAB	3/11/2020	10:18:32	150.1	0.996	1.325	42.082	0.042	18.434	13923.391
SAMPLE_0000145.LAB	3/11/2020	10:19:30	150.1	0.996	1.372	38.354	0.038	18.241	13901.091
SAMPLE_0000146.LAB	3/11/2020	10:20:29	150.2	0.996	1.317	36.341	0.036	18.575	13894.125
SAMPLE_0000147.LAB	3/11/2020	10:21:28	150.1	0.996	1.291	42.059	0.042	18.505	13876.882
SAMPLE_0000148.LAB	3/11/2020	10:22:27	150.1	0.996	1.395	41.376	0.041	18.486	13887.118
SAMPLE_0000149.LAB	3/11/2020	10:23:26	150.1	0.996	1.303	39.868	0.040	18.462	13877.768
SAMPLE_0000150.LAB	3/11/2020	10:24:24	150.1	0.996	1.391	36.673	0.037	18.431	13852.450
SAMPLE_0000151.LAB	3/11/2020	10:25:23	150.2	0.997	1.297	40.993	0.041	18.530	13851.646
SAMPLE_0000152.LAB	3/11/2020	10:26:22	150.1	0.997	1.360	35.213	0.035	18.148	13825.279
SAMPLE_0000153.LAB	3/11/2020	10:27:21	150.1	0.996	1.418	41.456	0.041	18.450	13822.779
SAMPLE_0000154.LAB	3/11/2020	10:28:20	150.2	0.996	1.338	31.289	0.031	18.217	13820.682
SAMPLE_0000155.LAB	3/11/2020	10:29:18	150.1	0.996	1.322	30.861	0.031	17.800	13809.123
SAMPLE_0000156.LAB	3/11/2020	10:30:17	150.1	0.996	1.345	31.707	0.032	17.990	13804.724
SAMPLE_0000157.LAB	3/11/2020	10:31:16	150.0	0.996	1.410	30.719	0.031	18.412	13796.945
SAMPLE_0000158.LAB	3/11/2020	10:32:15	150.2	0.996	1.315	33.460	0.033	18.413	13774.645
SAMPLE_0000159.LAB	3/11/2020	10:33:14	150.1	0.996	1.391	27.365	0.027	18.378	13781.008
SAMPLE_0000160.LAB	3/11/2020	10:34:12	150.1	0.996	1.417	31.222	0.031	18.344	13790.458
SAMPLE_0000161.LAB	3/11/2020	10:35:11	150.1	0.996	1.337	28.245	0.028	18.045	13781.411
SAMPLE_0000162.LAB	3/11/2020	10:36:10	150.3	0.996	1.336	22.661	0.023	17.891	13783.514
SAMPLE_0000163.LAB	3/11/2020	10:37:09	150.1	0.996	1.269	27.522	0.028	18.490	13775.537
SAMPLE_0000164.LAB	3/11/2020	10:38:08	150.1	0.996	1.417	31.733	0.032	18.091	13769.991
SAMPLE_0000165.LAB	3/11/2020	10:39:06	150.2	0.996	1.336	21.222	0.021	17.803	13746.645
SAMPLE_0000166.LAB	3/11/2020	10:40:05	150.1	0.996	1.385	30.207	0.030	18.238	13743.595
SAMPLE_0000167.LAB	3/11/2020	10:41:04	150.1	0.996	1.422	28.950	0.029	18.404	13760.754
SAMPLE_0000168.LAB	3/11/2020	10:42:03	150.1	0.996	1.405	35.697	0.036	18.373	13750.007
SAMPLE_0000169.LAB	3/11/2020	10:43:02	150.1	0.996	1.311	29.979	0.030	17.923	13735.681
SAMPLE_0000170.LAB	3/11/2020	10:44:00	150.1	0.996	1.341	37.840	0.038	18.183	13712.786
SAMPLE_0000171.LAB	3/11/2020	10:44:59	150.1	0.996	1.373	45.937	0.046	18.081	13716.989
	Minute Average					41.889			13714.888
SAMPLE_0000172.LAB	3/11/2020	10:45:58	150.1	0.996	1.349	45.488	0.045	17.953	13697.672
SAMPLE_0000173.LAB	3/11/2020	10:46:57	150.1	0.996	1.356	46.049	0.046	18.421	13670.003
SAMPLE_0000174.LAB	3/11/2020	10:47:56	150.3	0.996	1.361	47.202	0.047	18.401	13693.864
SAMPLE_0000175.LAB	3/11/2020	10:48:55	150.1	0.996	1.337	45.384	0.045	18.112	13671.947
SAMPLE_0000176.LAB	3/11/2020	10:49:53	150.1	0.996	1.338	33.661	0.034	18.166	13687.101
SAMPLE_0000177.LAB	3/11/2020	10:50:52	150.2	0.996	1.334	36.921	0.037	18.377	13666.345
SAMPLE_0000178.LAB	3/11/2020	10:51:51	150.1	0.996	1.363	31.215	0.031	18.067	13675.889
SAMPLE_0000179.LAB	3/11/2020	10:52:50	150.1	0.996	1.352	34.734	0.035	18.063	13681.112
SAMPLE_0000180.LAB	3/11/2020	10:53:48	150.1	0.996	1.356	30.841	0.031	17.996	13663.705
SAMPLE_0000181.LAB	3/11/2020	10:54:47	150.3	0.996	1.352	39.447	0.039	18.321	13652.192
SAMPLE_0000182.LAB	3/11/2020	10:55:46	150.3	0.996	1.325	29.688	0.030	18.025	13630.626
SAMPLE_0000183.LAB	3/11/2020	10:56:45	150.1	0.996	1.284	29.229	0.029	17.550	13662.337
SAMPLE_0000184.LAB	3/11/2020	10:57:44	150.1	0.996	1.304	21.967	0.022	17.474	13640.273
SAMPLE_0000185.LAB	3/11/2020	10:58:43	150.2	0.996	1.268	14.680	0.015	17.201	13636.194
SAMPLE_0000186.LAB	3/11/2020	10:59:41	150.1	0.996	1.296	25.340	0.025	17.449	13642.233
SAMPLE_0000187.LAB	3/11/2020	11:00:40	150.1	0.997	1.333	27.361	0.027	17.839	13641.789
SAMPLE_0000188.LAB	3/11/2020	11:01:39	150.1	0.996	1.313	26.930	0.027	17.777	13642.150
SAMPLE_0000189.LAB	3/11/2020	11:02:38	150.2	0.996	1.354	27.442	0.027	17.677	13660.548
SAMPLE_0000190.LAB	3/11/2020	11:03:36	150.2	0.997	1.349	34.187	0.034	17.896	13655.657
SAMPLE_0000191.LAB	3/11/2020	11:04:35	150.2	0.996	1.347	34.196	0.034	17.706	13645.830

Spectrum	Date	Time	Temp	Pressure	Ethane [150C] [74-84-0] [2x8cm-1] [Aromatics Filter]	Ethylene Oxide (ppb)	Ethylene Oxide [150C] [75-21-8] [2x8cm-1] [Aromatics Filter]	Methane [150C] [74-82-8] [2x8cm-1] [Aromatics] [SN110281261]	Water [150C] [7732-18-5] [2x8cm-1] [Aromatics] [SN110281261]
			(C)	(ATM)	Con (ppm)	Con (ppb)	Con (ppm)	Con (ppm)	Con (ppm)
SAMPLE_0000192.LAB	3/11/2020	11:05:34	150.1	0.996	1.404	36.316	0.036	18.034	13648.516
SAMPLE_0000193.LAB	3/11/2020	11:06:33	150.1	0.996	1.335	36.529	0.037	17.373	13633.533
SAMPLE_0000194.LAB	3/11/2020	11:07:32	150.1	0.996	1.285	42.506	0.043	17.615	13644.703
SAMPLE_0000195.LAB	3/11/2020	11:08:30	150.1	0.996	1.352	43.002	0.043	17.944	13649.888
SAMPLE_0000196.LAB	3/11/2020	11:09:29	150.2	0.996	1.297	41.362	0.041	17.921	13661.579
SAMPLE_0000197.LAB	3/11/2020	11:10:28	150.2	0.996	1.385	41.085	0.041	18.160	13644.857
SAMPLE_0000198.LAB	3/11/2020	11:11:27	150.3	0.996	1.317	45.217	0.045	17.700	13641.832
SAMPLE_0000199.LAB	3/11/2020	11:12:26	150.2	0.996	1.377	42.024	0.042	18.049	13653.839
SAMPLE_0000200.LAB	3/11/2020	11:13:25	150.1	0.996	1.413	38.172	0.038	18.159	13652.041
SAMPLE_0000201.LAB	3/11/2020	11:14:23	150.1	0.996	1.328	40.454	0.040	17.617	13656.771
SAMPLE_0000202.LAB	3/11/2020	11:15:22	150.2	0.996	1.328	37.280	0.037	18.034	13656.157
SAMPLE_0000203.LAB	3/11/2020	11:16:21	150.2	0.996	1.340	28.225	0.028	17.847	13682.685
SAMPLE_0000204.LAB	3/11/2020	11:17:20	150.1	0.996	1.309	26.298	0.026	17.570	13684.832
SAMPLE_0000205.LAB	3/11/2020	11:18:19	150.2	0.996	1.346	31.474	0.031	17.738	13672.835
SAMPLE_0000206.LAB	3/11/2020	11:19:17	150.3	0.996	1.307	28.175	0.028	17.436	13671.214
SAMPLE_0000207.LAB	3/11/2020	11:20:16	150.3	0.996	1.336	28.648	0.029	17.266	13666.474
SAMPLE_0000208.LAB	3/11/2020	11:21:15	150.1	0.997	1.344	25.155	0.025	17.756	13663.216
SAMPLE_0000209.LAB	3/11/2020	11:22:14	150.3	0.997	1.309	24.593	0.025	17.371	13654.761
SAMPLE_0000210.LAB	3/11/2020	11:23:13	150.1	0.996	1.328	31.679	0.032	17.859	13666.006
SAMPLE_0000211.LAB	3/11/2020	11:24:11	150.1	0.996	1.337	34.663	0.035	17.681	13665.598
SAMPLE_0000212.LAB	3/11/2020	11:25:10	150.1	0.996	1.335	37.732	0.038	17.631	13674.163
SAMPLE_0000213.LAB	3/11/2020	11:26:09	150.1	0.997	1.324	30.722	0.031	17.634	13686.525
SAMPLE_0000214.LAB	3/11/2020	11:27:08	150.2	0.997	1.294	24.408	0.024	17.592	13686.474
SAMPLE_0000215.LAB	3/11/2020	11:28:07	150.1	0.996	1.334	27.659	0.028	17.310	13669.329
SAMPLE_0000216.LAB	3/11/2020	11:29:05	150.1	0.996	1.310	28.510	0.029	17.400	13664.352
SAMPLE_0000217.LAB	3/11/2020	11:30:04	150.1	0.996	1.274	27.640	0.028	17.361	13661.873
SAMPLE_0000218.LAB	3/11/2020	11:31:03	150.2	0.996	1.369	31.843	0.032	17.761	13691.912
SAMPLE_0000219.LAB	3/11/2020	11:32:02	150.1	0.996	1.319	26.212	0.026	17.600	13684.492
SAMPLE_0000220.LAB	3/11/2020	11:33:01	150.1	0.996	1.344	25.432	0.025	17.745	13686.302
SAMPLE_0000221.LAB	3/11/2020	11:33:59	150.1	0.996	1.337	30.114	0.030	17.788	13654.620
		Minute Average				27.773			13670.461
SAMPLE_0000222.LAB	3/11/2020	11:34:58	150.1	0.996	1.345	33.224	0.033	18.031	13651.175
SAMPLE_0000223.LAB	3/11/2020	11:35:57	150.2	0.996	1.389	24.077	0.024	18.232	13670.646
SAMPLE_0000224.LAB	3/11/2020	11:36:56	150.1	0.996	1.344	29.166	0.029	17.817	13696.700
SAMPLE_0000225.LAB	3/11/2020	11:37:55	150.3	0.996	1.310	26.713	0.027	17.651	13704.778
SAMPLE_0000226.LAB	3/11/2020	11:38:53	150.1	0.996	1.331	35.945	0.036	18.249	13733.328
SAMPLE_0000227.LAB	3/11/2020	11:39:52	150.0	0.997	1.341	24.716	0.025	17.497	13743.075
SAMPLE_0000228.LAB	3/11/2020	11:40:51	150.1	0.996	1.326	24.644	0.025	17.547	13751.860
SAMPLE_0000229.LAB	3/11/2020	11:41:50	150.1	0.996	1.288	30.347	0.030	17.473	13712.469
SAMPLE_0000230.LAB	3/11/2020	11:42:49	150.1	0.996	1.331	27.160	0.027	17.532	13695.997
SAMPLE_0000231.LAB	3/11/2020	11:43:47	150.2	0.996	1.344	30.155	0.030	17.780	13706.265
SAMPLE_0000232.LAB	3/11/2020	11:44:46	150.1	0.996	1.319	28.836	0.029	17.254	13714.421
SAMPLE_0000233.LAB	3/11/2020	11:45:45	150.2	0.996	1.294	17.657	0.018	16.966	13716.485
SAMPLE_0000234.LAB	3/11/2020	11:46:44	150.1	0.996	1.280	16.206	0.016	16.815	13719.437
SAMPLE_0000235.LAB	3/11/2020	11:47:43	150.3	0.996	1.245	22.692	0.023	16.887	13708.174
SAMPLE_0000236.LAB	3/11/2020	11:48:41	150.3	0.996	1.312	27.756	0.028	17.577	13723.946
SAMPLE_0000237.LAB	3/11/2020	11:49:40	150.2	0.996	1.377	28.980	0.029	18.035	13756.544
SAMPLE_0000238.LAB	3/11/2020	11:50:39	150.2	0.996	1.325	27.063	0.027	17.513	13749.981
SAMPLE_0000239.LAB	3/11/2020	11:51:38	150.1	0.996	1.350	25.050	0.025	17.530	13769.746
SAMPLE_0000240.LAB	3/11/2020	11:52:37	150.1	0.996	1.306	27.504	0.028	17.361	13778.228
SAMPLE_0000241.LAB	3/11/2020	11:53:35	150.1	0.996	1.283	19.774	0.020	17.221	13772.128
SAMPLE_0000242.LAB	3/11/2020	11:54:34	150.1	0.996	1.312	25.456	0.025	17.233	13804.399

Spectrum	Date	Time	Temp	Pressure	Ethane [150C] [74-84-0] [2x8cm-1] [Aromatics Filter]	Ethylene Oxide (ppb)	Ethylene Oxide [150C] [75-21-8] [2x8cm-1] [Aromatics Filter]	Methane [150C] [74-82-8] [2x8cm-1] [Aromatics] [SN110281261]	Water [150C] [7732-18-5] [2x8cm-1] [Aromatics] [SN110281261]
			(C)	(ATM)	Con (ppm)	Con (ppb)	Con (ppm)	Con (ppm)	Con (ppm)
SAMPLE_0000243.LAB	3/11/2020	11:55:33	150.1	0.996	1.276	21.984	0.022	17.082	13800.449
SAMPLE_0000244.LAB	3/11/2020	11:56:32	150.1	0.996	1.231	23.450	0.023	17.153	13787.414
SAMPLE_0000245.LAB	3/11/2020	11:57:31	150.1	0.996	1.275	17.540	0.018	17.047	13788.911
SAMPLE_0000246.LAB	3/11/2020	11:58:29	150.2	0.996	1.311	16.167	0.016	17.500	13808.977
SAMPLE_0000247.LAB	3/11/2020	11:59:28	150.1	0.996	1.338	26.971	0.027	17.930	13838.948
SAMPLE_0000248.LAB	3/11/2020	12:00:27	150.2	0.996	1.311	21.892	0.022	17.767	13838.171
SAMPLE_0000249.LAB	3/11/2020	12:01:26	150.1	0.996	1.340	25.127	0.025	17.375	13848.962
SAMPLE_0000250.LAB	3/11/2020	12:02:25	150.1	0.996	1.332	33.221	0.033	17.635	13825.964
SAMPLE_0000251.LAB	3/11/2020	12:03:23	150.2	0.996	1.345	20.009	0.020	17.583	13837.440
SAMPLE_0000252.LAB	3/11/2020	12:04:22	150.2	0.996	1.336	21.951	0.022	17.331	13861.121
SAMPLE_0000253.LAB	3/11/2020	12:05:21	150.3	0.996	1.307	22.086	0.022	17.240	13883.181
SAMPLE_0000254.LAB	3/11/2020	12:06:20	150.1	0.996	1.294	25.817	0.026	17.440	13859.388
SAMPLE_0000255.LAB	3/11/2020	12:07:19	150.1	0.996	1.282	19.691	0.020	17.295	13848.190
SAMPLE_0000256.LAB	3/11/2020	12:08:17	150.1	0.996	1.297	23.026	0.023	17.420	13858.000
SAMPLE_0000257.LAB	3/11/2020	12:09:16	150.3	0.996	1.328	22.852	0.023	17.567	13882.710
SAMPLE_0000258.LAB	3/11/2020	12:10:15	150.2	0.996	1.314	32.225	0.032	17.722	13903.733
SAMPLE_0000259.LAB	3/11/2020	12:11:14	150.2	0.996	1.295	24.510	0.025	17.648	13915.154
SAMPLE_0000260.LAB	3/11/2020	12:12:13	150.2	0.996	1.326	18.558	0.019	17.434	13895.892
SAMPLE_0000261.LAB	3/11/2020	12:13:11	150.1	0.996	1.356	27.842	0.028	17.505	13910.186
SAMPLE_0000262.LAB	3/11/2020	12:14:10	150.1	0.996	1.290	28.500	0.029	17.516	13943.756
SAMPLE_0000263.LAB	3/11/2020	12:15:09	150.1	0.996	1.238	22.860	0.023	17.107	13938.077
SAMPLE_0000264.LAB	3/11/2020	12:16:08	150.1	0.995	1.265	21.938	0.022	16.972	13924.000
SAMPLE_0000265.LAB	3/11/2020	12:17:07	150.1	0.995	1.255	14.681	0.015	16.753	13889.419
SAMPLE_0000266.LAB	3/11/2020	12:18:05	150.2	0.996	1.302	22.260	0.022	17.420	13890.542
SAMPLE_0000267.LAB	3/11/2020	12:19:04	150.2	0.996	1.318	24.339	0.024	17.661	13889.964
SAMPLE_0000268.LAB	3/11/2020	12:20:03	150.1	0.996	1.332	21.116	0.021	17.676	13889.964
SAMPLE_0000269.LAB	3/11/2020	12:21:02	150.1	0.995	1.237	21.003	0.021	17.125	13915.120
SAMPLE_0000270.LAB	3/11/2020	12:22:01	150.1	0.996	1.252	25.550	0.026	16.918	13929.448
SAMPLE_0000271.LAB	3/11/2020	12:23:00	150.2	0.996	1.291	23.782	0.024	17.201	13936.761
SAMPLE_0000272.LAB	3/11/2020	12:23:58	150.1	0.996	1.308	21.220	0.021	17.372	13947.156
		Minute Average				22.501			13941.959
SAMPLE_0000273.LAB	3/11/2020	12:24:57	150.2	0.996	1.282	22.549	0.023	17.391	13945.976
SAMPLE_0000274.LAB	3/11/2020	12:25:56	150.1	0.996	1.297	24.083	0.024	17.410	14002.495
SAMPLE_0000275.LAB	3/11/2020	12:26:55	150.1	0.996	1.290	19.170	0.019	17.355	13984.221
SAMPLE_0000276.LAB	3/11/2020	12:27:53	150.1	0.996	1.339	27.838	0.028	17.700	13964.500
SAMPLE_0000277.LAB	3/11/2020	12:28:52	150.2	0.996	1.317	21.492	0.021	17.657	13970.227
SAMPLE_0000278.LAB	3/11/2020	12:29:51	150.1	0.996	1.281	19.594	0.020	17.321	14005.699
SAMPLE_0000279.LAB	3/11/2020	12:30:50	150.1	0.996	1.326	21.365	0.021	17.363	14012.202
SAMPLE_0000280.LAB	3/11/2020	12:31:49	150.2	0.996	1.289	22.608	0.023	17.053	13976.185
SAMPLE_0000281.LAB	3/11/2020	12:32:47	150.1	0.996	1.269	24.077	0.024	17.193	13982.657
SAMPLE_0000282.LAB	3/11/2020	12:33:46	150.1	0.996	1.288	24.400	0.024	17.551	14024.023
SAMPLE_0000283.LAB	3/11/2020	12:34:45	150.2	0.996	1.258	23.567	0.024	17.261	14056.762
SAMPLE_0000284.LAB	3/11/2020	12:35:44	150.1	0.996	1.238	21.216	0.021	17.091	14065.638
SAMPLE_0000285.LAB	3/11/2020	12:36:43	150.1	0.996	1.221	20.262	0.020	17.203	14075.508
SAMPLE_0000286.LAB	3/11/2020	12:37:42	150.1	0.996	1.275	26.051	0.026	17.176	14060.612
SAMPLE_0000287.LAB	3/11/2020	12:38:40	150.1	0.996	1.273	22.313	0.022	17.227	14044.676
SAMPLE_0000288.LAB	3/11/2020	12:39:39	150.0	0.996	1.275	17.267	0.017	17.413	14034.914
SAMPLE_0000289.LAB	3/11/2020	12:40:38	150.2	0.996	1.364	22.660	0.023	17.615	13999.997
SAMPLE_0000290.LAB	3/11/2020	12:41:37	150.1	0.996	1.241	22.215	0.022	17.415	13961.510
SAMPLE_0000291.LAB	3/11/2020	12:42:35	150.1	0.996	1.304	22.097	0.022	17.467	13937.918
SAMPLE_0000292.LAB	3/11/2020	12:43:34	150.2	0.996	1.333	20.945	0.021	17.579	13937.797
SAMPLE_0000293.LAB	3/11/2020	12:44:33	150.1	0.996	1.380	30.482	0.030	17.784	13983.043

Spectrum	Date	Time	Temp	Pressure	Ethane [150C] [74-84-0] [2x8cm-1] [Aromatics Filter]	Ethylene Oxide (ppb)	Ethylene Oxide [150C] [75-21-8] [2x8cm-1] [Aromatics Filter]	Methane [150C] [74-82-8] [2x8cm-1] [Aromatics] [SN110281261]	Water [150C] [7732-18-5] [2x8cm-1] [Aromatics] [SN110281261]
			(C)	(ATM)	Con (ppm)	Con (ppb)	Con (ppm)	Con (ppm)	Con (ppm)
SAMPLE_0000294.LAB	3/11/2020	12:45:32	150.1	0.996	1.273	17.690	0.018	17.302	14032.756
SAMPLE_0000295.LAB	3/11/2020	12:46:31	150.1	0.995	1.213	23.967	0.024	17.069	14039.960
SAMPLE_0000296.LAB	3/11/2020	12:47:29	150.1	0.996	1.237	17.344	0.017	16.916	14012.284
SAMPLE_0000297.LAB	3/11/2020	12:48:28	150.2	0.996	1.243	19.093	0.019	16.979	14018.686
SAMPLE_0000298.LAB	3/11/2020	12:49:27	150.1	0.996	1.314	27.750	0.028	17.575	14050.137
SAMPLE_0000299.LAB	3/11/2020	12:50:26	150.1	0.996	1.301	27.716	0.028	17.636	14088.195
SAMPLE_0000300.LAB	3/11/2020	12:51:25	150.1	0.995	1.312	22.387	0.022	17.603	14115.001
SAMPLE_0000301.LAB	3/11/2020	12:52:24	150.2	0.996	1.328	24.532	0.025	17.883	14123.177
SAMPLE_0000302.LAB	3/11/2020	12:53:22	150.2	0.995	1.363	25.528	0.026	18.059	14089.784
SAMPLE_0000303.LAB	3/11/2020	12:54:21	150.1	0.996	1.325	24.581	0.025	17.799	14086.201
SAMPLE_0000304.LAB	3/11/2020	12:55:20	150.2	0.996	1.284	27.219	0.027	17.775	14076.539
SAMPLE_0000305.LAB	3/11/2020	12:56:19	150.2	0.996	1.287	26.237	0.026	17.591	14094.762
SAMPLE_0000306.LAB	3/11/2020	12:57:17	150.1	0.996	1.296	18.537	0.019	17.255	14102.301
SAMPLE_0000307.LAB	3/11/2020	12:58:16	150.3	0.996	1.337	20.978	0.021	17.878	14074.489
SAMPLE_0000308.LAB	3/11/2020	12:59:15	150.3	0.996	1.326	30.041	0.030	17.885	14064.216
SAMPLE_0000309.LAB	3/11/2020	13:00:14	150.1	0.996	1.330	29.174	0.029	17.800	14061.674
SAMPLE_0000310.LAB	3/11/2020	13:01:13	150.1	0.995	1.369	23.312	0.023	17.768	14090.780
SAMPLE_0000311.LAB	3/11/2020	13:02:12	150.1	0.995	1.342	23.867	0.024	17.745	14135.934
SAMPLE_0000312.LAB	3/11/2020	13:03:10	150.2	0.996	1.321	24.465	0.024	17.330	14160.074
SAMPLE_0000313.LAB	3/11/2020	13:04:09	150.1	0.996	1.318	28.175	0.028	17.513	14164.969
SAMPLE_0000314.LAB	3/11/2020	13:05:08	150.1	0.996	1.347	18.486	0.018	17.606	14139.598
SAMPLE_0000315.LAB	3/11/2020	13:06:07	150.1	0.996	1.279	22.215	0.022	17.132	14119.133
SAMPLE_0000316.LAB	3/11/2020	13:07:06	150.1	0.996	1.315	19.614	0.020	17.594	14098.080
SAMPLE_0000317.LAB	3/11/2020	13:08:04	150.1	0.996	1.302	23.639	0.024	17.439	14100.160
SAMPLE_0000318.LAB	3/11/2020	13:09:03	150.2	0.996	1.329	23.246	0.023	17.392	14092.170
SAMPLE_0000319.LAB	3/11/2020	13:10:02	150.2	0.995	1.292	28.258	0.028	17.445	14121.272
SAMPLE_0000320.LAB	3/11/2020	13:11:01	150.1	0.995	1.331	23.136	0.023	17.571	14142.731
SAMPLE_0000321.LAB	3/11/2020	13:11:59	150.2	0.995	1.303	27.252	0.027	17.464	14133.697
		Minute Average				25.194			14138.214
SAMPLE_0000322.LAB	3/11/2020	13:12:58	150.2	0.996	1.281	25.189	0.025	17.530	14123.411
SAMPLE_0000323.LAB	3/11/2020	13:13:57	150.2	0.996	1.315	24.274	0.024	17.396	14151.145
SAMPLE_0000324.LAB	3/11/2020	13:14:56	150.1	0.996	1.282	18.351	0.018	17.194	14146.199
SAMPLE_0000325.LAB	3/11/2020	13:15:55	150.1	0.996	1.317	19.835	0.020	17.516	14103.085
SAMPLE_0000326.LAB	3/11/2020	13:16:54	150.2	0.996	1.319	19.704	0.020	17.506	14114.974
SAMPLE_0000327.LAB	3/11/2020	13:17:52	150.1	0.996	1.316	27.255	0.027	17.518	14170.208
SAMPLE_0000328.LAB	3/11/2020	13:18:51	150.1	0.996	1.290	26.799	0.027	17.492	14161.212
SAMPLE_0000329.LAB	3/11/2020	13:19:50	150.3	0.995	1.286	13.946	0.014	17.496	14147.686
SAMPLE_0000330.LAB	3/11/2020	13:20:49	150.2	0.996	1.300	25.597	0.026	17.466	14109.808
SAMPLE_0000331.LAB	3/11/2020	13:21:47	150.2	0.995	1.300	24.980	0.025	17.617	14123.169
SAMPLE_0000332.LAB	3/11/2020	13:22:46	150.1	0.995	1.290	19.001	0.019	17.417	14161.632
SAMPLE_0000333.LAB	3/11/2020	13:23:45	150.1	0.996	1.300	27.821	0.028	17.095	14146.359
SAMPLE_0000334.LAB	3/11/2020	13:24:44	150.1	0.996	1.305	19.523	0.020	17.094	14136.440
SAMPLE_0000335.LAB	3/11/2020	13:25:43	150.1	0.995	1.267	21.280	0.021	17.150	14130.956
SAMPLE_0000336.LAB	3/11/2020	13:26:42	150.2	0.996	1.241	24.394	0.024	17.400	14137.095
SAMPLE_0000337.LAB	3/11/2020	13:27:40	150.1	0.996	1.256	19.331	0.019	16.939	14131.678
SAMPLE_0000338.LAB	3/11/2020	13:28:39	150.2	0.995	1.242	24.364	0.024	16.772	14126.248
SAMPLE_0000339.LAB	3/11/2020	13:29:38	150.3	0.996	1.270	23.390	0.023	17.042	14137.088
SAMPLE_0000340.LAB	3/11/2020	13:30:37	150.2	0.996	1.324	25.544	0.026	17.335	14131.438
SAMPLE_0000341.LAB	3/11/2020	13:31:36	150.1	0.996	1.324	22.664	0.023	17.611	14112.609
SAMPLE_0000342.LAB	3/11/2020	13:32:34	150.1	0.995	1.307	24.562	0.025	17.381	14147.871
SAMPLE_0000343.LAB	3/11/2020	13:33:33	150.1	0.995	1.272	22.133	0.022	17.356	14172.836
SAMPLE_0000344.LAB	3/11/2020	13:34:32	150.1	0.995	1.304	19.788	0.020	17.436	14190.984

Spectrum	Date	Time	Temp	Pressure	Ethane [150C] [74-84-0] [2x8cm-1] [Aromatics Filter]	Ethylene Oxide (ppb)	Ethylene Oxide [150C] [75-21-8] [2x8cm-1] [Aromatics Filter]	Methane [150C] [74-82-8] [2x8cm-1] [Aromatics] [SN110281261]	Water [150C] [7732-18-5] [2x8cm-1] [Aromatics] [SN110281261]
			(C)	(ATM)	Con (ppm)	Con (ppb)	Con (ppm)	Con (ppm)	Con (ppm)
SAMPLE_0000345.LAB	3/11/2020	13:35:31	150.1	0.996	1.293	23.562	0.024	17.265	14181.421
SAMPLE_0000346.LAB	3/11/2020	13:36:30	150.1	0.996	1.257	18.842	0.019	17.112	14143.806
SAMPLE_0000347.LAB	3/11/2020	13:37:28	150.1	0.995	1.225	16.697	0.017	16.848	14116.245
SAMPLE_0000348.LAB	3/11/2020	13:38:27	150.2	0.996	1.255	21.118	0.021	16.770	14097.284
SAMPLE_0000349.LAB	3/11/2020	13:39:26	150.1	0.996	1.292	22.407	0.022	16.702	14077.752
SAMPLE_0000350.LAB	3/11/2020	13:40:25	150.1	0.995	1.204	22.781	0.023	16.539	14133.623
SAMPLE_0000351.LAB	3/11/2020	13:41:24	150.1	0.996	1.238	16.592	0.017	16.756	14187.228
SAMPLE_0000352.LAB	3/11/2020	13:42:22	150.2	0.996	1.261	21.863	0.022	16.989	14194.081
SAMPLE_0000353.LAB	3/11/2020	13:43:21	150.0	0.995	1.281	18.823	0.019	17.020	14165.218
SAMPLE_0000354.LAB	3/11/2020	13:44:20	150.1	0.995	1.276	20.203	0.020	17.036	14151.196
SAMPLE_0000355.LAB	3/11/2020	13:45:19	150.1	0.996	1.295	21.407	0.021	16.955	14134.799
SAMPLE_0000356.LAB	3/11/2020	13:46:18	150.1	0.995	1.313	20.690	0.021	17.180	14096.970
SAMPLE_0000357.LAB	3/11/2020	13:47:16	150.1	0.996	1.263	13.329	0.013	17.280	14098.935
SAMPLE_0000358.LAB	3/11/2020	13:48:15	150.2	0.995	1.319	23.343	0.023	17.304	14111.161
SAMPLE_0000359.LAB	3/11/2020	13:49:14	150.1	0.995	1.292	18.715	0.019	17.164	14097.052
SAMPLE_0000360.LAB	3/11/2020	13:50:13	150.2	0.996	1.307	15.166	0.015	17.463	14080.669
SAMPLE_0000361.LAB	3/11/2020	13:51:11	150.1	0.995	1.319	29.115	0.029	17.513	14046.720
SAMPLE_0000362.LAB	3/11/2020	13:52:10	150.1	0.996	1.305	25.838	0.026	17.310	14062.795
SAMPLE_0000363.LAB	3/11/2020	13:53:09	150.1	0.995	1.273	23.582	0.024	17.299	14065.558
SAMPLE_0000364.LAB	3/11/2020	13:54:08	150.1	0.995	1.253	21.577	0.022	17.163	14058.824
SAMPLE_0000365.LAB	3/11/2020	13:55:07	150.0	0.996	1.201	21.638	0.022	16.813	14043.608
SAMPLE_0000366.LAB	3/11/2020	13:56:06	150.1	0.995	1.264	24.369	0.024	17.236	14027.132
SAMPLE_0000367.LAB	3/11/2020	13:57:04	150.1	0.996	1.314	23.944	0.024	17.482	14087.958
SAMPLE_0000368.LAB	3/11/2020	13:58:03	150.1	0.995	1.246	20.284	0.020	17.132	14087.353
SAMPLE_0000369.LAB	3/11/2020	13:59:02	150.1	0.995	1.315	17.148	0.017	17.355	14063.021
SAMPLE_0000370.LAB	3/11/2020	14:00:01	150.1	0.996	1.266	24.551	0.025	17.049	14071.986
SAMPLE_0000371.LAB	3/11/2020	14:01:00	150.1	0.995	1.264	20.288	0.020	17.278	14090.709
SAMPLE_0000372.LAB	3/11/2020	14:01:58	150.1	0.995	1.301	23.707	0.024	17.264	14114.279
		Minute Average				21.997			14102.494
SAMPLE_0000373.LAB	3/11/2020	14:02:57	150.2	0.995	1.268	19.929	0.020	17.083	14106.774
SAMPLE_0000374.LAB	3/11/2020	14:03:56	150.2	0.996	1.304	25.027	0.025	17.317	14101.328
SAMPLE_0000375.LAB	3/11/2020	14:04:55	150.1	0.996	1.307	22.708	0.023	17.455	14082.752
SAMPLE_0000376.LAB	3/11/2020	14:05:54	150.1	0.996	1.288	20.124	0.020	17.548	14101.924
SAMPLE_0000377.LAB	3/11/2020	14:06:52	150.1	0.996	1.316	25.137	0.025	17.789	14141.402
SAMPLE_0000378.LAB	3/11/2020	14:07:51	150.1	0.996	1.314	22.510	0.023	17.597	14163.476
SAMPLE_0000379.LAB	3/11/2020	14:08:50	150.1	0.995	1.304	21.858	0.022	17.625	14172.260
SAMPLE_0000380.LAB	3/11/2020	14:09:49	150.1	0.995	1.325	23.382	0.023	17.504	14131.959
SAMPLE_0000381.LAB	3/11/2020	14:10:48	150.1	0.996	1.306	21.612	0.022	17.551	14131.684
SAMPLE_0000382.LAB	3/11/2020	14:11:46	150.1	0.995	1.243	19.874	0.020	17.011	14109.080
SAMPLE_0000383.LAB	3/11/2020	14:12:45	150.1	0.995	1.291	29.246	0.029	17.450	14126.287
SAMPLE_0000384.LAB	3/11/2020	14:13:44	150.0	0.995	1.308	26.759	0.027	17.346	14122.077
SAMPLE_0000385.LAB	3/11/2020	14:14:43	150.1	0.995	1.281	19.227	0.019	17.284	14123.917
SAMPLE_0000386.LAB	3/11/2020	14:15:41	150.1	0.996	1.297	23.397	0.023	17.599	14115.992
SAMPLE_0000387.LAB	3/11/2020	14:16:40	150.1	0.995	1.287	20.343	0.020	17.232	14106.652
SAMPLE_0000388.LAB	3/11/2020	14:17:39	150.1	0.995	1.285	27.125	0.027	17.205	14134.723
SAMPLE_0000389.LAB	3/11/2020	14:18:38	150.0	0.995	1.259	23.055	0.023	17.017	14138.677
SAMPLE_0000390.LAB	3/11/2020	14:19:37	150.1	0.995	1.258	13.814	0.014	16.664	14125.884
SAMPLE_0000391.LAB	3/11/2020	14:20:36	150.1	0.995	1.224	19.378	0.019	16.610	14115.079
SAMPLE_0000392.LAB	3/11/2020	14:21:34	150.1	0.995	1.196	24.755	0.025	16.447	14118.887
SAMPLE_0000393.LAB	3/11/2020	14:22:33	150.1	0.995	1.217	23.174	0.023	16.922	14130.463
SAMPLE_0000394.LAB	3/11/2020	14:23:32	150.3	0.995	1.290	19.228	0.019	17.102	14123.046
SAMPLE_0000395.LAB	3/11/2020	14:24:31	150.2	0.995	1.298	28.970	0.029	17.144	14102.943

Spectrum	Date	Time	Temp	Pressure	Ethane [150C] [74-84-0] [2x8cm-1] [Aromatics Filter]	Ethylene Oxide (ppb)	Ethylene Oxide [150C] [75-21-8] [2x8cm-1] [Aromatics Filter]	Methane [150C] [74-82-8] [2x8cm-1] [Aromatics] [SN110281261]	Water [150C] [7732-18-5] [2x8cm-1] [Aromatics] [SN110281261]
			(C)	(ATM)	Con (ppm)	Con (ppb)	Con (ppm)	Con (ppm)	Con (ppm)
SAMPLE_0000396.LAB	3/11/2020	14:25:29	150.1	0.995	1.205	20.836	0.021	16.403	14090.979
SAMPLE_0000397.LAB	3/11/2020	14:26:28	150.1	0.995	1.256	32.223	0.032	17.013	14102.474
SAMPLE_0000398.LAB	3/11/2020	14:27:27	150.2	0.995	1.252	20.522	0.021	17.102	14110.507
SAMPLE_0000399.LAB	3/11/2020	14:28:26	150.2	0.995	1.280	31.137	0.031	17.324	14104.471
SAMPLE_0000400.LAB	3/11/2020	14:29:25	150.2	0.995	1.300	27.578	0.028	17.384	14081.978
SAMPLE_0000401.LAB	3/11/2020	14:30:24	150.1	0.995	1.275	22.647	0.023	16.969	14085.922
SAMPLE_0000402.LAB	3/11/2020	14:31:22	150.1	0.995	1.323	30.223	0.030	17.415	14108.396
SAMPLE_0000403.LAB	3/11/2020	14:32:21	150.1	0.995	1.306	35.494	0.035	17.730	14131.095
SAMPLE_0000404.LAB	3/11/2020	14:33:20	150.1	0.995	1.366	32.247	0.032	17.703	14128.267
SAMPLE_0000405.LAB	3/11/2020	14:34:19	150.1	0.995	1.281	29.539	0.030	17.269	14091.662
SAMPLE_0000406.LAB	3/11/2020	14:35:18	150.1	0.995	1.260	27.717	0.028	16.768	14100.218
SAMPLE_0000407.LAB	3/11/2020	14:36:16	150.2	0.995	1.325	37.107	0.037	17.707	14132.042
SAMPLE_0000408.LAB	3/11/2020	14:37:15	150.1	0.995	1.335	40.244	0.040	17.762	14146.498
SAMPLE_0000409.LAB	3/11/2020	14:38:14	150.1	0.995	1.327	36.612	0.037	17.680	14147.198
SAMPLE_0000410.LAB	3/11/2020	14:39:13	150.1	0.995	1.328	34.589	0.035	17.661	14093.027
SAMPLE_0000411.LAB	3/11/2020	14:40:12	150.1	0.995	1.319	34.373	0.034	17.488	14078.619
SAMPLE_0000412.LAB	3/11/2020	14:41:10	150.1	0.995	1.376	51.442	0.051	17.751	14098.001
SAMPLE_0000413.LAB	3/11/2020	14:42:09	150.1	0.995	1.301	34.050	0.034	17.474	14109.717
SAMPLE_0000414.LAB	3/11/2020	14:43:08	150.1	0.995	1.264	35.056	0.035	17.337	14112.349
SAMPLE_0000415.LAB	3/11/2020	14:44:07	150.1	0.995	1.288	37.492	0.037	17.200	14086.166
SAMPLE_0000416.LAB	3/11/2020	14:45:06	150.2	0.995	1.293	37.264	0.037	17.572	14077.433
SAMPLE_0000417.LAB	3/11/2020	14:46:04	150.1	0.995	1.361	46.619	0.047	17.890	14122.465
SAMPLE_0000418.LAB	3/11/2020	14:47:03	150.1	0.995	1.347	41.334	0.041	17.882	14146.232
SAMPLE_0000419.LAB	3/11/2020	14:48:02	150.2	0.995	1.288	41.165	0.041	17.625	14145.600
SAMPLE_0000420.LAB	3/11/2020	14:49:01	150.1	0.995	1.308	36.910	0.037	17.750	14134.539
SAMPLE_0000421.LAB	3/11/2020	14:50:00	150.1	0.995	1.324	34.146	0.034	17.864	14105.704
SAMPLE_0000422.LAB	3/11/2020	14:50:58	150.1	0.994	1.325	38.884	0.039	17.915	14077.225
		Minute Average				36.515			14091.465
SAMPLE_0000423.LAB	3/11/2020	14:51:57	150.1	0.995	1.317	35.956	0.036	17.677	14078.782
SAMPLE_0000424.LAB	3/11/2020	14:52:56	150.3	0.995	1.289	32.276	0.032	17.398	14096.399
SAMPLE_0000425.LAB	3/11/2020	14:53:55	150.1	0.995	1.327	36.483	0.036	17.346	14064.799
SAMPLE_0000426.LAB	3/11/2020	14:54:53	150.1	0.995	1.372	35.374	0.035	17.744	14048.214
SAMPLE_0000427.LAB	3/11/2020	14:55:52	150.1	0.995	1.306	37.468	0.037	17.201	14055.652
SAMPLE_0000428.LAB	3/11/2020	14:56:51	150.1	0.995	1.338	36.743	0.037	17.573	14089.650
SAMPLE_0000429.LAB	3/11/2020	14:57:50	150.1	0.995	1.345	35.500	0.035	17.881	14058.162
SAMPLE_0000430.LAB	3/11/2020	14:58:49	150.3	0.995	1.326	40.400	0.040	17.868	14043.888
SAMPLE_0000431.LAB	3/11/2020	14:59:47	150.1	0.995	1.308	32.797	0.033	17.725	14046.067
SAMPLE_0000432.LAB	3/11/2020	15:00:46	150.0	0.994	1.316	35.759	0.036	17.734	14064.902
SAMPLE_0000433.LAB	3/11/2020	15:01:45	150.1	0.994	1.331	39.932	0.040	17.829	14088.182
SAMPLE_0000434.LAB	3/11/2020	15:02:44	150.1	0.995	1.313	31.983	0.032	17.456	14046.263
SAMPLE_0000435.LAB	3/11/2020	15:03:43	150.2	0.994	1.331	38.789	0.039	17.732	14063.862
SAMPLE_0000436.LAB	3/11/2020	15:04:42	150.1	0.995	1.352	49.127	0.049	17.814	14061.117
SAMPLE_0000437.LAB	3/11/2020	15:05:40	150.1	0.995	1.283	43.295	0.043	17.589	14078.390
SAMPLE_0000438.LAB	3/11/2020	15:06:39	150.1	0.994	1.317	38.077	0.038	17.574	14101.513
SAMPLE_0000439.LAB	3/11/2020	15:07:38	150.0	0.995	1.299	42.353	0.042	17.613	14077.237
SAMPLE_0000440.LAB	3/11/2020	15:08:37	150.2	0.995	1.359	46.419	0.046	17.939	14058.086
SAMPLE_0000441.LAB	3/11/2020	15:09:35	150.1	0.994	1.339	42.883	0.043	17.897	14017.012
SAMPLE_0000442.LAB	3/11/2020	15:10:34	150.2	0.995	1.333	45.198	0.045	17.915	14004.722
SAMPLE_0000443.LAB	3/11/2020	15:11:33	150.1	0.994	1.358	46.043	0.046	18.082	14018.877
SAMPLE_0000444.LAB	3/11/2020	15:12:32	150.3	0.995	1.359	47.430	0.047	17.999	14022.648
SAMPLE_0000445.LAB	3/11/2020	15:13:31	150.2	0.994	1.316	49.917	0.050	17.760	13997.623
SAMPLE_0000446.LAB	3/11/2020	15:14:30	150.1	0.994	1.349	45.262	0.045	17.742	13988.680

Spectrum	Date	Time	Temp	Pressure	Ethane [150C] [74-84-0] [2x8cm-1] [Aromatics Filter]	Ethylene Oxide (ppb)	Ethylene Oxide [150C] [75-21-8] [2x8cm-1] [Aromatics Filter]	Methane [150C] [74-82-8] [2x8cm-1] [Aromatics] [SN110281261]	Water [150C] [7732-18-5] [2x8cm-1] [Aromatics] [SN110281261]
			(C)	(ATM)	Con (ppm)	Con (ppb)	Con (ppm)	Con (ppm)	Con (ppm)
SAMPLE_0000447.LAB	3/11/2020	15:15:28	150.1	0.995	1.358	50.422	0.050	17.744	13980.782
SAMPLE_0000448.LAB	3/11/2020	15:16:27	150.1	0.994	1.333	45.493	0.045	17.824	13966.661
SAMPLE_0000449.LAB	3/11/2020	15:17:26	150.1	0.995	1.344	49.713	0.050	17.733	13955.996
SAMPLE_0000450.LAB	3/11/2020	15:18:25	150.1	0.994	1.300	44.968	0.045	17.697	13937.905
SAMPLE_0000451.LAB	3/11/2020	15:19:24	150.1	0.994	1.309	41.806	0.042	17.791	13917.409
SAMPLE_0000452.LAB	3/11/2020	15:20:22	150.1	0.994	1.371	47.106	0.047	18.063	13973.514
SAMPLE_0000453.LAB	3/11/2020	15:21:21	150.1	0.995	1.341	47.946	0.048	17.771	13974.616
SAMPLE_0000454.LAB	3/11/2020	15:22:20	150.1	0.995	1.297	48.947	0.049	17.362	13970.733
SAMPLE_0000455.LAB	3/11/2020	15:23:19	150.1	0.994	1.304	43.907	0.044	17.561	13938.730
SAMPLE_0000456.LAB	3/11/2020	15:24:18	150.1	0.994	1.349	48.731	0.049	17.857	13932.186
SAMPLE_0000457.LAB	3/11/2020	15:25:16	150.1	0.994	1.358	42.026	0.042	18.153	13930.854
SAMPLE_0000458.LAB	3/11/2020	15:26:15	150.1	0.994	1.349	39.445	0.039	17.805	13919.659
SAMPLE_0000459.LAB	3/11/2020	15:27:14	150.1	0.994	1.369	46.607	0.047	17.815	13897.816
SAMPLE_0000460.LAB	3/11/2020	15:28:13	150.2	0.995	1.300	50.494	0.050	17.446	13877.908
SAMPLE_0000461.LAB	3/11/2020	15:29:12	150.1	0.995	1.305	41.059	0.041	17.491	13852.158
SAMPLE_0000462.LAB	3/11/2020	15:30:10	150.1	0.995	1.354	43.825	0.044	17.907	13862.690
SAMPLE_0000463.LAB	3/11/2020	15:31:09	150.1	0.994	1.332	42.490	0.042	17.794	13885.299
SAMPLE_0000464.LAB	3/11/2020	15:32:08	150.0	0.994	1.308	37.473	0.037	17.470	13858.276
SAMPLE_0000465.LAB	3/11/2020	15:33:07	150.1	0.995	1.325	37.531	0.038	17.657	13815.913
SAMPLE_0000466.LAB	3/11/2020	15:34:06	150.1	0.994	1.252	39.419	0.039	17.697	13796.902
SAMPLE_0000467.LAB	3/11/2020	15:35:04	150.1	0.994	1.365	42.304	0.042	17.832	13796.681
SAMPLE_0000468.LAB	3/11/2020	15:36:03	150.1	0.994	1.405	42.190	0.042	17.945	13808.551
SAMPLE_0000469.LAB	3/11/2020	15:37:02	150.2	0.994	1.345	41.681	0.042	17.762	13799.973
SAMPLE_0000470.LAB	3/11/2020	15:38:01	150.0	0.994	1.328	43.823	0.044	17.752	13784.714
SAMPLE_0000471.LAB	3/11/2020	15:39:00	150.1	0.994	1.322	36.348	0.036	17.696	13807.031
SAMPLE_0000472.LAB	3/11/2020	15:39:58	150.1	0.994	1.373	37.923	0.038	17.756	13806.799
	Minute Average					37.135			13806.915
SAMPLE_0000473.LAB	3/11/2020	15:40:57	150.2	0.994	1.356	41.288	0.041	17.860	13777.243
SAMPLE_0000474.LAB	3/11/2020	15:41:56	150.1	0.994	1.303	39.101	0.039	17.785	13759.056
SAMPLE_0000475.LAB	3/11/2020	15:42:55	150.1	0.994	1.341	33.991	0.034	17.677	13760.619
SAMPLE_0000476.LAB	3/11/2020	15:43:54	150.1	0.994	1.300	32.149	0.032	17.615	13762.395
SAMPLE_0000477.LAB	3/11/2020	15:44:52	150.1	0.994	1.376	38.535	0.039	17.605	13729.777
SAMPLE_0000478.LAB	3/11/2020	15:45:51	150.1	0.994	1.398	37.520	0.038	17.935	13704.134
SAMPLE_0000479.LAB	3/11/2020	15:46:50	150.1	0.994	1.395	44.053	0.044	17.799	13702.956
SAMPLE_0000480.LAB	3/11/2020	15:47:49	150.1	0.994	1.325	38.362	0.038	17.683	13716.516
SAMPLE_0000481.LAB	3/11/2020	15:48:48	150.1	0.994	1.352	42.388	0.042	17.760	13707.862
SAMPLE_0000482.LAB	3/11/2020	15:49:46	150.1	0.994	1.376	40.683	0.041	17.737	13684.959
SAMPLE_0000483.LAB	3/11/2020	15:50:45	150.1	0.994	1.320	42.533	0.043	17.739	13658.286
SAMPLE_0000484.LAB	3/11/2020	15:51:44	150.1	0.993	1.356	40.348	0.040	17.719	13664.336
SAMPLE_0000485.LAB	3/11/2020	15:52:43	150.1	0.994	1.326	34.451	0.034	17.494	13669.294
SAMPLE_0000486.LAB	3/11/2020	15:53:42	150.1	0.993	1.350	36.354	0.036	17.306	13644.920
SAMPLE_0000487.LAB	3/11/2020	15:54:41	150.1	0.994	1.270	40.524	0.041	16.873	13640.834
SAMPLE_0000488.LAB	3/11/2020	15:55:39	150.1	0.993	1.268	36.291	0.036	17.216	13633.257
SAMPLE_0000489.LAB	3/11/2020	15:56:38	150.2	0.994	1.313	39.540	0.040	17.449	13623.410
SAMPLE_0000490.LAB	3/11/2020	15:57:37	150.1	0.993	1.363	41.910	0.042	17.809	13640.727
SAMPLE_0000491.LAB	3/11/2020	15:58:36	150.1	0.994	1.307	33.943	0.034	17.266	13647.742
SAMPLE_0000492.LAB	3/11/2020	15:59:34	150.1	0.994	1.272	37.484	0.037	17.062	13628.673
SAMPLE_0000493.LAB	3/11/2020	16:00:33	150.1	0.994	1.296	41.912	0.042	17.216	13614.966
SAMPLE_0000494.LAB	3/11/2020	16:01:32	150.2	0.993	1.342	38.142	0.038	17.655	13603.122
SAMPLE_0000495.LAB	3/11/2020	16:02:31	150.1	0.993	1.335	48.840	0.049	18.003	13627.448
SAMPLE_0000496.LAB	3/11/2020	16:03:30	150.1	0.994	1.337	40.697	0.041	17.588	13628.913
SAMPLE_0000497.LAB	3/11/2020	16:04:29	150.1	0.994	1.349	39.086	0.039	17.488	13649.959

Spectrum	Date	Time	Temp	Pressure	Ethane [150C] [74-84-0] [2x8cm-1] [Aromatics Filter]	Ethylene Oxide (ppb)	Ethylene Oxide [150C] [75-21-8] [2x8cm-1] [Aromatics Filter]	Methane [150C] [74-82-8] [2x8cm-1] [Aromatics] [SN110281261]	Water [150C] [7732-18-5] [2x8cm-1] [Aromatics] [SN110281261]
			(C)	(ATM)	Con (ppm)	Con (ppb)	Con (ppm)	Con (ppm)	Con (ppm)
SAMPLE_0000498.LAB	3/11/2020	16:05:27	150.2	0.994	1.242	38.075	0.038	17.526	13633.328
SAMPLE_0000499.LAB	3/11/2020	16:06:26	150.1	0.994	1.287	39.496	0.039	17.513	13651.080
SAMPLE_0000500.LAB	3/11/2020	16:07:25	150.1	0.994	1.354	37.797	0.038	17.801	13638.919
SAMPLE_0000501.LAB	3/11/2020	16:08:24	150.1	0.994	1.329	35.212	0.035	17.803	13630.095
SAMPLE_0000502.LAB	3/11/2020	16:09:23	150.1	0.993	1.308	35.594	0.036	17.626	13617.582
SAMPLE_0000503.LAB	3/11/2020	16:10:21	150.2	0.993	1.329	34.058	0.034	17.742	13605.918
SAMPLE_0000504.LAB	3/11/2020	16:11:20	150.1	0.994	1.351	36.463	0.036	17.832	13600.328
SAMPLE_0000505.LAB	3/11/2020	16:12:19	150.1	0.993	1.321	35.208	0.035	17.706	13610.321
SAMPLE_0000506.LAB	3/11/2020	16:13:18	150.2	0.994	1.343	40.687	0.041	17.557	13638.516
SAMPLE_0000507.LAB	3/11/2020	16:14:16	150.2	0.993	1.305	35.231	0.035	17.252	13626.805
SAMPLE_0000508.LAB	3/11/2020	16:15:15	150.1	0.994	1.281	31.173	0.031	17.127	13621.157
SAMPLE_0000509.LAB	3/11/2020	16:16:14	150.1	0.993	1.250	34.941	0.035	16.984	13612.240
SAMPLE_0000510.LAB	3/11/2020	16:17:13	150.1	0.994	1.256	29.938	0.030	16.773	13616.761
SAMPLE_0000511.LAB	3/11/2020	16:18:12	150.1	0.993	1.250	42.537	0.043	16.931	13616.638
SAMPLE_0000512.LAB	3/11/2020	16:19:11	150.1	0.993	1.270	29.816	0.030	17.439	13606.061
SAMPLE_0000513.LAB	3/11/2020	16:20:09	150.3	0.993	1.306	32.940	0.033	17.516	13602.411
SAMPLE_0000514.LAB	3/11/2020	16:21:08	150.1	0.993	1.264	33.722	0.034	17.478	13577.633
SAMPLE_0000515.LAB	3/11/2020	16:22:07	150.1	0.994	1.312	28.685	0.029	17.413	13610.321
SAMPLE_0000516.LAB	3/11/2020	16:23:06	150.1	0.994	1.292	32.098	0.032	17.456	13638.516
SAMPLE_0000517.LAB	3/11/2020	16:24:05	150.2	0.993	1.359	34.665	0.035	17.758	13626.805
SAMPLE_0000518.LAB	3/11/2020	16:25:03	150.2	0.993	1.321	32.413	0.032	17.250	13621.157
SAMPLE_0000519.LAB	3/11/2020	16:26:02	150.2	0.994	1.299	21.978	0.022	17.476	13612.240
SAMPLE_0000520.LAB	3/11/2020	16:27:01	150.1	0.994	1.345	23.781	0.024	17.592	13616.761
SAMPLE_0000521.LAB	3/11/2020	16:28:00	150.1	0.994	1.336	27.519	0.028	17.524	13616.638
SAMPLE_0000522.LAB	3/11/2020	16:28:59	150.1	0.994	1.390	26.157	0.026	17.680	13606.061
		Minute Average				26.838			13611.350
SAMPLE_0000523.LAB	3/11/2020	16:29:57	150.1	0.994	1.342	31.201	0.031	17.464	13602.411
SAMPLE_0000524.LAB	3/11/2020	16:30:56	150.1	0.994	1.345	37.429	0.037	17.722	13577.633
SAMPLE_0000525.LAB	3/11/2020	16:31:55	150.2	0.994	1.361	24.993	0.025	17.555	13570.798
SAMPLE_0000526.LAB	3/11/2020	16:32:54	150.1	0.993	1.270	31.617	0.032	17.637	13575.010
SAMPLE_0000527.LAB	3/11/2020	16:33:53	150.1	0.994	1.376	27.986	0.028	17.791	13575.109
SAMPLE_0000528.LAB	3/11/2020	16:34:51	150.1	0.993	1.375	27.501	0.028	17.850	13565.442
SAMPLE_0000529.LAB	3/11/2020	16:35:50	150.1	0.994	1.295	27.291	0.027	17.690	13551.950
SAMPLE_0000530.LAB	3/11/2020	16:36:49	150.1	0.994	1.350	34.784	0.035	17.552	13562.235
SAMPLE_0000531.LAB	3/11/2020	16:37:48	150.1	0.994	1.342	32.439	0.032	17.675	13560.033
SAMPLE_0000532.LAB	3/11/2020	16:38:47	150.1	0.994	1.330	30.984	0.031	17.672	13590.845
SAMPLE_0000533.LAB	3/11/2020	16:39:45	150.1	0.994	1.380	30.784	0.031	17.765	13561.177
SAMPLE_0000534.LAB	3/11/2020	16:40:44	150.1	0.993	1.369	31.084	0.031	17.765	13559.879
SAMPLE_0000535.LAB	3/11/2020	16:41:43	150.2	0.994	1.316	27.016	0.027	17.602	13581.076
SAMPLE_0000536.LAB	3/11/2020	16:42:42	150.1	0.993	1.317	29.576	0.030	17.729	13566.477
SAMPLE_0000537.LAB	3/11/2020	16:43:41	150.1	0.994	1.404	39.034	0.039	17.643	13565.391
SAMPLE_0000538.LAB	3/11/2020	16:44:39	150.1	0.993	1.358	47.483	0.047	17.670	13544.613
SAMPLE_0000539.LAB	3/11/2020	16:45:38	150.1	0.993	1.404	35.943	0.036	18.049	13517.920
SAMPLE_0000540.LAB	3/11/2020	16:46:37	150.1	0.993	1.342	40.026	0.040	17.788	13533.175
SAMPLE_0000541.LAB	3/11/2020	16:47:36	150.1	0.993	1.385	42.902	0.043	17.579	13533.999
SAMPLE_0000542.LAB	3/11/2020	16:48:35	150.1	0.994	1.312	45.390	0.045	17.632	13536.683
SAMPLE_0000543.LAB	3/11/2020	16:49:33	150.1	0.994	1.326	45.817	0.046	17.451	13538.192
SAMPLE_0000544.LAB	3/11/2020	16:50:32	150.1	0.993	1.361	45.405	0.045	17.700	13515.307
SAMPLE_0000545.LAB	3/11/2020	16:51:31	150.1	0.994	1.300	48.106	0.048	17.797	13515.637
SAMPLE_0000546.LAB	3/11/2020	16:52:30	150.1	0.994	1.358	38.304	0.038	17.595	13513.049
SAMPLE_0000547.LAB	3/11/2020	16:53:29	150.1	0.994	1.338	45.317	0.045	17.809	13513.604
SAMPLE_0000548.LAB	3/11/2020	16:54:28	150.2	0.994	1.384	50.679	0.051	17.844	13516.334

Spectrum	Date	Time	Temp	Pressure	Ethane [150C] [74-84-0] [2x8cm-1] [Aromatics Filter]	Ethylene Oxide (ppb)	Ethylene Oxide [150C] [75-21-8] [2x8cm-1] [Aromatics Filter]	Methane [150C] [74-82-8] [2x8cm-1] [Aromatics] [SN110281261]	Water [150C] [7732-18-5] [2x8cm-1] [Aromatics] [SN110281261]
			(C)	(ATM)	Con (ppm)	Con (ppb)	Con (ppm)	Con (ppm)	Con (ppm)
SAMPLE_0000549.LAB	3/11/2020	16:55:26	150.1	0.994	1.327	48.283	0.048	17.258	13504.577
SAMPLE_0000550.LAB	3/11/2020	16:56:25	150.1	0.993	1.349	46.624	0.047	17.611	13519.429
SAMPLE_0000551.LAB	3/11/2020	16:57:24	150.3	0.994	1.372	42.396	0.042	17.754	13529.134
SAMPLE_0000552.LAB	3/11/2020	16:58:23	150.3	0.993	1.347	38.060	0.038	18.066	13530.098
SAMPLE_0000553.LAB	3/11/2020	16:59:21	150.0	0.994	1.385	45.632	0.046	17.895	13538.952
SAMPLE_0000554.LAB	3/11/2020	17:00:20	150.1	0.993	1.372	36.677	0.037	17.579	13534.310
SAMPLE_0000555.LAB	3/11/2020	17:01:19	150.1	0.994	1.362	49.342	0.049	17.837	13527.186
SAMPLE_0000556.LAB	3/11/2020	17:02:18	150.3	0.993	1.343	39.083	0.039	17.823	13520.637
SAMPLE_0000557.LAB	3/11/2020	17:03:17	150.1	0.994	1.405	39.276	0.039	17.524	13523.545
SAMPLE_0000558.LAB	3/11/2020	17:04:16	150.1	0.994	1.352	43.810	0.044	17.830	13517.474
SAMPLE_0000559.LAB	3/11/2020	17:05:14	150.0	0.993	1.398	37.350	0.037	17.709	13539.515
SAMPLE_0000560.LAB	3/11/2020	17:06:13	150.1	0.994	1.334	40.220	0.040	17.566	13516.527
SAMPLE_0000561.LAB	3/11/2020	17:07:12	150.1	0.994	1.333	45.051	0.045	17.612	13537.188
SAMPLE_0000562.LAB	3/11/2020	17:08:11	150.1	0.994	1.320	40.244	0.040	17.645	13540.703
SAMPLE_0000563.LAB	3/11/2020	17:09:10	150.1	0.994	1.386	48.620	0.049	18.090	13535.654
SAMPLE_0000564.LAB	3/11/2020	17:10:08	150.1	0.993	1.340	46.920	0.047	17.826	13530.217
SAMPLE_0000565.LAB	3/11/2020	17:11:07	150.1	0.993	1.344	43.917	0.044	17.739	13544.913
SAMPLE_0000566.LAB	3/11/2020	17:12:06	150.1	0.993	1.393	38.528	0.039	17.974	13525.129
SAMPLE_0000567.LAB	3/11/2020	17:13:05	150.1	0.993	1.385	43.637	0.044	17.995	13527.587
SAMPLE_0000568.LAB	3/11/2020	17:14:04	150.2	0.993	1.326	40.318	0.040	17.108	13524.138
SAMPLE_0000569.LAB	3/11/2020	17:15:02	150.1	0.994	1.301	45.110	0.045	17.384	13524.612
SAMPLE_0000570.LAB	3/11/2020	17:16:01	150.1	0.994	1.334	36.745	0.037	17.498	13516.916
SAMPLE_0000571.LAB	3/11/2020	17:17:00	150.1	0.994	1.351	42.602	0.043	17.837	13505.117
SAMPLE_0000572.LAB	3/11/2020	17:17:59	150.1	0.994	1.368	41.654	0.042	17.910	13522.949
		Minute Average				42.128			13514.033
SAMPLE_0000573.LAB	3/11/2020	17:18:58	150.1	0.993	1.359	36.929	0.037	17.799	13525.413
SAMPLE_0000574.LAB	3/11/2020	17:19:56	150.2	0.994	1.374	43.391	0.043	17.833	13522.485
SAMPLE_0000575.LAB	3/11/2020	17:20:55	150.1	0.994	1.346	44.211	0.044	17.517	13531.580
SAMPLE_0000576.LAB	3/11/2020	17:21:54	150.1	0.994	1.357	43.866	0.044	17.569	13533.033
SAMPLE_0000577.LAB	3/11/2020	17:22:53	150.1	0.994	1.347	43.262	0.043	17.651	13541.983
SAMPLE_0000578.LAB	3/11/2020	17:23:52	150.1	0.994	1.362	48.138	0.048	17.850	13524.677
SAMPLE_0000579.LAB	3/11/2020	17:24:50	150.1	0.993	1.377	57.984	0.058	18.022	13508.596
SAMPLE_0000580.LAB	3/11/2020	17:25:49	150.1	0.994	1.411	50.153	0.050	18.117	13503.609
SAMPLE_0000581.LAB	3/11/2020	17:26:48	150.1	0.994	1.361	49.342	0.049	17.889	13504.521
SAMPLE_0000582.LAB	3/11/2020	17:27:47	150.1	0.993	1.338	50.786	0.051	17.460	13495.209
SAMPLE_0000583.LAB	3/11/2020	17:28:46	150.3	0.993	1.292	48.701	0.049	17.397	13506.546
SAMPLE_0000584.LAB	3/11/2020	17:29:44	150.1	0.993	1.317	45.884	0.046	17.684	13502.621
SAMPLE_0000585.LAB	3/11/2020	17:30:43	150.3	0.994	1.343	46.666	0.047	17.919	13473.274
SAMPLE_0000586.LAB	3/11/2020	17:31:42	150.1	0.993	1.360	51.883	0.052	17.844	13462.848
SAMPLE_0000587.LAB	3/11/2020	17:32:41	150.1	0.993	1.347	44.042	0.044	17.871	13462.118
SAMPLE_0000588.LAB	3/11/2020	17:33:40	150.1	0.994	1.341	51.499	0.051	17.837	13485.039
SAMPLE_0000589.LAB	3/11/2020	17:34:38	150.1	0.994	1.334	49.004	0.049	17.902	13488.082
SAMPLE_0000590.LAB	3/11/2020	17:35:37	150.1	0.994	1.317	52.650	0.053	17.695	13502.172
SAMPLE_0000591.LAB	3/11/2020	17:36:36	150.0	0.994	1.326	54.825	0.055	17.718	13521.305
SAMPLE_0000592.LAB	3/11/2020	17:37:35	150.0	0.993	1.323	65.569	0.066	17.926	13506.316
SAMPLE_0000593.LAB	3/11/2020	17:38:34	150.0	0.994	1.338	53.393	0.053	17.941	13494.055
SAMPLE_0000594.LAB	3/11/2020	17:39:33	150.1	0.993	1.403	59.901	0.060	18.259	13477.254
SAMPLE_0000595.LAB	3/11/2020	17:40:31	150.1	0.994	1.308	50.557	0.051	17.623	13476.758
SAMPLE_0000596.LAB	3/11/2020	17:41:30	150.0	0.993	1.288	54.679	0.055	17.707	13487.254
SAMPLE_0000597.LAB	3/11/2020	17:42:29	150.1	0.994	1.304	59.612	0.060	17.821	13482.093
SAMPLE_0000598.LAB	3/11/2020	17:43:28	150.1	0.993	1.319	60.707	0.061	17.963	13486.217
SAMPLE_0000599.LAB	3/11/2020	17:44:27	150.1	0.993	1.319	68.800	0.069	18.078	13459.731

MONTROSE
AIR QUALITY SERVICES

Spectrum	Date	Time	Temp	Pressure	Ethane [150C] [74-84-0] [2x8cm-1] [Aromatics Filter]	Ethylene Oxide (ppb)	Ethylene Oxide [150C] [75-21-8] [2x8cm-1] [Aromatics Filter]	Methane [150C] [74-82-8] [2x8cm-1] [Aromatics] [SN110281261]	Water [150C] [7732-18-5] [2x8cm-1] [Aromatics] [SN110281261]
			(C)	(ATM)	Con (ppm)	Con (ppb)	Con (ppm)	Con (ppm)	Con (ppm)
SAMPLE_0000600.LAB	3/11/2020	17:45:25	150.0	0.994	1.299	64.259	0.064	17.882	13438.315
SAMPLE_0000601.LAB	3/11/2020	17:46:24	150.0	0.993	1.327	61.350	0.061	17.885	13449.219
SAMPLE_0000602.LAB	3/11/2020	17:47:23	150.1	0.993	1.281	54.087	0.054	17.829	13431.964
SAMPLE_0000603.LAB	3/11/2020	17:48:22	150.0	0.993	1.285	59.274	0.059	18.239	13431.953
SAMPLE_0000604.LAB	3/11/2020	17:49:21	150.0	0.994	1.347	64.687	0.065	18.341	13418.884
SAMPLE_0000605.LAB	3/11/2020	17:50:20	150.0	0.994	1.298	62.526	0.063	17.759	13410.127
SAMPLE_0000606.LAB	3/11/2020	17:51:18	150.1	0.993	1.294	56.765	0.057	17.743	13419.880
SAMPLE_0000607.LAB	3/11/2020	17:52:17	150.0	0.994	1.271	59.386	0.059	17.885	13409.464
SAMPLE_0000608.LAB	3/11/2020	17:53:16	150.0	0.994	1.297	51.845	0.052	17.867	13390.646
SAMPLE_0000609.LAB	3/11/2020	17:54:15	150.1	0.994	1.254	51.005	0.051	17.554	13398.590
SAMPLE_0000610.LAB	3/11/2020	17:55:14	149.9	0.994	1.271	56.428	0.056	17.850	13398.283
SAMPLE_0000611.LAB	3/11/2020	17:56:12	150.1	0.994	1.263	58.245	0.058	17.638	13391.837
SAMPLE_0000612.LAB	3/11/2020	17:57:11	150.0	0.994	1.266	51.639	0.052	17.854	13380.100
SAMPLE_0000613.LAB	3/11/2020	17:58:10	150.1	0.994	1.259	50.731	0.051	18.113	13361.326
SAMPLE_0000614.LAB	3/11/2020	17:59:09	149.9	0.994	1.288	45.888	0.046	17.782	13387.296
SAMPLE_0000615.LAB	3/11/2020	18:00:08	150.0	0.994	1.302	52.519	0.053	17.795	13371.426
SAMPLE_0000616.LAB	3/11/2020	18:01:07	149.9	0.994	1.283	46.699	0.047	17.578	13371.973
SAMPLE_0000617.LAB	3/11/2020	18:02:05	150.1	0.994	1.249	46.306	0.046	17.639	13361.193
SAMPLE_0000618.LAB	3/11/2020	18:03:04	150.1	0.994	1.275	48.689	0.049	17.966	13381.251
SAMPLE_0000619.LAB	3/11/2020	18:04:03	150.1	0.994	1.299	45.341	0.045	17.745	13355.841
SAMPLE_0000620.LAB	3/11/2020	18:05:02	150.1	0.993	1.281	44.930	0.045	17.856	13349.979
SAMPLE_0000621.LAB	3/11/2020	18:06:01	150.1	0.994	1.232	49.489	0.049	17.792	13353.600
SAMPLE_0000622.LAB	3/11/2020	18:06:59	150.0	0.993	1.267	49.394	0.049	18.043	13353.600
		Minute Average				49.442			13353.600
SAMPLE_0000623.LAB	3/11/2020	18:07:58	150.0	0.994	1.297	54.221	0.054	18.118	13350.745
SAMPLE_0000624.LAB	3/11/2020	18:08:57	150.0	0.993	1.286	47.661	0.048	18.131	13374.755
SAMPLE_0000625.LAB	3/11/2020	18:09:56	150.0	0.994	1.256	52.281	0.052	18.075	13331.539
SAMPLE_0000626.LAB	3/11/2020	18:10:55	150.1	0.994	1.263	40.887	0.041	17.943	13327.630
SAMPLE_0000627.LAB	3/11/2020	18:11:54	150.0	0.994	1.251	43.278	0.043	17.953	13329.116
SAMPLE_0000628.LAB	3/11/2020	18:12:52	150.1	0.994	1.257	45.540	0.046	18.103	13318.509
SAMPLE_0000629.LAB	3/11/2020	18:13:51	150.1	0.994	1.270	44.259	0.044	18.060	13312.041
SAMPLE_0000630.LAB	3/11/2020	18:14:50	150.1	0.993	1.300	49.004	0.049	18.126	13305.730
SAMPLE_0000631.LAB	3/11/2020	18:15:49	150.1	0.994	1.288	53.104	0.053	18.380	13319.256
SAMPLE_0000632.LAB	3/11/2020	18:16:48	150.0	0.994	1.226	54.509	0.055	18.521	13322.571
SAMPLE_0000633.LAB	3/11/2020	18:17:46	150.0	0.994	1.205	56.635	0.057	17.894	13302.615
SAMPLE_0000634.LAB	3/11/2020	18:18:45	150.1	0.994	1.245	55.499	0.055	17.644	13288.840
SAMPLE_0000635.LAB	3/11/2020	18:19:44	150.1	0.994	1.238	48.832	0.049	17.895	13303.808
SAMPLE_0000636.LAB	3/11/2020	18:20:43	150.1	0.995	1.210	46.589	0.047	17.997	13315.107
SAMPLE_0000637.LAB	3/11/2020	18:21:42	150.0	0.994	1.237	47.394	0.047	18.248	13313.782
SAMPLE_0000638.LAB	3/11/2020	18:22:41	150.1	0.994	1.220	42.078	0.042	18.154	13306.069
SAMPLE_0000639.LAB	3/11/2020	18:23:39	150.1	0.994	1.244	44.905	0.045	18.046	13302.066
SAMPLE_0000640.LAB	3/11/2020	18:24:38	150.0	0.994	1.230	46.603	0.047	17.811	13310.246
SAMPLE_0000641.LAB	3/11/2020	18:25:37	150.1	0.994	1.266	40.307	0.040	18.064	13309.805
SAMPLE_0000642.LAB	3/11/2020	18:26:36	150.1	0.994	1.328	49.313	0.049	18.399	13289.819
SAMPLE_0000643.LAB	3/11/2020	18:27:35	150.0	0.994	1.275	45.075	0.045	18.421	13284.874
SAMPLE_0000644.LAB	3/11/2020	18:28:34	150.1	0.994	1.206	49.903	0.050	17.999	13274.761
SAMPLE_0000645.LAB	3/11/2020	18:29:32	150.1	0.993	1.238	76.763	0.077	18.225	13262.053
SAMPLE_0000646.LAB	3/11/2020	18:30:31	150.1	0.994	1.250	61.821	0.062	18.119	13559.434
SAMPLE_0000647.LAB	3/11/2020	18:31:30	150.0	0.994	1.242	70.479	0.070	18.343	14587.035
SAMPLE_0000648.LAB	3/11/2020	18:32:29	150.0	0.994	1.230	74.391	0.074	18.133	14568.462
SAMPLE_0000649.LAB	3/11/2020	18:33:28	150.0	0.994	1.186	63.868	0.064	17.300	14555.945
SAMPLE_0000650.LAB	3/11/2020	18:34:26	149.8	0.994	1.186	52.895	0.053	17.879	14554.166

Spectrum	Date	Time	Temp	Pressure	Ethane [150C] [74-84-0] [2x8cm-1] [Aromatics Filter]	Ethylene Oxide (ppb)	Ethylene Oxide [150C] [75-21-8] [2x8cm-1] [Aromatics Filter]	Methane [150C] [74-82-8] [2x8cm-1] [Aromatics] [SN110281261]	Water [150C] [7732-18-5] [2x8cm-1] [Aromatics] [SN110281261]
			(C)	(ATM)	Con (ppm)	Con (ppb)	Con (ppm)	Con (ppm)	Con (ppm)
SAMPLE_0000651.LAB	3/11/2020	18:35:25	150.0	0.995	1.201	51.819	0.052	18.137	14569.562
ZERO SYSTEM_0000652.LAB	3/11/2020	18:37:05	150.1	0.994	1.207	42.959	0.043	18.140	14561.592
ZERO SYSTEM_0000653.LAB	3/11/2020	18:38:04	150.1	0.995	1.170	46.026	0.046	18.019	14552.797
ZERO SYSTEM_0000654.LAB	3/11/2020	18:39:03	150.1	0.995	0.202	36.209	0.036	4.124	3677.766
ZERO SYSTEM_0000655.LAB	3/11/2020	18:40:02	150.1	0.995	-0.235	-2.181	0.000	0.046	170.807
ZERO SYSTEM_0000656.LAB	3/11/2020	18:41:01	150.1	0.993	-0.221	-12.885	-0.013	0.040	140.110
CTS SYSTEM_0000657.LAB	3/11/2020	18:42:04	149.9	0.994	1.187	16.460	0.016	17.265	11939.899
CTS SYSTEM_0000658.LAB	3/11/2020	18:42:19	150.1	0.994	1.121	11.513	0.012	17.539	13124.420
CTS SYSTEM_0000659.LAB	3/11/2020	18:42:34	150.0	0.994	1.167	32.205	0.032	17.841	13410.613
CTS SYSTEM_0000660.LAB	3/11/2020	18:42:49	150.0	0.994	1.203	22.932	0.023	17.851	13575.073
CTS SYSTEM_0000661.LAB	3/11/2020	18:43:03	150.0	0.994	1.192	34.864	0.035	17.575	13697.263
CTS SYSTEM_0000662.LAB	3/11/2020	18:43:18	149.9	0.994	1.170	22.475	0.022	17.478	13754.493
CTS SYSTEM_0000663.LAB	3/11/2020	18:43:33	150.1	0.995	1.103	26.824	0.027	17.437	13852.560
CTS SYSTEM_0000664.LAB	3/11/2020	18:43:47	150.0	0.994	1.098	1049.102	1.049	56.708	4385.357
CTS SYSTEM_0000665.LAB	3/11/2020	18:44:02	150.0	0.994	0.055	480.124	0.480	103.404	165.655
CTS SYSTEM_0000666.LAB	3/11/2020	18:44:17	150.1	0.994	0.061	450.360	0.450	101.963	104.262
CTS SYSTEM_0000667.LAB	3/11/2020	18:44:31	150.1	0.994	0.063	449.403	0.449	101.439	68.935
CTS SYSTEM_0000668.LAB	3/11/2020	18:44:46	150.0	0.994	-0.060	453.507	0.454	101.401	38.450
CTS SYSTEM_0000669.LAB	3/11/2020	18:45:01	150.0	0.994	0.021	445.850	0.446	101.427	38.300
CTS SYSTEM_0000670.LAB	3/11/2020	18:45:16	150.1	0.994	-0.047	445.917	0.446	98.924	133.628
CAL SYSTEM_0000671.LAB	3/11/2020	18:45:30	150.1	0.995	6.385	156.156	0.156	28.718	9586.661
CAL SYSTEM_0000672.LAB	3/11/2020	18:45:45	150.0	0.995	489.236	1965.017	1.965	4.173	600.329
CAL SYSTEM_0000673.LAB	3/11/2020	18:46:00	150.0	0.994	529.795	2093.290	2.093	-0.349	149.646
CAL SYSTEM_0000674.LAB	3/11/2020	18:46:14	150.0	0.994	530.471	2122.771	2.123	-0.399	127.437
CAL SYSTEM_0000675.LAB	3/11/2020	18:46:29	150.1	0.995	530.038	2141.538	2.142	-0.437	112.529
CAL SYSTEM_0000676.LAB	3/11/2020	18:46:44	150.1	0.994	531.584	2144.221	2.144	-0.442	109.962
CAL SYSTEM_0000677.LAB	3/11/2020	18:46:59	150.0	0.994	531.306	2154.813	2.155	-0.464	116.221
CAL SYSTEM_0000678.LAB	3/11/2020	18:47:13	150.1	0.994	530.934	2174.103	2.174	-0.476	97.505
CAL SYSTEM_0000679.LAB	3/11/2020	18:47:28	150.1	0.995	531.079	2182.994	2.183	-0.468	108.246
CAL SYSTEM_0000680.LAB	3/11/2020	18:47:43	150.1	0.994	531.766	2193.555	2.194	-0.495	107.152
CAL SYSTEM_0000681.LAB	3/11/2020	18:47:57	150.0	0.995	531.337	2189.920	2.190	-0.482	94.486
CAL SYSTEM_0000682.LAB	3/11/2020	18:48:12	150.0	0.994	531.196	2197.108	2.197	-0.479	95.905
CAL SYSTEM_0000683.LAB	3/11/2020	18:48:27	150.1	0.994	531.496	2193.960	2.194	-0.490	100.965
CAL SYSTEM_0000684.LAB	3/11/2020	18:48:41	150.0	0.995	531.426	2208.082	2.208	-0.496	98.961
CAL SYSTEM_0000685.LAB	3/11/2020	18:48:56	150.1	0.994	531.568	2198.516	2.199	-0.499	107.622
CAL SYSTEM_0000686.LAB	3/11/2020	18:49:11	150.0	0.994	532.353	2216.148	2.216	-0.500	82.065
CAL SYSTEM_0000687.LAB	3/11/2020	18:49:26	150.1	0.994	520.656	2173.493	2.173	-0.458	66.243
CAL SYSTEM_0000688.LAB	3/11/2020	18:49:40	150.1	0.994	72.878	402.338	0.402	0.038	-43.358
CAL SYSTEM_0000689.LAB	3/11/2020	18:49:55	150.0	0.995	53.431	219.161	0.219	0.070	203.011
CAL SYSTEM_0000690.LAB	3/11/2020	18:50:10	150.1	0.994	53.164	200.744	0.201	0.077	187.795
CAL SYSTEM_0000691.LAB	3/11/2020	18:50:24	150.1	0.995	52.868	213.358	0.213	0.079	182.329
CAL SYSTEM_0000692.LAB	3/11/2020	18:51:16	150.1	0.993	52.883	214.519	0.215	0.081	191.515
CAL SYSTEM_0000693.LAB	3/11/2020	18:51:31	150.1	0.995	52.560	198.781	0.199	0.086	183.034
CAL SYSTEM_0000694.LAB	3/11/2020	18:51:45	150.1	0.994	52.570	202.849	0.203	0.065	179.929
CAL SYSTEM_0000695.LAB	3/11/2020	18:52:00	150.0	0.995	52.551	200.740	0.201	0.085	185.072
CAL SYSTEM_0000696.LAB	3/11/2020	18:52:15	150.1	0.995	52.614	207.263	0.207	0.085	190.180
CAL SYSTEM_0000697.LAB	3/11/2020	18:52:29	150.0	0.994	52.574	207.771	0.208	0.081	182.238
CAL SYSTEM_0000698.LAB	3/11/2020	18:52:44	150.1	0.994	52.522	205.443	0.205	0.070	186.866
CAL SYSTEM_0000699.LAB	3/11/2020	18:52:59	150.1	0.994	52.552	223.444	0.223	0.068	192.127
CAL SYSTEM_0000700.LAB	3/11/2020	18:53:13	150.1	0.995	86.042	422.025	0.422	0.130	283.072
CAL SYSTEM_0000701.LAB	3/11/2020	18:53:28	150.0	0.995	523.691	2153.539	2.154	-0.517	73.398
CAL SYSTEM_0000702.LAB	3/11/2020	18:53:43	150.0	0.994	531.377	2216.035	2.216	-0.518	84.548

Spectrum	Date	Time	Temp	Pressure	Ethane [150C] [74-84-0] [2x8cm-1] [Aromatics Filter]	Ethylene Oxide (ppb)	Ethylene Oxide [150C] [75-21-8] [2x8cm-1] [Aromatics Filter]	Methane [150C] [74-82-8] [2x8cm-1] [Aromatics] [SN110281261]	Water [150C] [7732-18-5] [2x8cm-1] [Aromatics] [SN110281261]
			(C)	(ATM)	Con (ppm)	Con (ppb)	Con (ppm)	Con (ppm)	Con (ppm)
CAL SYSTEM_0000703.LAB	3/11/2020	18:53:58	150.1	0.994	531.927	2219.833	2.220	-0.506	85.152
CAL SYSTEM_0000704.LAB	3/11/2020	18:54:12	150.0	0.995	531.104	2224.727	2.225	-0.515	68.809
CAL SYSTEM_0000705.LAB	3/11/2020	18:54:27	150.1	0.994	531.907	2233.120	2.233	-0.528	87.269
CAL SYSTEM_0000706.LAB	3/11/2020	18:54:42	150.0	0.994	532.416	2217.835	2.218	-0.520	89.084
CAL SYSTEM_0000707.LAB	3/11/2020	18:54:56	150.1	0.994	532.174	2233.700	2.234	-0.508	97.185
CAL SYSTEM_0000708.LAB	3/11/2020	18:55:11	150.0	0.995	531.436	2227.659	2.228	-0.527	89.016

MONTROSE
AIR QUALITY SERVICES

Dataset Name:	Compliance Test Run #3
Project Name:	Medline Waukegan, IL
Project Date:	3/12/2020
Sample Description:	ETO Abatement System Common Stack
Sample Temperature (C):	N/A
Testing Professional:	William C. James
Analysis Date:	3/16/2020
Instrument Method:	USEPA Method 320 and PS 15
Quant Method:	StarBoost Ethylene Oxide [Aromatics Filter] copy
Results Averaging:	
Dataset Comments:	

Gas	Span
Ethane [150C] [74-84-0] [2x8cm-1] [Aromatics Filter]	NA
Ethylene Oxide (ppb)	NA
Ethylene Oxide [150C] [75-21-8] [2x8cm-1] [Aromatics Filter]	NA
Filter Interference 3	NA
Methane [150C] [74-82-8] [2x8cm-1] [Aromatics Filter] [SN110281261]	NA
Water [150C] [7732-18-5] [2x8cm-1] [Aromatics Filter] [SN110281261]	NA
MAX.MKS.BADSCANCOUNT	NA
MAX.MKS.LASERPP	NA

MONTROSE
AIR QUALITY SERVICES

Test Run Calibration and System Performance Check

Run ID: Compliance Test Run #3
Date: 3/12/2020

Cylinder Standards Information:	Value	Cylinder ID
CTS Methane	100.3	Airgas CC-420194
Ethylene Oxide/513.9 Ethane	2.286	Airgas CC-717111
Ethylene Oxide dilution	228.6	Low level 100:1 dilution

Spectrum Comments	Analyte	Spectrum	Date	Time	Ethylene Oxide (ppb)	Ethylene Oxide (ppm)	Methane (ppm)	Pass +/- 5.0% Diff?
Interferometer Direct Zero N2	zero Ethylene/Ethane/CH4/H2O	ZERO DIRECT_0000014.LAB	3/12/2020	07:03:12	-2.9937	-0.0030	0.3480	OK
Interferometer Direct CTS inject	S12 ppm ethane/100.3 ppm CH4	CTS DIRECT_0000024.LAB	3/12/2020	07:08:04			103.0596	YES
Interferometer Direct Calibration Check Std inject	2.286 ppm ethylene oxide	CAL DIRECT_0000031.LAB	3/12/2020	07:10:00	2309.6843	2.3097		YES
Interferometer Direct Calibration Low Check Std. inject	228.6 ppb ethylene oxide	CAL DIRECT_0000036.LAB	3/12/2020	07:11:14	235.1109	0.2351		YES
Pre Test System Check:								
Sample System Zero N2	zero Ethylene/Ethane/CH4/H2O	ZERO SYSTEM_0000038.LAB	3/12/2020	07:13:19	-1.5538	-0.0010	-0.6960	OK
Sample System CTS inject	S12 ppm ethane/100 ppm CH4	CTS SYSTEM_0000043.LAB	3/12/2020	07:16:16			102.5468	YES
Sample System Calibration Check Std inject	2.286 ppm ethylene oxide	CAL SYSTEM_0000061.LAB	3/12/2020	07:23:37	2190.8192	2.1908		YES
Sample SystemCalibration Low Check Std. inject	228.6 ppb ethylene oxide	SPIKE_0000068.LA8	3/12/2020	07:25:20	222.5556	0.2226		YES
Post-Test System Check:								
Sample System Zero N2	zero Ethylene/Ethane/CH4/H2O	ZERO SYSTEM_0000775.LA8	3/12/2020	18:50:01	-7.2801	-0.0073	0.0657	OK
Sample System CTS inject	512 ppm ethane/100 ppm CH4	CTS SYSTEM_0000790.LA8	3/12/2020	18:56:26			99.8958	YES
Sample System Calibration Check Std inject	2.286 ppm ethylene oxide	CAL SYSTEM_0000850.LA8	3/12/2020	19:11:39	2208.0134	2.2080		YES
Sample SystemCalibration Low Check Std. inject	228.6 ppb ethylene oxide	SPIKE_0000860.LA8	3/12/2020	19:14:06	219.8409	0.2198		YES

Spectrum	Date	Time	Temp	Pressure	Ethane [150C] [74-84-0] [2x8cm-1] [Aromatics Filter]	Ethylene Oxide (ppb)	Ethylene Oxide [150C] [75-21-8] [2x8cm-1] [Aromatics Filter]	Methane [150C] [74-82-8] [2x8cm-1] [Aromatics Filter] [SN110281261]	Water [150C] [7732-18-5] [2x8cm-1] [Aromatics Filter] [SN110281261]
			(C)	(ATM)	Con (ppm)	Con (ppb)	Con (ppm)	Con (ppm)	Con (ppm)
ZERO DIRECT_0000001.LAB	3/12/2020	06:50:27	150.0	0.992	-0.564	-15.249	-0.015	-0.761	135.895
ZERO DIRECT_0000002.LAB	3/12/2020	06:51:26	150.0	0.992	-0.591	-19.248	-0.019	-0.666	141.799
ZERO DIRECT_0000003.LAB	3/12/2020	06:52:25	150.0	0.991	-0.649	-16.987	-0.017	-0.718	134.769
ZERO DIRECT_0000004.LAB	3/12/2020	06:53:23	150.0	0.991	-0.618	-18.511	-0.019	-0.791	140.519
ZERO DIRECT_0000005.LAB	3/12/2020	06:54:22	150.2	0.992	-0.611	-9.355	-0.009	-0.685	134.552
ZERO DIRECT_0000006.LAB	3/12/2020	06:55:21	150.1	0.992	-0.555	-16.278	-0.016	-0.785	138.196
ZERO DIRECT_0000007.LAB	3/12/2020	06:56:20	150.1	0.993	-0.474	-35.093	-0.035	-2.628	9833.622
ZERO DIRECT_0000008.LAB	3/12/2020	06:57:19	150.2	0.990	0.076	-40.513	-0.041	3.359	10647.518
ZERO DIRECT_0000009.LAB	3/12/2020	06:58:18	150.1	0.992	0.079	-30.536	-0.031	1.689	12288.633
ZERO DIRECT_0000010.LAB	3/12/2020	06:59:16	150.1	0.988	0.028	-17.559	-0.018	1.515	12838.129
ZERO DIRECT_0000011.LAB	3/12/2020	07:00:15	150.2	0.988	0.027	-0.621	-0.001	0.205	14062.665
ZERO DIRECT_0000012.LAB	3/12/2020	07:01:14	150.4	0.988	0.002	-2.648	-0.003	0.160	13981.228
ZERO DIRECT_0000013.LAB	3/12/2020	07:02:13	150.3	0.988	0.000	0.000	0.000	0.000	14230.797
ZERO DIRECT_0000014.LAB	3/12/2020	07:03:12	150.4	0.988	0.019	-2.994	-0.003	0.348	14036.557
ZERO DIRECT_0000015.LAB	3/12/2020	07:04:11	150.2	0.989	0.056	5.347	0.005	0.286	14219.793
ZERO DIRECT_0000016.LAB	3/12/2020	07:05:09	150.3	0.988	0.013	-4.984	-0.005	0.167	14042.305
CTS DIRECT_0000017.LAB	3/12/2020	07:06:21	150.1	0.991	0.132	570.340	0.570	82.868	-11.989
CTS DIRECT_0000018.LAB	3/12/2020	07:06:36	150.2	0.991	0.006	358.861	0.359	103.585	-6.343
CTS DIRECT_0000019.LAB	3/12/2020	07:06:51	150.1	0.992	0.112	360.165	0.360	103.381	-19.394
CTS DIRECT_0000020.LAB	3/12/2020	07:07:05	150.2	0.991	0.056	360.061	0.360	103.482	-15.057
CTS DIRECT_0000021.LAB	3/12/2020	07:07:20	150.1	0.992	0.147	359.031	0.359	103.081	-26.458
CTS DIRECT_0000022.LAB	3/12/2020	07:07:35	150.3	0.990	0.092	375.602	0.376	103.091	-17.035
CTS DIRECT_0000023.LAB	3/12/2020	07:07:50	150.2	0.990	0.034	358.280	0.358	103.064	-21.090
CTS DIRECT_0000024.LAB	3/12/2020	07:08:04	150.3	0.990	0.019	353.400	0.353	103.060	-35.094
CTS DIRECT_0000025.LAB	3/12/2020	07:08:32	150.3	0.990	0.018	355.455	0.355	103.013	-31.308
CAL DIRECT_0000026.LAB	3/12/2020	07:08:47	150.2	0.988	-0.061	349.707	0.350	103.168	-19.649
CAL DIRECT_0000027.LAB	3/12/2020	07:09:01	150.1	0.989	-0.075	347.544	0.348	72.371	-0.830
CAL DIRECT_0000028.LAB	3/12/2020	07:09:16	150.2	0.990	323.301	1818.361	1.818	10.603	334.863
CAL DIRECT_0000029.LAB	3/12/2020	07:09:31	150.1	0.990	531.893	2304.462	2.304	-0.965	79.353
CAL DIRECT_0000030.LAB	3/12/2020	07:09:46	150.1	0.990	532.799	2310.470	2.310	-1.002	71.786
CAL DIRECT_0000031.LAB	3/12/2020	07:10:00	150.1	0.990	532.732	2309.684	2.310	-0.890	55.901
CAL DIRECT_0000032.LAB	3/12/2020	07:10:15	150.2	0.990	189.695	1093.054	1.093	-0.564	297.185
CAL DIRECT_0000033.LAB	3/12/2020	07:10:30	150.2	0.990	60.606	256.739	0.257	-0.722	74.791
CAL DIRECT_0000034.LAB	3/12/2020	07:10:44	150.1	0.990	59.196	240.754	0.241	-0.574	174.335
CAL DIRECT_0000035.LAB	3/12/2020	07:10:59	150.1	0.990	58.890	251.374	0.251	-0.640	177.835
CAL DIRECT_0000036.LAB	3/12/2020	07:11:14	150.1	0.990	58.965	235.111	0.235	-0.887	176.062
ZERO SYSTEM_0000037.LAB	3/12/2020	07:12:20	150.3	0.990	10.201	37.854	0.038	0.676	2182.593
ZERO SYSTEM_0000038.LAB	3/12/2020	07:13:19	150.2	0.989	-0.478	-1.554	-0.001	-0.696	320.431
ZERO SYSTEM_0000039.LAB	3/12/2020	07:14:18	150.1	0.990	-0.571	-18.166	-0.018	-0.737	173.841
CTS SYSTEM_0000040.LAB	3/12/2020	07:15:32	150.3	0.989	11.961	197.024	0.197	23.869	3188.708
CTS SYSTEM_0000041.LAB	3/12/2020	07:15:46	150.1	0.989	0.677	443.089	0.443	101.639	179.712
CTS SYSTEM_0000042.LAB	3/12/2020	07:16:01	150.2	0.989	0.122	346.767	0.347	102.361	74.225
CTS SYSTEM_0000043.LAB	3/12/2020	07:16:16	150.2	0.990	0.052	353.283	0.353	102.547	48.336
CAL SYSTEM_0000044.LAB	3/12/2020	07:18:53	150.2	0.989	527.833	2081.213	2.081	-0.907	92.649
CAL SYSTEM_0000045.LAB	3/12/2020	07:19:08	150.2	0.989	527.770	2102.891	2.103	-1.155	107.732
CAL SYSTEM_0000046.LAB	3/12/2020	07:19:23	150.2	0.989	527.653	2113.372	2.113	-1.011	89.548
CAL SYSTEM_0000047.LAB	3/12/2020	07:19:37	150.3	0.989	528.135	2118.006	2.118	-1.070	99.775
CAL SYSTEM_0000048.LAB	3/12/2020	07:19:52	150.1	0.989	527.668	2126.481	2.126	-1.059	88.422
CAL SYSTEM_0000049.LAB	3/12/2020	07:20:07	150.3	0.989	528.293	2130.203	2.130	-1.004	96.518
CAL SYSTEM_0000050.LAB	3/12/2020	07:20:21	150.3	0.989	528.397	2153.994	2.154	-1.348	110.665
CAL SYSTEM_0000051.LAB	3/12/2020	07:20:36	150.3	0.989	528.021	2134.915	2.135	-1.078	116.711
CAL SYSTEM_0000052.LAB	3/12/2020	07:20:51	150.3	0.989	528.000	2140.883	2.141	-1.033	86.600

MONTROSE
AIR QUALITY SERVICES

Spectrum	Date	Time	Temp	Pressure	Ethane [150C] [74-84-0] [2x8cm-1] [Aromatics Filter]	Ethylene Oxide (ppb)	Ethylene Oxide [150C] [75-21-8] [2x8cm-1] [Aromatics Filter]	Methane [150C] [74-82-8] [2x8cm-1] [Aromatics Filter] [SN110281261]	Water [150C] [7732-18-5] [2x8cm-1] [Aromatics Filter] [SN110281261]
			(C)	(ATM)	Con (ppm)	Con (ppb)	Con (ppm)	Con (ppm)	Con (ppm)
CAL SYSTEM_0000053.LAB	3/12/2020	07:21:20	150.2	0.989	527.874	2148.769	2.149	-1.051	93.185
CAL SYSTEM_0000054.LAB	3/12/2020	07:21:35	150.2	0.989	528.138	2154.764	2.155	-1.095	87.564
CAL SYSTEM_0000055.LAB	3/12/2020	07:21:49	150.1	0.989	527.717	2164.700	2.165	-1.081	85.641
CAL SYSTEM_0000056.LAB	3/12/2020	07:22:04	150.1	0.989	528.229	2175.607	2.176	-0.942	105.897
CAL SYSTEM_0000057.LAB	3/12/2020	07:22:19	150.2	0.989	528.200	2164.750	2.165	-1.070	85.135
CAL SYSTEM_0000058.LAB	3/12/2020	07:22:53	150.1	0.989	528.540	2174.810	2.175	-0.990	66.183
CAL SYSTEM_0000059.LAB	3/12/2020	07:23:08	150.2	0.989	528.319	2184.523	2.185	-1.171	96.839
CAL SYSTEM_0000060.LAB	3/12/2020	07:23:23	150.2	0.989	528.380	2168.066	2.168	-1.152	71.941
CAL SYSTEM_0000061.LAB	3/12/2020	07:23:37	150.2	0.988	528.786	2190.819	2.191	-1.199	75.748
CAL SYSTEM_0000062.LAB	3/12/2020	07:23:52	150.2	0.989	528.645	2175.879	2.176	-1.071	96.619
CAL SYSTEM_0000063.LAB	3/12/2020	07:24:07	150.3	0.989	528.607	2182.956	2.183	-1.146	88.968
CAL SYSTEM_0000064.LAB	3/12/2020	07:24:22	150.1	0.989	529.084	2189.175	2.189	-1.159	72.916
CAL SYSTEM_0000065.LAB	3/12/2020	07:24:36	150.1	0.989	528.149	2185.479	2.185	-1.037	88.801
CAL SYSTEM_0000066.LAB	3/12/2020	07:24:51	150.2	0.989	276.631	1412.476	1.412	-0.870	270.186
CAL SYSTEM_0000067.LAB	3/12/2020	07:25:06	150.1	0.989	58.260	265.476	0.265	-0.588	62.827
SPIKE_0000068.LAB	3/12/2020	07:25:20	150.2	0.989	53.356	222.556	0.223	-0.752	206.017
SPIKE_0000069.LAB	3/12/2020	07:25:35	150.4	0.989	52.811	203.762	0.204	-0.698	194.058
SPIKE_0000070.LAB	3/12/2020	07:25:50	150.2	0.989	52.706	208.245	0.208	-1.079	186.561
SPIKE_0000071.LAB	3/12/2020	07:26:04	150.4	0.989	52.637	202.393	0.202	-0.848	194.902
SPIKE_0000072.LAB	3/12/2020	07:26:19	150.3	0.989	52.462	208.588	0.209	-0.800	189.461
NATIVE_0000073.LAB	3/12/2020	07:26:34	150.4	0.989	52.329	194.799	0.195	-0.767	201.581
NATIVE_0000074.LAB	3/12/2020	07:26:49	150.4	0.989	151.882	445.226	0.445	-4.202	4094.557
NATIVE_0000075.LAB	3/12/2020	07:27:03	150.3	0.990	488.395	-86.826	-0.087	-15.571	21906.006
SPIKE_0000076.LAB	3/12/2020	07:27:18	150.3	0.989	515.836	-242.460	-0.242	-8.081	11137.659
SPIKE_0000077.LAB	3/12/2020	07:27:33	150.4	0.989	523.120	-153.122	-0.153	-4.362	6156.038
SPIKE_0000078.LAB	3/12/2020	07:27:47	150.4	0.988	515.807	-133.075	-0.133	-3.318	4093.334
SPIKE_0000079.LAB	3/12/2020	07:28:02	150.4	0.989	107.272	-84.792	-0.085	-2.556	2791.752
SPIKE_0000080.LAB	3/12/2020	07:28:17	150.1	0.989	55.188	-84.134	-0.084	-1.772	2445.477
SPIKE_0000081.LAB	3/12/2020	07:28:32	150.4	0.989	52.424	-54.242	-0.054	-1.718	2031.256
SPIKE_0000082.LAB	3/12/2020	07:28:46	150.1	0.989	51.858	-68.918	-0.069	-1.350	1701.878
SPIKE_0000083.LAB	3/12/2020	07:29:01	150.2	0.989	51.763	-51.460	-0.051	-1.304	1443.557
SPIKE_0000084.LAB	3/12/2020	07:29:16	150.3	0.989	53.705	7.968	0.008	-1.062	1053.680
SPIKE_0000085.LAB	3/12/2020	07:29:30	150.2	0.989	52.024	189.662	0.190	-0.943	202.750
SPIKE_0000086.LAB	3/12/2020	07:29:45	150.2	0.989	51.732	203.116	0.203	-0.604	186.917
SPIKE_0000087.LAB	3/12/2020	07:30:00	150.2	0.989	51.725	200.997	0.201	-0.754	174.394
SAMPLE_0000088.LAB	3/12/2020	07:31:04	150.1	0.989	17.079	65.071	0.065	3.136	6012.752
SAMPLE_0000089.LAB	3/12/2020	07:32:03	150.2	0.989	0.295	-9.507	-0.010	11.708	11931.886
SAMPLE_0000090.LAB	3/12/2020	07:33:02	150.2	0.989	0.175	-6.316	-0.006	14.863	12579.271
SAMPLE_0000091.LAB	3/12/2020	07:34:00	150.2	0.989	0.177	1.187	0.001	15.957	12970.294
SAMPLE_0000092.LAB	3/12/2020	07:34:59	150.1	0.989	0.140	-4.860	-0.005	16.069	13210.891
SAMPLE_0000093.LAB	3/12/2020	07:35:58	150.3	0.989	0.093	-5.657	-0.006	15.995	13422.378
SAMPLE_0000094.LAB	3/12/2020	07:36:57	150.1	0.989	0.122	3.438	0.003	15.792	13545.284
SAMPLE_0000095.LAB	3/12/2020	07:37:56	150.3	0.989	0.153	2.509	0.003	15.722	13653.061
SAMPLE_0000096.LAB	3/12/2020	07:38:55	150.2	0.989	0.045	2.544	0.003	16.050	13739.028
SAMPLE_0000097.LAB	3/12/2020	07:39:53	150.2	0.988	-0.002	-0.304	0.000	15.722	13804.101
SAMPLE_0000098.LAB	3/12/2020	07:40:52	150.2	0.989	0.008	0.024	0.000	15.689	13847.259
SAMPLE_0000099.LAB	3/12/2020	07:41:51	150.2	0.990	0.731	-3.633	-0.004	15.797	12374.608
SAMPLE_0000100.LAB	3/12/2020	07:42:50	150.3	0.988	0.301	-30.914	-0.031	15.827	7227.470
ZERO SYSTEM_0000101.LAB	3/12/2020	07:48:11	150.2	0.988	-0.042	-12.283	-0.012	15.927	13530.441
ZERO SYSTEM_0000102.LAB	3/12/2020	07:49:09	150.3	0.988	0.055	-15.544	-0.016	15.835	13442.527
ZERO SYSTEM_0000103.LAB	3/12/2020	07:50:08	150.4	0.988	0.017	-4.873	-0.005	15.792	13769.679
SAMPLE_0000104.LAB	3/12/2020	07:51:36	150.2	0.988	-0.080	2.233	0.002	15.689	14024.891

MONTROSE
AIR QUALITY SERVICES

Spectrum	Date	Time	Temp	Pressure	Ethane [150C] [74-84-0] [2x8cm-1] [Aromatics Filter]	Ethylene Oxide (ppb)	Ethylene Oxide [150C] [75-21-8] [2x8cm-1] [Aromatics Filter]	Methane [150C] [74-82-8] [2x8cm-1] [Aromatics Filter] [SN110281261]	Water [150C] [7732-18-5] [2x8cm-1] [Aromatics Filter] [SN110281261]
			(C)	(ATM)	Con (ppm)	Con (ppb)	Con (ppm)	Con (ppm)	Con (ppm)
SAMPLE_0000105.LAB	3/12/2020	07:52:35	150.3	0.988	-0.065	5.225	0.005	15.835	14053.474
SAMPLE_0000106.LAB	3/12/2020	07:53:34	150.3	0.988	-0.001	9.280	0.009	15.556	14058.502
SAMPLE_0000107.LAB	3/12/2020	07:54:32	150.3	0.988	-0.029	11.040	0.011	16.002	14089.144
SAMPLE_0000108.LAB	3/12/2020	07:55:31	150.2	0.988	-0.002	6.051	0.006	15.812	14094.348
SAMPLE_0000109.LAB	3/12/2020	07:56:30	150.3	0.988	-0.074	10.206	0.010	16.064	14114.141
SAMPLE_0000110.LAB	3/12/2020	07:57:29	150.2	0.988	-0.047	6.658	0.007	15.979	14131.055
SAMPLE_0000111.LAB	3/12/2020	07:58:28	150.4	0.988	0.003	4.556	0.005	15.531	14160.165
SAMPLE_0000112.LAB	3/12/2020	07:59:26	150.4	0.988	-0.044	11.972	0.012	16.284	14168.383
SAMPLE_0000113.LAB	3/12/2020	08:00:25	150.2	0.988	-0.050	6.991	0.007	15.945	14173.981
SAMPLE_0000114.LAB	3/12/2020	08:01:24	150.3	0.988	-0.045	7.907	0.008	15.716	14180.802
SAMPLE_0000115.LAB	3/12/2020	08:02:23	150.3	0.988	-0.046	6.187	0.006	16.031	14199.086
SAMPLE_0000116.LAB	3/12/2020	08:03:22	150.1	0.988	-0.018	7.834	0.008	15.814	14219.157
SAMPLE_0000117.LAB	3/12/2020	08:04:21	150.3	0.988	0.004	14.140	0.014	15.908	14254.346
SAMPLE_0000118.LAB	3/12/2020	08:05:19	150.4	0.988	-0.080	6.297	0.006	16.442	14262.433
SAMPLE_0000119.LAB	3/12/2020	08:06:18	150.3	0.988	-0.097	7.166	0.007	16.105	15331.216
SAMPLE_0000120.LAB	3/12/2020	08:07:17	150.2	0.988	-0.032	10.200	0.010	15.977	15834.493
SAMPLE_0000121.LAB	3/12/2020	08:08:16	150.4	0.988	-0.095	9.410	0.009	16.025	16059.307
SAMPLE_0000122.LAB	3/12/2020	08:09:15	150.4	0.988	-0.051	13.901	0.014	15.837	16368.171
SAMPLE_0000123.LAB	3/12/2020	08:10:13	150.2	0.988	-0.034	5.409	0.005	16.190	16824.662
SAMPLE_0000124.LAB	3/12/2020	08:11:12	150.2	0.988	-0.055	10.841	0.011	15.957	16851.224
SAMPLE_0000125.LAB	3/12/2020	08:12:11	150.2	0.988	-0.047	13.479	0.013	16.405	16848.742
SAMPLE_0000126.LAB	3/12/2020	08:13:10	150.4	0.988	-0.027	10.190	0.010	16.276	16843.215
SAMPLE_0000127.LAB	3/12/2020	08:14:09	150.4	0.988	-0.079	10.181	0.010	16.036	16859.465
SAMPLE_0000128.LAB	3/12/2020	08:15:08	150.3	0.988	-0.021	8.716	0.009	16.234	16869.559
SAMPLE_0000129.LAB	3/12/2020	08:16:06	150.4	0.988	-0.072	4.005	0.004	16.036	16883.402
SAMPLE_0000130.LAB	3/12/2020	08:17:05	150.2	0.988	-0.077	5.298	0.005	15.875	16880.960
SAMPLE_0000131.LAB	3/12/2020	08:18:04	150.4	0.988	-0.029	13.343	0.013	15.904	16880.777
SAMPLE_0000132.LAB	3/12/2020	08:19:03	150.3	0.988	-0.066	11.273	0.011	15.761	16865.890
SAMPLE_0000133.LAB	3/12/2020	08:20:02	150.2	0.988	-0.057	5.949	0.006	16.016	16876.478
SAMPLE_0000134.LAB	3/12/2020	08:21:00	150.4	0.988	-0.014	7.783	0.008	16.303	16875.438
SAMPLE_0000135.LAB	3/12/2020	08:21:59	150.2	0.988	-0.050	6.687	0.007	16.182	16869.683
		Minute average				7.235			16872.560
SAMPLE_0000136.LAB	3/12/2020	08:22:58	150.2	0.988	-0.018	13.087	0.013	15.995	16862.602
SAMPLE_0000137.LAB	3/12/2020	08:23:57	150.3	0.988	-0.040	7.811	0.008	15.926	16850.749
SAMPLE_0000138.LAB	3/12/2020	08:24:56	150.2	0.988	-0.052	7.567	0.008	16.165	16844.293
SAMPLE_0000139.LAB	3/12/2020	08:25:54	150.2	0.988	-0.036	4.685	0.005	16.002	16827.720
SAMPLE_0000140.LAB	3/12/2020	08:26:53	150.4	0.988	-0.074	11.598	0.012	15.923	16819.966
SAMPLE_0000141.LAB	3/12/2020	08:27:52	150.3	0.988	-0.046	10.608	0.011	16.078	16815.176
SAMPLE_0000142.LAB	3/12/2020	08:28:51	150.3	0.988	-0.077	6.059	0.006	16.172	16804.591
SAMPLE_0000143.LAB	3/12/2020	08:29:50	150.3	0.988	-0.063	5.432	0.005	16.284	16800.379
SAMPLE_0000144.LAB	3/12/2020	08:30:49	150.3	0.988	-0.076	8.408	0.008	16.210	16791.763
SAMPLE_0000145.LAB	3/12/2020	08:31:47	150.3	0.988	-0.040	10.608	0.011	16.007	16780.623
SAMPLE_0000146.LAB	3/12/2020	08:32:46	150.4	0.988	-0.074	6.136	0.006	15.937	16761.201
SAMPLE_0000147.LAB	3/12/2020	08:33:45	150.3	0.988	-0.087	6.755	0.007	16.265	16776.456
SAMPLE_0000148.LAB	3/12/2020	08:34:44	150.2	0.988	-0.086	8.046	0.008	15.937	16757.251
SAMPLE_0000149.LAB	3/12/2020	08:35:43	150.3	0.988	-0.085	2.116	0.002	15.904	16765.278
SAMPLE_0000150.LAB	3/12/2020	08:36:41	150.4	0.988	-0.039	13.065	0.013	16.012	16776.001
SAMPLE_0000151.LAB	3/12/2020	08:37:40	150.4	0.988	-0.062	10.633	0.011	16.042	16762.077
SAMPLE_0000152.LAB	3/12/2020	08:38:39	150.3	0.988	-0.097	1.810	0.002	16.142	16760.930
SAMPLE_0000153.LAB	3/12/2020	08:39:38	150.4	0.988	-0.098	3.277	0.003	16.050	16767.862
SAMPLE_0000154.LAB	3/12/2020	08:40:37	150.2	0.988	-0.079	8.535	0.009	16.007	16736.353
SAMPLE_0000155.LAB	3/12/2020	08:41:35	150.3	0.988	-0.097	5.098	0.005	15.904	16760.745

MONTROSE
AIR QUALITY SERVICES

Spectrum	Date	Time	Temp	Pressure	Ethane [150C] [74-84-0] [2x8cm-1] [Aromatics Filter]	Ethylene Oxide (ppb)	Ethylene Oxide [150C] [75-21-8] [2x8cm-1] [Aromatics Filter]	Methane [150C] [74-82-8] [2x8cm-1] [Aromatics Filter] [SN110281261]	Water [150C] [7732-18-5] [2x8cm-1] [Aromatics Filter] [SN110281261]
			(C)	(ATM)	Con (ppm)	Con (ppb)	Con (ppm)	Con (ppm)	Con (ppm)
SAMPLE_0000156.LAB	3/12/2020	08:42:34	150.3	0.988	-0.042	4.340	0.004	16.050	16740.520
SAMPLE_0000157.LAB	3/12/2020	08:43:33	150.3	0.988	-0.035	15.638	0.016	15.771	16735.626
SAMPLE_0000158.LAB	3/12/2020	08:44:32	150.1	0.988	-0.062	4.454	0.004	16.217	16722.566
SAMPLE_0000159.LAB	3/12/2020	08:45:31	150.3	0.988	-0.062	1.940	0.002	16.027	16712.540
SAMPLE_0000160.LAB	3/12/2020	08:46:30	150.3	0.988	-0.119	8.449	0.008	16.279	16718.944
SAMPLE_0000161.LAB	3/12/2020	08:47:28	150.3	0.988	-0.079	1.853	0.002	16.194	16724.832
SAMPLE_0000162.LAB	3/12/2020	08:48:27	150.1	0.988	-0.100	1.566	0.002	15.746	16714.364
SAMPLE_0000163.LAB	3/12/2020	08:49:26	150.2	0.988	-0.105	6.181	0.006	16.499	16713.141
SAMPLE_0000164.LAB	3/12/2020	08:50:25	150.1	0.988	-0.020	7.591	0.008	16.160	16707.484
SAMPLE_0000165.LAB	3/12/2020	08:51:24	150.3	0.988	-0.087	4.659	0.005	15.931	16705.735
SAMPLE_0000166.LAB	3/12/2020	08:52:22	150.2	0.988	-0.100	4.638	0.005	16.246	16698.509
SAMPLE_0000167.LAB	3/12/2020	08:53:21	150.3	0.988	-0.033	-0.903	-0.001	16.029	16708.531
SAMPLE_0000168.LAB	3/12/2020	08:54:20	150.4	0.988	-0.104	0.222	0.000	16.123	16702.685
SAMPLE_0000169.LAB	3/12/2020	08:55:19	150.2	0.988	-0.072	3.470	0.003	16.657	16692.247
SAMPLE_0000170.LAB	3/12/2020	08:56:18	150.2	0.988	-0.115	1.879	0.002	16.320	16680.331
SAMPLE_0000171.LAB	3/12/2020	08:57:16	150.2	0.988	-0.116	-0.428	0.000	16.192	16694.222
SAMPLE_0000172.LAB	3/12/2020	08:58:15	150.2	0.988	-0.035	2.687	0.003	16.240	16705.111
SAMPLE_0000173.LAB	3/12/2020	08:59:14	150.2	0.988	-0.111	-0.134	0.000	16.052	16723.351
SAMPLE_0000174.LAB	3/12/2020	09:00:13	150.2	0.988	-0.122	7.107	0.007	16.238	16723.769
SAMPLE_0000175.LAB	3/12/2020	09:01:12	150.3	0.988	-0.100	0.863	0.001	16.164	16718.683
SAMPLE_0000176.LAB	3/12/2020	09:02:11	150.1	0.988	-0.047	3.053	0.003	15.989	16697.295
SAMPLE_0000177.LAB	3/12/2020	09:03:09	150.2	0.988	-0.091	-0.527	-0.001	15.846	16715.252
SAMPLE_0000178.LAB	3/12/2020	09:04:08	150.2	0.988	-0.109	-1.235	-0.001	15.988	16713.963
SAMPLE_0000179.LAB	3/12/2020	09:05:07	150.1	0.988	-0.120	1.139	0.001	15.919	16709.180
SAMPLE_0000180.LAB	3/12/2020	09:06:06	150.2	0.988	-0.080	5.821	0.006	15.937	16706.301
SAMPLE_0000181.LAB	3/12/2020	09:07:05	150.3	0.988	-0.039	6.747	0.007	15.982	16696.911
SAMPLE_0000182.LAB	3/12/2020	09:08:03	150.3	0.988	-0.129	4.748	0.005	15.851	16703.624
SAMPLE_0000183.LAB	3/12/2020	09:09:02	150.2	0.988	-0.103	3.077	0.003	15.883	16688.406
SAMPLE_0000184.LAB	3/12/2020	09:10:01	150.1	0.988	-0.132	7.522	0.008	16.140	16682.802
SAMPLE_0000185.LAB	3/12/2020	09:11:00	150.1	0.988	-0.109	1.141	0.001	16.141	16706.462
SAMPLE_0000186.LAB	3/12/2020	09:11:59	150.1	0.988	-0.139	0.286	0.000	15.832	16695.859
		Minute average				0.713			16701.161
SAMPLE_0000187.LAB	3/12/2020	09:12:57	150.2	0.988	-0.082	3.657	0.004	16.204	16672.457
SAMPLE_0000188.LAB	3/12/2020	09:13:56	150.2	0.987	-0.126	3.024	0.003	16.185	16647.836
SAMPLE_0000189.LAB	3/12/2020	09:14:55	150.1	0.988	-0.149	-6.015	-0.006	15.477	16665.810
SAMPLE_0000190.LAB	3/12/2020	09:15:54	150.1	0.988	-0.126	1.964	0.002	15.716	16682.892
SAMPLE_0000191.LAB	3/12/2020	09:16:53	150.2	0.988	-0.097	-0.730	-0.001	15.647	16688.358
SAMPLE_0000192.LAB	3/12/2020	09:17:52	150.2	0.988	-0.161	-0.706	-0.001	15.783	16668.106
SAMPLE_0000193.LAB	3/12/2020	09:18:50	150.1	0.987	-0.134	-8.532	-0.009	15.731	16674.878
SAMPLE_0000194.LAB	3/12/2020	09:19:49	150.2	0.987	-0.092	1.052	0.001	15.496	16691.626
SAMPLE_0000195.LAB	3/12/2020	09:20:48	150.2	0.987	-0.164	-8.911	-0.009	15.839	16697.483
SAMPLE_0000196.LAB	3/12/2020	09:21:47	150.1	0.987	-0.162	-5.489	-0.005	16.312	16701.127
SAMPLE_0000197.LAB	3/12/2020	09:22:46	150.1	0.987	-0.148	-5.918	-0.006	15.763	16720.554
SAMPLE_0000198.LAB	3/12/2020	09:23:44	150.1	0.988	-0.149	-5.708	-0.006	15.815	16734.442
SAMPLE_0000199.LAB	3/12/2020	09:24:43	150.2	0.987	-0.087	2.586	0.003	16.276	16726.924
SAMPLE_0000200.LAB	3/12/2020	09:25:42	150.1	0.987	-0.156	-7.763	-0.008	15.880	16704.394
SAMPLE_0000201.LAB	3/12/2020	09:26:41	150.1	0.987	-0.155	-4.515	-0.005	16.154	16700.053
SAMPLE_0000202.LAB	3/12/2020	09:27:40	150.1	0.988	-0.103	-0.247	0.000	16.135	16713.005
SAMPLE_0000203.LAB	3/12/2020	09:28:39	150.2	0.987	-0.091	-0.954	-0.001	16.066	16735.451
SAMPLE_0000204.LAB	3/12/2020	09:29:37	150.3	0.987	-0.103	-2.149	-0.002	16.005	16723.606
SAMPLE_0000205.LAB	3/12/2020	09:30:36	150.2	0.987	-0.149	-3.614	-0.004	15.902	16732.198
SAMPLE_0000206.LAB	3/12/2020	09:31:35	150.2	0.987	-0.121	-9.018	-0.009	15.912	16744.369

Spectrum	Date	Time	Temp	Pressure	Ethane [150C] [74-84-0] [2x8cm-1] [Aromatics Filter]	Ethylene Oxide (ppb)	Ethylene Oxide [150C] [75-21-8] [2x8cm-1] [Aromatics Filter]	Methane [150C] [74-82-8] [2x8cm-1] [Aromatics Filter] [SN110281261]	Water [150C] [7732-18-5] [2x8cm-1] [Aromatics Filter] [SN110281261]
			(C)	(ATM)	Con (ppm)	Con (ppb)	Con (ppm)	Con (ppm)	Con (ppm)
SAMPLE_0000207.LAB	3/12/2020	09:32:34	150.3	0.987	-0.091	-0.454	0.000	16.052	16766.000
SAMPLE_0000208.LAB	3/12/2020	09:33:33	150.2	0.987	-0.084	3.178	0.003	15.838	16731.979
SAMPLE_0000209.LAB	3/12/2020	09:34:31	150.2	0.987	-0.104	3.807	0.004	16.022	16730.628
SAMPLE_0000210.LAB	3/12/2020	09:35:30	150.2	0.987	-0.159	-0.646	-0.001	16.122	16719.442
SAMPLE_0000211.LAB	3/12/2020	09:36:29	150.2	0.987	-0.121	-1.673	-0.002	16.034	16744.414
SAMPLE_0000212.LAB	3/12/2020	09:37:28	150.3	0.988	-0.127	-1.884	-0.002	15.727	16782.081
SAMPLE_0000213.LAB	3/12/2020	09:38:27	150.2	0.988	-0.169	-5.263	-0.005	15.415	16794.658
SAMPLE_0000214.LAB	3/12/2020	09:39:26	150.1	0.988	-0.077	1.646	0.002	15.663	16777.919
SAMPLE_0000215.LAB	3/12/2020	09:40:24	150.3	0.987	-0.123	2.109	0.002	15.914	16773.434
SAMPLE_0000216.LAB	3/12/2020	09:41:23	150.2	0.987	-0.116	1.037	0.001	15.665	16772.229
SAMPLE_0000217.LAB	3/12/2020	09:42:22	150.2	0.988	-0.158	6.243	0.006	15.499	16781.415
SAMPLE_0000218.LAB	3/12/2020	09:43:21	150.2	0.987	-0.109	-7.327	-0.007	15.573	16786.742
SAMPLE_0000219.LAB	3/12/2020	09:44:20	150.1	0.987	-0.123	6.633	0.007	15.879	16784.397
SAMPLE_0000220.LAB	3/12/2020	09:45:18	150.1	0.987	-0.092	1.008	0.001	16.097	16762.879
SAMPLE_0000221.LAB	3/12/2020	09:46:17	150.1	0.987	-0.082	4.739	0.005	15.948	16772.813
SAMPLE_0000222.LAB	3/12/2020	09:47:16	150.1	0.987	-0.123	13.582	0.014	15.693	16793.848
SAMPLE_0000223.LAB	3/12/2020	09:48:15	150.4	0.987	-0.170	16.124	0.016	16.016	16810.132
SAMPLE_0000224.LAB	3/12/2020	09:49:14	150.4	0.987	-0.133	16.466	0.016	15.808	16804.505
SAMPLE_0000225.LAB	3/12/2020	09:50:12	150.4	0.987	-0.112	18.736	0.019	16.101	16772.386
SAMPLE_0000226.LAB	3/12/2020	09:51:11	150.2	0.987	-0.110	28.881	0.029	15.866	16755.589
SAMPLE_0000227.LAB	3/12/2020	09:52:10	150.3	0.987	-0.128	22.143	0.022	15.754	16766.506
SAMPLE_0000228.LAB	3/12/2020	09:53:09	150.2	0.987	-0.153	26.812	0.027	15.864	16773.619
SAMPLE_0000229.LAB	3/12/2020	09:54:08	150.3	0.987	-0.160	34.764	0.035	16.293	16760.518
SAMPLE_0000230.LAB	3/12/2020	09:55:06	150.3	0.987	-0.092	24.201	0.024	15.815	16755.233
SAMPLE_0000231.LAB	3/12/2020	09:56:05	150.2	0.987	-0.090	32.139	0.032	15.853	16774.797
SAMPLE_0000232.LAB	3/12/2020	09:57:04	150.1	0.987	-0.154	29.092	0.029	16.063	16763.174
SAMPLE_0000233.LAB	3/12/2020	09:58:03	150.4	0.987	-0.133	34.857	0.035	15.749	16770.112
SAMPLE_0000234.LAB	3/12/2020	09:59:02	150.3	0.987	-0.122	35.057	0.035	15.729	16737.240
SAMPLE_0000235.LAB	3/12/2020	10:00:01	150.2	0.987	-0.105	33.708	0.034	16.030	16750.067
SAMPLE_0000236.LAB	3/12/2020	10:00:59	150.2	0.987	-0.133	32.666	0.033	16.148	16775.941
	Minute average					33.187			16763.004
SAMPLE_0000237.LAB	3/12/2020	10:01:58	150.4	0.987	-0.129	33.564	0.034	15.829	16795.164
SAMPLE_0000238.LAB	3/12/2020	10:02:57	150.2	0.987	-0.155	37.342	0.037	15.758	16810.288
SAMPLE_0000239.LAB	3/12/2020	10:03:56	150.3	0.987	-0.126	30.549	0.031	15.904	16828.339
SAMPLE_0000240.LAB	3/12/2020	10:04:55	150.2	0.987	-0.131	31.838	0.032	16.059	16818.509
SAMPLE_0000241.LAB	3/12/2020	10:05:53	150.3	0.987	-0.116	24.691	0.025	15.735	16840.654
SAMPLE_0000242.LAB	3/12/2020	10:06:52	150.4	0.987	-0.145	22.525	0.023	15.947	16853.241
SAMPLE_0000243.LAB	3/12/2020	10:07:51	150.4	0.987	-0.148	25.159	0.025	15.711	16898.700
SAMPLE_0000244.LAB	3/12/2020	10:08:50	150.3	0.987	-0.119	19.297	0.019	15.521	16898.633
SAMPLE_0000245.LAB	3/12/2020	10:09:49	150.4	0.987	-0.128	13.946	0.014	15.521	16891.538
SAMPLE_0000246.LAB	3/12/2020	10:10:47	150.2	0.987	-0.216	10.318	0.010	15.563	16880.550
SAMPLE_0000247.LAB	3/12/2020	10:11:46	150.3	0.987	-0.172	8.422	0.008	15.497	16886.272
SAMPLE_0000248.LAB	3/12/2020	10:12:45	150.4	0.987	-0.173	9.839	0.010	15.930	16892.399
SAMPLE_0000249.LAB	3/12/2020	10:13:44	150.3	0.987	-0.153	10.028	0.010	15.814	16889.364
SAMPLE_0000250.LAB	3/12/2020	10:14:43	150.3	0.987	-0.148	12.224	0.012	16.133	16890.102
SAMPLE_0000251.LAB	3/12/2020	10:15:42	150.2	0.987	-0.199	5.326	0.005	16.141	16866.875
SAMPLE_0000252.LAB	3/12/2020	10:16:40	150.1	0.987	-0.135	9.065	0.009	16.196	16836.546
SAMPLE_0000253.LAB	3/12/2020	10:17:39	150.3	0.987	-0.159	8.300	0.008	15.934	16873.546
SAMPLE_0000254.LAB	3/12/2020	10:18:38	150.3	0.987	-0.160	3.087	0.003	15.982	16900.060
SAMPLE_0000255.LAB	3/12/2020	10:19:37	150.2	0.987	-0.225	2.684	0.003	15.701	16877.678
SAMPLE_0000256.LAB	3/12/2020	10:20:36	150.4	0.987	-0.198	-1.109	-0.001	15.684	16879.758
SAMPLE_0000257.LAB	3/12/2020	10:21:34	150.3	0.987	-0.203	-1.913	-0.002	15.811	16895.767

MONTROSE
AIR QUALITY SERVICES

Spectrum	Date	Time	Temp	Pressure	Ethane [150C] [74-84-0] [2x8cm-1] [Aromatics Filter]	Ethylene Oxide (ppb)	Ethylene Oxide [150C] [75-21-8] [2x8cm-1] [Aromatics Filter]	Methane [150C] [74-82-8] [2x8cm-1] [Aromatics Filter] [SN110281261]	Water [150C] [7732-18-5] [2x8cm-1] [Aromatics Filter] [SN110281261]
			(C)	(ATM)	Con (ppm)	Con (ppb)	Con (ppm)	Con (ppm)	Con (ppm)
SAMPLE_0000258.LAB	3/12/2020	10:22:33	150.3	0.987	-0.183	7.440	0.007	15.752	16932.872
SAMPLE_0000259.LAB	3/12/2020	10:23:32	150.3	0.987	-0.185	6.986	0.007	15.669	16978.195
SAMPLE_0000260.LAB	3/12/2020	10:24:31	150.3	0.987	-0.175	5.797	0.006	15.875	16953.985
SAMPLE_0000261.LAB	3/12/2020	10:25:30	150.2	0.987	-0.181	1.255	0.001	15.542	16962.031
SAMPLE_0000262.LAB	3/12/2020	10:26:29	150.4	0.987	-0.198	-0.967	-0.001	15.810	17017.526
SAMPLE_0000263.LAB	3/12/2020	10:27:27	150.3	0.987	-0.214	3.476	0.003	15.984	17037.534
SAMPLE_0000264.LAB	3/12/2020	10:28:26	150.3	0.987	-0.196	0.948	0.001	15.600	16996.325
SAMPLE_0000265.LAB	3/12/2020	10:29:25	150.2	0.987	-0.219	4.570	0.005	15.735	16964.723
SAMPLE_0000266.LAB	3/12/2020	10:30:24	150.3	0.987	-0.150	3.470	0.003	15.461	16928.796
SAMPLE_0000267.LAB	3/12/2020	10:31:22	150.3	0.987	-0.149	4.474	0.004	15.327	16905.319
SAMPLE_0000268.LAB	3/12/2020	10:32:21	150.3	0.987	-0.184	2.859	0.003	15.397	16935.636
SAMPLE_0000269.LAB	3/12/2020	10:33:20	150.4	0.987	-0.186	9.124	0.009	15.366	16966.618
SAMPLE_0000270.LAB	3/12/2020	10:34:19	150.1	0.987	-0.204	4.001	0.004	15.519	16952.364
SAMPLE_0000271.LAB	3/12/2020	10:35:18	150.1	0.987	-0.213	-3.421	-0.003	15.531	16935.021
SAMPLE_0000272.LAB	3/12/2020	10:36:17	150.2	0.987	-0.174	-5.109	-0.005	15.387	16935.858
SAMPLE_0000273.LAB	3/12/2020	10:37:15	150.3	0.987	-0.206	-2.697	-0.003	15.668	16971.834
SAMPLE_0000274.LAB	3/12/2020	10:38:14	150.3	0.987	-0.166	-1.481	-0.001	15.701	16996.482
SAMPLE_0000275.LAB	3/12/2020	10:39:13	150.3	0.987	-0.136	-5.483	-0.005	15.595	16981.506
SAMPLE_0000276.LAB	3/12/2020	10:40:12	150.2	0.987	-0.188	3.328	0.003	15.482	16987.373
SAMPLE_0000277.LAB	3/12/2020	10:41:11	150.2	0.987	-0.148	2.459	0.002	15.463	17019.724
SAMPLE_0000278.LAB	3/12/2020	10:42:09	150.1	0.987	-0.201	-7.023	-0.007	15.633	17053.909
SAMPLE_0000279.LAB	3/12/2020	10:43:08	150.1	0.987	-0.098	1.337	0.001	15.880	17063.501
SAMPLE_0000280.LAB	3/12/2020	10:44:07	150.2	0.987	-0.142	0.458	0.000	15.715	17060.129
SAMPLE_0000281.LAB	3/12/2020	10:45:06	150.1	0.987	-0.151	-6.617	-0.007	15.775	17050.257
SAMPLE_0000282.LAB	3/12/2020	10:46:05	150.1	0.987	-0.199	-10.712	-0.011	15.792	17048.947
SAMPLE_0000283.LAB	3/12/2020	10:47:04	150.2	0.987	-0.140	-7.710	-0.008	16.018	17042.254
SAMPLE_0000284.LAB	3/12/2020	10:48:02	150.3	0.987	-0.120	-7.346	-0.007	15.567	17022.141
SAMPLE_0000285.LAB	3/12/2020	10:49:01	150.2	0.987	-0.102	-1.374	-0.001	15.888	17004.032
SAMPLE_0000286.LAB	3/12/2020	10:50:00	150.3	0.987	-0.081	2.153	0.002	15.598	16988.770
SAMPLE_0000287.LAB	3/12/2020	10:50:59	150.1	0.987	-0.201	-9.033	-0.009	15.707	16981.000
		Minute average				-3.440			16984.885
SAMPLE_0000288.LAB	3/12/2020	10:51:58	150.1	0.987	-0.164	-3.527	-0.004	15.896	17006.988
SAMPLE_0000289.LAB	3/12/2020	10:52:56	150.3	0.987	-0.165	-10.520	-0.011	16.101	17066.602
SAMPLE_0000290.LAB	3/12/2020	10:53:55	150.2	0.987	-0.167	-4.297	-0.004	15.482	17095.421
SAMPLE_0000291.LAB	3/12/2020	10:54:54	150.1	0.987	-0.137	-5.433	-0.005	15.479	17094.249
SAMPLE_0000292.LAB	3/12/2020	10:55:53	150.2	0.987	-0.127	3.089	0.003	15.401	17075.677
SAMPLE_0000293.LAB	3/12/2020	10:56:52	150.1	0.987	-0.142	1.397	0.001	15.390	17044.096
SAMPLE_0000294.LAB	3/12/2020	10:57:51	150.1	0.987	-0.091	-9.851	-0.010	15.568	17017.904
SAMPLE_0000295.LAB	3/12/2020	10:58:49	150.3	0.987	-0.131	-2.414	-0.002	15.346	17004.683
SAMPLE_0000296.LAB	3/12/2020	10:59:48	150.1	0.987	-0.160	-3.820	-0.004	15.095	17018.283
SAMPLE_0000297.LAB	3/12/2020	11:00:47	150.3	0.987	-0.085	-4.904	-0.005	14.913	17033.068
SAMPLE_0000298.LAB	3/12/2020	11:01:46	150.2	0.987	-0.174	-7.853	-0.008	14.916	17038.549
SAMPLE_0000299.LAB	3/12/2020	11:02:45	150.1	0.987	-0.122	-9.886	-0.010	15.033	17012.637
SAMPLE_0000300.LAB	3/12/2020	11:03:43	150.2	0.987	-0.113	-3.122	-0.003	15.184	17014.965
SAMPLE_0000301.LAB	3/12/2020	11:04:42	150.2	0.987	-0.095	-7.225	-0.007	15.109	16999.249
SAMPLE_0000302.LAB	3/12/2020	11:05:41	150.2	0.987	-0.132	-5.014	-0.005	14.880	17024.333
SAMPLE_0000303.LAB	3/12/2020	11:06:40	150.2	0.987	-0.123	-7.686	-0.008	14.891	17039.059
SAMPLE_0000304.LAB	3/12/2020	11:07:39	150.3	0.987	-0.100	-3.912	-0.004	14.691	17072.049
SAMPLE_0000305.LAB	3/12/2020	11:08:38	150.3	0.987	-0.075	-6.277	-0.006	14.930	17056.465
SAMPLE_0000306.LAB	3/12/2020	11:09:36	150.1	0.987	-0.101	-7.004	-0.007	14.835	17011.301
SAMPLE_0000307.LAB	3/12/2020	11:10:35	150.3	0.987	-0.065	-10.948	-0.011	14.738	17013.044
SAMPLE_0000308.LAB	3/12/2020	11:11:34	150.1	0.987	-0.105	4.035	0.004	14.901	16996.433

Spectrum	Date	Time	Temp	Pressure	Ethane [150C] [74-84-0] [2x8cm-1] [Aromatics Filter]	Ethylene Oxide (ppb)	Ethylene Oxide [150C] [75-21-8] [2x8cm-1] [Aromatics Filter]	Methane [150C] [74-82-8] [2x8cm-1] [Aromatics Filter] [SN110281261]	Water [150C] [7732-18-5] [2x8cm-1] [Aromatics Filter] [SN110281261]
			(C)	(ATM)	Con (ppm)	Con (ppb)	Con (ppm)	Con (ppm)	Con (ppm)
SAMPLE_0000309.LAB	3/12/2020	11:12:33	150.2	0.987	-0.099	-3.365	-0.003	14.721	17013.444
SAMPLE_0000310.LAB	3/12/2020	11:13:32	150.3	0.987	-0.036	-2.580	-0.003	14.955	17020.022
SAMPLE_0000311.LAB	3/12/2020	11:14:30	150.1	0.987	-0.068	-4.919	-0.005	15.009	17012.663
SAMPLE_0000312.LAB	3/12/2020	11:15:29	150.4	0.987	-0.111	-7.511	-0.008	14.867	17011.920
SAMPLE_0000313.LAB	3/12/2020	11:16:28	150.3	0.987	-0.115	-10.858	-0.011	14.784	17043.474
SAMPLE_0000314.LAB	3/12/2020	11:17:27	150.1	0.986	-0.113	-0.903	-0.001	14.836	17081.160
SAMPLE_0000315.LAB	3/12/2020	11:18:26	150.2	0.986	-0.097	-10.267	-0.010	14.674	17123.358
SAMPLE_0000316.LAB	3/12/2020	11:19:24	150.1	0.986	-0.119	-3.289	-0.003	14.657	17139.087
SAMPLE_0000317.LAB	3/12/2020	11:20:23	150.2	0.986	-0.111	-8.116	-0.008	14.507	17161.710
SAMPLE_0000318.LAB	3/12/2020	11:21:22	150.1	0.986	-0.057	-12.638	-0.013	14.940	17166.484
SAMPLE_0000319.LAB	3/12/2020	11:22:21	150.2	0.986	-0.042	-4.589	-0.005	14.559	17174.114
SAMPLE_0000320.LAB	3/12/2020	11:23:20	150.2	0.986	-0.093	0.648	0.001	14.610	17171.258
SAMPLE_0000321.LAB	3/12/2020	11:24:19	150.3	0.986	-0.071	-11.318	-0.011	14.897	17178.280
SAMPLE_0000322.LAB	3/12/2020	11:25:17	150.2	0.986	-0.016	-1.804	-0.002	14.312	17176.553
SAMPLE_0000323.LAB	3/12/2020	11:26:16	150.3	0.986	-0.022	-0.462	0.000	14.343	17206.347
SAMPLE_0000324.LAB	3/12/2020	11:27:15	150.2	0.986	-0.057	2.394	0.002	14.632	17198.502
SAMPLE_0000325.LAB	3/12/2020	11:28:14	150.2	0.986	-0.015	-1.750	-0.002	14.306	17165.993
SAMPLE_0000326.LAB	3/12/2020	11:29:13	150.1	0.986	0.061	-0.431	0.000	14.379	17163.781
SAMPLE_0000327.LAB	3/12/2020	11:30:11	150.2	0.986	-0.004	0.899	0.001	14.921	17185.958
SAMPLE_0000328.LAB	3/12/2020	11:31:10	150.4	0.986	0.065	-6.168	-0.006	15.089	17210.416
SAMPLE_0000329.LAB	3/12/2020	11:32:09	150.1	0.986	-0.007	-2.230	-0.002	15.044	17179.992
SAMPLE_0000330.LAB	3/12/2020	11:33:08	150.2	0.986	-0.011	-0.501	-0.001	14.250	17204.214
SAMPLE_0000331.LAB	3/12/2020	11:34:07	150.3	0.986	-0.002	-0.008	0.000	14.317	17213.125
SAMPLE_0000332.LAB	3/12/2020	11:35:06	150.1	0.986	-0.020	2.072	0.002	14.375	17221.498
SAMPLE_0000333.LAB	3/12/2020	11:36:04	150.2	0.986	-0.037	10.738	0.011	14.386	17225.386
SAMPLE_0000334.LAB	3/12/2020	11:37:03	150.2	0.987	0.027	3.173	0.003	14.424	17224.434
SAMPLE_0000335.LAB	3/12/2020	11:38:02	150.1	0.986	0.009	16.224	0.016	14.405	17230.474
SAMPLE_0000336.LAB	3/12/2020	11:39:01	150.1	0.985	-0.008	9.374	0.009	14.321	17250.312
SAMPLE_0000337.LAB	3/12/2020	11:40:00	150.3	0.986	0.010	12.703	0.013	14.138	17258.306
SAMPLE_0000338.LAB	3/12/2020	11:40:58	150.4	0.986	-0.002	15.346	0.015	14.584	17298.516
		Minute average				14.024			17278.411
SAMPLE_0000339.LAB	3/12/2020	11:41:57	150.1	0.985	-0.034	14.636	0.015	14.243	17311.633
SAMPLE_0000340.LAB	3/12/2020	11:42:56	150.2	0.986	0.010	15.504	0.016	14.774	17310.307
SAMPLE_0000341.LAB	3/12/2020	11:43:55	150.1	0.986	0.006	14.713	0.015	14.258	17290.318
SAMPLE_0000342.LAB	3/12/2020	11:44:54	150.3	0.986	-0.038	9.352	0.009	14.110	17331.326
SAMPLE_0000343.LAB	3/12/2020	11:45:52	150.1	0.986	-0.013	18.489	0.018	13.895	17340.783
SAMPLE_0000344.LAB	3/12/2020	11:46:51	150.2	0.986	-0.005	23.437	0.023	13.782	17328.433
SAMPLE_0000345.LAB	3/12/2020	11:47:50	150.3	0.986	-0.017	23.244	0.023	13.807	17306.739
SAMPLE_0000346.LAB	3/12/2020	11:48:49	150.1	0.985	-0.008	19.978	0.020	13.619	17311.505
SAMPLE_0000347.LAB	3/12/2020	11:49:48	150.1	0.986	0.009	14.704	0.015	14.515	17327.291
SAMPLE_0000348.LAB	3/12/2020	11:50:46	150.1	0.985	0.043	7.034	0.007	14.827	17350.132
SAMPLE_0000349.LAB	3/12/2020	11:51:45	150.2	0.985	0.047	16.666	0.017	15.304	17361.883
SAMPLE_0000350.LAB	3/12/2020	11:52:44	150.2	0.985	0.022	15.669	0.016	15.518	17356.041
SAMPLE_0000351.LAB	3/12/2020	11:53:43	150.1	0.985	0.020	3.638	0.004	14.729	17343.294
SAMPLE_0000352.LAB	3/12/2020	11:54:42	150.1	0.986	0.008	6.775	0.007	14.635	17341.626
SAMPLE_0000353.LAB	3/12/2020	11:55:41	150.2	0.985	0.014	6.710	0.007	14.018	17371.704
SAMPLE_0000354.LAB	3/12/2020	11:56:39	150.1	0.985	-0.016	8.478	0.008	13.987	17373.601
SAMPLE_0000355.LAB	3/12/2020	11:57:38	150.4	0.985	0.010	10.597	0.011	13.846	17392.386
SAMPLE_0000356.LAB	3/12/2020	11:58:37	150.2	0.985	0.002	7.893	0.008	13.653	17383.333
SAMPLE_0000357.LAB	3/12/2020	11:59:36	150.3	0.985	-0.029	11.021	0.011	13.687	17429.239
SAMPLE_0000358.LAB	3/12/2020	12:00:35	150.2	0.985	-0.007	17.237	0.017	13.535	17441.012
SAMPLE_0000359.LAB	3/12/2020	12:01:33	150.1	0.985	0.006	3.332	0.003	14.348	17435.187

Spectrum	Date	Time	Temp	Pressure	Ethane [150C] [74-84-0] [2x8cm-1] [Aromatics Filter]	Ethylene Oxide (ppb)	Ethylene Oxide [150C] [75-21-8] [2x8cm-1] [Aromatics Filter]	Methane [150C] [74-82-8] [2x8cm-1] [Aromatics Filter] [SN110281261]	Water [150C] [7732-18-5] [2x8cm-1] [Aromatics Filter] [SN110281261]
			(C)	(ATM)	Con (ppm)	Con (ppb)	Con (ppm)	Con (ppm)	Con (ppm)
SAMPLE_0000360.LAB	3/12/2020	12:02:32	150.2	0.985	0.052	9.633	0.010	14.206	17438.668
SAMPLE_0000361.LAB	3/12/2020	12:03:31	150.2	0.985	0.048	4.174	0.004	13.943	17464.707
SAMPLE_0000362.LAB	3/12/2020	12:04:30	150.2	0.985	0.046	10.647	0.011	13.761	17481.923
SAMPLE_0000363.LAB	3/12/2020	12:05:29	150.3	0.985	0.065	9.285	0.009	14.178	17498.028
SAMPLE_0000364.LAB	3/12/2020	12:06:28	150.3	0.985	0.037	5.256	0.005	13.566	17485.114
SAMPLE_0000365.LAB	3/12/2020	12:07:26	150.1	0.985	0.061	10.329	0.010	13.341	17467.763
SAMPLE_0000366.LAB	3/12/2020	12:08:25	150.1	0.985	0.002	9.913	0.010	13.563	17465.858
SAMPLE_0000367.LAB	3/12/2020	12:09:24	150.2	0.985	0.008	8.883	0.009	14.576	17500.741
SAMPLE_0000368.LAB	3/12/2020	12:10:23	150.1	0.985	0.012	7.100	0.007	14.337	17549.540
SAMPLE_0000369.LAB	3/12/2020	12:11:22	150.2	0.985	-0.008	8.027	0.008	14.631	17571.169
SAMPLE_0000370.LAB	3/12/2020	12:12:20	150.3	0.985	0.018	11.460	0.011	14.466	17548.533
SAMPLE_0000371.LAB	3/12/2020	12:13:19	150.3	0.985	0.017	8.593	0.009	14.075	17540.741
SAMPLE_0000372.LAB	3/12/2020	12:14:18	150.2	0.985	0.061	11.671	0.012	13.696	17541.091
SAMPLE_0000373.LAB	3/12/2020	12:15:17	150.4	0.985	0.065	7.793	0.008	13.608	17559.155
SAMPLE_0000374.LAB	3/12/2020	12:16:16	150.3	0.985	0.026	7.901	0.008	13.540	17572.677
SAMPLE_0000375.LAB	3/12/2020	12:17:14	150.1	0.985	-0.002	5.853	0.006	13.772	17569.752
SAMPLE_0000376.LAB	3/12/2020	12:18:13	150.1	0.985	-0.016	8.756	0.009	14.226	17569.406
SAMPLE_0000377.LAB	3/12/2020	12:19:12	150.3	0.985	0.051	10.502	0.011	13.778	17586.463
SAMPLE_0000378.LAB	3/12/2020	12:20:11	150.1	0.985	0.048	13.873	0.014	13.306	17595.736
SAMPLE_0000379.LAB	3/12/2020	12:21:10	150.1	0.985	0.021	13.676	0.014	13.313	17606.403
SAMPLE_0000380.LAB	3/12/2020	12:22:09	150.1	0.985	0.029	12.557	0.013	13.272	17583.222
SAMPLE_0000381.LAB	3/12/2020	12:23:07	150.1	0.985	0.004	12.597	0.013	13.236	17587.453
SAMPLE_0000382.LAB	3/12/2020	12:24:06	150.1	0.985	0.037	14.638	0.015	13.448	17606.007
SAMPLE_0000383.LAB	3/12/2020	12:25:05	150.2	0.985	0.027	5.250	0.005	13.153	17620.992
SAMPLE_0000384.LAB	3/12/2020	12:26:04	150.1	0.985	-0.010	12.691	0.013	13.286	17610.732
SAMPLE_0000385.LAB	3/12/2020	12:27:03	150.2	0.985	0.034	7.638	0.008	13.725	17600.870
SAMPLE_0000386.LAB	3/12/2020	12:28:01	150.2	0.985	-0.014	14.845	0.015	14.168	17617.002
SAMPLE_0000387.LAB	3/12/2020	12:29:00	150.3	0.985	0.049	12.736	0.013	14.494	17632.206
SAMPLE_0000388.LAB	3/12/2020	12:29:59	150.3	0.985	0.047	14.435	0.014	14.558	17621.581
		Minute average				13.586			17626.894
SAMPLE_0000389.LAB	3/12/2020	12:30:58	150.1	0.984	0.013	4.576	0.005	13.677	17614.180
SAMPLE_0000390.LAB	3/12/2020	12:31:57	150.1	0.984	0.056	10.244	0.010	13.657	17619.532
SAMPLE_0000391.LAB	3/12/2020	12:32:55	150.2	0.984	0.025	10.361	0.010	13.391	17630.012
SAMPLE_0000392.LAB	3/12/2020	12:33:54	150.2	0.984	0.042	14.480	0.014	13.281	17635.804
SAMPLE_0000393.LAB	3/12/2020	12:34:53	150.1	0.984	0.062	8.337	0.008	13.410	17634.006
SAMPLE_0000394.LAB	3/12/2020	12:35:52	150.3	0.984	-0.002	11.411	0.011	13.721	17653.545
SAMPLE_0000395.LAB	3/12/2020	12:36:51	150.2	0.984	0.015	16.827	0.017	13.591	17657.807
SAMPLE_0000396.LAB	3/12/2020	12:37:50	150.2	0.984	0.022	14.498	0.014	13.486	17671.452
SAMPLE_0000397.LAB	3/12/2020	12:38:48	150.1	0.984	0.059	11.731	0.012	13.668	17648.047
SAMPLE_0000398.LAB	3/12/2020	12:39:47	150.1	0.983	-0.008	9.597	0.010	13.625	17646.418
SAMPLE_0000399.LAB	3/12/2020	12:40:46	150.2	0.984	0.004	8.637	0.009	14.051	17633.705
SAMPLE_0000400.LAB	3/12/2020	12:41:45	150.1	0.984	0.003	2.319	0.002	13.746	17658.827
SAMPLE_0000401.LAB	3/12/2020	12:42:44	150.1	0.984	0.027	8.118	0.008	13.616	17682.822
SAMPLE_0000402.LAB	3/12/2020	12:43:42	150.1	0.983	-0.015	9.685	0.010	14.040	17733.973
SAMPLE_0000403.LAB	3/12/2020	12:44:41	150.1	0.984	0.040	9.866	0.010	13.839	17727.278
SAMPLE_0000404.LAB	3/12/2020	12:45:40	150.1	0.984	0.057	11.782	0.012	14.337	17722.967
SAMPLE_0000405.LAB	3/12/2020	12:46:39	150.1	0.984	0.056	13.996	0.014	14.354	17733.475
SAMPLE_0000406.LAB	3/12/2020	12:47:38	150.2	0.984	0.033	13.468	0.013	14.003	17755.651
SAMPLE_0000407.LAB	3/12/2020	12:48:36	150.1	0.984	0.045	12.375	0.012	14.277	17744.681
SAMPLE_0000408.LAB	3/12/2020	12:49:35	150.2	0.984	0.037	8.146	0.008	14.159	17752.753
SAMPLE_0000409.LAB	3/12/2020	12:50:34	150.1	0.984	0.003	11.475	0.011	13.898	17763.097
SAMPLE_0000410.LAB	3/12/2020	12:51:33	150.1	0.984	0.004	12.387	0.012	14.014	17768.728

Spectrum	Date	Time	Temp	Pressure	Ethane [150C] [74-84-0] [2x8cm-1] [Aromatics Filter]	Ethylene Oxide (ppb)	Ethylene Oxide [150C] [75-21-8] [2x8cm-1] [Aromatics Filter]	Methane [150C] [74-82-8] [2x8cm-1] [Aromatics Filter] [SN110281261]	Water [150C] [7732-18-5] [2x8cm-1] [Aromatics Filter] [SN110281261]
			(C)	(ATM)	Con (ppm)	Con (ppb)	Con (ppm)	Con (ppm)	Con (ppm)
SAMPLE_0000411.LAB	3/12/2020	12:52:32	150.2	0.984	0.025	7.701	0.008	14.015	17747.868
SAMPLE_0000412.LAB	3/12/2020	12:53:30	150.1	0.984	0.035	18.974	0.019	14.177	17729.164
SAMPLE_0000413.LAB	3/12/2020	12:54:29	150.2	0.984	0.062	12.919	0.013	14.513	17716.241
SAMPLE_0000414.LAB	3/12/2020	12:55:28	150.2	0.984	0.046	6.856	0.007	14.050	17729.107
SAMPLE_0000415.LAB	3/12/2020	12:56:27	150.1	0.983	0.022	11.376	0.011	14.122	17745.755
SAMPLE_0000416.LAB	3/12/2020	12:57:26	150.1	0.983	0.039	11.069	0.011	13.792	17751.178
SAMPLE_0000417.LAB	3/12/2020	12:58:25	150.1	0.983	0.082	14.449	0.014	14.048	17755.707
SAMPLE_0000418.LAB	3/12/2020	12:59:23	150.3	0.983	0.047	18.609	0.019	13.883	17772.412
SAMPLE_0000419.LAB	3/12/2020	13:00:22	150.2	0.983	0.046	10.934	0.011	13.814	17752.454
SAMPLE_0000420.LAB	3/12/2020	13:01:21	150.1	0.983	0.051	12.174	0.012	14.222	17730.620
SAMPLE_0000421.LAB	3/12/2020	13:02:20	150.3	0.983	0.047	13.570	0.014	14.154	17743.845
SAMPLE_0000422.LAB	3/12/2020	13:03:19	150.2	0.984	0.058	5.718	0.006	14.342	17713.172
SAMPLE_0000423.LAB	3/12/2020	13:04:17	150.2	0.983	0.080	5.467	0.005	14.346	17716.776
SAMPLE_0000424.LAB	3/12/2020	13:05:16	150.3	0.983	0.060	6.023	0.006	14.551	17729.156
SAMPLE_0000425.LAB	3/12/2020	13:06:15	150.2	0.983	0.043	5.292	0.005	14.018	17734.312
SAMPLE_0000426.LAB	3/12/2020	13:07:14	150.2	0.983	0.099	12.790	0.013	14.505	17729.313
SAMPLE_0000427.LAB	3/12/2020	13:08:13	150.2	0.983	0.059	8.106	0.008	14.149	17726.838
SAMPLE_0000428.LAB	3/12/2020	13:09:11	150.1	0.983	0.057	13.567	0.014	13.997	17733.863
SAMPLE_0000429.LAB	3/12/2020	13:10:10	150.2	0.983	0.108	9.626	0.010	13.920	17735.421
SAMPLE_0000430.LAB	3/12/2020	13:11:09	150.2	0.983	0.111	17.955	0.018	13.581	17729.725
SAMPLE_0000431.LAB	3/12/2020	13:12:08	150.1	0.983	0.075	18.324	0.018	13.583	17722.697
SAMPLE_0000432.LAB	3/12/2020	13:13:07	150.2	0.983	0.053	12.533	0.013	13.958	17716.431
SAMPLE_0000433.LAB	3/12/2020	13:14:06	150.1	0.983	0.082	11.581	0.012	13.978	17704.172
SAMPLE_0000434.LAB	3/12/2020	13:15:04	150.1	0.983	0.107	17.496	0.017	14.054	17695.443
SAMPLE_0000435.LAB	3/12/2020	13:16:03	150.1	0.983	0.114	22.410	0.022	13.855	17696.817
SAMPLE_0000436.LAB	3/12/2020	13:17:02	150.1	0.983	0.097	14.514	0.015	14.017	17703.137
SAMPLE_0000437.LAB	3/12/2020	13:18:01	150.3	0.983	0.124	15.189	0.015	13.620	17698.397
SAMPLE_0000438.LAB	3/12/2020	13:19:00	150.3	0.983	0.053	12.555	0.013	13.781	17693.354
SAMPLE_0000439.LAB	3/12/2020	13:19:58	150.1	0.983	0.119	17.644	0.018	13.924	17687.090
		Minute average				15.100			17690.222
SAMPLE_0000440.LAB	3/12/2020	13:20:57	150.2	0.983	0.078	15.913	0.016	13.619	17699.233
SAMPLE_0000441.LAB	3/12/2020	13:21:56	150.1	0.983	0.048	9.653	0.010	13.597	17696.290
SAMPLE_0000442.LAB	3/12/2020	13:22:55	150.1	0.983	0.093	15.926	0.016	13.829	17696.204
SAMPLE_0000443.LAB	3/12/2020	13:23:54	150.1	0.983	0.105	15.429	0.015	13.987	17681.067
SAMPLE_0000444.LAB	3/12/2020	13:24:52	150.3	0.983	0.136	16.102	0.016	13.763	17670.436
SAMPLE_0000445.LAB	3/12/2020	13:25:51	150.1	0.983	0.100	16.464	0.016	13.641	17659.323
SAMPLE_0000446.LAB	3/12/2020	13:26:50	150.1	0.983	0.134	15.113	0.015	13.842	17639.779
SAMPLE_0000447.LAB	3/12/2020	13:27:49	150.1	0.983	0.096	9.817	0.010	13.664	17648.220
SAMPLE_0000448.LAB	3/12/2020	13:28:48	150.1	0.983	0.111	11.121	0.011	13.897	17649.503
SAMPLE_0000449.LAB	3/12/2020	13:29:46	150.2	0.983	0.027	13.863	0.014	14.028	17635.834
SAMPLE_0000450.LAB	3/12/2020	13:30:45	150.2	0.982	0.123	10.372	0.010	13.938	17649.308
SAMPLE_0000451.LAB	3/12/2020	13:31:44	150.0	0.982	0.159	9.316	0.009	13.698	17643.513
SAMPLE_0000452.LAB	3/12/2020	13:32:43	150.0	0.983	0.105	17.166	0.017	14.096	17639.813
SAMPLE_0000453.LAB	3/12/2020	13:33:42	150.1	0.983	0.059	13.431	0.013	13.862	17643.329
SAMPLE_0000454.LAB	3/12/2020	13:34:40	150.1	0.983	0.128	19.748	0.020	14.266	17643.292
SAMPLE_0000455.LAB	3/12/2020	13:35:39	150.3	0.982	0.103	5.052	0.005	14.282	17677.673
SAMPLE_0000456.LAB	3/12/2020	13:36:38	150.2	0.982	0.106	17.766	0.018	13.983	17665.917
SAMPLE_0000457.LAB	3/12/2020	13:37:37	150.2	0.983	0.161	19.669	0.020	14.161	17635.858
SAMPLE_0000458.LAB	3/12/2020	13:38:36	150.2	0.982	0.107	17.112	0.017	14.081	17649.847
SAMPLE_0000459.LAB	3/12/2020	13:39:35	150.1	0.982	0.098	16.241	0.016	14.007	17664.095
SAMPLE_0000460.LAB	3/12/2020	13:40:33	150.2	0.982	0.108	7.374	0.007	14.470	17668.817
SAMPLE_0000461.LAB	3/12/2020	13:41:32	150.1	0.982	0.068	16.025	0.016	13.924	17666.076

Spectrum	Date	Time	Temp	Pressure	Ethane [150C] [74-84-0] [2x8cm-1] [Aromatics Filter]	Ethylene Oxide (ppb)	Ethylene Oxide [150C] [75-21-8] [2x8cm-1] [Aromatics Filter]	Methane [150C] [74-82-8] [2x8cm-1] [Aromatics Filter] [SN110281261]	Water [150C] [7732-18-5] [2x8cm-1] [Aromatics Filter] [SN110281261]
			(C)	(ATM)	Con (ppm)	Con (ppb)	Con (ppm)	Con (ppm)	Con (ppm)
SAMPLE_0000462.LAB	3/12/2020	13:42:31	150.1	0.983	0.081	19.380	0.019	13.883	17634.095
SAMPLE_0000463.LAB	3/12/2020	13:43:30	150.1	0.982	0.115	18.123	0.018	13.893	17625.613
SAMPLE_0000464.LAB	3/12/2020	13:44:29	150.1	0.982	0.089	14.377	0.014	13.952	17633.987
SAMPLE_0000465.LAB	3/12/2020	13:45:27	150.1	0.982	0.106	12.036	0.012	13.672	17652.684
SAMPLE_0000466.LAB	3/12/2020	13:46:26	150.1	0.982	0.116	9.734	0.010	13.810	17675.935
SAMPLE_0000467.LAB	3/12/2020	13:47:25	150.1	0.982	0.053	12.726	0.013	13.711	17694.225
SAMPLE_0000468.LAB	3/12/2020	13:48:24	150.1	0.982	0.143	17.984	0.018	13.925	17699.141
SAMPLE_0000469.LAB	3/12/2020	13:49:23	150.1	0.982	0.159	21.883	0.022	13.914	17686.199
SAMPLE_0000470.LAB	3/12/2020	13:50:21	150.1	0.982	0.104	18.099	0.018	13.877	17686.515
SAMPLE_0000471.LAB	3/12/2020	13:51:20	150.1	0.982	0.061	14.228	0.014	13.859	17688.286
SAMPLE_0000472.LAB	3/12/2020	13:52:19	150.2	0.982	0.113	20.767	0.021	13.974	17713.429
SAMPLE_0000473.LAB	3/12/2020	13:53:18	150.1	0.982	0.130	22.786	0.023	14.264	17692.517
SAMPLE_0000474.LAB	3/12/2020	13:54:17	150.3	0.982	0.090	15.666	0.016	14.169	17687.915
SAMPLE_0000475.LAB	3/12/2020	13:55:15	150.1	0.982	0.095	20.740	0.021	14.201	17663.755
SAMPLE_0000476.LAB	3/12/2020	13:56:14	150.1	0.982	0.051	13.692	0.014	14.186	17670.139
SAMPLE_0000477.LAB	3/12/2020	13:57:13	150.2	0.982	0.095	12.756	0.013	14.120	17683.454
SAMPLE_0000478.LAB	3/12/2020	13:58:12	150.1	0.982	0.070	19.547	0.020	14.316	17676.395
SAMPLE_0000479.LAB	3/12/2020	13:59:11	150.1	0.982	0.109	13.695	0.014	14.473	17675.823
SAMPLE_0000480.LAB	3/12/2020	14:00:10	150.1	0.982	0.163	15.795	0.016	14.497	17675.698
SAMPLE_0000481.LAB	3/12/2020	14:01:08	150.1	0.981	0.097	22.341	0.022	14.440	17680.590
SAMPLE_0000482.LAB	3/12/2020	14:02:07	150.1	0.981	0.128	8.362	0.008	14.245	17686.558
SAMPLE_0000483.LAB	3/12/2020	14:03:06	150.1	0.982	0.100	16.284	0.016	14.256	17696.970
SAMPLE_0000484.LAB	3/12/2020	14:04:05	150.1	0.981	0.123	18.341	0.018	14.255	17699.724
SAMPLE_0000485.LAB	3/12/2020	14:05:04	150.1	0.982	0.144	18.480	0.018	14.489	17693.060
SAMPLE_0000486.LAB	3/12/2020	14:06:02	150.1	0.982	0.126	19.462	0.019	14.384	17702.731
SAMPLE_0000487.LAB	3/12/2020	14:07:01	150.1	0.982	0.145	26.455	0.026	14.170	17715.966
SAMPLE_0000488.LAB	3/12/2020	14:08:00	150.1	0.981	0.149	22.038	0.022	14.132	17748.515
SAMPLE_0000489.LAB	3/12/2020	14:08:59	150.2	0.982	0.123	26.466	0.026	14.202	17734.084
		Minute average				24.252			17741.300
SAMPLE_0000490.LAB	3/12/2020	14:09:58	150.1	0.982	0.143	24.870	0.025	14.300	17720.685
SAMPLE_0000491.LAB	3/12/2020	14:10:56	150.2	0.982	0.130	23.032	0.023	14.116	17722.715
SAMPLE_0000492.LAB	3/12/2020	14:11:55	150.2	0.982	0.126	23.671	0.024	14.006	17722.712
SAMPLE_0000493.LAB	3/12/2020	14:12:54	150.1	0.981	0.114	19.811	0.020	14.004	17703.007
SAMPLE_0000494.LAB	3/12/2020	14:13:53	150.1	0.982	0.157	28.606	0.029	14.218	17682.412
SAMPLE_0000495.LAB	3/12/2020	14:14:52	150.1	0.981	0.160	23.620	0.024	14.252	17705.222
SAMPLE_0000496.LAB	3/12/2020	14:15:50	150.2	0.982	0.131	23.088	0.023	14.091	17697.141
SAMPLE_0000497.LAB	3/12/2020	14:16:49	150.1	0.982	0.129	32.372	0.032	14.275	17668.140
SAMPLE_0000498.LAB	3/12/2020	14:17:48	150.2	0.982	0.139	28.874	0.029	14.418	17673.590
SAMPLE_0000499.LAB	3/12/2020	14:18:47	150.3	0.982	0.177	23.477	0.023	14.212	17681.509
SAMPLE_0000500.LAB	3/12/2020	14:19:46	150.1	0.981	0.130	30.961	0.031	14.331	17669.285
SAMPLE_0000501.LAB	3/12/2020	14:20:44	150.2	0.981	0.151	22.476	0.022	14.257	17650.495
SAMPLE_0000502.LAB	3/12/2020	14:21:43	150.1	0.981	0.145	26.952	0.027	14.516	17634.434
SAMPLE_0000503.LAB	3/12/2020	14:22:42	150.1	0.981	0.125	30.696	0.031	14.482	17634.661
SAMPLE_0000504.LAB	3/12/2020	14:23:41	150.1	0.982	0.142	23.945	0.024	14.548	17621.505
SAMPLE_0000505.LAB	3/12/2020	14:24:40	150.1	0.981	0.178	36.577	0.037	14.284	17619.178
SAMPLE_0000506.LAB	3/12/2020	14:25:38	150.2	0.981	0.127	36.844	0.037	14.273	17645.776
SAMPLE_0000507.LAB	3/12/2020	14:26:37	150.0	0.981	0.145	25.904	0.026	14.522	17649.872
SAMPLE_0000508.LAB	3/12/2020	14:27:36	150.1	0.981	0.158	27.877	0.028	14.191	17662.744
SAMPLE_0000509.LAB	3/12/2020	14:28:35	150.1	0.981	0.169	29.852	0.030	14.574	17652.762
SAMPLE_0000510.LAB	3/12/2020	14:29:34	150.2	0.981	0.200	32.964	0.033	14.253	17661.258
SAMPLE_0000511.LAB	3/12/2020	14:30:32	150.1	0.981	0.103	35.939	0.036	14.004	17656.191
SAMPLE_0000512.LAB	3/12/2020	14:31:31	150.1	0.981	0.148	33.761	0.034	14.120	17663.317

MONTROSE
AIR QUALITY SERVICES

Spectrum	Date	Time	Temp	Pressure	Ethane [150C] [74-84-0] [2x8cm-1] [Aromatics Filter]	Ethylene Oxide (ppb)	Ethylene Oxide [150C] [75-21-8] [2x8cm-1] [Aromatics Filter]	Methane [150C] [74-82-8] [2xBcm-1] [Aromatics Filter] [SN110281261]	Water [150C] [7732-18-5] [2x8cm-1] [Aromatics Filter] [SN110281261]
			(C)	(ATM)	Con (ppm)	Con (ppb)	Con (ppm)	Con (ppm)	Con (ppm)
SAMPLE_0000513.LAB	3/12/2020	14:32:30	150.2	0.981	0.151	28.702	0.029	14.045	17667.003
SAMPLE_0000514.LAB	3/12/2020	14:33:29	150.2	0.981	0.112	34.311	0.034	14.370	17672.264
SAMPLE_0000515.LAB	3/12/2020	14:34:28	150.3	0.981	0.142	33.655	0.034	14.074	17669.666
SAMPLE_0000516.LAB	3/12/2020	14:35:27	150.2	0.981	0.173	25.473	0.025	14.238	17671.990
SAMPLE_0000517.LAB	3/12/2020	14:36:25	150.2	0.981	0.131	27.930	0.028	13.998	17695.756
SAMPLE_0000518.LAB	3/12/2020	14:37:24	150.2	0.981	0.156	41.182	0.041	14.398	17699.805
SAMPLE_0000519.LAB	3/12/2020	14:38:23	150.2	0.981	0.150	37.915	0.038	14.138	17692.784
SAMPLE_0000520.LAB	3/12/2020	14:39:22	150.1	0.981	0.208	33.504	0.034	14.219	17714.454
SAMPLE_0000521.LAB	3/12/2020	14:40:21	150.2	0.981	0.151	37.969	0.038	14.216	17696.462
SAMPLE_0000522.LAB	3/12/2020	14:41:19	150.2	0.981	0.176	36.050	0.036	14.339	17707.131
SAMPLE_0000523.LAB	3/12/2020	14:42:18	150.2	0.981	0.164	35.392	0.035	14.559	17726.810
SAMPLE_0000524.LAB	3/12/2020	14:43:17	150.1	0.981	0.177	31.278	0.031	14.611	17718.491
SAMPLE_0000525.LAB	3/12/2020	14:44:16	150.2	0.981	0.174	34.696	0.035	14.272	17717.654
SAMPLE_0000526.LAB	3/12/2020	14:45:15	150.2	0.981	0.139	30.780	0.031	13.971	17711.095
SAMPLE_0000527.LAB	3/12/2020	14:46:13	150.2	0.980	0.111	31.360	0.031	14.125	17714.705
SAMPLE_0000528.LAB	3/12/2020	14:47:12	150.2	0.980	0.165	28.388	0.028	14.212	17700.721
SAMPLE_0000529.LAB	3/12/2020	14:48:11	150.1	0.980	0.154	32.086	0.032	14.571	17692.500
SAMPLE_0000530.LAB	3/12/2020	14:49:10	150.2	0.980	0.125	30.678	0.031	14.112	17716.422
SAMPLE_0000531.LAB	3/12/2020	14:50:09	150.1	0.980	0.096	26.588	0.027	14.187	17735.969
SAMPLE_0000532.LAB	3/12/2020	14:51:08	150.2	0.980	0.134	28.989	0.029	14.098	17747.859
SAMPLE_0000533.LAB	3/12/2020	14:52:06	150.1	0.980	0.113	31.240	0.031	14.386	17735.087
SAMPLE_0000534.LAB	3/12/2020	14:53:05	150.1	0.981	0.200	34.031	0.034	14.159	17728.665
SAMPLE_0000535.LAB	3/12/2020	14:54:04	150.1	0.980	0.184	28.726	0.029	14.276	17719.690
SAMPLE_0000536.LAB	3/12/2020	14:55:03	150.1	0.980	0.095	31.676	0.032	14.489	17721.409
SAMPLE_0000537.LAB	3/12/2020	14:56:02	150.1	0.980	0.123	30.600	0.031	15.204	17730.013
SAMPLE_0000538.LAB	3/12/2020	14:57:00	150.1	0.980	0.142	33.793	0.034	15.101	17750.927
SAMPLE_0000539.LAB	3/12/2020	14:57:59	150.2	0.980	0.152	32.392	0.032	15.116	17768.695
		Minute average				33.093			17759.811
SAMPLE_0000540.LAB	3/12/2020	14:58:58	150.1	0.980	0.167	28.909	0.029	14.897	17759.051
SAMPLE_0000541.LAB	3/12/2020	14:59:57	150.2	0.980	0.128	34.437	0.034	15.227	17763.040
SAMPLE_0000542.LAB	3/12/2020	15:00:56	150.1	0.980	0.179	31.800	0.032	15.419	17777.191
SAMPLE_0000543.LAB	3/12/2020	15:01:54	150.1	0.980	0.207	33.112	0.033	15.447	17798.723
SAMPLE_0000544.LAB	3/12/2020	15:02:53	150.1	0.980	0.127	37.210	0.037	15.292	17801.397
SAMPLE_0000545.LAB	3/12/2020	15:03:52	150.1	0.980	0.162	32.676	0.033	14.801	17777.639
SAMPLE_0000546.LAB	3/12/2020	15:04:51	150.4	0.980	0.074	36.584	0.037	15.096	17816.587
SAMPLE_0000547.LAB	3/12/2020	15:05:50	150.2	0.980	0.122	48.835	0.049	15.111	17834.152
SAMPLE_0000548.LAB	3/12/2020	15:06:48	150.2	0.980	0.139	66.817	0.067	15.426	17856.661
SAMPLE_0000549.LAB	3/12/2020	15:07:47	150.1	0.980	0.169	73.761	0.074	15.589	17864.094
SAMPLE_0000550.LAB	3/12/2020	15:08:46	150.2	0.980	0.116	79.842	0.080	15.237	17885.550
SAMPLE_0000551.LAB	3/12/2020	15:09:45	150.2	0.980	0.173	95.018	0.095	15.056	17895.314
SAMPLE_0000552.LAB	3/12/2020	15:10:44	150.2	0.980	0.108	94.830	0.095	15.084	17892.271
SAMPLE_0000553.LAB	3/12/2020	15:11:42	150.1	0.980	0.195	115.228	0.115	15.204	17875.233
SAMPLE_0000554.LAB	3/12/2020	15:12:41	150.1	0.980	0.127	117.095	0.117	15.311	17859.548
SAMPLE_0000555.LAB	3/12/2020	15:13:40	150.2	0.980	0.106	124.132	0.124	15.010	17875.510
SAMPLE_0000556.LAB	3/12/2020	15:14:39	150.2	0.980	0.191	128.923	0.129	14.830	17882.914
SAMPLE_0000557.LAB	3/12/2020	15:15:38	150.1	0.980	0.121	159.465	0.159	14.922	17884.651
SAMPLE_0000558.LAB	3/12/2020	15:16:36	150.2	0.980	0.159	176.517	0.177	15.240	17896.791
SAMPLE_0000559.LAB	3/12/2020	15:17:35	150.1	0.980	0.133	171.633	0.172	15.183	17888.363
SAMPLE_0000560.LAB	3/12/2020	15:18:34	150.2	0.980	0.146	175.544	0.176	15.308	17886.004
SAMPLE_0000561.LAB	3/12/2020	15:19:33	150.1	0.980	0.125	160.723	0.161	15.516	17913.020
SAMPLE_0000562.LAB	3/12/2020	15:20:32	150.1	0.980	0.160	168.474	0.168	15.500	17940.189
SAMPLE_0000563.LAB	3/12/2020	15:21:30	150.2	0.980	0.165	178.808	0.179	15.279	17952.358

Spectrum	Date	Time	Temp	Pressure	Ethane [150C] [74-84-0] [2x8cm-1] [Aromatics Filter]	Ethylene Oxide (ppb)	Ethylene Oxide [150C] [75-21-8] [2x8cm-1] [Aromatics Filter]	Methane [150C] [74-82-8] [2x8cm-1] [Aromatics Filter] [SN110281261]	Water [150C] [7732-18-5] [2x8cm-1] [Aromatics Filter] [SN110281261]
			(C)	(ATM)	Con (ppm)	Con (ppb)	Con (ppm)	Con (ppm)	Con (ppm)
SAMPLE_0000564.LAB	3/12/2020	15:22:29	150.1	0.980	0.101	176.042	0.176	15.450	17933.520
SAMPLE_0000565.LAB	3/12/2020	15:23:28	150.1	0.980	0.117	157.580	0.158	15.243	17927.972
SAMPLE_0000566.LAB	3/12/2020	15:24:27	150.2	0.980	0.090	156.379	0.156	15.292	17931.601
SAMPLE_0000567.LAB	3/12/2020	15:25:26	150.1	0.980	0.160	136.890	0.137	15.531	17930.410
SAMPLE_0000568.LAB	3/12/2020	15:26:25	150.2	0.980	0.155	123.370	0.123	15.512	17919.308
SAMPLE_0000569.LAB	3/12/2020	15:27:23	150.2	0.980	0.128	116.892	0.117	15.713	17915.555
SAMPLE_0000570.LAB	3/12/2020	15:28:22	150.1	0.980	0.146	107.633	0.108	15.743	17893.482
SAMPLE_0000571.LAB	3/12/2020	15:29:21	150.2	0.980	0.112	103.011	0.103	15.781	17896.547
SAMPLE_0000572.LAB	3/12/2020	15:30:20	150.0	0.980	0.123	94.707	0.095	15.942	17908.965
SAMPLE_0000573.LAB	3/12/2020	15:31:19	150.3	0.980	0.185	88.770	0.089	15.677	17907.551
SAMPLE_0000574.LAB	3/12/2020	15:32:17	150.1	0.980	0.131	88.568	0.089	15.710	17892.694
SAMPLE_0000575.LAB	3/12/2020	15:33:16	150.1	0.980	0.158	82.540	0.083	15.987	17902.908
SAMPLE_0000576.LAB	3/12/2020	15:34:15	150.1	0.980	0.180	80.864	0.081	15.633	17906.864
SAMPLE_0000577.LAB	3/12/2020	15:35:14	150.2	0.980	0.117	70.076	0.070	15.719	17911.371
SAMPLE_0000578.LAB	3/12/2020	15:36:13	150.1	0.980	0.143	74.940	0.075	16.017	17921.768
SAMPLE_0000579.LAB	3/12/2020	15:37:11	150.3	0.980	0.139	69.498	0.069	15.781	17930.746
SAMPLE_0000580.LAB	3/12/2020	15:38:10	150.2	0.980	0.104	68.636	0.069	15.638	17932.324
SAMPLE_0000581.LAB	3/12/2020	15:39:09	150.1	0.980	0.160	66.307	0.066	15.846	17919.334
SAMPLE_0000582.LAB	3/12/2020	15:40:08	150.1	0.980	0.149	63.798	0.064	16.365	17923.072
SAMPLE_0000583.LAB	3/12/2020	15:41:07	150.2	0.980	0.105	65.954	0.066	16.184	17928.010
SAMPLE_0000584.LAB	3/12/2020	15:42:05	150.2	0.980	0.147	61.712	0.062	15.851	17935.079
SAMPLE_0000585.LAB	3/12/2020	15:43:04	150.2	0.980	0.109	53.967	0.054	15.689	17928.221
SAMPLE_0000586.LAB	3/12/2020	15:44:03	150.1	0.980	0.107	57.773	0.058	15.708	17925.976
SAMPLE_0000587.LAB	3/12/2020	15:45:02	150.2	0.980	0.135	57.214	0.057	16.294	17918.102
SAMPLE_0000588.LAB	3/12/2020	15:46:01	150.2	0.979	0.095	52.836	0.053	16.540	17932.989
SAMPLE_0000589.LAB	3/12/2020	15:46:59	150.1	0.980	0.117	50.935	0.051	16.053	17937.238
		Minute average				51.886			17935.114
SAMPLE_0000590.LAB	3/12/2020	15:47:58	150.1	0.979	0.129	60.860	0.061	16.196	17954.139
SAMPLE_0000591.LAB	3/12/2020	15:48:57	150.2	0.979	0.164	43.358	0.043	16.354	17966.757
SAMPLE_0000592.LAB	3/12/2020	15:49:56	150.1	0.979	0.152	41.425	0.041	16.378	17970.336
SAMPLE_0000593.LAB	3/12/2020	15:50:55	150.2	0.979	0.120	34.007	0.034	16.100	17981.414
SAMPLE_0000594.LAB	3/12/2020	15:51:53	150.1	0.980	0.167	39.821	0.040	16.158	17985.129
SAMPLE_0000595.LAB	3/12/2020	15:52:52	150.3	0.980	0.100	40.027	0.040	15.869	17986.322
SAMPLE_0000596.LAB	3/12/2020	15:53:51	150.1	0.980	0.139	40.393	0.040	16.033	17966.106
SAMPLE_0000597.LAB	3/12/2020	15:54:50	150.2	0.980	0.128	43.284	0.043	15.834	17980.015
SAMPLE_0000598.LAB	3/12/2020	15:55:49	150.1	0.979	0.108	34.878	0.035	16.261	18007.165
SAMPLE_0000599.LAB	3/12/2020	15:56:48	150.1	0.979	0.138	36.278	0.036	16.226	18004.715
SAMPLE_0000600.LAB	3/12/2020	15:57:46	150.3	0.979	0.129	39.762	0.040	16.116	18013.198
SAMPLE_0000601.LAB	3/12/2020	15:58:45	150.1	0.979	0.099	34.483	0.034	16.289	18011.328
SAMPLE_0000602.LAB	3/12/2020	15:59:44	150.1	0.979	0.166	32.342	0.032	16.079	18026.380
SAMPLE_0000603.LAB	3/12/2020	16:00:43	150.1	0.979	0.193	35.794	0.036	16.114	18023.044
SAMPLE_0000604.LAB	3/12/2020	16:01:41	150.0	0.979	0.124	35.509	0.036	16.338	17992.465
SAMPLE_0000605.LAB	3/12/2020	16:02:40	150.1	0.979	0.172	38.246	0.038	16.030	18015.107
SAMPLE_0000606.LAB	3/12/2020	16:03:39	150.1	0.979	0.115	37.668	0.038	16.265	18000.995
SAMPLE_0000607.LAB	3/12/2020	16:04:38	150.1	0.979	0.135	33.739	0.034	16.356	17994.809
SAMPLE_0000608.LAB	3/12/2020	16:05:37	150.1	0.979	0.061	36.500	0.037	16.059	18015.973
SAMPLE_0000609.LAB	3/12/2020	16:06:35	150.1	0.979	0.109	32.670	0.033	16.342	18038.568
SAMPLE_0000610.LAB	3/12/2020	16:07:34	150.1	0.979	0.113	36.391	0.036	16.662	18047.405
SAMPLE_0000611.LAB	3/12/2020	16:08:33	150.1	0.979	0.133	25.551	0.026	16.362	18028.866
SAMPLE_0000612.LAB	3/12/2020	16:09:32	150.1	0.979	0.076	26.993	0.027	16.653	18021.131
SAMPLE_0000613.LAB	3/12/2020	16:10:31	150.1	0.979	0.150	31.228	0.031	16.277	18023.520
SAMPLE_0000614.LAB	3/12/2020	16:11:30	150.1	0.979	0.116	40.270	0.040	16.593	18050.659

MONTROSE
AIR QUALITY SERVICES

Spectrum	Date	Time	Temp	Pressure	Ethane [150C] [74-84-0] [2x8cm-1] [Aromatics Filter]	Ethylene Oxide (ppb)	Ethylene Oxide [150C] [75-21-8] [2x8cm-1] [Aromatics Filter]	Methane [150C] [74-82-8] [2x8cm-1] [Aromatics Filter] [SN110281261]	Water [150C] [7732-18-5] [2x8cm-1] [Aromatics Filter] [SN110281261]
			(C)	(ATM)	Con (ppm)	Con (ppb)	Con (ppm)	Con (ppm)	Con (ppm)
SAMPLE_0000615.LAB	3/12/2020	16:12:28	150.1	0.979	0.146	35.857	0.036	16.080	18077.762
SAMPLE_0000616.LAB	3/12/2020	16:13:27	150.1	0.979	0.098	36.980	0.037	15.974	18105.969
SAMPLE_0000617.LAB	3/12/2020	16:14:26	150.1	0.979	0.127	31.979	0.032	16.631	18110.716
SAMPLE_0000618.LAB	3/12/2020	16:15:25	150.1	0.979	0.129	30.706	0.031	16.261	18131.265
SAMPLE_0000619.LAB	3/12/2020	16:16:24	150.1	0.979	0.169	32.680	0.033	16.038	18160.509
SAMPLE_0000620.LAB	3/12/2020	16:17:22	150.1	0.979	0.146	30.363	0.030	16.111	18164.718
SAMPLE_0000621.LAB	3/12/2020	16:18:21	150.3	0.979	0.139	28.551	0.029	16.324	18162.012
SAMPLE_0000622.LAB	3/12/2020	16:19:20	150.2	0.979	0.128	30.623	0.031	16.057	18138.426
SAMPLE_0000623.LAB	3/12/2020	16:20:19	150.1	0.979	0.075	31.763	0.032	16.566	18149.716
SAMPLE_0000624.LAB	3/12/2020	16:21:18	150.1	0.979	0.097	23.840	0.024	16.316	18187.506
SAMPLE_0000625.LAB	3/12/2020	16:22:16	150.1	0.979	0.085	35.201	0.035	16.364	18217.049
SAMPLE_0000626.LAB	3/12/2020	16:23:15	150.1	0.979	0.184	31.487	0.031	16.498	18203.915
SAMPLE_0000627.LAB	3/12/2020	16:24:14	150.3	0.979	0.338	30.982	0.031	16.603	18227.295
SAMPLE_0000628.LAB	3/12/2020	16:25:13	150.1	0.978	0.129	31.025	0.031	16.217	18264.002
SAMPLE_0000629.LAB	3/12/2020	16:26:12	150.3	0.979	0.116	24.366	0.024	16.350	18269.781
SAMPLE_0000630.LAB	3/12/2020	16:27:10	150.1	0.979	0.120	22.185	0.022	16.435	18267.703
SAMPLE_0000631.LAB	3/12/2020	16:28:09	150.2	0.979	0.127	24.681	0.025	16.621	18282.035
SAMPLE_0000632.LAB	3/12/2020	16:29:08	150.1	0.979	0.145	28.243	0.028	16.151	18280.523
SAMPLE_0000633.LAB	3/12/2020	16:30:07	150.1	0.979	0.145	29.553	0.030	16.045	18259.136
SAMPLE_0000634.LAB	3/12/2020	16:31:06	150.1	0.979	0.110	25.949	0.026	15.972	18261.941
SAMPLE_0000635.LAB	3/12/2020	16:32:05	150.1	0.979	0.123	34.036	0.034	16.003	18269.037
SAMPLE_0000636.LAB	3/12/2020	16:33:03	150.1	0.979	0.110	32.234	0.032	16.373	18301.943
SAMPLE_0000637.LAB	3/12/2020	16:34:02	150.1	0.979	0.125	39.518	0.040	15.936	18336.255
SAMPLE_0000638.LAB	3/12/2020	16:35:01	150.1	0.979	0.110	30.470	0.030	16.185	18358.199
SAMPLE_0000639.LAB	3/12/2020	16:36:00	150.1	0.979	0.147	42.568	0.043	16.372	18356.483
SAMPLE_0000640.LAB	3/12/2020	16:36:59	150.2	0.979	0.147	33.683	0.034	16.753	18374.715
		Minute average				38.125			18365.599
SAMPLE_0000641.LAB	3/12/2020	16:37:57	150.1	0.979	0.170	37.879	0.038	16.778	18390.878
SAMPLE_0000642.LAB	3/12/2020	16:38:56	150.1	0.979	0.148	35.746	0.036	16.606	18408.139
SAMPLE_0000643.LAB	3/12/2020	16:39:55	150.3	0.979	0.161	40.192	0.040	16.809	18412.390
SAMPLE_0000644.LAB	3/12/2020	16:40:54	150.2	0.979	0.159	34.044	0.034	16.941	18390.006
SAMPLE_0000645.LAB	3/12/2020	16:41:53	150.2	0.979	0.113	36.325	0.036	16.720	18393.341
SAMPLE_0000646.LAB	3/12/2020	16:42:51	150.1	0.979	0.161	45.669	0.046	16.526	18406.541
SAMPLE_0000647.LAB	3/12/2020	16:43:50	150.2	0.979	0.140	46.518	0.047	16.570	18411.580
SAMPLE_0000648.LAB	3/12/2020	16:44:49	150.1	0.979	0.145	38.752	0.039	16.921	18409.580
SAMPLE_0000649.LAB	3/12/2020	16:45:48	150.1	0.979	0.129	40.735	0.041	17.007	18409.728
SAMPLE_0000650.LAB	3/12/2020	16:46:47	150.2	0.979	0.114	45.529	0.046	16.924	18405.297
SAMPLE_0000651.LAB	3/12/2020	16:47:45	150.2	0.979	0.125	41.078	0.041	17.237	18403.444
SAMPLE_0000652.LAB	3/12/2020	16:48:44	150.1	0.979	0.181	41.434	0.041	16.950	18395.501
SAMPLE_0000653.LAB	3/12/2020	16:49:43	150.1	0.979	0.125	43.952	0.044	16.537	18394.755
SAMPLE_0000654.LAB	3/12/2020	16:50:42	150.1	0.979	0.119	43.353	0.043	16.268	18380.958
SAMPLE_0000655.LAB	3/12/2020	16:51:41	150.1	0.979	0.166	41.407	0.041	16.356	18373.921
SAMPLE_0000656.LAB	3/12/2020	16:52:39	150.1	0.979	0.158	50.327	0.050	16.122	18398.313
SAMPLE_0000657.LAB	3/12/2020	16:53:38	150.2	0.979	0.192	40.213	0.040	16.589	18401.970
SAMPLE_0000658.LAB	3/12/2020	16:54:37	150.2	0.979	0.145	41.326	0.041	16.158	18382.991
SAMPLE_0000659.LAB	3/12/2020	16:55:36	150.1	0.979	0.152	45.123	0.045	16.494	18367.709
SAMPLE_0000660.LAB	3/12/2020	16:56:35	150.2	0.979	0.140	47.604	0.048	16.669	18368.484
SAMPLE_0000661.LAB	3/12/2020	16:57:33	150.1	0.979	0.166	40.723	0.041	16.575	18364.875
SAMPLE_0000662.LAB	3/12/2020	16:58:32	150.1	0.979	0.162	45.126	0.045	16.312	18370.515
SAMPLE_0000663.LAB	3/12/2020	16:59:31	150.1	0.979	0.146	49.687	0.050	16.613	18354.168
SAMPLE_0000664.LAB	3/12/2020	17:00:30	150.1	0.979	0.193	53.275	0.053	16.456	18356.070
SAMPLE_0000665.LAB	3/12/2020	17:01:29	150.1	0.979	0.214	46.554	0.047	16.423	18358.186

MONTROSE
AIR QUALITY SERVICES

Spectrum	Date	Time	Temp	Pressure	Ethane [150C] [74-84-0] [2x8cm-1] [Aromatics Filter]	Ethylene Oxide (ppb)	Ethylene Oxide [150C] [75-21-8] [2x8cm-1] [Aromatics Filter]	Methane [150C] [74-82-8] [2x8cm-1] [Aromatics Filter] [SN110281261]	Water [150C] [7732-18-5] [2x8cm-1] [Aromatics Filter] [SN110281261]
			(C)	(ATM)	Con (ppm)	Con (ppb)	Con (ppm)	Con (ppm)	Con (ppm)
SAMPLE_0000666.LAB	3/12/2020	17:02:27	150.1	0.979	0.162	56.903	0.057	16.455	18382.788
SAMPLE_0000667.LAB	3/12/2020	17:03:26	150.1	0.979	0.208	54.732	0.055	16.593	18383.138
SAMPLE_0000668.LAB	3/12/2020	17:04:25	150.1	0.979	0.182	50.841	0.051	16.667	18393.760
SAMPLE_0000669.LAB	3/12/2020	17:05:24	150.1	0.979	0.112	55.829	0.056	16.066	18415.609
SAMPLE_0000670.LAB	3/12/2020	17:06:23	150.1	0.979	0.187	48.801	0.049	16.246	18453.280
SAMPLE_0000671.LAB	3/12/2020	17:07:21	150.1	0.979	0.222	46.981	0.047	16.483	18476.156
SAMPLE_0000672.LAB	3/12/2020	17:08:20	150.1	0.979	0.240	55.658	0.056	16.334	18453.945
SAMPLE_0000673.LAB	3/12/2020	17:09:19	150.0	0.979	0.149	44.811	0.045	16.190	18450.532
SAMPLE_0000674.LAB	3/12/2020	17:10:18	150.0	0.979	0.173	41.249	0.041	16.470	18479.616
SAMPLE_0000675.LAB	3/12/2020	17:11:17	150.1	0.979	0.182	46.686	0.047	16.554	18528.606
SAMPLE_0000676.LAB	3/12/2020	17:12:16	150.1	0.979	0.144	43.082	0.043	16.467	18571.775
SAMPLE_0000677.LAB	3/12/2020	17:13:14	150.1	0.979	0.183	48.064	0.048	16.674	18583.789
SAMPLE_0000678.LAB	3/12/2020	17:14:13	150.1	0.979	0.179	46.365	0.046	16.650	18590.405
SAMPLE_0000679.LAB	3/12/2020	17:15:12	150.1	0.979	0.134	46.576	0.047	16.653	18602.253
SAMPLE_0000680.LAB	3/12/2020	17:16:11	150.1	0.979	0.130	44.865	0.045	16.626	18643.958
SAMPLE_0000681.LAB	3/12/2020	17:17:10	150.1	0.979	0.111	45.246	0.045	16.524	18678.345
SAMPLE_0000682.LAB	3/12/2020	17:18:08	150.1	0.979	0.084	53.483	0.053	16.271	18717.827
SAMPLE_0000683.LAB	3/12/2020	17:19:07	150.1	0.979	0.124	48.387	0.048	16.399	18746.184
SAMPLE_0000684.LAB	3/12/2020	17:20:06	150.2	0.979	0.148	46.780	0.047	16.451	18799.636
SAMPLE_0000685.LAB	3/12/2020	17:21:05	150.1	0.979	0.178	51.178	0.051	16.407	18824.127
SAMPLE_0000686.LAB	3/12/2020	17:22:04	150.1	0.979	0.142	48.344	0.048	16.870	18863.147
SAMPLE_0000687.LAB	3/12/2020	17:23:02	150.1	0.979	0.176	53.287	0.053	16.597	18874.166
SAMPLE_0000688.LAB	3/12/2020	17:24:01	150.1	0.979	0.198	50.263	0.050	16.252	18914.566
SAMPLE_0000689.LAB	3/12/2020	17:25:00	150.1	0.979	0.188	61.202	0.061	16.613	18946.042
SAMPLE_0000690.LAB	3/12/2020	17:25:59	150.0	0.979	0.147	59.712	0.060	16.854	18957.423
		Minute average				60.457			18951.732
SAMPLE_0000691.LAB	3/12/2020	17:26:58	150.1	0.979	0.177	60.566	0.061	16.648	18965.646
SAMPLE_0000692.LAB	3/12/2020	17:27:56	150.1	0.979	0.088	51.193	0.051	16.704	18991.611
SAMPLE_0000693.LAB	3/12/2020	17:28:55	150.1	0.979	0.131	53.828	0.054	17.000	19048.428
SAMPLE_0000694.LAB	3/12/2020	17:29:54	150.0	0.978	0.189	53.475	0.053	16.537	19077.697
SAMPLE_0000695.LAB	3/12/2020	17:30:53	150.0	0.979	0.176	56.014	0.056	16.367	19074.306
SAMPLE_0000696.LAB	3/12/2020	17:31:52	150.1	0.979	0.138	60.320	0.060	16.819	19085.509
SAMPLE_0000697.LAB	3/12/2020	17:32:51	150.1	0.979	0.182	55.749	0.056	16.664	19103.948
SAMPLE_0000698.LAB	3/12/2020	17:33:49	150.1	0.979	0.118	52.660	0.053	16.807	19108.798
SAMPLE_0000699.LAB	3/12/2020	17:34:48	150.1	0.979	0.173	56.854	0.057	16.995	19105.855
SAMPLE_0000700.LAB	3/12/2020	17:35:47	150.0	0.979	0.186	52.626	0.053	16.596	19130.988
SAMPLE_0000701.LAB	3/12/2020	17:36:46	150.1	0.979	0.143	44.631	0.045	16.663	19138.436
SAMPLE_0000702.LAB	3/12/2020	17:37:45	150.1	0.979	0.098	49.864	0.050	16.836	19142.887
SAMPLE_0000703.LAB	3/12/2020	17:38:43	150.0	0.979	0.099	48.583	0.049	16.679	19150.801
SAMPLE_0000704.LAB	3/12/2020	17:39:42	150.1	0.979	0.150	44.962	0.045	16.755	19180.862
SAMPLE_0000705.LAB	3/12/2020	17:40:41	150.1	0.979	0.172	52.453	0.052	16.896	19203.011
SAMPLE_0000706.LAB	3/12/2020	17:41:40	150.0	0.979	0.194	40.162	0.040	16.584	19214.446
SAMPLE_0000707.LAB	3/12/2020	17:42:39	150.1	0.979	0.131	50.448	0.050	16.980	19218.124
SAMPLE_0000708.LAB	3/12/2020	17:43:37	150.1	0.979	0.186	46.138	0.046	16.760	19240.673
SAMPLE_0000709.LAB	3/12/2020	17:44:36	150.1	0.979	0.175	53.141	0.053	16.669	19235.691
SAMPLE_0000710.LAB	3/12/2020	17:45:35	150.1	0.979	0.169	48.236	0.048	17.139	19239.662
SAMPLE_0000711.LAB	3/12/2020	17:46:34	150.0	0.979	0.111	44.302	0.044	16.863	19225.964
SAMPLE_0000712.LAB	3/12/2020	17:47:33	150.0	0.979	0.108	43.402	0.043	16.548	19238.766
SAMPLE_0000713.LAB	3/12/2020	17:48:32	150.1	0.978	0.161	48.615	0.049	16.939	19269.254
SAMPLE_0000714.LAB	3/12/2020	17:49:30	150.0	0.979	0.211	45.956	0.046	16.972	19236.901
SAMPLE_0000715.LAB	3/12/2020	17:50:29	149.9	0.979	0.184	47.671	0.048	17.003	19216.852
SAMPLE_0000716.LAB	3/12/2020	17:51:28	150.0	0.979	0.212	48.900	0.049	16.566	19233.512

MONTROSE
AIR QUALITY SERVICES

Spectrum	Date	Time	Temp	Pressure	Ethane [150C] [74-84-0] [2x8cm-1] [Aromatics Filter]	Ethylene Oxide (ppb)	Ethylene Oxide [150C] [75-21-8] [2x8cm-1] [Aromatics Filter]	Methane [150C] [74-82-8] [2x8cm-1] [Aromatics Filter] [5N110281261]	Water [150C] [7732-18-5] [2x8cm-1] [Aromatics Filter] [5N110281261]
			(C)	(ATM)	Con (ppm)	Con (ppb)	Con (ppm)	Con (ppm)	Con (ppm)
SAMPLE_0000717.LAB	3/12/2020	17:52:27	150.0	0.979	0.209	56.156	0.056	16.601	19253.066
SAMPLE_0000718.LAB	3/12/2020	17:53:26	150.1	0.979	0.219	60.914	0.061	16.810	19279.684
SAMPLE_0000719.LAB	3/12/2020	17:54:24	150.0	0.979	0.234	53.266	0.053	16.945	19287.681
SAMPLE_0000720.LAB	3/12/2020	17:55:23	150.0	0.979	0.200	47.657	0.048	16.864	19301.625
SAMPLE_0000721.LAB	3/12/2020	17:56:22	150.0	0.979	0.189	52.494	0.052	16.926	19306.769
SAMPLE_0000722.LAB	3/12/2020	17:57:21	150.0	0.978	0.279	66.138	0.066	17.009	19333.476
SAMPLE_0000723.LAB	3/12/2020	17:58:20	149.8	0.979	0.177	58.821	0.059	16.931	19291.034
SAMPLE_0000724.LAB	3/12/2020	17:59:19	150.0	0.978	0.197	53.686	0.054	16.963	19278.547
SAMPLE_0000725.LAB	3/12/2020	18:00:17	150.0	0.978	0.216	69.038	0.069	16.925	19265.371
SAMPLE_0000726.LAB	3/12/2020	18:01:16	150.0	0.978	0.214	67.564	0.068	16.941	19282.126
SAMPLE_0000727.LAB	3/12/2020	18:02:15	149.9	0.978	0.208	64.865	0.065	16.954	19292.753
SAMPLE_0000728.LAB	3/12/2020	18:03:14	150.0	0.978	0.182	74.349	0.074	17.043	19293.049
SAMPLE_0000729.LAB	3/12/2020	18:04:13	149.9	0.978	0.223	78.344	0.078	16.813	19281.405
SAMPLE_0000730.LAB	3/12/2020	18:05:11	149.9	0.978	0.226	67.386	0.067	17.015	19297.424
SAMPLE_0000731.LAB	3/12/2020	18:06:10	150.0	0.978	0.163	69.438	0.069	16.840	19269.157
SAMPLE_0000732.LAB	3/12/2020	18:07:09	150.1	0.978	0.245	64.215	0.064	16.967	19274.949
SAMPLE_0000733.LAB	3/12/2020	18:08:08	150.1	0.978	0.120	64.405	0.064	17.128	19280.773
SAMPLE_0000734.LAB	3/12/2020	18:09:07	150.0	0.978	0.229	80.215	0.080	16.302	19282.346
SAMPLE_0000735.LAB	3/12/2020	18:10:05	149.9	0.978	0.228	73.889	0.074	16.405	19267.031
SAMPLE_0000736.LAB	3/12/2020	18:11:04	150.0	0.978	0.226	80.328	0.080	16.184	19277.636
SAMPLE_0000737.LAB	3/12/2020	18:12:03	150.0	0.978	0.156	67.729	0.068	16.096	19248.827
SAMPLE_0000738.LAB	3/12/2020	18:13:02	150.0	0.978	0.213	76.004	0.076	16.320	19261.899
SAMPLE_0000739.LAB	3/12/2020	18:14:01	150.1	0.978	0.196	83.931	0.084	16.223	19295.303
SAMPLE_0000740.LAB	3/12/2020	18:14:59	150.0	0.978	0.174	75.495	0.075	16.164	19308.944
		Minute average				79.713			19302.123
SAMPLE_0000741.LAB	3/12/2020	18:15:58	150.1	0.979	0.190	79.653	0.080	16.230	19303.214
SAMPLE_0000742.LAB	3/12/2020	18:16:57	150.1	0.978	0.170	65.934	0.066	16.439	19332.258
SAMPLE_0000743.LAB	3/12/2020	18:17:56	150.1	0.978	0.198	64.441	0.064	16.315	19323.271
SAMPLE_0000744.LAB	3/12/2020	18:18:55	150.1	0.978	0.167	66.368	0.066	16.159	19308.609
SAMPLE_0000745.LAB	3/12/2020	18:19:54	150.0	0.978	0.203	65.569	0.066	16.423	19307.425
SAMPLE_0000746.LAB	3/12/2020	18:20:52	150.0	0.978	0.117	62.079	0.062	16.525	19303.900
SAMPLE_0000747.LAB	3/12/2020	18:21:51	150.0	0.978	0.200	65.728	0.066	16.188	19327.051
SAMPLE_0000748.LAB	3/12/2020	18:22:50	150.0	0.978	0.121	65.046	0.065	16.417	19342.674
SAMPLE_0000749.LAB	3/12/2020	18:23:49	150.1	0.978	0.169	65.141	0.065	16.508	19362.701
SAMPLE_0000750.LAB	3/12/2020	18:24:48	150.1	0.978	0.166	63.517	0.064	16.281	19348.066
SAMPLE_0000751.LAB	3/12/2020	18:25:47	150.0	0.978	0.149	56.165	0.056	16.129	19358.337
SAMPLE_0000752.LAB	3/12/2020	18:26:45	150.0	0.978	0.189	67.856	0.068	16.053	19356.511
SAMPLE_0000753.LAB	3/12/2020	18:27:44	150.0	0.978	0.166	74.224	0.074	16.373	19350.619
SAMPLE_0000754.LAB	3/12/2020	18:28:43	150.0	0.978	0.121	69.405	0.069	16.444	19357.634
SAMPLE_0000755.LAB	3/12/2020	18:29:42	149.9	0.978	0.205	69.827	0.070	16.285	19356.511
SAMPLE_0000756.LAB	3/12/2020	18:30:40	150.0	0.979	0.177	82.388	0.082	16.910	17484.612
SAMPLE_0000757.LAB	3/12/2020	18:31:39	150.0	0.978	0.177	76.468	0.076	16.680	16477.005
SAMPLE_0000758.LAB	3/12/2020	18:32:38	150.0	0.978	0.212	90.000	0.090	16.881	16479.199
SAMPLE_0000759.LAB	3/12/2020	18:33:37	150.0	0.979	0.161	98.262	0.098	16.707	16502.727
SAMPLE_0000760.LAB	3/12/2020	18:34:36	150.1	0.979	0.133	92.600	0.093	16.833	16511.827
SAMPLE_0000761.LAB	3/12/2020	18:35:35	150.0	0.978	0.191	85.369	0.085	16.994	16489.187
SAMPLE_0000762.LAB	3/12/2020	18:36:33	150.0	0.979	0.167	86.337	0.086	16.168	16504.952
SAMPLE_0000763.LAB	3/12/2020	18:37:32	149.9	0.979	0.136	80.735	0.081	16.272	16523.540
SAMPLE_0000764.LAB	3/12/2020	18:38:31	150.0	0.978	0.192	100.943	0.101	16.050	16523.137
SAMPLE_0000765.LAB	3/12/2020	18:39:30	150.1	0.978	0.167	92.168	0.092	15.963	16517.580
SAMPLE_0000766.LAB	3/12/2020	18:40:29	150.1	0.978	0.187	91.404	0.091	16.186	16492.176
SAMPLE_0000767.LAB	3/12/2020	18:41:27	150.1	0.979	0.193	81.117	0.081	16.089	16497.960

MONTROSE
AIR QUALITY SERVICES

Spectrum	Date	Time	Temp	Pressure	Ethane [150C] [74-84-0] [2x8cm-1] [Aromatics Filter]	Ethylene Oxide (ppb)	Ethylene Oxide [150C] [75-21-8] [2x8cm-1] [Aromatics Filter]	Methane [150C] [74-82-8] [2x8cm-1] [Aromatics Filter] [SN110281261]	Water [150C] [7732-18-5] [2x8cm-1] [Aromatics Filter] [SN110281261]
			(C)	(ATM)	Con (ppm)	Con (ppb)	Con (ppm)	Con (ppm)	Con (ppm)
SAMPLE_0000768.LAB	3/12/2020	18:42:26	150.1	0.978	0.185	82.792	0.083	16.031	16497.679
SAMPLE_0000769.LAB	3/12/2020	18:43:25	150.0	0.979	0.157	97.362	0.097	-0.134	16482.318
SAMPLE_0000770.LAB	3/12/2020	18:44:24	150.1	0.979	0.171	87.463	0.087	16.096	16487.529
SAMPLE_0000771.LAB	3/12/2020	18:45:23	150.1	0.979	0.119	89.221	0.089	16.306	16484.386
SAMPLE_0000772.LAB	3/12/2020	18:46:21	150.1	0.979	0.261	95.034	0.095	16.182	16496.032
SAMPLE_0000773.LAB	3/12/2020	18:47:20	150.1	0.979	0.227	89.677	0.090	16.025	16366.143
SAMPLE_0000774.LAB	3/12/2020	18:48:19	150.1	0.979	0.819	87.644	0.088	3.219	263.374
ZERO SYSTEM_0000775.LAB	3/12/2020	18:50:01	150.1	0.978	-0.209	-7.280	-0.007	0.066	205.329
ZERO SYSTEM_0000776.LAB	3/12/2020	18:51:00	149.9	0.978	-0.198	-13.017	-0.013	0.051	177.652
ZERO SYSTEM_0000777.LAB	3/12/2020	18:51:59	150.0	0.979	-0.236	-16.243	-0.016	0.047	164.212
ZERO SYSTEM_0000778.LAB	3/12/2020	18:52:57	149.9	0.978	-0.205	-15.521	-0.016	0.052	2647.650
CTS SYSTEM_0000779.LAB	3/12/2020	18:53:16	149.9	0.979	0.028	-29.410	-0.029	6.624	9272.549
CTS SYSTEM_0000780.LAB	3/12/2020	18:53:30	150.1	0.978	4.804	54.277	0.054	24.329	815.889
CTS SYSTEM_0000781.LAB	3/12/2020	18:53:45	150.1	0.978	2.226	494.407	0.494	95.531	181.378
CTS SYSTEM_0000782.LAB	3/12/2020	18:54:00	150.0	0.978	0.396	391.571	0.392	101.048	124.357
CTS SYSTEM_0000783.LAB	3/12/2020	18:54:14	150.1	0.978	0.298	397.712	0.398	99.918	101.923
CTS SYSTEM_0000784.LAB	3/12/2020	18:54:29	150.0	0.978	0.252	393.633	0.394	99.709	57.849
CTS SYSTEM_0000785.LAB	3/12/2020	18:55:13	150.1	0.978	0.251	391.017	0.391	99.796	55.508
CTS SYSTEM_0000786.LAB	3/12/2020	18:55:28	150.0	0.978	0.349	384.243	0.384	99.793	38.244
CTS SYSTEM_0000787.LAB	3/12/2020	18:55:42	150.1	0.978	0.192	403.439	0.403	99.838	49.129
CTS SYSTEM_0000788.LAB	3/12/2020	18:55:57	150.1	0.978	0.237	394.772	0.395	99.867	43.564
CTS SYSTEM_0000789.LAB	3/12/2020	18:56:12	150.1	0.978	0.229	387.272	0.387	99.897	55.894
CTS SYSTEM_0000790.LAB	3/12/2020	18:56:26	150.1	0.978	0.358	388.423	0.388	99.896	3517.696
CAL SYSTEM_0000791.LAB	3/12/2020	18:56:41	150.1	0.979	-0.084	209.466	0.209	56.584	5303.906
CAL SYSTEM_0000792.LAB	3/12/2020	18:56:56	150.0	0.979	172.858	866.556	0.867	20.097	330.794
CAL SYSTEM_0000793.LAB	3/12/2020	18:57:10	150.1	0.978	514.383	1878.302	1.878	0.137	195.907
CAL SYSTEM_0000794.LAB	3/12/2020	18:57:25	150.1	0.978	518.193	1958.218	1.958	-0.288	184.243
CAL SYSTEM_0000795.LAB	3/12/2020	18:57:40	150.1	0.978	518.835	1995.401	1.995	-0.366	131.025
CAL SYSTEM_0000796.LAB	3/12/2020	18:57:55	150.1	0.979	518.475	2001.097	2.001	-0.398	141.965
CAL SYSTEM_0000797.LAB	3/12/2020	18:58:09	150.0	0.978	518.909	2036.976	2.037	-0.407	135.395
CAL SYSTEM_0000798.LAB	3/12/2020	18:58:24	150.0	0.979	519.084	2031.990	2.032	-0.412	119.845
CAL SYSTEM_0000799.LAB	3/12/2020	18:58:39	150.0	0.978	519.174	2057.207	2.057	-0.436	128.740
CAL SYSTEM_0000800.LAB	3/12/2020	18:58:53	150.1	0.978	519.196	2055.929	2.056	-0.438	118.108
CAL SYSTEM_0000801.LAB	3/12/2020	18:59:08	150.1	0.978	519.426	2065.964	2.066	-0.462	116.212
CAL SYSTEM_0000802.LAB	3/12/2020	18:59:23	150.1	0.978	519.693	2071.417	2.071	-0.461	112.716
CAL SYSTEM_0000803.LAB	3/12/2020	18:59:38	150.0	0.979	519.321	2077.488	2.077	-0.465	105.500
CAL SYSTEM_0000804.LAB	3/12/2020	18:59:52	150.0	0.979	519.350	2084.611	2.085	-0.450	125.967
CAL SYSTEM_0000805.LAB	3/12/2020	19:00:07	150.0	0.978	519.568	2096.733	2.097	-0.456	119.137
CAL SYSTEM_0000806.LAB	3/12/2020	19:00:22	150.0	0.978	519.634	2101.680	2.102	-0.468	124.473
CAL SYSTEM_0000807.LAB	3/12/2020	19:00:36	150.1	0.978	519.841	2104.837	2.105	-0.468	102.909
CAL SYSTEM_0000808.LAB	3/12/2020	19:00:51	150.0	0.978	519.278	2103.902	2.104	-0.463	104.907
CAL SYSTEM_0000809.LAB	3/12/2020	19:01:06	150.0	0.978	520.017	2106.565	2.107	-0.483	112.379
CAL SYSTEM_0000810.LAB	3/12/2020	19:01:20	150.0	0.978	519.661	2106.668	2.107	-0.478	108.491
CAL SYSTEM_0000811.LAB	3/12/2020	19:01:35	150.1	0.978	520.360	2116.028	2.116	-0.477	95.826
CAL SYSTEM_0000812.LAB	3/12/2020	19:01:50	150.1	0.978	519.901	2113.140	2.113	-0.496	97.137
CAL SYSTEM_0000813.LAB	3/12/2020	19:02:05	150.0	0.978	519.882	2118.154	2.118	-0.489	113.438
CAL SYSTEM_0000814.LAB	3/12/2020	19:02:19	150.1	0.979	519.952	2129.196	2.129	-0.485	102.973
CAL SYSTEM_0000815.LAB	3/12/2020	19:02:34	150.2	0.979	519.760	2125.598	2.126	-0.476	112.737
CAL SYSTEM_0000816.LAB	3/12/2020	19:02:49	150.1	0.978	520.496	2118.355	2.118	-0.486	108.083
CAL SYSTEM_0000817.LAB	3/12/2020	19:03:03	150.0	0.978	520.064	2132.227	2.132	-0.482	108.184
CAL SYSTEM_0000818.LAB	3/12/2020	19:03:18	150.1	0.978	520.275	2140.882	2.141	-0.511	103.084
CAL SYSTEM_0000819.LAB	3/12/2020	19:03:33	150.1	0.979	520.400	2138.483	2.138	-0.493	111.054

Spectrum	Date	Time	Temp	Pressure	Ethane [150C] [74-84-0] [2x8cm-1] [Aromatics Filter]	Ethylene Oxide (ppb)	Ethylene Oxide [150C] [75-21-8] [2x8cm-1] [Aromatics Filter]	Methane [150C] [74-82-8] [2x8cm-1] [Aromatics Filter] [SN110281261]	Water [150C] [7732-18-5] [2x8cm-1] [Aromatics Filter] [SN110281261]
			(C)	(ATM)	Con (ppm)	Con (ppb)	Con (ppm)	Con (ppm)	Con (ppm)
CAL SYSTEM_0000820.LAB	3/12/2020	19:03:47	150.1	0.978	519.879	2131.629	2.132	-0.485	104.039
CAL SYSTEM_0000821.LAB	3/12/2020	19:04:02	150.0	0.978	520.672	2130.476	2.130	-0.491	94.764
CAL SYSTEM_0000822.LAB	3/12/2020	19:04:17	150.0	0.978	520.494	2150.150	2.150	-0.496	94.590
CAL SYSTEM_0000823.LAB	3/12/2020	19:04:32	150.1	0.978	520.258	2136.666	2.137	-0.512	103.056
CAL SYSTEM_0000824.LAB	3/12/2020	19:04:46	150.0	0.978	520.508	2145.991	2.146	-0.479	118.527
CAL SYSTEM_0000825.LAB	3/12/2020	19:05:01	150.1	0.978	520.317	2153.785	2.154	-0.497	110.961
CAL SYSTEM_0000826.LAB	3/12/2020	19:05:16	150.1	0.978	520.287	2142.708	2.143	-0.507	99.536
CAL SYSTEM_0000827.LAB	3/12/2020	19:06:01	150.1	0.979	520.144	2151.018	2.151	-0.494	118.925
CAL SYSTEM_0000828.LAB	3/12/2020	19:06:15	150.1	0.978	520.436	2146.942	2.147	-0.501	96.165
CAL SYSTEM_0000829.LAB	3/12/2020	19:06:30	150.1	0.978	520.518	2155.336	2.155	-0.507	105.566
CAL SYSTEM_0000830.LAB	3/12/2020	19:06:45	149.9	0.978	520.570	2155.757	2.156	-0.494	94.633
CAL SYSTEM_0000831.LAB	3/12/2020	19:06:59	150.1	0.978	520.355	2161.572	2.162	-0.489	96.348
CAL SYSTEM_0000832.LAB	3/12/2020	19:07:14	149.9	0.978	520.755	2141.639	2.142	-0.492	104.071
CAL SYSTEM_0000833.LAB	3/12/2020	19:07:29	150.0	0.978	520.103	2148.475	2.148	-0.490	112.086
CAL SYSTEM_0000834.LAB	3/12/2020	19:07:43	150.1	0.978	520.635	2147.798	2.148	-0.514	94.170
CAL SYSTEM_0000835.LAB	3/12/2020	19:07:58	150.0	0.978	520.770	2167.440	2.167	-0.506	94.134
CAL SYSTEM_0000836.LAB	3/12/2020	19:08:13	150.1	0.979	520.450	2169.447	2.169	-0.511	91.551
CAL SYSTEM_0000837.LAB	3/12/2020	19:08:28	150.1	0.979	520.363	2155.945	2.156	-0.488	74.361
CAL SYSTEM_0000838.LAB	3/12/2020	19:08:42	150.0	0.979	520.578	2166.818	2.167	-0.490	87.007
CAL SYSTEM_0000839.LAB	3/12/2020	19:08:57	150.0	0.978	520.485	2171.233	2.171	-0.490	91.482
CAL SYSTEM_0000840.LAB	3/12/2020	19:09:12	150.1	0.978	521.308	2148.082	2.148	-0.505	97.326
CAL SYSTEM_0000841.LAB	3/12/2020	19:09:26	149.9	0.979	520.536	2169.085	2.169	-0.491	96.070
CAL SYSTEM_0000842.LAB	3/12/2020	19:09:41	150.0	0.978	520.753	2157.406	2.157	-0.498	90.079
CAL SYSTEM_0000843.LAB	3/12/2020	19:09:56	150.0	0.978	520.684	2148.793	2.149	-0.511	95.050
CAL SYSTEM_0000844.LAB	3/12/2020	19:10:10	150.1	0.979	520.726	2150.918	2.151	-0.513	99.131
CAL SYSTEM_0000845.LAB	3/12/2020	19:10:25	150.1	0.978	520.933	2180.758	2.181	-0.495	101.892
CAL SYSTEM_0000846.LAB	3/12/2020	19:10:40	150.0	0.980	522.858	2170.343	2.170	-0.503	87.206
CAL SYSTEM_0000847.LAB	3/12/2020	19:10:54	150.1	0.980	524.178	2205.861	2.206	-0.493	80.181
CAL SYSTEM_0000848.LAB	3/12/2020	19:11:09	150.1	0.979	524.228	2200.728	2.201	-0.502	102.681
CAL SYSTEM_0000849.LAB	3/12/2020	19:11:24	150.1	0.979	524.180	2215.991	2.216	-0.504	82.031
CAL SYSTEM_0000850.LAB	3/12/2020	19:11:39	150.1	0.979	523.866	2208.013	2.208	-0.505	-58.513
CAL SYSTEM_0000851.LAB	3/12/2020	19:11:53	150.1	0.979	107.985	568.874	0.569	-0.057	202.969
CAL SYSTEM_0000852.LAB	3/12/2020	19:12:08	150.0	0.979	53.693	230.778	0.231	0.072	195.837
CAL SYSTEM_0000853.LAB	3/12/2020	19:12:23	150.0	0.979	52.628	216.701	0.217	0.074	199.211
SPIKE_0000854.LAB	3/12/2020	19:12:37	150.1	0.980	52.329	216.106	0.216	0.054	208.153
SPIKE_0000855.LAB	3/12/2020	19:12:52	150.0	0.980	52.119	205.965	0.206	0.071	198.349
SPIKE_0000856.LAB	3/12/2020	19:13:07	149.9	0.979	52.085	205.970	0.206	0.070	195.436
SPIKE_0000857.LAB	3/12/2020	19:13:22	150.0	0.979	52.061	204.709	0.205	0.067	210.609
SPIKE_0000858.LAB	3/12/2020	19:13:36	150.0	0.980	51.894	207.256	0.207	0.072	199.742
SPIKE_0000859.LAB	3/12/2020	19:13:51	150.0	0.979	51.904	201.506	0.202	0.071	194.305
SPIKE_0000860.LAB	3/12/2020	19:14:06	150.1	0.980	51.798	219.841	0.220	0.080	192.304
SPIKE_0000861.LAB	3/12/2020	19:14:20	149.9	0.980	51.786	205.742	0.206	0.071	194.690
SPIKE_0000862.LAB	3/12/2020	19:14:35	150.1	0.979	51.883	203.853	0.204	0.066	200.239
SPIKE_0000863.LAB	3/12/2020	19:14:50	150.0	0.979	51.751	201.307	0.201	0.051	378.211
SPIKE_0000864.LAB	3/12/2020	19:15:04	150.1	0.979	51.524	202.786	0.203	0.234	16254.232
SPIKE_0000865.LAB	3/12/2020	19:15:19	150.1	0.980	48.472	-46.106	-0.046	2.098	8967.099
SPIKE_0000866.LAB	3/12/2020	19:15:34	150.0	0.980	50.839	-127.627	-0.128	0.273	4824.670
SPIKE_0000867.LAB	3/12/2020	19:15:49	150.0	0.979	51.229	-101.065	-0.101	0.170	3167.751
SPIKE_0000868.LAB	3/12/2020	19:16:03	150.0	0.979	51.530	-87.140	-0.087	0.121	2357.764
SPIKE_0000869.LAB	3/12/2020	19:16:18	150.1	0.979	51.414	-61.995	-0.062	0.114	1945.801
SPIKE_0000870.LAB	3/12/2020	19:16:33	150.0	0.978	51.266	-56.877	-0.057	0.098	1652.439
SPIKE_0000871.LAB	3/12/2020	19:16:47	149.9	0.978	51.462	-52.292	-0.052	0.079	1436.551

MONTROSE
AIR QUALITY SERVICES

Spectrum	Date	Time	Temp	Pressure	Ethane [150C] [74-84-0] [2x8cm-1] [Aromatics Filter]	Ethylene Oxide (ppb)	Ethylene Oxide [150C] [75-21-8] [2x8cm-1] [Aromatics Filter]	Methane [150C] [74-82-8] [2x8cm-1] [Aromatics Filter] [SN110281261]	Water [150C] [7732-18-5] [2x8cm-1] [Aromatics Filter] [SN110281261]
			(C)	(ATM)	Con (ppm)	Con (ppb)	Con (ppm)	Con (ppm)	Con (ppm)
SPIKE_0000872.LAB	3/12/2020	19:17:02	150.0	0.979	51.266	-60.172	-0.060	0.088	1283.272
SPIKE_0000873.LAB	3/12/2020	19:17:17	150.0	0.978	51.387	-43.421	-0.043	0.098	1147.702
SPIKE_0000874.LAB	3/12/2020	19:17:31	149.9	0.978	51.228	-40.589	-0.041	0.070	1026.750
SPIKE_0000875.LAB	3/12/2020	19:17:46	149.9	0.979	51.216	-42.798	-0.043	0.092	940.720
SPIKE_0000876.LAB	3/12/2020	19:18:01	150.1	0.979	51.323	-55.045	-0.055	0.091	858.426
SPIKE_0000877.LAB	3/12/2020	19:18:16	150.1	0.979	51.399	-28.932	-0.029	0.084	763.079
SPIKE_0000878.LAB	3/12/2020	19:18:30	150.0	0.978	51.237	-42.436	-0.042	0.076	711.092
SPIKE_0000879.LAB	3/12/2020	19:18:45	150.1	0.978	51.223	-29.249	-0.029	0.081	660.763
SPIKE_0000880.LAB	3/12/2020	19:19:00	150.1	0.979	51.392	-47.063	-0.047	0.069	631.540
SPIKE_0000881.LAB	3/12/2020	19:19:14	150.1	0.979	51.259	-30.290	-0.030	0.071	587.077
SPIKE_0000882.LAB	3/12/2020	19:19:29	150.1	0.979	51.262	-43.690	-0.044	0.072	570.985
SPIKE_0000883.LAB	3/12/2020	19:19:44	150.1	0.979	51.284	-37.038	-0.037	0.082	533.172
SPIKE_0000884.LAB	3/12/2020	19:19:58	150.1	0.978	51.410	-36.062	-0.036	0.071	500.581
SPIKE_0000885.LAB	3/12/2020	19:20:13	150.0	0.979	51.260	-37.526	-0.038	0.076	486.829
SPIKE_0000886.LAB	3/12/2020	19:20:28	150.0	0.978	51.344	-28.381	-0.028	0.071	455.780
SPIKE_0000887.LAB	3/12/2020	19:20:43	150.1	0.979	51.386	-32.424	-0.032	0.061	442.402
SPIKE_0000888.LAB	3/12/2020	19:20:57	150.1	0.978	51.323	-37.736	-0.038	0.069	431.421
SPIKE_0000889.LAB	3/12/2020	19:21:12	150.1	0.979	51.420	-22.673	-0.023	0.074	416.919
SPIKE_0000890.LAB	3/12/2020	19:21:27	150.1	0.979	51.368	-29.871	-0.030	0.076	411.240
SPIKE_0000891.LAB	3/12/2020	19:21:41	150.0	0.978	51.320	-26.516	-0.027	0.065	397.550
SPIKE_0000892.LAB	3/12/2020	19:21:56	149.9	0.978	51.381	-29.673	-0.030	0.082	394.360
SPIKE_0000893.LAB	3/12/2020	19:22:11	150.0	0.979	51.329	-28.600	-0.029	0.067	379.628
SPIKE_0000894.LAB	3/12/2020	19:22:26	150.0	0.978	51.401	-29.258	-0.029	0.066	359.992
SPIKE_0000895.LAB	3/12/2020	19:22:40	150.0	0.978	51.423	-24.189	-0.024	0.082	364.524
SPIKE_0000896.LAB	3/12/2020	19:22:55	150.0	0.979	51.194	-13.617	-0.014	0.062	346.831
SPIKE_0000897.LAB	3/12/2020	19:23:10	150.0	0.979	51.291	-28.948	-0.029	0.082	340.232
SPIKE_0000898.LAB	3/12/2020	19:23:24	150.0	0.979	51.327	-24.875	-0.025	0.075	336.520
SPIKE_0000899.LAB	3/12/2020	19:23:39	150.0	0.978	51.363	-27.197	-0.027	0.058	441.209
SPIKE_0000900.LAB	3/12/2020	19:23:54	150.0	0.978	36.846	-19.755	-0.020	5.132	2311.378
SPIKE_0000901.LAB	3/12/2020	19:24:08	150.1	0.978	2.625	16.253	0.016	18.754	3545.001
SPIKE_0000902.LAB	3/12/2020	19:24:23	150.0	0.978	1.070	17.637	0.018	19.431	4036.905
SPIKE_0000903.LAB	3/12/2020	19:24:38	150.0	0.978	0.772	5.560	0.006	19.139	4284.704
SPIKE_0000904.LAB	3/12/2020	19:24:52	150.1	0.978	0.765	-1.251	-0.001	19.360	4605.962
SPIKE_0000905.LAB	3/12/2020	19:25:07	150.1	0.978	0.618	-4.495	-0.004	19.415	5698.871
SPIKE_0000906.LAB	3/12/2020	19:25:22	150.1	0.978	0.694	-13.815	-0.014	19.534	9445.172
SPIKE_0000907.LAB	3/12/2020	19:25:37	150.1	0.978	0.501	-18.551	-0.019	19.608	12622.692
SPIKE_0000908.LAB	3/12/2020	19:25:51	150.1	0.978	0.461	6.977	0.007	19.547	13804.061
SPIKE_0000909.LAB	3/12/2020	19:26:06	150.0	0.978	0.461	11.127	0.011	19.493	14261.669
SPIKE_0000910.LAB	3/12/2020	19:26:21	150.1	0.978	0.513	26.263	0.026	19.370	14532.423
SPIKE_0000911.LAB	3/12/2020	19:26:35	150.1	0.978	0.368	18.939	0.019	19.321	14619.457
SPIKE_0000912.LAB	3/12/2020	19:26:50	149.9	0.978	0.487	16.111	0.016	19.600	14700.637
SPIKE_0000913.LAB	3/12/2020	19:27:05	150.0	0.978	0.495	19.312	0.019	20.024	14844.084
SPIKE_0000914.LAB	3/12/2020	19:27:20	150.0	0.978	0.397	40.630	0.041	20.174	15034.804
SPIKE_0000915.LAB	3/12/2020	19:27:34	150.0	0.978	0.418	32.789	0.033	20.061	15263.106
SPIKE_0000916.LAB	3/12/2020	19:27:49	150.0	0.978	0.453	32.371	0.032	19.916	15437.905
SPIKE_0000917.LAB	3/12/2020	19:28:04	150.1	0.978	0.388	41.948	0.042	20.100	15532.300
SPIKE_0000918.LAB	3/12/2020	19:28:18	150.0	0.978	0.294	42.692	0.043	19.932	15571.320
SPIKE_0000919.LAB	3/12/2020	19:28:33	150.1	0.978	0.373	41.844	0.042	19.695	15529.639
SPIKE_0000920.LAB	3/12/2020	19:28:48	150.1	0.978	0.328	41.074	0.041	19.573	15486.043
SPIKE_0000921.LAB	3/12/2020	19:29:02	150.0	0.978	0.365	36.569	0.037	19.491	15534.651
SPIKE_0000922.LAB	3/12/2020	19:29:17	150.1	0.978	0.296	38.044	0.038	19.576	15629.065
SPIKE_0000923.LAB	3/12/2020	19:29:32	150.0	0.978	0.323	38.291	0.038	19.662	15788.179

MONTROSE
AIR QUALITY SERVICES

Spectrum	Date	Time	Temp	Pressure	Ethane [150C] [74-84-0] [2x8cm-1] [Aromatics Filter]	Ethylene Oxide (ppb)	Ethylene Oxide [150C] [75-21-8] [2x8cm-1] [Aromatics Filter]	Methane [150C] [74-82-8] [2x8cm-1] [Aromatics Filter] [SN110281261]	Water [150C] [7732-18-5] [2x8cm-1] [Aromatics Filter] [SN110281261]
			(C)	(ATM)	Con (ppm)	Con (ppb)	Con (ppm)	Con (ppm)	Con (ppm)
SPIKE_0000924.LAB	3/12/2020	19:29:46	150.1	0.978	0.311	56.029	0.056	19.607	15954.530
SPIKE_0000925.LAB	3/12/2020	19:30:01	150.1	0.978	0.301	43.764	0.044	19.512	16043.095
SPIKE_0000926.LAB	3/12/2020	19:30:16	150.1	0.978	0.345	48.521	0.049	19.721	16031.971
SPIKE_0000927.LAB	3/12/2020	19:30:31	150.1	0.978	0.359	52.990	0.053	19.390	15954.279
SPIKE_0000928.LAB	3/12/2020	19:30:45	150.1	0.978	0.480	39.791	0.040	19.466	16110.139
SPIKE_0000929.LAB	3/12/2020	19:31:00	150.0	0.978	0.323	66.792	0.067	19.656	16180.035
NATIVE_0000930.LAB	3/12/2020	19:31:26	150.0	0.978	0.268	61.131	0.061	19.487	16207.334
NATIVE_0000931.LAB	3/12/2020	19:31:40	150.1	0.978	0.344	66.062	0.066	19.475	16242.234
NATIVE_0000932.LAB	3/12/2020	19:31:55	150.0	0.978	0.325	59.295	0.059	19.540	16260.283
NATIVE_0000933.LAB	3/12/2020	19:32:10	150.0	0.978	0.212	80.043	0.080	19.346	16269.509
NATIVE_0000934.LAB	3/12/2020	19:32:25	150.0	0.978	0.278	59.416	0.059	19.262	16294.856
NATIVE_0000935.LAB	3/12/2020	19:32:39	150.1	0.978	0.255	58.041	0.058	19.059	16321.902
NATIVE_0000936.LAB	3/12/2020	19:32:54	150.2	0.978	0.302	57.407	0.057	19.254	16343.359
NATIVE_0000937.LAB	3/12/2020	19:33:09	150.1	0.978	0.141	73.299	0.073	19.466	16361.454
NATIVE_0000938.LAB	3/12/2020	19:33:23	150.2	0.978	0.167	56.294	0.056	19.423	16362.877
NATIVE_0000939.LAB	3/12/2020	19:33:38	150.1	0.978	0.225	54.192	0.054	19.469	16370.469
NATIVE_0000940.LAB	3/12/2020	19:33:53	150.0	0.978	0.261	73.681	0.074	19.494	16382.817
NATIVE_0000941.LAB	3/12/2020	19:34:07	150.1	0.978	0.297	68.046	0.068	19.511	16409.139
NATIVE_0000942.LAB	3/12/2020	19:34:22	150.1	0.978	0.343	57.140	0.057	19.725	16414.177
NATIVE_0000943.LAB	3/12/2020	19:34:37	150.1	0.978	0.260	63.075	0.063	19.616	16438.425
NATIVE_0000944.LAB	3/12/2020	19:34:52	150.1	0.978	0.249	56.678	0.057	19.609	2114.737

MONTROSE AIR QUALITY SERVICES

FTIR FIELD DATA QA/QC SUMMARY

Company: Medline
Location: Waukegan, IL
Source: Inlet #1
Test Date: 3/10/2020

Operator: D. Chapman

FTIR Instrument: MKS Instruments
FTIR Model: MKS - Model 2030
FTIR S/N: 4462
Pathlength: 5.11
Temperature: 150 Deg C
Pressure: 0.9-1.0 ATM
Cell Volume: 200 mL
Computer: T-16 Computer -1
Data Path: Olt\Excel_Word
Major Compound: Ethylene Oxide

QA/QC Parameter	Date Performed	Result	Pass Criteria	Comments
Setup Menu	3/10/2020	N/A	N/A	Recorded in Word File
System Leak Check	3/10/2020	< 200 ml/min	Y	Recorded in Word File
Positive Leak Check	3/10/2020	null at 0.5 PSIG	Y	Recorded in Word File
System Pathlength	3/10/2020	5.11 meters	Y	CTS +/- 5 %
System Flow Rate	3/10/2020	6 LPM	N/A	Recorded in Word File
FTIR Resolution	3/10/2020	0.5	N/A	Recorded in Word File
Apodization Function	3/10/2020	med Norton Beer	N/A	Recorded in Word File
Scan Time	3/10/2020	64	N/A	Recorded in Excel File
Sample Conditioning System - Dilution	3/10/2020	N/A	N/A	SF6 Tracer Gas
FTIR Linearization	3/10/2020	Pass	Zero @ 300 and 2900	PET Filter
Health Check Utility	3/10/2020	Pass	Y	Recorded in Word File
Instrument Monitor Check				
Intensity - Pretest	3/10/2020	1.82	Y	Recorded in Word File
Intensity- Posttest	3/10/2020	1.82	Y	Recorded in Word File
S/N Ratio Test - Pretest	3/10/2020	715/1392/925	Y	4 scans / res 0.5
S/N Ratio Test - Pretest	3/10/2020	2947/5280/3658	Y	64 scans / res 0.5
Laser Frequency	3/10/2020	15798.326	Y	Recorded in Word File
FWHH (cm-1)	3/10/2020	0.49	Y	Recorded in Word File
Water Line (cm-1)	3/10/2020	3920	Y	Recorded in Word File
Peak analysis				
Ambient Air/Water Vapor	3/10/2020	Peak @ 3920	Y	Recorded in Word File
Baseline				
Nitrogen	3/10/2020	< 0.005 AU	Y	Recorded in Excel File
Background Spectra Recorded	3/10/2020	Y	N/A	Recorded in Excel File
Calibration Transfer Standard Instrument Check				
Ethylene 100 ppm	3/10/2020	~100	Y	Recorded in Excel File
Calibration Transfer Standard - Sampling System Check				
Ethylene 100 ppm	3/10/2020	~100	Y	Recorded in Excel File
Analyte Gases				
EtOH, MeOH,Acetaldehyde, Acrolein, EtAc ~ 50 ppm	3/10/2020	~50	Y	Recorded in Excel File
Dynamic Spiking ~ 90 % Stack Gas/ 10 % Cal	3/10/2020	90-100	Y	Must be between 70 and 130 %
System Response Time, sec (plus scan time)	3/10/2020	29	N/A	Recorded in Excel File

MONTROSE AIR QUALITY SERVICES

FTIR FIELD QA/QC DATA

Company: Medline
Location: Waukegan, IL
Source: Inlet #1
Date: 03/10/20

Parameter	Check Std Ethylene Oxide ppm wb	CTS Ethylene ppm wb	Recovery (%)	M320/ASTM QA/QC Requiremer	Pass
System LOD - MDL	0.389	N/A	N/A	N/A	Y
System LOQ - 3X MDL	1.17	N/A	N/A	N/A	Y
FTIR Zero Instrument	-0.02	N/A	N/A	N/A	Y
FTIR Zero System Pre-test	1.99	N/A	N/A	N/A	Y
FTIR Zero System Post-test	-0.42	N/A	N/A	N/A	Y
FTIR Check Std Instrument	5045.85	N/A	-0.60	+/- 5 % or 5 ppm	Y
FTIR Check Std Pre-test System	5036.97	N/A	-0.77	+/- 5 % or 5 ppm	Y
FTIR Check Std Post-test System	5079.03	N/A	0.06	+/- 5 % or 5 ppm	Y
Spike Recovery, %	100.12	N/A	N/A	+/- 30 %	Y
CTS Instrument	N/A	102.18	-1.29	+/- 5 %	Y
CTS Pretest System	N/A	102.04	-1.43	+/- 5 %	Y
CTS Posttest System	N/A	102.22	-1.26	+/- 5 %	Y

Instrument	
Laser Frequency	15798.326
FWHH (cm-1)	0.49
Water Line (cm-1)	3920

Check Standard Cylinder	Ethylene Oxide	SF6
SX32969	**5076.00**	**10.050**

CTS	Ethylene	SF6
ALM024437	**103.50**	**5.200**

MONTROSE AIR QUALITY SERVICES

FTIR FIELD QA/QC DATA

Company: Medline
Location: Waukegan, IL
Source: Inlet #1
Date: 03/11/20

Parameter	Check Std Ethylene Oxide ppm wb	CTS Ethylene ppm wb	Recovery (%)	M320/ASTM QA/QC Requiremer	Pass
System LOD - MDL	0.389	N/A	N/A	N/A	Y
System LOQ - 3X MDL	1.17	N/A	N/A	N/A	Y
FTIR Zero Instrument	-0.75	N/A	N/A	N/A	Y
FTIR Zero System Pre-test	-3.06	N/A	N/A	N/A	Y
FTIR Zero System Post-test	0.95	N/A	N/A	N/A	Y
FTIR Check Std Instrument	5072.98	N/A	-0.06	+/- 5 % or 5 ppm	Y
FTIR Check Std Pre-test System	5059.31	N/A	-0.33	+/- 5 % or 5 ppm	Y
FTIR Check Std Post-test System	5069.18	N/A	-0.13	+/- 5 % or 5 ppm	Y
Spike Recovery, %	100.12	N/A	N/A	+/- 30 %	Y
CTS Instrument	N/A	102.40	-1.08	+/- 5 %	Y
CTS Pretest System	N/A	102.49	-0.99	+/- 5 %	Y
CTS Posttest System	N/A	102.22	-1.25	+/- 5 %	Y

Instrument	
Laser Frequency	15798.326
FWHH (cm-1)	0.49
Water Line (cm-1)	3920

Check Standard Cylinder	Ethylene Oxide	SF6
SX32969	5076.00	10.050

CTS	Ethylene	SF6
ALM024437	103.50	5.200

MONTROSE AIR QUALITY SERVICES

FTIR FIELD QA/QC DATA

Company: Medline
Location: Waukegan, IL
Source: Inlet #1
Date: 03/12/20

Parameter	Check Std Ethylene Oxide ppm wb	CTS Ethylene ppm wb	Recovery (%)	M320/ASTM QA/QC Requiremer	Pass
System LOD - MDL	0.389	N/A	N/A	N/A	Y
System LOQ - 3X MDL	1.17	N/A	N/A	N/A	Y
FTIR Zero Instrument	-0.29	N/A	N/A	N/A	Y
FTIR Zero System Pre-test	4.15	N/A	N/A	N/A	Y
FTIR Zero System Post-test	0.12	N/A	N/A	N/A	Y
FTIR Check Std Instrument	5068.43	N/A	-0.15	+/- 5 % or 5 ppm	Y
FTIR Check Std Pre-test System	5063.60	N/A	-0.24	+/- 5 % or 5 ppm	Y
FTIR Check Std Post-test System	5059.70	N/A	-0.32	+/- 5 % or 5 ppm	Y
Spike Recovery, %	100.12	N/A	N/A	+/- 30 %	Y
CTS Instrument	N/A	102.25	-1.22	+/- 5 %	Y
CTS Pretest System	N/A	103.17	-0.32	+/- 5 %	Y
CTS Posttest System	N/A	102.59	-0.88	+/- 5 %	Y

Instrument	
Laser Frequency	15798.326
FWHH (cm-1)	0.48
Water Line (cm-1)	3920

Check Standard Cylinder	Ethylene Oxide	SF6
SX32969	5076.00	10.050

CTS	Ethylene	SF6
ALM024437	103.50	5.200

MONTROSE AIR QUALITY SERVICES

USEPA Method 320 CTS System Data

Company: Medline
Location: Waukegan, IL
Source: Inlet #1

Run Number	Date	Run Time	Pretest Clock time	Pretest Spectra	Pretest CTS-Ethylene (ppm v wb)	Posttest Clock time	Posttest Spectra	Posttest CTS-Ethylene (ppm v wb)	Pass Criteria (Y/N)
1	3/10/2020	08:21-18:34	6:45	83	102.0	19:11	904	102.2	Y
2	3/11/2020	08:35-18:30	6:41	1092	102.5	18:54	1847	102.2	Y
3	3/12/2020	08:10-18:30	7:02	2093	103.2	19:25	2903	102.6	Y

CTS Cylinder	Ethylene, ppm	Ethylene Upper Limit, ppm	Ethylene Lower Limit, ppm	SF6, ppm
ALM024437	**103.5**	**108.7**	**98.3**	**5.200**

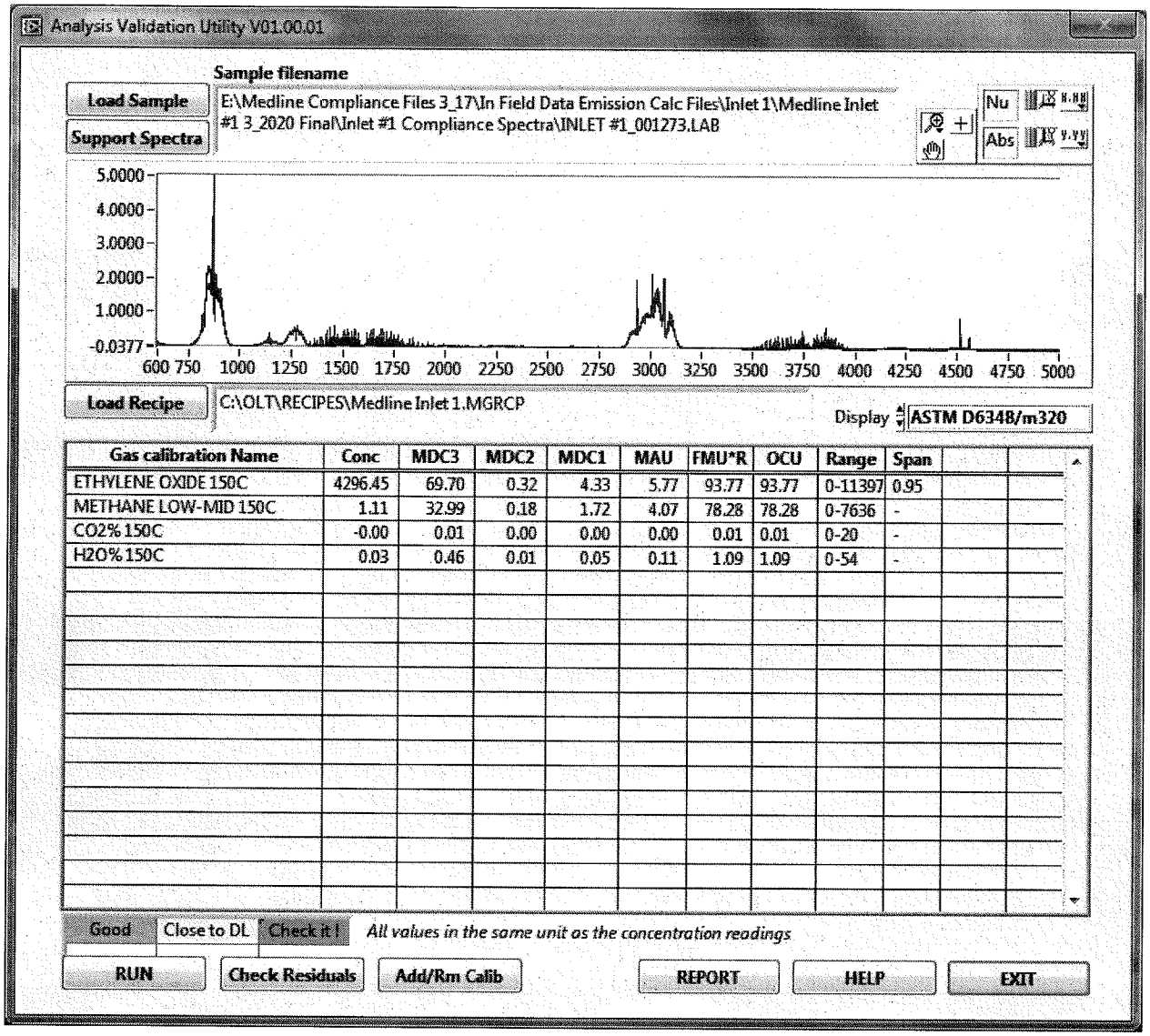

Inlet #1

3/11/2020

Run 2 - #1273

3/11/2020 @ 10:00

Result in field – 4224 ppm ethylene oxide – Inlet #1

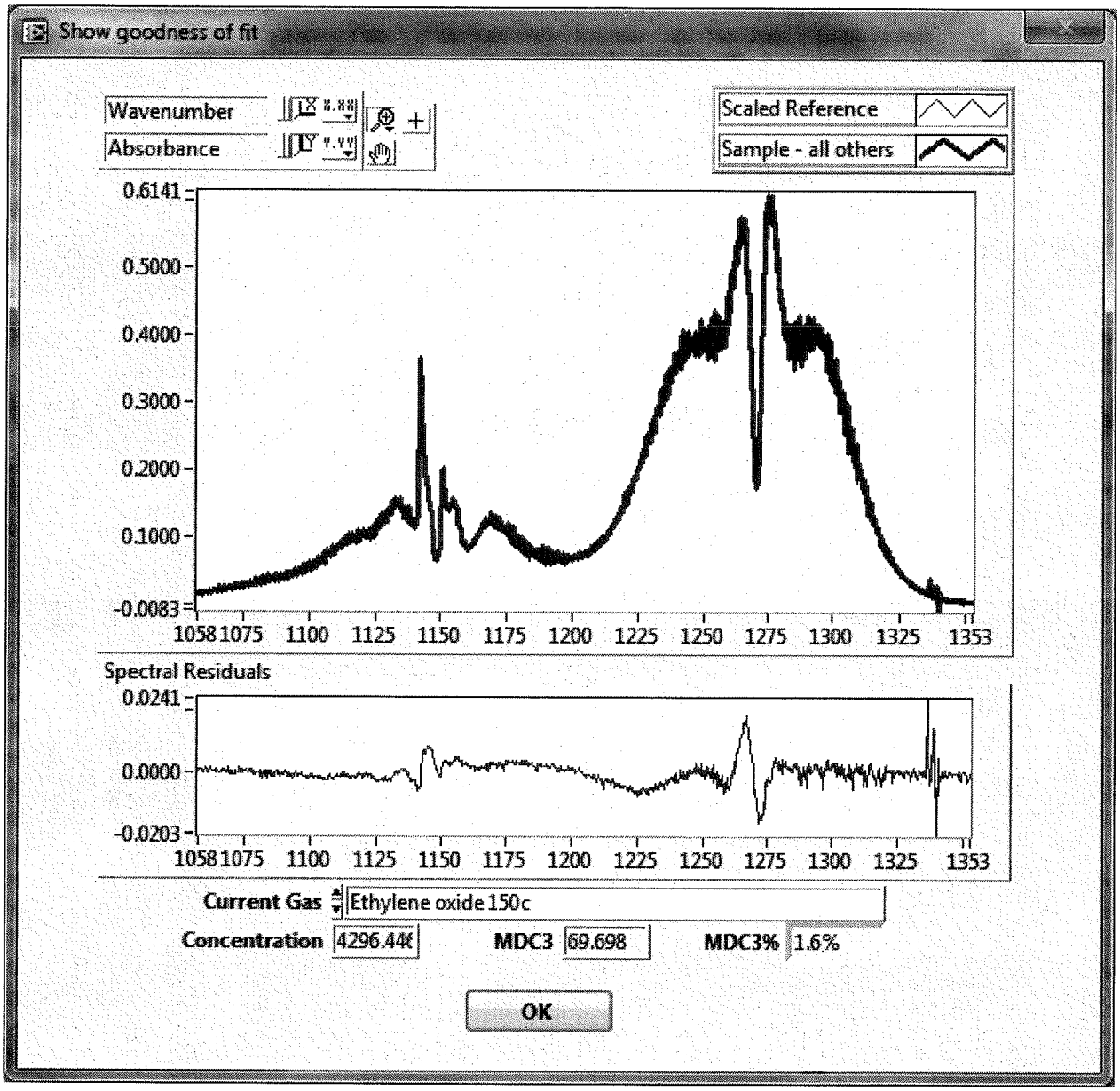
Show goodness of fit
Wavenumber
Absorbance
Scaled Reference
Sample - all others
0.6141
0.5000
0.4000
0.3000
0.2000
0.1000
-0.0083
1058 1075 1100 1125 1150 1175 1200 1225 1250 1275 1300 1325 1353
Spectral Residuals
0.0241
0.0000
-0.0203
1058 1075 1100 1125 1150 1175 1200 1225 1250 1275 1300 1325 1353
Current Gas
Ethylene oxide 150c
Concentration
4296.44(
MDC3
69.698
MDC3%
1.6%
OK

FTIR Field Data

Company: Medline
Location: Waukegan, IL
Source: Inlet #1
Date: 3/10/2020
Run: 1
Time: 08:21-18:34

Spectrum	Date	Time	Ethylene Oxide ppmv wb	Methane ppmv wb	CO2 % vol wb	Water % vol
INLET #1_000223.LAB	3/10/2020	8:21	1,887.5	1.79	0.01	0.02
INLET #1_000224.LAB	3/10/2020	8:22	1,877.7	1.55	0.01	0.01
INLET #1_000225.LAB	3/10/2020	8:23	1,870.0	1.77	0.01	0.01
INLET #1_000226.LAB	3/10/2020	8:24	1,856.6	1.56	0.01	0.02
INLET #1_000227.LAB	3/10/2020	8:25	2,820.3	1.07	0.01	0.04
INLET #1_000228.LAB	3/10/2020	8:26	5,621.0	0.72	0.00	0.05
INLET #1_000229.LAB	3/10/2020	8:27	5,746.2	1.16	0.00	0.06
INLET #1_000230.LAB	3/10/2020	8:28	5,729.7	0.51	0.00	0.05
INLET #1_000231.LAB	3/10/2020	8:29	5,729.7	1.57	0.01	0.02
INLET #1_000232.LAB	3/10/2020	8:30	5,729.7	1.46	0.01	0.02
INLET #1_000233.LAB	3/10/2020	8:31	5,729.7	1.51	0.01	0.01
INLET #1_000234.LAB	3/10/2020	8:32	5,729.7	1.60	0.01	0.01
INLET #1_000235.LAB	3/10/2020	8:33	9,311.4	0.66	0.00	0.04
INLET #1_000236.LAB	3/10/2020	8:34	9,476.9	1.73	0.00	0.04
INLET #1_000237.LAB	3/10/2020	8:35	9,636.0	2.37	0.00	0.04
INLET #1_000238.LAB	3/10/2020	8:36	9,849.4	1.15	0.00	0.04
INLET #1_000239.LAB	3/10/2020	8:37	9,290.1	1.38	0.00	0.04
INLET #1_000240.LAB	3/10/2020	8:38	6,382.7	1.16	0.00	0.05
INLET #1_000241.LAB	3/10/2020	8:39	5,746.0	0.88	0.00	0.05
INLET #1_000242.LAB	3/10/2020	8:40	5,616.8	1.17	0.00	0.05
INLET #1_000243.LAB	3/10/2020	8:41	5,702.2	0.51	0.00	0.05
INLET #1_000244.LAB	3/10/2020	8:42	6,201.2	0.94	0.01	0.05
INLET #1_000245.LAB	3/10/2020	8:43	6,527.7	1.56	0.00	0.05
INLET #1_000246.LAB	3/10/2020	8:44	6,068.1	1.08	0.00	0.05
INLET #1_000247.LAB	3/10/2020	8:45	5,895.2	0.79	0.00	0.05
INLET #1_000248.LAB	3/10/2020	8:46	6,138.4	0.78	0.00	0.05
INLET #1_000249.LAB	3/10/2020	8:47	6,200.0	1.08	0.00	0.05
INLET #1_000250.LAB	3/10/2020	8:48	7,811.3	2.19	0.00	0.04
INLET #1_000251.LAB	3/10/2020	8:49	8,600.0	0.53	0.00	0.03
INLET #1_000252.LAB	3/10/2020	8:50	9,223.2	-0.19	0.00	0.04
INLET #1_000253.LAB	3/10/2020	8:51	9,645.1	1.89	0.00	0.03
INLET #1_000254.LAB	3/10/2020	8:52	10,020.4	1.88	0.00	0.03
INLET #1_000255.LAB	3/10/2020	8:53	9,491.5	-1.22	0.00	0.03
INLET #1_000256.LAB	3/10/2020	8:54	8,096.4	0.07	0.00	0.02
INLET #1_000257.LAB	3/10/2020	8:55	8,091.3	-0.65	0.00	0.02
INLET #1_000258.LAB	3/10/2020	8:56	7,124.0	0.73	0.01	0.03
INLET #1_000259.LAB	3/10/2020	8:57	6,584.2	1.27	0.01	0.04
INLET #1_000260.LAB	3/10/2020	8:58	6,548.5	0.74	0.01	0.04
INLET #1_000261.LAB	3/10/2020	8:59	6,757.3	0.71	0.01	0.03
INLET #1_000262.LAB	3/10/2020	9:00	6,893.4	0.39	0.01	0.03
INLET #1_000263.LAB	3/10/2020	9:01	5,772.2	0.58	0.01	0.04
INLET #1_000264.LAB	3/10/2020	9:02	5,552.3	0.82	0.01	0.04
INLET #1_000265.LAB	3/10/2020	9:03	5,598.2	0.74	0.01	0.04
INLET #1_000266.LAB	3/10/2020	9:04	5,645.0	0.67	0.01	0.04
INLET #1_000267.LAB	3/10/2020	9:05	5,702.4	0.15	0.01	0.04
INLET #1_000268.LAB	3/10/2020	9:06	5,742.6	0.94	0.01	0.04
INLET #1_000269.LAB	3/10/2020	9:07	6,960.7	0.33	0.01	0.03
INLET #1_000270.LAB	3/10/2020	9:08	7,906.7	0.54	0.01	0.03
INLET #1_000271.LAB	3/10/2020	9:09	7,932.7	0.21	0.00	0.03
INLET #1_000272.LAB	3/10/2020	9:10	6,522.9	-0.11	0.00	0.02
INLET #1_000273.LAB	3/10/2020	9:11	6,398.0	-0.29	0.00	0.02
INLET #1_000274.LAB	3/10/2020	9:12	6,457.9	-0.19	0.00	0.02
INLET #1_000275.LAB	3/10/2020	9:13	5,887.2	0.58	0.00	0.02
INLET #1_000276.LAB	3/10/2020	9:14	5,614.0	-0.15	0.00	0.03
INLET #1_000277.LAB	3/10/2020	9:15	5,627.3	-0.75	0.00	0.02
INLET #1_000278.LAB	3/10/2020	9:16	5,475.3	0.37	0.00	0.00
INLET #1_000279.LAB	3/10/2020	9:17	5,398.8	0.76	0.00	0.00
INLET #1_000280.LAB	3/10/2020	9:18	5,771.0	-0.12	0.00	0.02
INLET #1_000281.LAB	3/10/2020	9:19	6,345.3	0.27	0.00	0.02
INLET #1_000282.LAB	3/10/2020	9:20	6,432.4	0.09	0.00	0.02
INLET #1_000283.LAB	3/10/2020	9:21	6,484.3	0.29	0.00	0.02
INLET #1_000284.LAB	3/10/2020	9:22	6,566.4	0.34	0.00	0.01
INLET #1_000285.LAB	3/10/2020	9:23	6,620.1	0.44	0.00	0.02
INLET #1_000286.LAB	3/10/2020	9:24	6,652.3	-0.38	0.00	0.01
INLET #1_000287.LAB	3/10/2020	9:25	6,728.3	0.44	0.00	0.01
INLET #1_000288.LAB	3/10/2020	9:26	6,835.0	0.53	0.00	0.01
INLET #1_000289.LAB	3/10/2020	9:27	5,658.7	0.16	0.00	0.02
INLET #1_000290.LAB	3/10/2020	9:28	4,955.3	-0.03	0.00	0.00
INLET #1_000291.LAB	3/10/2020	9:29	4,705.5	0.01	0.00	0.01
INLET #1_000292.LAB	3/10/2020	9:30	4,920.7	0.19	0.00	0.01
INLET #1_000293.LAB	3/10/2020	9:31	5,457.3	-0.67	0.00	0.03
INLET #1_000294.LAB	3/10/2020	9:32	4,828.1	-0.12	0.00	0.00
INLET #1_000295.LAB	3/10/2020	9:33	4,791.6	0.34	0.00	0.00
INLET #1_000296.LAB	3/10/2020	9:34	4,965.2	0.30	0.00	0.00
INLET #1_000297.LAB	3/10/2020	9:35	5,015.7	0.22	0.00	0.00
INLET #1_000298.LAB	3/10/2020	9:36	4,896.6	0.16	0.00	0.01
INLET #1_000299.LAB	3/10/2020	9:37	4,856.5	-0.23	0.00	0.01
INLET #1_000300.LAB	3/10/2020	9:38	5,115.1	0.33	0.00	0.00
INLET #1_000301.LAB	3/10/2020	9:39	5,300.3	0.12	0.00	0.00

FTIR Field Data

Company: Medline
Location: Waukegan, IL
Source: Inlet #1
Date: 3/10/2020
Run: 1
Time: 08:21-18:34

Spectrum	Date	Time	Ethylene Oxide ppmv wb	Methane ppmv wb	CO2 % vol wb	Water % vol
INLET #1_000302.LAB	3/10/2020	9:40	5,364.9	0.60	0.00	0.00
INLET #1_000303.LAB	3/10/2020	9:41	5,380.5	0.34	0.00	0.00
INLET #1_000304.LAB	3/10/2020	9:42	5,267.7	0.55	0.00	0.00
INLET #1_000305.LAB	3/10/2020	9:43	5,418.8	-0.07	0.00	0.00
INLET #1_000306.LAB	3/10/2020	9:44	5,545.8	0.68	0.00	0.00
INLET #1_000307.LAB	3/10/2020	9:45	5,585.6	0.93	0.00	0.00
INLET #1_000308.LAB	3/10/2020	9:46	5,618.1	0.01	0.00	0.00
INLET #1_000309.LAB	3/10/2020	9:47	5,577.9	0.55	0.00	0.00
INLET #1_000310.LAB	3/10/2020	9:48	5,713.2	-0.18	0.00	0.02
INLET #1_000311.LAB	3/10/2020	9:49	5,804.5	0.59	0.00	0.02
INLET #1_000312.LAB	3/10/2020	9:50	5,162.5	-0.11	0.00	0.00
INLET #1_000313.LAB	3/10/2020	9:51	4,679.0	0.33	0.00	0.00
INLET #1_000314.LAB	3/10/2020	9:52	4,502.2	0.36	0.00	0.00
INLET #1_000315.LAB	3/10/2020	9:53	4,639.2	0.47	0.00	0.00
INLET #1_000316.LAB	3/10/2020	9:54	4,610.1	0.21	0.00	0.00
INLET #1_000317.LAB	3/10/2020	9:55	4,488.1	0.26	0.00	0.00
INLET #1_000318.LAB	3/10/2020	9:56	4,363.9	-0.05	0.00	0.01
INLET #1_000319.LAB	3/10/2020	9:57	4,311.7	-0.09	0.00	0.01
INLET #1_000320.LAB	3/10/2020	9:58	4,246.7	0.12	0.00	0.01
INLET #1_000321.LAB	3/10/2020	9:59	4,123.4	0.22	0.00	0.01
INLET #1_000322.LAB	3/10/2020	10:00	4,122.1	0.46	0.00	0.01
INLET #1_000323.LAB	3/10/2020	10:01	4,201.6	0.11	0.00	0.01
INLET #1_000324.LAB	3/10/2020	10:02	4,194.4	0.27	0.00	0.01
INLET #1_000325.LAB	3/10/2020	10:03	4,267.2	0.01	0.00	0.00
INLET #1_000326.LAB	3/10/2020	10:04	4,136.4	0.01	0.00	0.01
INLET #1_000327.LAB	3/10/2020	10:05	4,073.4	0.33	0.00	0.01
INLET #1_000328.LAB	3/10/2020	10:06	4,152.2	0.17	0.00	0.00
INLET #1_000329.LAB	3/10/2020	10:07	4,220.2	0.27	0.00	0.00
INLET #1_000330.LAB	3/10/2020	10:08	4,220.9	0.04	0.00	0.00
INLET #1_000331.LAB	3/10/2020	10:09	4,229.0	-0.20	0.00	0.00
INLET #1_000332.LAB	3/10/2020	10:10	4,213.5	-0.25	0.00	0.00
INLET #1_000333.LAB	3/10/2020	10:11	4,115.7	0.11	0.00	0.01
INLET #1_000334.LAB	3/10/2020	10:12	3,860.3	3.05	0.00	0.04
INLET #1_000335.LAB	3/10/2020	10:13	3,666.3	2.52	0.00	0.03
INLET #1_000336.LAB	3/10/2020	10:14	3,594.3	2.63	0.00	0.03
INLET #1_000337.LAB	3/10/2020	10:15	3,695.5	2.82	0.00	0.03
INLET #1_000338.LAB	3/10/2020	10:16	4,135.4	-0.21	0.00	0.01
INLET #1_000339.LAB	3/10/2020	10:17	4,885.0	0.26	0.00	0.00
INLET #1_000340.LAB	3/10/2020	10:18	5,510.9	-0.06	0.00	0.00
INLET #1_000341.LAB	3/10/2020	10:19	5,762.9	-0.08	0.00	0.02
INLET #1_000342.LAB	3/10/2020	10:20	5,940.3	0.02	0.00	0.01
INLET #1_000343.LAB	3/10/2020	10:21	6,666.4	-0.71	0.00	0.01
INLET #1_000344.LAB	3/10/2020	10:22	6,354.4	-0.34	0.00	0.01
INLET #1_000345.LAB	3/10/2020	10:23	6,069.2	0.04	0.00	0.02
INLET #1_000346.LAB	3/10/2020	10:24	5,525.4	-0.41	0.00	-0.01
INLET #1_000347.LAB	3/10/2020	10:25	4,512.5	-0.17	0.00	0.00
INLET #1_000348.LAB	3/10/2020	10:26	4,130.9	0.01	0.00	0.00
INLET #1_000349.LAB	3/10/2020	10:27	3,950.4	3.08	0.00	0.04
INLET #1_000350.LAB	3/10/2020	10:28	3,883.3	3.28	0.00	0.03
INLET #1_000351.LAB	3/10/2020	10:29	3,881.9	3.09	0.00	0.04
INLET #1_000352.LAB	3/10/2020	10:30	3,863.3	3.19	0.00	0.03
INLET #1_000353.LAB	3/10/2020	10:31	3,839.4	3.07	0.00	0.03
INLET #1_000354.LAB	3/10/2020	10:32	3,874.0	2.86	0.00	0.03
INLET #1_000355.LAB	3/10/2020	10:33	3,914.5	3.20	0.00	0.03
INLET #1_000356.LAB	3/10/2020	10:34	3,816.8	2.96	0.00	0.03
INLET #1_000357.LAB	3/10/2020	10:35	3,737.5	2.87	0.00	0.03
INLET #1_000358.LAB	3/10/2020	10:36	4,364.3	-0.13	0.00	0.00
INLET #1_000359.LAB	3/10/2020	10:37	4,555.9	-0.10	0.00	0.00
INLET #1_000360.LAB	3/10/2020	10:38	4,456.7	0.00	0.00	0.00
INLET #1_000361.LAB	3/10/2020	10:39	4,470.7	0.04	0.00	-0.01
INLET #1_000362.LAB	3/10/2020	10:40	4,617.5	-0.19	0.00	0.00
INLET #1_000363.LAB	3/10/2020	10:41	4,772.1	-0.18	0.00	0.00
INLET #1_000364.LAB	3/10/2020	10:42	5,323.2	-0.03	0.00	-0.01
INLET #1_000365.LAB	3/10/2020	10:43	5,385.0	-0.02	0.00	-0.01
INLET #1_000366.LAB	3/10/2020	10:44	5,658.2	0.12	0.00	-0.01
INLET #1_000367.LAB	3/10/2020	10:45	5,574.0	0.39	0.00	-0.01
INLET #1_000368.LAB	3/10/2020	10:46	5,362.6	-0.23	0.00	-0.01
INLET #1_000369.LAB	3/10/2020	10:47	4,977.0	-0.02	0.00	0.00
INLET #1_000370.LAB	3/10/2020	10:48	4,298.1	0.07	0.00	0.01
INLET #1_000371.LAB	3/10/2020	10:49	3,983.2	2.97	0.00	0.03
INLET #1_000372.LAB	3/10/2020	10:50	3,833.4	2.89	0.00	0.03
INLET #1_000373.LAB	3/10/2020	10:51	3,745.3	2.68	0.00	0.03
INLET #1_000374.LAB	3/10/2020	10:52	9,000.7	-1.32	0.00	0.03
INLET #1_000375.LAB	3/10/2020	10:53	9,271.6	0.94	0.00	0.04
INLET #1_000376.LAB	3/10/2020	10:54	9,160.1	0.52	0.00	0.04
INLET #1_000377.LAB	3/10/2020	10:55	9,279.9	0.51	0.00	0.05
INLET #1_000378.LAB	3/10/2020	10:56	10,832.2	0.34	0.00	0.04
INLET #1_000379.LAB	3/10/2020	10:57	4,745.8	-5.03	0.00	0.04
INLET #1_000380.LAB	3/10/2020	10:58	2,763.4	2.33	0.00	0.01

FTIR Field Data

Company: Medline
Location: Waukegan, IL
Source: Inlet #1
Date: 3/10/2020
Run: 1
Time: 08:21-18:34

Spectrum	Date	Time	Ethylene Oxide ppmv wb	Methane ppmv wb	CO2 % vol wb	Water % vol
INLET #1_000381.LAB	3/10/2020	10:59	2,749.2	2.30	0.00	0.01
INLET #1_000382.LAB	3/10/2020	11:00	2,726.9	2.19	0.00	0.01
INLET #1_000383.LAB	3/10/2020	11:01	2,716.2	2.18	0.00	0.01
INLET #1_000384.LAB	3/10/2020	11:02	3,942.8	0.67	0.00	0.03
INLET #1_000385.LAB	3/10/2020	11:03	7,712.9	1.25	0.00	0.03
INLET #1_000386.LAB	3/10/2020	11:04	8,074.8	-1.67	0.00	0.02
INLET #1_000387.LAB	3/10/2020	11:05	8,386.0	-0.97	0.00	0.02
INLET #1_000388.LAB	3/10/2020	11:06	7,982.3	1.49	0.00	0.03
INLET #1_000389.LAB	3/10/2020	11:07	7,044.3	0.75	0.00	0.04
INLET #1_000390.LAB	3/10/2020	11:08	6,481.4	1.04	0.00	0.04
INLET #1_000391.LAB	3/10/2020	11:09	6,291.0	0.75	0.00	0.04
INLET #1_000392.LAB	3/10/2020	11:10	6,151.6	1.22	0.00	0.02
INLET #1_000393.LAB	3/10/2020	11:11	6,153.9	0.37	0.00	0.04
INLET #1_000394.LAB	3/10/2020	11:12	7,237.7	0.84	0.00	0.03
INLET #1_000395.LAB	3/10/2020	11:13	8,578.1	-0.75	0.00	0.02
INLET #1_000396.LAB	3/10/2020	11:14	8,949.8	-0.92	0.00	0.03
INLET #1_000397.LAB	3/10/2020	11:15	9,170.9	0.36	0.00	0.03
INLET #1_000398.LAB	3/10/2020	11:16	10,135.3	0.14	0.00	0.02
INLET #1_000399.LAB	3/10/2020	11:17	10,904.3	-0.76	0.00	0.02
INLET #1_000400.LAB	3/10/2020	11:18	11,783.6	-1.02	0.00	0.01
INLET #1_000401.LAB	3/10/2020	11:19	11,523.2	1.40	0.00	0.01
INLET #1_000402.LAB	3/10/2020	11:20	10,667.2	0.15	0.00	0.02
INLET #1_000403.LAB	3/10/2020	11:21	8,246.5	-1.02	0.00	0.03
INLET #1_000404.LAB	3/10/2020	11:22	7,399.7	1.10	0.00	0.04
INLET #1_000405.LAB	3/10/2020	11:23	7,231.2	0.16	0.00	0.04
INLET #1_000406.LAB	3/10/2020	11:24	7,168.9	0.53	0.00	0.03
INLET #1_000407.LAB	3/10/2020	11:25	7,138.7	0.42	0.00	0.03
INLET #1_000408.LAB	3/10/2020	11:26	7,156.0	1.25	0.00	0.04
INLET #1_000409.LAB	3/10/2020	11:27	7,311.1	0.48	0.00	0.03
INLET #1_000410.LAB	3/10/2020	11:28	7,129.8	1.34	0.00	0.04
INLET #1_000411.LAB	3/10/2020	11:29	6,622.8	1.24	0.00	0.01
INLET #1_000412.LAB	3/10/2020	11:30	6,171.6	0.16	0.00	0.05
INLET #1_000413.LAB	3/10/2020	11:31	6,050.4	0.97	0.00	0.04
INLET #1_000414.LAB	3/10/2020	11:32	6,802.7	0.76	0.00	0.04
INLET #1_000415.LAB	3/10/2020	11:33	6,928.5	0.74	0.00	0.04
INLET #1_000416.LAB	3/10/2020	11:34	6,988.6	0.53	0.00	0.04
INLET #1_000417.LAB	3/10/2020	11:35	7,047.0	1.13	0.00	0.04
INLET #1_000418.LAB	3/10/2020	11:36	7,083.1	1.19	0.00	0.04
INLET #1_000419.LAB	3/10/2020	11:37	7,105.6	0.87	0.00	0.04
INLET #1_000420.LAB	3/10/2020	11:38	7,316.3	0.64	0.00	0.04
INLET #1_000421.LAB	3/10/2020	11:39	7,822.4	0.52	0.00	0.04
INLET #1_000422.LAB	3/10/2020	11:40	8,186.2	-0.17	0.00	0.02
INLET #1_000423.LAB	3/10/2020	11:41	8,369.4	-0.40	0.00	0.02
INLET #1_000424.LAB	3/10/2020	11:42	8,335.1	-0.76	0.00	0.03
INLET #1_000425.LAB	3/10/2020	11:43	7,358.0	0.71	0.00	0.03
INLET #1_000426.LAB	3/10/2020	11:44	6,452.1	0.27	0.00	0.04
INLET #1_000427.LAB	3/10/2020	11:45	6,227.5	0.69	0.00	0.04
INLET #1_000428.LAB	3/10/2020	11:46	6,175.8	0.55	0.00	0.04
INLET #1_000429.LAB	3/10/2020	11:47	6,128.3	0.34	0.00	0.04
INLET #1_000430.LAB	3/10/2020	11:48	6,124.0	0.65	0.00	0.04
INLET #1_000431.LAB	3/10/2020	11:49	6,159.6	0.63	0.00	0.05
INLET #1_000432.LAB	3/10/2020	11:50	6,275.1	0.12	0.00	0.04
INLET #1_000433.LAB	3/10/2020	11:51	6,395.9	0.51	0.00	0.04
INLET #1_000434.LAB	3/10/2020	11:52	7,050.8	0.67	0.00	0.04
INLET #1_000435.LAB	3/10/2020	11:53	7,519.3	1.85	0.00	0.04
INLET #1_000436.LAB	3/10/2020	11:54	7,859.9	1.09	0.00	0.03
INLET #1_000437.LAB	3/10/2020	11:55	7,981.4	0.80	0.00	0.03
INLET #1_000438.LAB	3/10/2020	11:56	7,954.3	0.48	0.00	0.03
INLET #1_000439.LAB	3/10/2020	11:57	7,968.3	0.71	0.00	0.03
INLET #1_000440.LAB	3/10/2020	11:58	8,020.9	0.57	0.00	0.03
INLET #1_000441.LAB	3/10/2020	11:59	7,939.4	0.30	0.00	0.03
INLET #1_000442.LAB	3/10/2020	12:00	7,131.9	1.16	0.00	0.04
INLET #1_000443.LAB	3/10/2020	12:01	7,279.4	1.36	0.00	0.04
INLET #1_000444.LAB	3/10/2020	12:02	7,826.1	1.32	0.00	0.04
INLET #1_000445.LAB	3/10/2020	12:03	8,823.5	0.60	0.00	0.04
INLET #1_000446.LAB	3/10/2020	12:04	8,286.7	0.07	0.00	0.04
INLET #1_000447.LAB	3/10/2020	12:05	8,137.8	-0.23	0.00	0.04
INLET #1_000448.LAB	3/10/2020	12:06	7,302.4	1.62	0.00	0.04
INLET #1_000449.LAB	3/10/2020	12:07	6,936.2	0.73	0.00	0.05
INLET #1_000450.LAB	3/10/2020	12:08	6,885.6	1.47	0.00	0.02
INLET #1_000451.LAB	3/10/2020	12:09	6,828.0	0.87	0.00	0.05
INLET #1_000452.LAB	3/10/2020	12:10	6,928.2	1.15	0.00	0.02
INLET #1_000453.LAB	3/10/2020	12:11	7,866.0	1.63	0.00	0.04
INLET #1_000454.LAB	3/10/2020	12:12	8,000.2	1.37	0.00	0.04
INLET #1_000455.LAB	3/10/2020	12:13	7,777.3	1.91	0.00	0.04
INLET #1_000456.LAB	3/10/2020	12:14	7,444.1	1.54	0.00	0.04
INLET #1_000457.LAB	3/10/2020	12:15	7,414.7	1.54	0.00	0.05
INLET #1_000458.LAB	3/10/2020	12:16	7,507.9	0.05	0.00	0.04
INLET #1_000459.LAB	3/10/2020	12:17	7,660.8	1.45	0.00	0.04

FTIR Field Data

Company: Medline
Location: Waukegan, IL
Source: Inlet #1
Date: 3/10/2020
Run: 1
Time: 08:21-18:34

Spectrum	Date	Time	Ethylene Oxide ppmv wb	Methane ppmv wb	CO2 % vol wb	Water % vol
INLET #1_000460.LAB	3/10/2020	12:18	7,599.8	1.31	0.00	0.04
INLET #1_000461.LAB	3/10/2020	12:19	7,571.2	1.57	0.00	0.05
INLET #1_000462.LAB	3/10/2020	12:20	7,615.6	2.07	0.00	0.04
INLET #1_000463.LAB	3/10/2020	12:21	7,608.0	1.35	0.00	0.04
INLET #1_000464.LAB	3/10/2020	12:22	7,095.9	0.83	0.00	0.05
INLET #1_000465.LAB	3/10/2020	12:23	6,765.2	1.45	0.00	0.02
INLET #1_000466.LAB	3/10/2020	12:24	6,843.3	1.82	0.00	0.02
INLET #1_000467.LAB	3/10/2020	12:25	6,945.0	0.83	0.00	0.01
INLET #1_000468.LAB	3/10/2020	12:26	6,888.2	2.01	0.00	0.02
INLET #1_000469.LAB	3/10/2020	12:27	6,875.1	1.33	0.00	0.02
INLET #1_000470.LAB	3/10/2020	12:28	6,576.7	1.00	0.00	0.02
INLET #1_000471.LAB	3/10/2020	12:29	6,122.2	1.61	0.00	0.02
INLET #1_000472.LAB	3/10/2020	12:30	5,976.8	0.97	0.00	0.05
INLET #1_000473.LAB	3/10/2020	12:31	5,908.6	0.81	0.00	0.02
INLET #1_000474.LAB	3/10/2020	12:32	5,876.2	0.32	0.00	0.05
INLET #1_000475.LAB	3/10/2020	12:33	6,221.9	0.38	0.00	0.05
INLET #1_000476.LAB	3/10/2020	12:34	6,347.4	0.73	0.00	0.05
INLET #1_000477.LAB	3/10/2020	12:35	6,309.5	1.11	0.00	0.02
INLET #1_000478.LAB	3/10/2020	12:36	6,079.6	1.05	0.00	0.02
INLET #1_000479.LAB	3/10/2020	12:37	5,971.5	1.06	0.00	0.02
INLET #1_000480.LAB	3/10/2020	12:38	5,953.2	1.02	0.00	0.02
INLET #1_000481.LAB	3/10/2020	12:39	5,965.9	1.08	0.00	0.02
INLET #1_000482.LAB	3/10/2020	12:40	6,076.1	1.32	0.00	0.02
INLET #1_000483.LAB	3/10/2020	12:41	5,994.5	1.34	0.00	0.02
INLET #1_000484.LAB	3/10/2020	12:42	6,006.5	0.86	0.00	0.02
INLET #1_000485.LAB	3/10/2020	12:43	6,022.0	0.96	0.00	0.02
INLET #1_000486.LAB	3/10/2020	12:44	5,907.3	1.20	0.00	0.02
INLET #1_000487.LAB	3/10/2020	12:45	5,868.6	0.55	0.00	0.02
INLET #1_000488.LAB	3/10/2020	12:46	6,684.2	1.19	0.00	0.02
INLET #1_000489.LAB	3/10/2020	12:47	7,737.8	0.61	0.00	0.04
INLET #1_000490.LAB	3/10/2020	12:48	8,577.3	-0.77	0.00	0.02
INLET #1_000491.LAB	3/10/2020	12:49	8,649.7	-0.50	0.00	0.03
INLET #1_000492.LAB	3/10/2020	12:50	8,709.2	-0.53	0.00	0.03
INLET #1_000493.LAB	3/10/2020	12:51	9,107.1	0.04	0.00	0.03
INLET #1_000494.LAB	3/10/2020	12:52	9,144.4	1.26	0.00	0.03
INLET #1_000495.LAB	3/10/2020	12:53	8,563.5	-1.08	0.00	0.03
INLET #1_000496.LAB	3/10/2020	12:54	6,987.4	1.03	0.00	0.04
INLET #1_000497.LAB	3/10/2020	12:55	6,389.7	1.06	0.00	0.01
INLET #1_000498.LAB	3/10/2020	12:56	6,136.2	1.70	0.00	0.02
INLET #1_000499.LAB	3/10/2020	12:57	5,904.6	0.87	0.00	0.02
INLET #1_000500.LAB	3/10/2020	12:58	5,762.7	0.95	0.00	0.02
INLET #1_000501.LAB	3/10/2020	12:59	5,559.2	0.79	0.00	0.02
INLET #1_000502.LAB	3/10/2020	13:00	5,486.6	0.58	0.00	0.02
INLET #1_000503.LAB	3/10/2020	13:01	5,440.6	0.35	0.00	0.02
INLET #1_000504.LAB	3/10/2020	13:02	5,503.7	0.85	0.00	0.03
INLET #1_000505.LAB	3/10/2020	13:03	5,521.5	0.73	0.00	0.02
INLET #1_000506.LAB	3/10/2020	13:04	5,487.1	0.56	0.00	0.03
INLET #1_000507.LAB	3/10/2020	13:05	5,886.4	1.10	0.00	0.02
INLET #1_000508.LAB	3/10/2020	13:06	6,088.0	0.54	0.00	0.01
INLET #1_000509.LAB	3/10/2020	13:07	6,077.4	0.47	0.00	0.02
INLET #1_000510.LAB	3/10/2020	13:08	6,083.6	0.88	0.00	0.02
INLET #1_000511.LAB	3/10/2020	13:09	6,311.4	1.37	0.00	0.01
INLET #1_000512.LAB	3/10/2020	13:10	6,544.2	1.11	0.00	0.01
INLET #1_000513.LAB	3/10/2020	13:11	6,561.3	1.30	0.00	0.00
INLET #1_000514.LAB	3/10/2020	13:12	6,479.8	0.68	0.00	0.01
INLET #1_000515.LAB	3/10/2020	13:13	6,542.1	0.84	0.00	0.01
INLET #1_000516.LAB	3/10/2020	13:14	6,660.9	1.32	0.00	0.01
INLET #1_000517.LAB	3/10/2020	13:15	6,698.6	0.95	0.00	0.04
INLET #1_000518.LAB	3/10/2020	13:16	5,981.9	0.64	0.00	0.02
INLET #1_000519.LAB	3/10/2020	13:17	5,334.9	1.13	0.00	0.02
INLET #1_000520.LAB	3/10/2020	13:18	5,133.7	0.66	0.00	0.02
INLET #1_000521.LAB	3/10/2020	13:19	4,979.0	0.69	0.00	0.02
INLET #1_000522.LAB	3/10/2020	13:20	4,921.7	0.29	0.00	0.02
INLET #1_000523.LAB	3/10/2020	13:21	4,821.0	0.67	0.00	0.02
INLET #1_000524.LAB	3/10/2020	13:22	4,712.4	0.51	0.00	0.02
INLET #1_000525.LAB	3/10/2020	13:23	4,672.1	0.68	0.00	0.03
INLET #1_000526.LAB	3/10/2020	13:24	4,654.2	0.55	0.00	0.03
INLET #1_000528.LAB	3/10/2020	13:26	4,662.2	0.96	0.00	0.02
INLET #1_000529.LAB	3/10/2020	13:27	4,702.7	0.85	0.00	0.02
INLET #1_000530.LAB	3/10/2020	13:28	4,997.3	0.53	0.00	0.02
INLET #1_000531.LAB	3/10/2020	13:29	5,138.0	0.63	0.00	0.02
INLET #1_000532.LAB	3/10/2020	13:30	5,070.7	0.63	0.00	0.02
INLET #1_000533.LAB	3/10/2020	13:31	5,080.4	0.54	0.00	0.03
INLET #1_000534.LAB	3/10/2020	13:32	5,236.8	0.93	0.00	0.02
INLET #1_000535.LAB	3/10/2020	13:33	5,241.9	1.20	0.00	0.02
INLET #1_000536.LAB	3/10/2020	13:34	5,231.2	1.19	0.00	0.02
INLET #1_000537.LAB	3/10/2020	13:35	5,203.9	0.57	0.00	0.02
INLET #1_000538.LAB	3/10/2020	13:36	5,224.7	0.87	0.00	0.02
INLET #1_000539.LAB	3/10/2020	13:37	5,216.9	0.81	0.00	0.02

FTIR Field Data

Company: Medline
Location: Waukegan, IL
Source: Inlet #1
Date: 3/10/2020
Run: 1
Time: 08:21-18:34

Spectrum	Date	Time	Ethylene Oxide ppmv wb	Methane ppmv wb	CO2 % vol wb	Water % vol
INLET #1_000540.LAB	3/10/2020	13:38	5,091.1	0.38	0.00	0.02
INLET #1_000541.LAB	3/10/2020	13:39	4,531.3	0.47	0.00	0.03
INLET #1_000542.LAB	3/10/2020	13:40	4,324.1	0.44	0.00	0.03
INLET #1_000543.LAB	3/10/2020	13:41	4,357.4	0.49	0.00	0.03
INLET #1_000544.LAB	3/10/2020	13:42	4,410.3	0.61	0.00	0.03
INLET #1_000545.LAB	3/10/2020	13:43	4,438.0	0.54	0.00	0.03
INLET #1_000546.LAB	3/10/2020	13:44	4,394.4	0.72	0.00	0.03
INLET #1_000547.LAB	3/10/2020	13:45	4,365.9	0.31	0.00	0.03
INLET #1_000548.LAB	3/10/2020	13:46	4,347.7	0.34	0.00	0.03
INLET #1_000549.LAB	3/10/2020	13:47	4,357.2	0.63	0.00	0.03
INLET #1_000550.LAB	3/10/2020	13:48	4,418.3	1.07	0.00	0.03
INLET #1_000551.LAB	3/10/2020	13:49	4,372.5	0.24	0.00	0.03
INLET #1_000552.LAB	3/10/2020	13:50	4,472.1	0.59	0.00	0.03
INLET #1_000553.LAB	3/10/2020	13:51	4,549.4	0.68	0.00	0.02
INLET #1_000554.LAB	3/10/2020	13:52	5,084.2	0.89	0.00	0.03
INLET #1_000555.LAB	3/10/2020	13:53	5,041.0	0.72	0.00	0.03
INLET #1_000556.LAB	3/10/2020	13:54	5,084.3	0.47	0.00	0.03
INLET #1_000557.LAB	3/10/2020	13:55	5,102.1	1.15	0.00	0.03
INLET #1_000558.LAB	3/10/2020	13:56	5,112.0	1.09	0.00	0.02
INLET #1_000559.LAB	3/10/2020	13:57	5,134.5	0.53	0.00	0.03
INLET #1_000560.LAB	3/10/2020	13:58	5,212.3	0.87	0.00	0.03
INLET #1_000561.LAB	3/10/2020	13:59	5,288.3	0.17	0.00	0.03
INLET #1_000562.LAB	3/10/2020	14:00	5,240.5	0.79	0.00	0.02
INLET #1_000563.LAB	3/10/2020	14:01	4,734.8	0.81	0.00	0.03
INLET #1_000564.LAB	3/10/2020	14:02	4,473.9	1.00	0.00	0.03
INLET #1_000565.LAB	3/10/2020	14:03	4,460.3	0.55	0.00	0.04
INLET #1_000566.LAB	3/10/2020	14:04	4,414.4	0.13	0.00	0.03
INLET #1_000567.LAB	3/10/2020	14:05	4,412.6	-0.04	0.00	0.03
INLET #1_000568.LAB	3/10/2020	14:06	4,313.7	0.63	0.00	0.03
INLET #1_000569.LAB	3/10/2020	14:07	4,206.7	0.33	0.00	0.04
INLET #1_000570.LAB	3/10/2020	14:08	4,178.9	0.30	0.00	0.04
INLET #1_000571.LAB	3/10/2020	14:09	4,371.7	0.10	0.00	0.03
INLET #1_000572.LAB	3/10/2020	14:10	4,526.1	0.94	0.00	0.03
INLET #1_000573.LAB	3/10/2020	14:11	4,489.1	0.63	0.00	0.03
INLET #1_000574.LAB	3/10/2020	14:12	4,552.6	0.91	0.00	0.03
INLET #1_000575.LAB	3/10/2020	14:13	4,613.6	1.17	0.00	0.04
INLET #1_000576.LAB	3/10/2020	14:14	4,567.1	0.38	0.00	0.03
INLET #1_000577.LAB	3/10/2020	14:15	4,523.7	0.93	0.00	0.03
INLET #1_000578.LAB	3/10/2020	14:16	4,536.7	0.80	0.00	0.03
INLET #1_000579.LAB	3/10/2020	14:17	4,545.4	0.59	0.00	0.03
INLET #1_000580.LAB	3/10/2020	14:18	4,539.9	0.67	0.00	0.03
INLET #1_000581.LAB	3/10/2020	14:19	4,536.1	0.63	0.00	0.03
INLET #1_000582.LAB	3/10/2020	14:20	4,541.9	0.62	0.00	0.03
INLET #1_000583.LAB	3/10/2020	14:21	4,631.9	0.71	0.00	0.03
INLET #1_000584.LAB	3/10/2020	14:22	4,703.2	0.41	0.00	0.03
INLET #1_000585.LAB	3/10/2020	14:23	4,515.2	0.38	0.00	0.03
INLET #1_000586.LAB	3/10/2020	14:24	4,131.4	0.55	0.00	0.04
INLET #1_000587.LAB	3/10/2020	14:25	4,086.7	0.69	0.00	0.04
INLET #1_000588.LAB	3/10/2020	14:26	4,053.4	0.27	0.00	0.04
INLET #1_000589.LAB	3/10/2020	14:27	4,074.4	0.72	0.00	0.04
INLET #1_000590.LAB	3/10/2020	14:28	4,039.2	0.40	0.00	0.04
INLET #1_000591.LAB	3/10/2020	14:29	3,963.7	3.48	0.00	0.06
INLET #1_000592.LAB	3/10/2020	14:30	3,887.1	3.78	0.00	0.06
INLET #1_000593.LAB	3/10/2020	14:31	3,922.8	3.13	0.00	0.07
INLET #1_000594.LAB	3/10/2020	14:32	4,000.3	0.17	0.00	0.04
INLET #1_000595.LAB	3/10/2020	14:33	5,073.5	0.75	0.00	0.04
INLET #1_000596.LAB	3/10/2020	14:34	6,092.9	1.73	0.00	0.04
INLET #1_000597.LAB	3/10/2020	14:35	6,180.3	0.75	0.00	0.05
INLET #1_000598.LAB	3/10/2020	14:36	6,115.9	1.69	0.00	0.05
INLET #1_000599.LAB	3/10/2020	14:37	6,064.8	1.85	0.00	0.05
INLET #1_000600.LAB	3/10/2020	14:38	6,047.7	1.77	0.00	0.05
INLET #1_000601.LAB	3/10/2020	14:39	6,056.0	2.22	0.00	0.05
INLET #1_000602.LAB	3/10/2020	14:40	6,040.7	1.24	0.00	0.05
INLET #1_000603.LAB	3/10/2020	14:41	6,063.6	2.38	0.00	0.04
INLET #1_000604.LAB	3/10/2020	14:42	6,150.4	0.81	0.00	0.07
INLET #1_000605.LAB	3/10/2020	14:43	6,255.9	1.75	0.00	0.04
INLET #1_000606.LAB	3/10/2020	14:44	5,994.3	1.02	0.00	0.05
INLET #1_000607.LAB	3/10/2020	14:45	5,459.9	0.88	0.00	0.05
INLET #1_000608.LAB	3/10/2020	14:46	5,514.7	0.62	0.00	0.05
INLET #1_000609.LAB	3/10/2020	14:47	5,477.3	1.48	0.00	0.05
INLET #1_000610.LAB	3/10/2020	14:48	5,405.4	1.12	0.00	0.05
INLET #1_000611.LAB	3/10/2020	14:49	5,341.4	1.43	0.00	0.05
INLET #1_000612.LAB	3/10/2020	14:50	5,269.1	1.09	0.00	0.05
INLET #1_000613.LAB	3/10/2020	14:51	5,162.7	1.42	0.00	0.05
INLET #1_000614.LAB	3/10/2020	14:52	5,211.6	0.74	0.00	0.05
INLET #1_000615.LAB	3/10/2020	14:53	5,314.4	1.07	0.00	0.05
INLET #1_000616.LAB	3/10/2020	14:54	5,524.5	0.85	0.00	0.05
INLET #1_000617.LAB	3/10/2020	14:55	5,471.4	1.37	0.00	0.05
INLET #1_000618.LAB	3/10/2020	14:56	5,569.3	1.32	0.00	0.05

FTIR Field Data

Company: Medline
Location: Waukegan, IL
Source: Inlet #1
Date: 3/10/2020
Run: 1
Time: 08:21-18:34

Spectrum	Date	Time	Ethylene Oxide ppmv wb	Methane ppmv wb	CO2 % vol wb	Water % vol
INLET #1_000619.LAB	3/10/2020	14:57	5,582.8	0.65	0.00	0.05
INLET #1_000620.LAB	3/10/2020	14:58	5,521.9	1.60	0.00	0.04
INLET #1_000621.LAB	3/10/2020	14:59	5,478.3	1.57	0.00	0.05
INLET #1_000622.LAB	3/10/2020	15:00	5,451.1	0.89	0.00	0.05
INLET #1_000623.LAB	3/10/2020	15:01	5,440.5	1.11	0.00	0.05
INLET #1_000624.LAB	3/10/2020	15:02	5,411.9	0.70	0.00	0.05
INLET #1_000625.LAB	3/10/2020	15:03				
INLET #1_000626.LAB	3/10/2020	15:04				
INLET #1_000627.LAB	3/10/2020	15:05				
INLET #1_000628.LAB	3/10/2020	15:06	Zero FTIR - Dilution System Vacuum Buildup			
INLET #1_000629BKG.LAB	3/10/2020	15:07				
INLET #1_000630.LAB	3/10/2020	15:08				
INLET #1_000631.LAB	3/10/2020	15:09				
INLET #1_000632.LAB	3/10/2020	15:10	4,874.2	0.58	0.00	0.05
INLET #1_000633.LAB	3/10/2020	15:11	4,809.0	0.68	0.00	0.07
INLET #1_000634.LAB	3/10/2020	15:12	4,759.2	0.95	0.00	0.07
INLET #1_000635.LAB	3/10/2020	15:13	4,973.6	1.34	0.00	0.06
INLET #1_000636.LAB	3/10/2020	15:14	6,066.0	1.94	0.00	0.09
INLET #1_000637.LAB	3/10/2020	15:15	6,131.6	1.34	0.00	0.09
INLET #1_000638.LAB	3/10/2020	15:16	6,169.8	0.84	0.00	0.09
INLET #1_000639.LAB	3/10/2020	15:17	6,288.6	1.77	0.00	0.09
INLET #1_000640.LAB	3/10/2020	15:18	6,385.4	1.64	0.00	0.09
INLET #1_000641.LAB	3/10/2020	15:19	6,401.9	1.84	0.00	0.09
INLET #1_000642.LAB	3/10/2020	15:20	6,422.9	1.51	0.00	0.09
INLET #1_000643.LAB	3/10/2020	15:21	6,434.8	1.91	0.00	0.09
INLET #1_000644.LAB	3/10/2020	15:22	6,438.9	1.91	0.00	0.09
INLET #1_000645.LAB	3/10/2020	15:23	6,460.9	2.57	0.00	0.09
INLET #1_000646.LAB	3/10/2020	15:24	6,481.7	1.84	0.00	0.09
INLET #1_000647.LAB	3/10/2020	15:25	6,522.2	1.54	0.00	0.09
INLET #1_000648.LAB	3/10/2020	15:26	6,563.9	1.36	0.00	0.09
INLET #1_000649.LAB	3/10/2020	15:27	6,858.7	2.20	0.00	0.09
INLET #1_000650.LAB	3/10/2020	15:28	7,052.4	1.76	0.00	0.08
INLET #1_000651.LAB	3/10/2020	15:29	6,831.0	2.06	0.00	0.08
INLET #1_000652.LAB	3/10/2020	15:30	5,996.0	1.57	0.00	0.09
INLET #1_000653.LAB	3/10/2020	15:31	5,747.2	1.05	0.00	0.09
INLET #1_000654.LAB	3/10/2020	15:32	5,694.3	1.13	0.00	0.09
INLET #1_000655.LAB	3/10/2020	15:33	5,650.9	1.44	0.00	0.09
INLET #1_000656.LAB	3/10/2020	15:34	5,620.0	1.34	0.00	0.09
INLET #1_000657.LAB	3/10/2020	15:35	5,600.1	1.61	0.00	0.09
INLET #1_000658.LAB	3/10/2020	15:36	5,596.6	1.57	0.00	0.10
INLET #1_000659.LAB	3/10/2020	15:37	5,946.9	1.14	0.00	0.09
INLET #1_000660.LAB	3/10/2020	15:38	6,237.5	1.41	0.00	0.09
INLET #1_000661.LAB	3/10/2020	15:39	6,326.5	1.97	0.00	0.09
INLET #1_000662.LAB	3/10/2020	15:40	6,440.3	0.85	0.00	0.09
INLET #1_000663.LAB	3/10/2020	15:41	6,448.7	1.27	0.00	0.10
INLET #1_000664.LAB	3/10/2020	15:42	6,463.4	1.30	0.00	0.10
INLET #1_000665.LAB	3/10/2020	15:43	6,488.6	1.75	0.00	0.10
INLET #1_000666.LAB	3/10/2020	15:44	6,519.9	1.51	0.00	0.10
INLET #1_000667.LAB	3/10/2020	15:45	6,563.0	1.73	0.00	0.09
INLET #1_000668.LAB	3/10/2020	15:46	6,611.5	2.01	0.00	0.10
INLET #1_000669.LAB	3/10/2020	15:47	6,769.6	1.61	0.00	0.10
INLET #1_000670.LAB	3/10/2020	15:48	6,584.9	1.71	0.00	0.09
INLET #1_000671.LAB	3/10/2020	15:49	6,856.9	2.17	0.00	0.09
INLET #1_000672.LAB	3/10/2020	15:50	7,110.0	2.50	0.00	0.09
INLET #1_000673.LAB	3/10/2020	15:51	6,861.6	1.60	0.00	0.09
INLET #1_000674.LAB	3/10/2020	15:52	6,050.9	1.96	0.00	0.09
INLET #1_000675.LAB	3/10/2020	15:53	5,849.6	1.93	0.00	0.09
INLET #1_000676.LAB	3/10/2020	15:54	5,812.5	1.12	0.00	0.09
INLET #1_000677.LAB	3/10/2020	15:55	5,770.7	0.91	0.00	0.10
INLET #1_000678.LAB	3/10/2020	15:56	5,731.0	1.10	0.00	0.10
INLET #1_000679.LAB	3/10/2020	15:57	5,695.9	1.23	0.00	0.09
INLET #1_000680.LAB	3/10/2020	15:58	5,687.2	1.22	0.00	0.09
INLET #1_000681.LAB	3/10/2020	15:59	5,687.0	1.47	0.00	0.10
INLET #1_000682.LAB	3/10/2020	16:00	5,770.6	1.39	0.00	0.09
INLET #1_000683.LAB	3/10/2020	16:01	5,816.6	1.30	0.00	0.09
INLET #1_000684.LAB	3/10/2020	16:02	5,934.5	0.76	0.00	0.10
INLET #1_000685.LAB	3/10/2020	16:03	5,941.6	1.35	0.00	0.09
INLET #1_000686.LAB	3/10/2020	16:04	5,935.6	0.96	0.00	0.09
INLET #1_000687.LAB	3/10/2020	16:05	5,940.5	0.78	0.00	0.09
INLET #1_000688.LAB	3/10/2020	16:06	5,939.7	0.93	0.00	0.09
INLET #1_000689.LAB	3/10/2020	16:07	5,946.1	1.17	0.00	0.09
INLET #1_000690.LAB	3/10/2020	16:08	5,964.5	1.32	0.00	0.09
INLET #1_000691.LAB	3/10/2020	16:09	5,999.0	1.66	0.00	0.09
INLET #1_000692.LAB	3/10/2020	16:10	6,012.7	1.61	0.00	0.09
INLET #1_000693.LAB	3/10/2020	16:11	6,114.3	1.26	0.00	0.09
INLET #1_000694.LAB	3/10/2020	16:12	6,401.9	1.19	0.00	0.09
INLET #1_000695.LAB	3/10/2020	16:13	6,355.1	1.19	0.00	0.09
INLET #1_000696.LAB	3/10/2020	16:14	5,652.6	1.52	0.00	0.09
INLET #1_000697.LAB	3/10/2020	16:15	5,381.2	0.95	0.00	0.09

FTIR Field Data

Company: Medline
Location: Waukegan, IL
Source: Inlet #1
Date: 3/10/2020
Run: 1
Time: 08:21-18:34

Spectrum	Date	Time	Ethylene Oxide ppmv wb	Methane ppmv wb	CO2 % vol wb	Water % vol
INLET #1_000698.LAB	3/10/2020	16:16	5,322.2	1.23	0.00	0.09
INLET #1_000699.LAB	3/10/2020	16:17	5,285.5	1.55	0.00	0.09
INLET #1_000700.LAB	3/10/2020	16:18	5,244.4	0.93	0.00	0.09
INLET #1_000701.LAB	3/10/2020	16:19	5,217.0	0.88	0.00	0.09
INLET #1_000702.LAB	3/10/2020	16:20	5,197.8	0.52	0.00	0.09
INLET #1_000703.LAB	3/10/2020	16:21	5,183.5	0.35	0.00	0.09
INLET #1_000704.LAB	3/10/2020	16:22	5,180.2	0.97	0.00	0.09
INLET #1_000705.LAB	3/10/2020	16:23	5,191.1	1.03	0.00	0.09
INLET #1_000706.LAB	3/10/2020	16:24	5,420.2	1.10	0.00	0.09
INLET #1_000707.LAB	3/10/2020	16:25	5,511.0	1.52	0.00	0.09
INLET #1_000708.LAB	3/10/2020	16:26	5,534.3	0.94	0.00	0.09
INLET #1_000709.LAB	3/10/2020	16:27	5,529.9	1.09	0.00	0.09
INLET #1_000710.LAB	3/10/2020	16:28	5,527.3	1.49	0.00	0.09
INLET #1_000711.LAB	3/10/2020	16:29	5,519.9	1.20	0.00	0.08
INLET #1_000712.LAB	3/10/2020	16:30	5,541.0	1.22	0.00	0.09
INLET #1_000713.LAB	3/10/2020	16:31	5,554.0	1.06	0.00	0.08
INLET #1_000714.LAB	3/10/2020	16:32	5,585.1	1.42	0.00	0.08
INLET #1_000715.LAB	3/10/2020	16:33	5,500.0	1.11	0.00	0.08
INLET #1_000716.LAB	3/10/2020	16:34	5,641.0	0.71	0.00	0.08
INLET #1_000717.LAB	3/10/2020	16:35	5,687.8	1.27	0.00	0.08
INLET #1_000718.LAB	3/10/2020	16:36	5,226.9	0.90	0.00	0.09
INLET #1_000719.LAB	3/10/2020	16:37	4,842.7	0.97	0.00	0.09
INLET #1_000720.LAB	3/10/2020	16:38	4,762.2	1.45	0.00	0.06
INLET #1_000721.LAB	3/10/2020	16:39	4,724.4	1.56	0.00	0.06
INLET #1_000722.LAB	3/10/2020	16:40	4,827.1	1.17	0.00	0.09
INLET #1_000723.LAB	3/10/2020	16:41	5,063.0	1.27	0.00	0.09
INLET #1_000724.LAB	3/10/2020	16:42	5,044.1	1.68	0.00	0.08
INLET #1_000725.LAB	3/10/2020	16:43	5,027.5	1.55	0.00	0.07
INLET #1_000726.LAB	3/10/2020	16:44	5,031.2	1.52	0.00	0.07
INLET #1_000727.LAB	3/10/2020	16:45	5,026.3	1.63	0.00	0.07
INLET #1_000728.LAB	3/10/2020	16:46	5,163.6	1.37	0.00	0.09
INLET #1_000729.LAB	3/10/2020	16:47	5,339.8	0.92	0.00	0.09
INLET #1_000730.LAB	3/10/2020	16:48	5,392.3	0.95	0.00	0.09
INLET #1_000731.LAB	3/10/2020	16:49	5,402.4	1.31	0.00	0.09
INLET #1_000732.LAB	3/10/2020	16:50	5,400.1	1.66	0.00	0.09
INLET #1_000734.LAB	3/10/2020	16:52	5,397.7	1.70	0.00	0.09
INLET #1_000735.LAB	3/10/2020	16:53	5,415.6	1.33	0.00	0.09
INLET #1_000736.LAB	3/10/2020	16:54	5,441.0	1.31	0.00	0.09
INLET #1_000737.LAB	3/10/2020	16:55	5,390.0	0.70	0.00	0.09
INLET #1_000738.LAB	3/10/2020	16:56	5,420.4	1.08	0.00	0.08
INLET #1_000739.LAB	3/10/2020	16:57	5,461.0	1.20	0.00	0.08
INLET #1_000740.LAB	3/10/2020	16:58	5,461.6	1.18	0.00	0.08
INLET #1_000741.LAB	3/10/2020	16:59	5,458.5	1.72	0.00	0.08
INLET #1_000742.LAB	3/10/2020	17:00	5,449.0	1.30	0.00	0.09
INLET #1_000743.LAB	3/10/2020	17:01	5,430.7	1.43	0.00	0.09
INLET #1_000744.LAB	3/10/2020	17:02	5,414.2	1.42	0.00	0.09
INLET #1_000745.LAB	3/10/2020	17:03	5,387.7	1.06	0.00	0.09
INLET #1_000746.LAB	3/10/2020	17:04	5,366.9	0.88	0.00	0.09
INLET #1_000747.LAB	3/10/2020	17:05	5,346.7	0.85	0.00	0.09
INLET #1_000748.LAB	3/10/2020	17:06	5,413.2	1.46	0.00	0.09
INLET #1_000749.LAB	3/10/2020	17:07	5,454.8	0.93	0.00	0.08
INLET #1_000750.LAB	3/10/2020	17:08	5,330.5	1.24	0.00	0.08
INLET #1_000751.LAB	3/10/2020	17:09	5,157.0	1.28	0.00	0.09
INLET #1_000752.LAB	3/10/2020	17:10	5,169.2	1.09	0.00	0.09
INLET #1_000753.LAB	3/10/2020	17:11	5,232.4	1.06	0.00	0.09
INLET #1_000754.LAB	3/10/2020	17:12	5,241.8	1.39	0.00	0.09
INLET #1_000755.LAB	3/10/2020	17:13	5,251.7	1.33	0.00	0.09
INLET #1_000756.LAB	3/10/2020	17:14	5,267.2	1.42	0.00	0.09
INLET #1_000757.LAB	3/10/2020	17:15	5,293.5	1.22	0.00	0.09
INLET #1_000758.LAB	3/10/2020	17:16	5,325.7	1.20	0.00	0.08
INLET #1_000759.LAB	3/10/2020	17:17	5,356.1	1.37	0.00	0.09
INLET #1_000760.LAB	3/10/2020	17:18	5,391.7	0.96	0.00	0.09
INLET #1_000761.LAB	3/10/2020	17:19	5,430.3	1.01	0.00	0.09
INLET #1_000762.LAB	3/10/2020	17:20	5,467.1	1.36	0.00	0.08
INLET #1_000763.LAB	3/10/2020	17:21	5,470.6	1.14	0.00	0.08
INLET #1_000764.LAB	3/10/2020	17:22	5,469.5	1.39	0.00	0.08
INLET #1_000765.LAB	3/10/2020	17:23	5,459.4	1.00	0.00	0.09
INLET #1_000766.LAB	3/10/2020	17:24	5,451.0	1.64	0.00	0.08
INLET #1_000767.LAB	3/10/2020	17:25	5,442.0	1.28	0.00	0.08
INLET #1_000768.LAB	3/10/2020	17:26	5,427.6	1.25	0.00	0.08
INLET #1_000769.LAB	3/10/2020	17:27	5,415.0	1.11	0.00	0.08
INLET #1_000770.LAB	3/10/2020	17:28	5,443.0	1.26	0.00	0.08
INLET #1_000771.LAB	3/10/2020	17:29	5,531.4	1.33	0.00	0.08
INLET #1_000772.LAB	3/10/2020	17:30	5,491.3	1.54	0.00	0.08
INLET #1_000773.LAB	3/10/2020	17:31	5,350.5	1.26	0.00	0.08
INLET #1_000774.LAB	3/10/2020	17:32	5,271.7	1.59	0.00	0.08
INLET #1_000775.LAB	3/10/2020	17:33	5,248.7	0.84	0.00	0.09
INLET #1_000776.LAB	3/10/2020	17:34	5,265.3	1.24	0.00	0.08
INLET #1_000777.LAB	3/10/2020	17:35	5,283.6	1.39	0.00	0.08

FTIR Field Data

Company: Medline
Location: Waukegan, IL
Source: Inlet #1
Date: 3/10/2020
Run: 1
Time: 08:21-18:34

Spectrum	Date	Time	Ethylene Oxide ppmv wb	Methane ppmv wb	CO2 % vol wb	Water % vol
INLET #1_000778.LAB	3/10/2020	17:36	5,286.2	1.62	0.00	0.09
INLET #1_000779.LAB	3/10/2020	17:37	5,297.0	1.57	0.00	0.08
INLET #1_000780.LAB	3/10/2020	17:38	5,301.6	1.75	0.00	0.08
INLET #1_000781.LAB	3/10/2020	17:39	5,290.0	1.61	0.00	0.08
INLET #1_000782.LAB	3/10/2020	17:40	5,185.8	1.00	0.00	0.08
INLET #1_000783.LAB	3/10/2020	17:41	5,207.1	0.58	0.00	0.08
INLET #1_000784.LAB	3/10/2020	17:42	5,222.0	0.61	0.00	0.08
INLET #1_000785.LAB	3/10/2020	17:43	5,212.6	0.83	0.00	0.08
INLET #1_000786.LAB	3/10/2020	17:44	5,202.4	0.98	0.00	0.08
INLET #1_000787.LAB	3/10/2020	17:45	5,195.1	0.94	0.00	0.08
INLET #1_000788.LAB	3/10/2020	17:46	5,179.6	0.87	0.00	0.08
INLET #1_000789.LAB	3/10/2020	17:47	5,164.6	1.17	0.00	0.06
INLET #1_000790.LAB	3/10/2020	17:48	5,144.6	1.26	0.00	0.08
INLET #1_000791.LAB	3/10/2020	17:49	5,125.3	1.02	0.00	0.06
INLET #1_000792.LAB	3/10/2020	17:50	5,088.3	0.96	0.00	0.06
INLET #1_000793.LAB	3/10/2020	17:51	5,085.6	1.21	0.00	0.07
INLET #1_000794.LAB	3/10/2020	17:52	5,073.9	1.41	0.00	0.05
INLET #1_000795.LAB	3/10/2020	17:53	5,055.9	1.24	0.00	0.06
INLET #1_000796.LAB	3/10/2020	17:54	5,433.2	1.40	0.00	0.08
INLET #1_000797.LAB	3/10/2020	17:55	5,885.6	1.13	0.00	0.09
INLET #1_000798.LAB	3/10/2020	17:56	5,844.6	0.74	0.00	0.09
INLET #1_000799.LAB	3/10/2020	17:57	5,847.2	1.11	0.00	0.09
INLET #1_000800.LAB	3/10/2020	17:58	5,842.2	1.36	0.00	0.09
INLET #1_000801.LAB	3/10/2020	17:59	5,829.3	1.11	0.00	0.09
INLET #1_000802.LAB	3/10/2020	18:00	5,820.3	0.71	0.00	0.09
INLET #1_000803.LAB	3/10/2020	18:01	5,813.8	0.81	0.00	0.09
INLET #1_000804.LAB	3/10/2020	18:02	5,808.2	1.05	0.00	0.09
INLET #1_000805.LAB	3/10/2020	18:03	5,802.8	1.04	0.00	0.09
INLET #1_000806.LAB	3/10/2020	18:04	5,792.5	1.01	0.00	0.09
INLET #1_000807.LAB	3/10/2020	18:05	5,777.6	1.31	0.00	0.09
INLET #1_000808.LAB	3/10/2020	18:06	5,765.9	1.78	0.00	0.09
INLET #1_000809.LAB	3/10/2020	18:07	5,758.7	1.54	0.00	0.08
INLET #1_000810.LAB	3/10/2020	18:08	5,750.7	1.19	0.00	0.09
INLET #1_000811.LAB	3/10/2020	18:09	5,738.0	1.31	0.00	0.09
INLET #1_000812.LAB	3/10/2020	18:10	5,727.3	0.70	0.00	0.09
INLET #1_000813.LAB	3/10/2020	18:11	5,714.7	1.18	0.00	0.09
INLET #1_000814.LAB	3/10/2020	18:12	5,708.1	1.46	0.00	0.09
INLET #1_000815.LAB	3/10/2020	18:13	5,699.6	0.92	0.00	0.09
INLET #1_000816.LAB	3/10/2020	18:14	5,682.8	1.04	0.00	0.09
INLET #1_000817.LAB	3/10/2020	18:15	5,669.5	1.59	0.00	0.09
INLET #1_000818.LAB	3/10/2020	18:16	5,653.3	1.62	0.00	0.09
INLET #1_000819.LAB	3/10/2020	18:17	5,641.0	1.30	0.00	0.09
INLET #1_000820.LAB	3/10/2020	18:18	5,623.2	1.80	0.00	0.09
INLET #1_000821.LAB	3/10/2020	18:19	5,614.6	1.22	0.00	0.08
INLET #1_000822.LAB	3/10/2020	18:20	5,594.7	0.98	0.00	0.09
INLET #1_000823.LAB	3/10/2020	18:21	5,578.5	0.54	0.00	0.09
INLET #1_000824.LAB	3/10/2020	18:22	5,567.1	0.68	0.00	0.09
INLET #1_000825.LAB	3/10/2020	18:23	5,550.7	0.28	0.00	0.09
INLET #1_000826.LAB	3/10/2020	18:24	5,532.0	0.35	0.00	0.08
INLET #1_000827.LAB	3/10/2020	18:25	5,517.3	1.35	0.00	0.09
INLET #1_000828.LAB	3/10/2020	18:26	5,502.3	1.45	0.00	0.08
INLET #1_000829.LAB	3/10/2020	18:27	5,492.7	1.23	0.00	0.09
INLET #1_000830.LAB	3/10/2020	18:28	5,475.0	1.61	0.00	0.09
INLET #1_000831.LAB	3/10/2020	18:29	5,462.6	1.77	0.00	0.08
INLET #1_000832.LAB	3/10/2020	18:30	5,447.5	1.35	0.00	0.09
INLET #1_000833.LAB	3/10/2020	18:31	5,431.7	1.69	0.00	0.08
INLET #1_000834.LAB	3/10/2020	18:32	5,422.5	1.17	0.00	0.09
INLET #1_000835.LAB	3/10/2020	18:33	5,413.5	1.06	0.00	0.08
Average						
Average/MDL Values			5,807.12	0.93	0.00	0.05

FTIR Field Data

Company: Medline
Location: Waukegan, IL
Source: Inlet #1
Date: 3/11/2020
Run: 2
Time: 8:35-18:30

Spectrum	Date	Time	Ethylene Oxide ppmv wb	Methane ppmv wb	CO2 % vol wb	Water % vol
INLET #1_001188.LAB	3/11/2020	8:35	3,815.7	4.47	0.01	0.12
INLET #1_001189.LAB	3/11/2020	8:36	4,037.6	1.66	0.01	0.10
INLET #1_001190.LAB	3/11/2020	8:37	4,310.6	1.97	0.01	0.11
INLET #1_001191.LAB	3/11/2020	8:38	4,447.5	1.79	0.01	0.11
INLET #1_001192.LAB	3/11/2020	8:39	4,502.2	2.33	0.01	0.12
INLET #1_001193.LAB	3/11/2020	8:40	4,645.4	2.01	0.01	0.11
INLET #1_001194.LAB	3/11/2020	8:41	6,570.0	2.67	0.01	0.13
INLET #1_001195.LAB	3/11/2020	8:42	9,191.1	3.16	0.01	0.11
INLET #1_001196.LAB	3/11/2020	8:43	10,044.7	6.05	0.01	0.11
INLET #1_001197.LAB	3/11/2020	8:44	9,225.5	2.69	0.01	0.09
INLET #1_001198.LAB	3/11/2020	8:45	8,916.7	1.58	0.01	0.07
INLET #1_001189.LAB	3/11/2020	8:46	9,393.1	3.02	0.01	0.07
INLET #1_001200.LAB	3/11/2020	8:47	9,007.5	1.16	0.01	0.07
INLET #1_001201.LAB	3/11/2020	8:48	9,507.1	3.11	0.01	0.07
INLET #1_001202.LAB	3/11/2020	8:49	9,129.9	1.73	0.01	0.08
INLET #1_001203.LAB	3/11/2020	8:50	8,472.3	1.77	0.01	0.07
INLET #1_001204.LAB	3/11/2020	8:51	8,188.2	2.27	0.01	0.08
INLET #1_001205.LAB	3/11/2020	8:52	8,258.6	1.71	0.01	0.08
INLET #1_001206.LAB	3/11/2020	8:53	8,389.1	1.81	0.01	0.08
INLET #1_001207.LAB	3/11/2020	8:54	8,544.6	2.01	0.01	0.08
INLET #1_001208.LAB	3/11/2020	8:55	8,640.7	1.47	0.01	0.07
INLET #1_001209.LAB	3/11/2020	8:56	7,414.2	2.57	0.02	0.09
INLET #1_001210.LAB	3/11/2020	8:57	6,038.5	2.17	0.02	0.10
INLET #1_001211.LAB	3/11/2020	8:58	5,634.6	2.20	0.02	0.10
INLET #1_001212.LAB	3/11/2020	8:59	5,534.5	2.27	0.02	0.07
INLET #1_001213.LAB	3/11/2020	9:00	6,080.3	2.27	0.01	0.10
INLET #1_001214.LAB	3/11/2020	9:01	6,870.3	3.01	0.01	0.09
INLET #1_001215.LAB	3/11/2020	9:02	7,224.8	2.16	0.01	0.09
INLET #1_001216.LAB	3/11/2020	9:03	7,506.4	2.12	0.01	0.09
INLET #1_001217.LAB	3/11/2020	9:04	8,223.9	1.52	0.00	0.08
INLET #1_001218.LAB	3/11/2020	9:05	8,727.5	1.45	0.00	0.08
INLET #1_001219.LAB	3/11/2020	9:06	9,105.9	2.06	0.00	0.08
INLET #1_001220.LAB	3/11/2020	9:07	9,370.1	2.55	0.00	0.07
INLET #1_001221.LAB	3/11/2020	9:08	10,007.6	2.84	0.00	0.07
INLET #1_001222.LAB	3/11/2020	9:09	10,344.7	4.82	0.00	0.08
INLET #1_001223.LAB	3/11/2020	9:10	10,713.8	3.39	0.00	0.07
INLET #1_001224.LAB	3/11/2020	9:11	11,445.2	7.82	0.00	0.07
INLET #1_001225.LAB	3/11/2020	9:12	10,765.9	4.16	0.00	0.06
INLET #1_001226.LAB	3/11/2020	9:13	9,769.9	1.77	0.00	0.06
INLET #1_001227.LAB	3/11/2020	9:14	9,914.8	3.61	0.00	0.08
INLET #1_001228.LAB	3/11/2020	9:15	11,138.3	5.09	0.00	0.06
INLET #1_001229.LAB	3/11/2020	9:16	11,343.8	5.55	0.00	0.05
INLET #1_001230.LAB	3/11/2020	9:17	11,918.3	5.13	0.00	0.05
INLET #1_001231.LAB	3/11/2020	9:18	13,249.5	8.82	0.00	0.04
INLET #1_001232.LAB	3/11/2020	9:19	4,187.8	-6.81	0.00	0.10
INLET #1_001233.LAB	3/11/2020	9:20	1,479.3	0.59	0.00	0.00
INLET #1_001234.LAB	3/11/2020	9:21	1,631.2	0.34	0.00	-0.01
INLET #1_001235.LAB	3/11/2020	9:22	1,673.2	0.52	0.00	0.00
INLET #1_001236.LAB	3/11/2020	9:23	3,124.0	-0.18	0.00	0.05
INLET #1_001237.LAB	3/11/2020	9:24	7,095.6	1.36	0.00	0.03
INLET #1_001238.LAB	3/11/2020	9:25	6,892.0	0.64	0.00	0.04
INLET #1_001239.LAB	3/11/2020	9:26	6,360.5	0.39	0.00	0.04
INLET #1_001240.LAB	3/11/2020	9:27	5,485.3	1.14	0.00	0.02
INLET #1_001241.LAB	3/11/2020	9:28	4,914.8	1.15	0.00	0.03
INLET #1_001242.LAB	3/11/2020	9:29	4,624.7	1.13	0.00	0.03
INLET #1_001243.LAB	3/11/2020	9:30	4,469.7	1.03	0.00	0.03
INLET #1_001244.LAB	3/11/2020	9:31	4,405.0	0.69	0.00	0.03
INLET #1_001245.LAB	3/11/2020	9:32	4,451.0	1.12	0.00	0.03
INLET #1_001246.LAB	3/11/2020	9:33	4,500.2	0.55	0.00	0.03
INLET #1_001247.LAB	3/11/2020	9:34	4,525.9	1.20	0.00	0.03
INLET #1_001248.LAB	3/11/2020	9:35	4,555.2	0.72	0.00	0.03
INLET #1_001249.LAB	3/11/2020	9:36	4,685.2	0.89	0.00	0.03
INLET #1_001250.LAB	3/11/2020	9:37	4,865.4	0.88	0.00	0.03
INLET #1_001251.LAB	3/11/2020	9:38	5,010.6	1.13	0.00	0.03
INLET #1_001252.LAB	3/11/2020	9:39	5,310.0	1.01	0.00	0.02
INLET #1_001253.LAB	3/11/2020	9:40	5,607.7	0.74	0.00	0.02
INLET #1_001254.LAB	3/11/2020	9:41	5,826.2	0.32	0.00	0.04
INLET #1_001255.LAB	3/11/2020	9:42	6,017.7	0.79	0.00	0.04
INLET #1_001256.LAB	3/11/2020	9:43	6,136.7	0.45	0.00	0.04
INLET #1_001257.LAB	3/11/2020	9:44	6,181.7	0.58	0.00	0.04
INLET #1_001258.LAB	3/11/2020	9:45	6,219.8	0.48	0.00	0.04
INLET #1_001259.LAB	3/11/2020	9:46	6,240.3	0.21	0.00	0.04
INLET #1_001260.LAB	3/11/2020	9:47	6,048.1	0.31	0.00	0.04
INLET #1_001261.LAB	3/11/2020	9:48	5,467.5	1.00	0.00	0.03
INLET #1_001262.LAB	3/11/2020	9:49	4,934.9	0.69	0.00	0.02
INLET #1_001263.LAB	3/11/2020	9:50	4,616.2	0.32	0.00	0.03
INLET #1_001264.LAB	3/11/2020	9:51	4,419.1	0.86	0.00	0.04
INLET #1_001265.LAB	3/11/2020	9:52	4,309.3	0.91	0.00	0.03
INLET #1_001266.LAB	3/11/2020	9:53	4,242.5	0.70	0.00	0.03

FTIR Field Data

Company: Medline
Location: Waukegan, IL
Source: Inlet #1
Date: 3/11/2020
Run: 2
Time: 8:35-18:30

Spectrum	Date	Time	Ethylene Oxide ppmv wb	Methane ppmv wb	CO2 % vol wb	Water % vol
INLET #1_001267.LAB	3/11/2020	9:54	4,228.1	0.16	0.00	0.03
INLET #1_001268.LAB	3/11/2020	9:55	4,253.0	1.01	0.00	0.03
INLET #1_001269.LAB	3/11/2020	9:56	4,224.9	0.40	0.00	0.03
INLET #1_001270.LAB	3/11/2020	9:57	4,188.2	1.09	0.00	0.04
INLET #1_001271.LAB	3/11/2020	9:58	4,198.2	1.32	0.00	0.03
INLET #1_001272.LAB	3/11/2020	9:59	4,225.9	0.72	0.00	0.03
INLET #1_001273.LAB	3/11/2020	10:00	4,224.4	0.58	0.00	0.03
INLET #1_001274.LAB	3/11/2020	10:01	4,206.6	0.45	0.00	0.03
INLET #1_001275.LAB	3/11/2020	10:02	4,270.0	0.59	0.00	0.03
INLET #1_001276.LAB	3/11/2020	10:03	4,398.8	0.95	0.00	0.03
INLET #1_001277.LAB	3/11/2020	10:04	4,516.2	0.55	0.00	0.03
INLET #1_001278.LAB	3/11/2020	10:05	4,490.7	0.57	0.00	0.03
INLET #1_001279.LAB	3/11/2020	10:06	4,467.8	0.17	0.00	0.03
INLET #1_001280.LAB	3/11/2020	10:07	4,486.4	0.90	0.00	0.03
INLET #1_001281.LAB	3/11/2020	10:08	4,483.6	0.55	0.00	0.03
INLET #1_001282.LAB	3/11/2020	10:09	4,475.4	0.71	0.00	0.03
INLET #1_001283.LAB	3/11/2020	10:10	4,295.8	0.72	0.00	0.03
INLET #1_001284.LAB	3/11/2020	10:11	4,068.2	0.65	0.00	0.03
INLET #1_001285.LAB	3/11/2020	10:12	3,910.6	3.82	0.00	0.06
INLET #1_001286.LAB	3/11/2020	10:13	3,810.0	3.40	0.00	0.06
INLET #1_001287.LAB	3/11/2020	10:14	4,102.9	0.63	0.00	0.03
INLET #1_001288.LAB	3/11/2020	10:15	5,246.2	0.61	0.00	0.02
INLET #1_001289.LAB	3/11/2020	10:16	6,038.1	1.03	0.00	0.05
INLET #1_001290.LAB	3/11/2020	10:17	6,466.7	0.72	0.00	0.04
INLET #1_001291.LAB	3/11/2020	10:18	6,748.1	0.70	0.00	0.04
INLET #1_001292.LAB	3/11/2020	10:19	7,018.8	1.04	0.00	0.04
INLET #1_001293.LAB	3/11/2020	10:20	7,245.2	1.24	0.00	0.03
INLET #1_001294.LAB	3/11/2020	10:21	7,205.3	1.11	0.00	0.03
INLET #1_001295.LAB	3/11/2020	10:22	7,183.1	0.80	0.00	0.03
INLET #1_001296.LAB	3/11/2020	10:23	6,509.3	1.14	0.00	0.04
INLET #1_001297.LAB	3/11/2020	10:24	5,808.5	0.87	0.00	0.04
INLET #1_001298.LAB	3/11/2020	10:25	5,370.8	0.91	0.00	0.02
INLET #1_001299.LAB	3/11/2020	10:26	5,146.2	0.69	0.00	0.02
INLET #1_001300.LAB	3/11/2020	10:27	4,993.3	0.89	0.00	0.02
INLET #1_001301.LAB	3/11/2020	10:28	4,892.7	0.76	0.00	0.02
INLET #1_001302.LAB	3/11/2020	10:29	4,833.0	0.05	0.00	0.03
INLET #1_001303.LAB	3/11/2020	10:30	4,803.1	0.42	0.00	0.02
INLET #1_001304.LAB	3/11/2020	10:31	4,735.1	0.95	0.00	0.02
INLET #1_001305.LAB	3/11/2020	10:32	4,594.8	0.98	0.00	0.03
INLET #1_001306.LAB	3/11/2020	10:33	4,411.9	0.57	0.00	0.03
INLET #1_001307.LAB	3/11/2020	10:34	4,888.0	0.98	0.00	0.02
INLET #1_001308.LAB	3/11/2020	10:35	5,198.9	0.97	0.00	0.02
INLET #1_001309.LAB	3/11/2020	10:36	5,345.0	0.43	0.00	0.02
INLET #1_001310.LAB	3/11/2020	10:37	5,429.9	1.15	0.00	0.02
INLET #1_001311.LAB	3/11/2020	10:38	5,390.4	0.40	0.00	0.02
INLET #1_001312.LAB	3/11/2020	10:39	5,336.3	0.51	0.00	0.02
INLET #1_001313.LAB	3/11/2020	10:40	5,331.1	0.63	0.00	0.02
INLET #1_001314.LAB	3/11/2020	10:41	5,362.7	0.82	0.00	0.02
INLET #1_001315.LAB	3/11/2020	10:42	5,430.4	1.21	0.00	0.02
INLET #1_001316.LAB	3/11/2020	10:43	5,406.4	0.14	0.00	0.02
INLET #1_001317.LAB	3/11/2020	10:44	5,383.9	0.52	0.00	0.02
INLET #1_001318.LAB	3/11/2020	10:45	5,028.1	0.52	0.00	0.02
INLET #1_001319.LAB	3/11/2020	10:46	4,679.4	0.66	0.00	0.02
INLET #1_001320.LAB	3/11/2020	10:47	4,464.9	1.08	0.00	0.02
INLET #1_001321.LAB	3/11/2020	10:48	4,349.0	0.88	0.00	0.03
INLET #1_001322.LAB	3/11/2020	10:49	4,247.6	0.86	0.00	0.03
INLET #1_001323.LAB	3/11/2020	10:50	4,162.9	0.76	0.00	0.03
INLET #1_001324.LAB	3/11/2020	10:51	4,112.2	0.88	0.00	0.03
INLET #1_001325.LAB	3/11/2020	10:52	4,093.3	0.68	0.00	0.03
INLET #1_001326.LAB	3/11/2020	10:53	4,062.4	0.45	0.00	0.03
INLET #1_001327.LAB	3/11/2020	10:54	4,042.2	0.38	0.00	0.03
INLET #1_001328.LAB	3/11/2020	10:55	3,981.7	3.60	0.00	0.06
INLET #1_001329.LAB	3/11/2020	10:56	4,174.4	0.58	0.00	0.03
INLET #1_001330.LAB	3/11/2020	10:57	4,258.2	0.37	0.00	0.03
INLET #1_001331.LAB	3/11/2020	10:58	4,286.7	0.66	0.00	0.03
INLET #1_001332.LAB	3/11/2020	10:59	4,301.9	0.78	0.00	0.03
INLET #1_001333.LAB	3/11/2020	11:00	4,255.7	0.93	0.00	0.03
INLET #1_001334.LAB	3/11/2020	11:01	4,214.8	0.34	0.00	0.03
INLET #1_001335.LAB	3/11/2020	11:02	4,333.6	0.96	0.00	0.03
INLET #1_001336.LAB	3/11/2020	11:03	4,859.2	0.53	0.00	0.03
INLET #1_001337.LAB	3/11/2020	11:04	5,383.4	0.84	0.00	0.02
INLET #1_001338.LAB	3/11/2020	11:05	5,768.7	0.73	0.00	0.04
INLET #1_001339.LAB	3/11/2020	11:06	6,152.3	0.03	0.00	0.04
INLET #1_001340.LAB	3/11/2020	11:07	6,382.7	0.62	0.00	0.04
INLET #1_001341.LAB	3/11/2020	11:08	6,465.8	1.25	0.00	0.04
INLET #1_001342.LAB	3/11/2020	11:09	6,536.8	0.23	0.00	0.04
INLET #1_001343.LAB	3/11/2020	11:10	6,321.4	0.90	0.00	0.04
INLET #1_001344.LAB	3/11/2020	11:11	5,526.4	0.81	0.00	0.02
INLET #1_001345.LAB	3/11/2020	11:12	4,961.2	0.92	0.00	0.02

FTIR Field Data

Company: Medline
Location: Waukegan, IL
Source: Inlet #1
Date: 3/11/2020
Run: 2
Time: 8:35-18:30

Spectrum	Date	Time	Ethylene Oxide ppmv wb	Methane ppmv wb	CO2 % vol wb	Water % vol
INLET #1_001346.LAB	3/11/2020	11:13	4,656.0	0.87	0.00	0.02
INLET #1_001347.LAB	3/11/2020	11:14	4,475.6	0.67	0.00	0.02
INLET #1_001348.LAB	3/11/2020	11:15	4,332.0	0.62	0.00	0.02
INLET #1_001349.LAB	3/11/2020	11:16	4,242.0	0.92	0.00	0.03
INLET #1_001350.LAB	3/11/2020	11:17	4,156.6	0.69	0.00	0.02
INLET #1_001351.LAB	3/11/2020	11:18	4,163.7	0.67	0.00	0.03
INLET #1_001352.LAB	3/11/2020	11:19	4,164.2	0.69	0.00	0.03
INLET #1_001353.LAB	3/11/2020	11:20	4,144.0	0.72	0.00	0.03
INLET #1_001354.LAB	3/11/2020	11:21	4,164.3	0.08	0.00	0.03
INLET #1_001355.LAB	3/11/2020	11:22	4,365.8	0.63	0.00	0.02
INLET #1_001356.LAB	3/11/2020	11:23	4,489.1	0.83	0.00	0.03
INLET #1_001357.LAB	3/11/2020	11:24	4,520.7	0.91	0.00	0.02
INLET #1_001358.LAB	3/11/2020	11:25	4,571.9	0.42	0.00	0.02
INLET #1_001359.LAB	3/11/2020	11:26	4,641.5	0.92	0.00	0.03
INLET #1_001360.LAB	3/11/2020	11:27	4,718.6	0.74	0.00	0.02
INLET #1_001361.LAB	3/11/2020	11:28	4,835.4	0.72	0.00	0.02
INLET #1_001362.LAB	3/11/2020	11:29	4,919.9	1.09	0.00	0.02
INLET #1_001363.LAB	3/11/2020	11:30	4,967.4	0.71	0.00	0.02
INLET #1_001364.LAB	3/11/2020	11:31	5,020.0	0.41	0.00	0.02
INLET #1_001365.LAB	3/11/2020	11:32	5,090.7	0.59	0.00	0.02
INLET #1_001366.LAB	3/11/2020	11:33	4,857.6	0.95	0.00	0.02
INLET #1_001367.LAB	3/11/2020	11:34	4,454.7	0.25	0.00	0.02
INLET #1_001368.LAB	3/11/2020	11:35	4,217.1	0.76	0.00	0.02
INLET #1_001369.LAB	3/11/2020	11:36	4,073.6	0.48	0.00	0.02
INLET #1_001370.LAB	3/11/2020	11:37	3,964.5	3.89	0.00	0.06
INLET #1_001371.LAB	3/11/2020	11:38	3,928.2	3.67	0.00	0.06
INLET #1_001372.LAB	3/11/2020	11:39	3,897.0	3.98	0.00	0.05
INLET #1_001373.LAB	3/11/2020	11:40	3,897.3	3.63	0.00	0.06
INLET #1_001374.LAB	3/11/2020	11:41	3,867.3	4.22	0.00	0.06
INLET #1_001375.LAB	3/11/2020	11:42	3,834.2	3.52	0.00	0.06
INLET #1_001376.LAB	3/11/2020	11:43	3,810.6	3.25	0.00	0.06
INLET #1_001377.LAB	3/11/2020	11:44	3,854.9	3.69	0.00	0.06
INLET #1_001378.LAB	3/11/2020	11:45	3,937.5	3.92	0.00	0.06
INLET #1_001379.LAB	3/11/2020	11:46	3,932.2	4.07	0.00	0.06
INLET #1_001380.LAB	3/11/2020	11:47	3,942.1	3.95	0.00	0.06
INLET #1_001381.LAB	3/11/2020	11:48	3,956.9	3.84	0.00	0.06
INLET #1_001382.LAB	3/11/2020	11:49	3,972.0	3.54	0.00	0.06
INLET #1_001383.LAB	3/11/2020	11:50	4,090.5	0.89	0.00	0.03
INLET #1_001384.LAB	3/11/2020	11:51	4,392.0	1.31	0.00	0.02
INLET #1_001385.LAB	3/11/2020	11:52	4,667.0	1.06	0.00	0.03
INLET #1_001386.LAB	3/11/2020	11:53	4,839.8	1.02	0.00	0.02
INLET #1_001387.LAB	3/11/2020	11:54	4,986.4	0.79	0.00	0.02
INLET #1_001388.LAB	3/11/2020	11:55	5,241.9	1.20	0.00	0.02
INLET #1_001389.LAB	3/11/2020	11:56	5,438.3	0.94	0.00	0.01
INLET #1_001390.LAB	3/11/2020	11:57	5,528.5	1.24	0.00	0.02
INLET #1_001391.LAB	3/11/2020	11:58	5,531.1	0.22	0.00	0.02
INLET #1_001392.LAB	3/11/2020	11:59	5,045.5	0.83	0.00	0.02
INLET #1_001393.LAB	3/11/2020	12:00	4,520.1	0.95	0.00	0.03
INLET #1_001394.LAB	3/11/2020	12:01	4,200.5	0.85	0.00	0.03
INLET #1_001395.LAB	3/11/2020	12:02	4,043.3	0.68	0.00	0.03
INLET #1_001396.LAB	3/11/2020	12:03	3,914.2	3.67	0.00	0.06
INLET #1_001397.LAB	3/11/2020	12:04	3,807.5	3.82	0.00	0.06
INLET #1_001398.LAB	3/11/2020	12:05	3,723.2	3.50	0.00	0.06
INLET #1_001399.LAB	3/11/2020	12:06	3,689.9	3.42	0.00	0.06
INLET #1_001400.LAB	3/11/2020	12:07	3,714.8	3.73	0.00	0.06
INLET #1_001401.LAB	3/11/2020	12:08	3,698.1	3.74	0.00	0.06
INLET #1_001402.LAB	3/11/2020	12:09	3,711.5	4.02	0.00	0.06
INLET #1_001403.LAB	3/11/2020	12:10	3,894.6	3.69	0.00	0.07
INLET #1_001404.LAB	3/11/2020	12:11	3,993.6	3.77	0.00	0.06
INLET #1_001405.LAB	3/11/2020	12:12	4,034.3	0.70	0.00	0.03
INLET #1_001406.LAB	3/11/2020	12:13	4,076.7	0.67	0.00	0.03
INLET #1_001407.LAB	3/11/2020	12:14	4,115.6	0.84	0.00	0.03
INLET #1_001408.LAB	3/11/2020	12:15	4,160.8	0.80	0.00	0.03
INLET #1_001409.LAB	3/11/2020	12:16	4,197.9	0.66	0.00	0.03
INLET #1_001410.LAB	3/11/2020	12:17	4,275.3	0.65	0.00	0.03
INLET #1_001411.LAB	3/11/2020	12:18	4,365.5	0.52	0.00	0.02
INLET #1_001412.LAB	3/11/2020	12:19	4,386.9	0.65	0.00	0.03
INLET #1_001413.LAB	3/11/2020	12:20	4,405.6	0.87	0.00	0.03
INLET #1_001414.LAB	3/11/2020	12:21	4,186.1	0.44	0.00	0.03
INLET #1_001415.LAB	3/11/2020	12:22	3,867.2	3.55	0.00	0.06
INLET #1_001416.LAB	3/11/2020	12:23	3,677.7	3.75	0.00	0.06
INLET #1_001417.LAB	3/11/2020	12:24	3,588.0	3.42	0.00	0.06
INLET #1_001418.LAB	3/11/2020	12:25	3,503.5	3.48	0.00	0.06
INLET #1_001419.LAB	3/11/2020	12:26	3,431.0	3.49	0.00	0.06
INLET #1_001420.LAB	3/11/2020	12:27	3,381.1	3.16	0.00	0.06
INLET #1_001421.LAB	3/11/2020	12:28	3,338.0	3.42	0.00	0.06
INLET #1_001422.LAB	3/11/2020	12:29	3,343.7	2.94	0.00	0.05
INLET #1_001423.LAB	3/11/2020	12:30	3,349.2	3.30	0.00	0.06
INLET #1_001424.LAB	3/11/2020	12:31	3,409.8	3.44	0.00	0.06

FTIR Field Data

Company: Medline
Location: Waukegan, IL
Source: Inlet #1
Date: 3/11/2020
Run: 2
Time: 8:35-18:30

Spectrum	Date	Time	Ethylene Oxide ppmv wb	Methane ppmv wb	CO2 % vol wb	Water % vol
INLET #1_001425.LAB	3/11/2020	12:32	3,712.4	3.85	0.00	0.06
INLET #1_001426.LAB	3/11/2020	12:33	4,027.8	0.52	0.00	0.03
INLET #1_001427.LAB	3/11/2020	12:34	4,267.5	0.65	0.00	0.03
INLET #1_001428.LAB	3/11/2020	12:35	4,519.2	0.84	0.00	0.03
INLET #1_001429.LAB	3/11/2020	12:36	4,723.1	0.90	0.00	0.03
INLET #1_001430.LAB	3/11/2020	12:37	4,828.4	1.17	0.00	0.02
INLET #1_001431.LAB	3/11/2020	12:38	4,899.6	0.72	0.00	0.02
INLET #1_001432.LAB	3/11/2020	12:39	4,707.7	0.64	0.00	0.03
INLET #1_001433.LAB	3/11/2020	12:40	4,365.8	0.87	0.00	0.03
INLET #1_001434.LAB	3/11/2020	12:41	4,127.8	0.80	0.00	0.02
INLET #1_001435.LAB	3/11/2020	12:42	4,004.2	0.34	0.00	0.03
INLET #1_001436.LAB	3/11/2020	12:43	3,947.8	3.84	0.00	0.06
INLET #1_001437.LAB	3/11/2020	12:44	3,846.0	3.91	0.00	0.06
INLET #1_001438.LAB	3/11/2020	12:45	3,760.8	3.34	0.00	0.06
INLET #1_001439.LAB	3/11/2020	12:46	3,650.0	3.50	0.00	0.06
INLET #1_001440.LAB	3/11/2020	12:47	3,542.2	3.45	0.00	0.06
INLET #1_001441.LAB	3/11/2020	12:48	3,453.2	3.44	0.00	0.06
INLET #1_001442.LAB	3/11/2020	12:49	3,388.4	3.25	0.00	0.06
INLET #1_001443.LAB	3/11/2020	12:50	3,431.1	3.33	0.00	0.06
INLET #1_001444.LAB	3/11/2020	12:51	3,684.2	3.35	0.00	0.06
INLET #1_001445.LAB	3/11/2020	12:52	3,782.7	3.68	0.00	0.06
INLET #1_001446.LAB	3/11/2020	12:53	3,782.5	3.90	0.00	0.06
INLET #1_001447.LAB	3/11/2020	12:54	3,799.1	3.47	0.00	0.06
INLET #1_001448.LAB	3/11/2020	12:55	3,820.8	3.66	0.00	0.06
INLET #1_001449.LAB	3/11/2020	12:56	3,844.8	3.54	0.00	0.06
INLET #1_001450.LAB	3/11/2020	12:57	3,888.3	3.95	0.00	0.06
INLET #1_001451.LAB	3/11/2020	12:58	3,948.9	3.89	0.00	0.06
INLET #1_001452.LAB	3/11/2020	12:59	4,002.6	3.57	0.00	0.06
INLET #1_001453.LAB	3/11/2020	13:00	4,048.9	0.57	0.00	0.03
INLET #1_001454.LAB	3/11/2020	13:01	4,028.9	0.61	0.00	0.03
INLET #1_001455.LAB	3/11/2020	13:02	3,837.7	3.93	0.00	0.06
INLET #1_001456.LAB	3/11/2020	13:03	3,658.5	3.86	0.00	0.06
INLET #1_001457.LAB	3/11/2020	13:04	3,534.0	3.50	0.00	0.06
INLET #1_001458.LAB	3/11/2020	13:05	3,478.3	3.37	0.00	0.06
INLET #1_001459.LAB	3/11/2020	13:06	3,391.7	3.24	0.00	0.06
INLET #1_001460.LAB	3/11/2020	13:07	3,322.3	3.70	0.00	0.04
INLET #1_001461.LAB	3/11/2020	13:08	3,258.2	3.55	0.00	0.04
INLET #1_001462.LAB	3/11/2020	13:09	3,219.9	3.25	0.00	0.04
INLET #1_001463.LAB	3/11/2020	13:10	3,178.4	3.17	0.00	0.04
INLET #1_001464.LAB	3/11/2020	13:11	3,130.7	3.49	0.00	0.04
INLET #1_001465.LAB	3/11/2020	13:12	3,105.9	3.50	0.00	0.05
INLET #1_001466.LAB	3/11/2020	13:13	3,212.6	3.46	0.00	0.04
INLET #1_001467.LAB	3/11/2020	13:14	3,282.5	3.54	0.00	0.04
INLET #1_001468.LAB	3/11/2020	13:15	3,458.7	3.56	0.00	0.06
INLET #1_001469.LAB	3/11/2020	13:16	3,546.6	3.62	0.00	0.07
INLET #1_001470.LAB	3/11/2020	13:17	3,558.1	3.71	0.00	0.06
INLET #1_001471.LAB	3/11/2020	13:18	3,571.7	3.79	0.00	0.06
INLET #1_001472.LAB	3/11/2020	13:19	3,564.6	3.76	0.00	0.06
INLET #1_001473.LAB	3/11/2020	13:20	3,588.1	3.60	0.00	0.07
INLET #1_001474.LAB	3/11/2020	13:21	3,843.0	3.57	0.00	0.07
INLET #1_001475.LAB	3/11/2020	13:22	3,925.4	4.19	0.00	0.07
INLET #1_001476.LAB	3/11/2020	13:23	3,953.6	3.75	0.00	0.07
INLET #1_001477.LAB	3/11/2020	13:24	3,904.6	4.12	0.00	0.07
INLET #1_001478.LAB	3/11/2020	13:25	3,797.1	3.77	0.00	0.07
INLET #1_001479.LAB	3/11/2020	13:26	3,688.9	3.83	0.00	0.07
INLET #1_001480.LAB	3/11/2020	13:27	3,645.8	3.60	0.00	0.07
INLET #1_001481.LAB	3/11/2020	13:28	4,511.8	1.17	0.00	0.05
INLET #1_001482.LAB	3/11/2020	13:29	4,418.6	1.00	0.00	0.06
INLET #1_001483.LAB	3/11/2020	13:30	4,366.1	1.34	0.00	0.05
INLET #1_001484.LAB	3/11/2020	13:31	4,319.4	1.65	0.00	0.06
INLET #1_001485.LAB	3/11/2020	13:32	4,247.8	1.30	0.00	0.06
INLET #1_001486.LAB	3/11/2020	13:33	4,186.9	1.38	0.00	0.06
INLET #1_001487.LAB	3/11/2020	13:34	4,214.1	1.19	0.00	0.06
INLET #1_001488.LAB	3/11/2020	13:35	4,629.3	2.27	0.00	0.06
INLET #1_001489.LAB	3/11/2020	13:36	4,778.2	1.70	0.00	0.05
INLET #1_001490.LAB	3/11/2020	13:37	4,743.6	2.16	0.00	0.06
INLET #1_001491.LAB	3/11/2020	13:38	4,724.3	2.21	0.00	0.06
INLET #1_001492.LAB	3/11/2020	13:39	4,726.8	2.37	0.00	0.06
INLET #1_001493.LAB	3/11/2020	13:40	4,717.2	2.07	0.00	0.06
INLET #1_001494.LAB	3/11/2020	13:41	4,709.7	2.00	0.00	0.06
INLET #1_001495.LAB	3/11/2020	13:42	4,735.3	2.14	0.00	0.06
INLET #1_001496.LAB	3/11/2020	13:43	4,759.0	1.35	0.00	0.06
INLET #1_001497.LAB	3/11/2020	13:44	4,796.7	1.18	0.00	0.06
INLET #1_001498.LAB	3/11/2020	13:45	4,786.8	1.45	0.00	0.06
INLET #1_001499.LAB	3/11/2020	13:46	4,654.3	1.21	0.00	0.06
INLET #1_001500.LAB	3/11/2020	13:47	4,531.5	1.62	0.00	0.06
INLET #1_001501.LAB	3/11/2020	13:48	4,436.6	1.21	0.00	0.07
INLET #1_001502.LAB	3/11/2020	13:49	4,344.7	1.50	0.00	0.06
INLET #1_001503.LAB	3/11/2020	13:50	4,237.4	1.48	0.00	0.06

FTIR Field Data

Company: Medline
Location: Waukegan, IL
Source: Inlet #1
Date: 3/11/2020
Run: 2
Time: 8:35-18:30

Spectrum	Date	Time	Ethylene Oxide ppmv wb	Methane ppmv wb	CO2 % vol wb	Water % vol
INLET #1_001504.LAB	3/11/2020	13:51	4,261.8	1.08	0.00	0.07
INLET #1_001505.LAB	3/11/2020	13:52	4,238.7	0.79	0.00	0.06
INLET #1_001506.LAB	3/11/2020	13:53	4,210.7	1.15	0.00	0.06
INLET #1_001507.LAB	3/11/2020	13:54	4,175.5	1.95	0.00	0.06
INLET #1_001508.LAB	3/11/2020	13:55	4,148.1	2.17	0.00	0.06
INLET #1_001509.LAB	3/11/2020	13:56	4,138.9	1.86	0.00	0.07
INLET #1_001510.LAB	3/11/2020	13:57	4,292.7	1.91	0.00	0.07
INLET #1_001511.LAB	3/11/2020	13:58	4,379.2	1.29	0.00	0.07
INLET #1_001512.LAB	3/11/2020	13:59	4,381.1	1.41	0.00	0.07
INLET #1_001513.LAB	3/11/2020	14:00	4,386.6	1.76	0.00	0.06
INLET #1_001514.LAB	3/11/2020	14:01	4,394.4	1.73	0.00	0.07
INLET #1_001515.LAB	3/11/2020	14:02	4,395.2	1.59	0.00	0.07
INLET #1_001516.LAB	3/11/2020	14:03	4,368.2	1.89	0.00	0.07
INLET #1_001517.LAB	3/11/2020	14:04	4,351.2	1.74	0.00	0.07
INLET #1_001518.LAB	3/11/2020	14:05	4,367.1	1.52	0.00	0.07
INLET #1_001519.LAB	3/11/2020	14:06	4,384.1	1.64	0.00	0.07
INLET #1_001520.LAB	3/11/2020	14:07	4,419.4	1.07	0.00	0.07
INLET #1_001521.LAB	3/11/2020	14:08	4,334.7	1.31	0.00	0.06
INLET #1_001522.LAB	3/11/2020	14:09	4,254.4	1.56	0.00	0.07
INLET #1_001523.LAB	3/11/2020	14:10	4,154.0	1.24	0.00	0.07
INLET #1_001524.LAB	3/11/2020	14:11	4,077.0	2.06	0.00	0.07
INLET #1_001525.LAB	3/11/2020	14:12	3,978.4	4.24	0.00	0.10
INLET #1_001526.LAB	3/11/2020	14:13	3,912.2	4.17	0.00	0.10
INLET #1_001527.LAB	3/11/2020	14:14	3,882.3	4.93	0.00	0.10
INLET #1_001528.LAB	3/11/2020	14:15	4,362.2	1.10	0.00	0.08
INLET #1_001529.LAB	3/11/2020	14:16	5,944.0	2.90	0.00	0.11
INLET #1_001530.LAB	3/11/2020	14:17	5,946.6	2.80	0.00	0.11
INLET #1_001531.LAB	3/11/2020	14:18	6,236.3	2.64	0.00	0.11
INLET #1_001532.LAB	3/11/2020	14:19	6,268.5	3.37	0.00	0.11
INLET #1_001533.LAB	3/11/2020	14:20	6,235.3	2.49	0.00	0.11
INLET #1_001534.LAB	3/11/2020	14:21	6,265.3	3.06	0.00	0.10
INLET #1_001535.LAB	3/11/2020	14:22	6,282.6	2.67	0.00	0.11
INLET #1_001536.LAB	3/11/2020	14:23	6,276.0	3.08	0.00	0.11
INLET #1_001537.LAB	3/11/2020	14:24	6,285.2	3.04	0.00	0.10
INLET #1_001538.LAB	3/11/2020	14:25	6,304.6	3.69	0.00	0.10
INLET #1_001539.LAB	3/11/2020	14:26	6,336.0	3.00	0.00	0.10
INLET #1_001540.LAB	3/11/2020	14:27	6,407.7	2.27	0.00	0.10
INLET #1_001541.LAB	3/11/2020	14:28	6,406.9	3.32	0.00	0.10
INLET #1_001542.LAB	3/11/2020	14:29	6,213.3	2.50	0.00	0.10
INLET #1_001543.LAB	3/11/2020	14:30	6,105.7	3.09	0.00	0.10
INLET #1_001544.LAB	3/11/2020	14:31	5,950.8	3.15	0.00	0.10
INLET #1_001545.LAB	3/11/2020	14:32	5,816.8	2.44	0.00	0.11
INLET #1_001546.LAB	3/11/2020	14:33	5,621.3	2.58	0.00	0.11
INLET #1_001547.LAB	3/11/2020	14:34	5,520.9	1.21	0.00	0.11
INLET #1_001548.LAB	3/11/2020	14:35	5,460.0	2.61	0.00	0.11
INLET #1_001549.LAB	3/11/2020	14:36	5,417.6	2.21	0.00	0.11
INLET #1_001550.LAB	3/11/2020	14:37	5,394.8	2.67	0.00	0.11
INLET #1_001551.LAB	3/11/2020	14:38	5,389.7	2.92	0.00	0.11
INLET #1_001552.LAB	3/11/2020	14:39	5,424.4	2.32	0.00	0.11
INLET #1_001553.LAB	3/11/2020	14:40	5,655.3	2.53	0.00	0.11
INLET #1_001554.LAB	3/11/2020	14:41	5,749.0	2.06	0.00	0.11
INLET #1_001555.LAB	3/11/2020	14:42	5,763.2	2.00	0.00	0.10
INLET #1_001556.LAB	3/11/2020	14:43	5,774.9	2.04	0.00	0.11
INLET #1_001557.LAB	3/11/2020	14:44	5,779.2	1.44	0.00	0.10
INLET #1_001558.LAB	3/11/2020	14:45	5,768.4	2.14	0.00	0.10
INLET #1_001559.LAB	3/11/2020	14:46	5,768.9	1.42	0.00	0.10
INLET #1_001560.LAB	3/11/2020	14:47	5,786.8	2.10	0.00	0.11
INLET #1_001561.LAB	3/11/2020	14:48	5,814.1	2.70	0.00	0.11
INLET #1_001562.LAB	3/11/2020	14:48	5,861.4	2.50	0.00	0.10
INLET #1_001563.LAB	3/11/2020	14:50	5,907.4	2.73	0.00	0.10
INLET #1_001564.LAB	3/11/2020	14:51	5,758.6	2.36	0.00	0.10
INLET #1_001565.LAB	3/11/2020	14:52	5,660.2	2.98	0.00	0.11
INLET #1_001566.LAB	3/11/2020	14:53	5,549.2	2.54	0.00	0.11
INLET #1_001567.LAB	3/11/2020	14:54	5,417.1	2.51	0.00	0.10
INLET #1_001568.LAB	3/11/2020	14:55	5,236.6	2.62	0.00	0.10
INLET #1_001569.LAB	3/11/2020	14:56	5,154.0	2.21	0.00	0.11
INLET #1_001570.LAB	3/11/2020	14:57	5,100.0	1.76	0.00	0.11
INLET #1_001571.LAB	3/11/2020	14:58	5,054.0	2.45	0.00	0.11
INLET #1_001572.LAB	3/11/2020	14:59	5,023.7	2.56	0.00	0.11
INLET #1_001573.LAB	3/11/2020	15:00	5,026.5	2.79	0.00	0.11
INLET #1_001574.LAB	3/11/2020	15:01	5,026.1	2.51	0.00	0.11
INLET #1_001575.LAB	3/11/2020	15:02	5,171.3	2.10	0.00	0.11
INLET #1_001576.LAB	3/11/2020	15:03	5,304.3	2.86	0.00	0.10
INLET #1_001577.LAB	3/11/2020	15:04	5,325.2	2.45	0.00	0.11
INLET #1_001578.LAB	3/11/2020	15:05	5,339.4	1.86	0.00	0.10
INLET #1_001579.LAB	3/11/2020	15:06	5,334.5	2.36	0.00	0.10
INLET #1_001580.LAB	3/11/2020	15:07	5,320.0	2.50	0.00	0.10
INLET #1_001581.LAB	3/11/2020	15:08	5,326.6	2.10	0.00	0.11
INLET #1_001582.LAB	3/11/2020	15:09	5,334.2	2.26	0.00	0.10

FTIR Field Data

Company: Medline
Location: Waukegan, IL
Source: Inlet #1
Date: 3/11/2020
Run: 2
Time: 8:35-18:30

Spectrum	Date	Time	Ethylene Oxide ppmv wb	Methane ppmv wb	CO2 % vol wb	Water % vol
INLET #1_001583.LAB	3/11/2020	15:10	5,351.7	2.81	0.00	0.11
INLET #1_001584.LAB	3/11/2020	15:11	5,363.8	2.80	0.00	0.10
INLET #1_001585.LAB	3/11/2020	15:12	5,403.1	2.75	0.00	0.10
INLET #1_001586.LAB	3/11/2020	15:13	5,289.7	2.36	0.00	0.10
INLET #1_001587.LAB	3/11/2020	15:14	5,138.7	2.32	0.00	0.11
INLET #1_001588.LAB	3/11/2020	15:15	5,060.6	1.90	0.00	0.11
INLET #1_001589.LAB	3/11/2020	15:16	4,977.1	2.24	0.00	0.11
INLET #1_001590.LAB	3/11/2020	15:17	4,940.7	2.38	0.00	0.11
INLET #1_001591.LAB	3/11/2020	15:18	4,914.2	2.16	0.00	0.11
INLET #1_001592.LAB	3/11/2020	15:19	4,891.0	1.67	0.00	0.11
INLET #1_001593.LAB	3/11/2020	15:20	4,877.3	1.74	0.00	0.11
INLET #1_001594.LAB	3/11/2020	15:21	4,864.3	2.09	0.00	0.10
INLET #1_001595.LAB	3/11/2020	15:22	4,936.8	2.30	0.00	0.11
INLET #1_001596.LAB	3/11/2020	15:23	4,933.3	2.51	0.00	0.11
INLET #1_001597.LAB	3/11/2020	15:24	4,971.7	2.43	0.00	0.11
INLET #1_001598.LAB	3/11/2020	15:25	5,131.9	2.30	0.00	0.11
INLET #1_001599.LAB	3/11/2020	15:26	5,076.6	1.75	0.00	0.11
INLET #1_001600.LAB	3/11/2020	15:27	4,985.9	2.29	0.00	0.11
INLET #1_001601.LAB	3/11/2020	15:28	4,899.4	2.11	0.00	0.11
INLET #1_001602.LAB	3/11/2020	15:29	4,878.9	1.87	0.00	0.10
INLET #1_001603.LAB	3/11/2020	15:30	4,876.4	2.30	0.00	0.11
INLET #1_001604.LAB	3/11/2020	15:31	4,881.2	2.37	0.00	0.11
INLET #1_001605.LAB	3/11/2020	15:32	4,905.8	2.13	0.00	0.11
INLET #1_001606.LAB	3/11/2020	15:33	4,925.8	2.60	0.00	0.11
INLET #1_001607.LAB	3/11/2020	15:34	4,974.3	1.73	0.00	0.11
INLET #1_001608.LAB	3/11/2020	15:35	4,926.2	2.29	0.00	0.10
INLET #1_001609.LAB	3/11/2020	15:36	4,770.5	1.99	0.00	0.11
INLET #1_001610.LAB	3/11/2020	15:37	4,703.2	2.31	0.00	0.11
INLET #1_001611.LAB	3/11/2020	15:38	4,616.3	2.22	0.00	0.10
INLET #1_001612.LAB	3/11/2020	15:39	4,570.6	2.62	0.00	0.11
INLET #1_001613.LAB	3/11/2020	15:40	4,552.8	2.80	0.00	0.11
INLET #1_001614.LAB	3/11/2020	15:41	4,544.3	2.19	0.00	0.11
INLET #1_001615.LAB	3/11/2020	15:42	4,535.0	2.06	0.00	0.11
INLET #1_001616.LAB	3/11/2020	15:43	4,522.7	1.95	0.00	0.11
INLET #1_001617.LAB	3/11/2020	15:44	4,576.7	1.95	0.00	0.11
INLET #1_001618.LAB	3/11/2020	15:45	4,585.0	2.10	0.00	0.11
INLET #1_001619.LAB	3/11/2020	15:46	4,599.1	1.80	0.00	0.11
INLET #1_001620.LAB	3/11/2020	15:47	4,759.0	2.18	0.00	0.11
INLET #1_001621.LAB	3/11/2020	15:48	4,845.9	2.10	0.00	0.11
INLET #1_001622.LAB	3/11/2020	15:49	4,768.2	2.14	0.00	0.11
INLET #1_001623.LAB	3/11/2020	15:50	4,663.1	2.23	0.00	0.11
INLET #1_001624.LAB	3/11/2020	15:51	4,636.5	2.28	0.00	0.11
INLET #1_001625.LAB	3/11/2020	15:52	4,625.7	2.19	0.00	0.11
INLET #1_001626.LAB	3/11/2020	15:53	4,625.2	2.32	0.00	0.11
INLET #1_001627.LAB	3/11/2020	15:54	4,636.8	2.15	0.00	0.11
INLET #1_001628.LAB	3/11/2020	15:55	4,650.5	2.27	0.00	0.11
INLET #1_001629.LAB	3/11/2020	15:56	4,684.9	2.35	0.00	0.11
INLET #1_001630.LAB	3/11/2020	15:57	4,687.1	2.23	0.00	0.11
INLET #1_001631.LAB	3/11/2020	15:58	4,548.5	2.24	0.00	0.11
INLET #1_001632.LAB	3/11/2020	15:59	4,494.6	2.15	0.00	0.11
INLET #1_001633.LAB	3/11/2020	16:00	4,426.3	2.01	0.00	0.11
INLET #1_001634.LAB	3/11/2020	16:01	4,375.2	1.54	0.00	0.11
INLET #1_001635.LAB	3/11/2020	16:02	4,354.0	2.03	0.00	0.11
INLET #1_001636.LAB	3/11/2020	16:03	4,343.3	1.90	0.00	0.11
INLET #1_001637.LAB	3/11/2020	16:04	4,331.5	2.27	0.00	0.11
INLET #1_001638.LAB	3/11/2020	16:05	4,320.1	2.17	0.00	0.11
INLET #1_001639.LAB	3/11/2020	16:06	4,352.2	1.80	0.00	0.11
INLET #1_001640.LAB	3/11/2020	16:07	4,376.5	1.49	0.00	0.11
INLET #1_001641.LAB	3/11/2020	16:08	4,369.9	1.57	0.00	0.11
INLET #1_001642.LAB	3/11/2020	16:09	4,474.1	1.69	0.00	0.11
INLET #1_001643.LAB	3/11/2020	16:10	4,534.8	1.88	0.00	0.11
INLET #1_001644.LAB	3/11/2020	16:11	4,500.7	2.03	0.00	0.11
INLET #1_001645.LAB	3/11/2020	16:12	4,415.9	1.92	0.00	0.11
INLET #1_001646.LAB	3/11/2020	16:13	4,386.4	1.57	0.00	0.11
INLET #1_001647.LAB	3/11/2020	16:14	4,379.7	1.77	0.00	0.11
INLET #1_001648.LAB	3/11/2020	16:15	4,377.8	1.79	0.00	0.11
INLET #1_001649.LAB	3/11/2020	16:16	4,389.8	1.31	0.00	0.11
INLET #1_001650.LAB	3/11/2020	16:17	4,401.5	1.35	0.00	0.11
INLET #1_001651.LAB	3/11/2020	16:18	4,426.9	1.39	0.00	0.11
INLET #1_001652.LAB	3/11/2020	16:19	4,453.9	1.79	0.00	0.11
INLET #1_001653.LAB	3/11/2020	16:20	4,280.4	2.02	0.00	0.11
INLET #1_001654.LAB	3/11/2020	16:21	4,121.6	2.00	0.00	0.11
INLET #1_001655.LAB	3/11/2020	16:22	4,061.2	1.76	0.00	0.11
INLET #1_001656.LAB	3/11/2020	16:23	4,036.8	1.06	0.00	0.11
INLET #1_001657.LAB	3/11/2020	16:24	4,024.8	1.50	0.00	0.11
INLET #1_001658.LAB	3/11/2020	16:25	4,414.6	1.68	0.00	0.12
INLET #1_001659.LAB	3/11/2020	16:26	5,168.1	3.33	0.00	0.14
INLET #1_001660.LAB	3/11/2020	16:27	5,176.5	3.15	0.00	0.15
INLET #1_001661.LAB	3/11/2020	16:28	5,193.2	2.80	0.00	0.14

FTIR Field Data

Company: Medline
Location: Waukegan, IL
Source: Inlet #1
Date: 3/11/2020
Run: 2
Time: 8:35-18:30

Spectrum	Date	Time	Ethylene Oxide ppmv wb	Methane ppmv wb	CO2 % vol wb	Water % vol
INLET #1_001662.LAB	3/11/2020	16:29	5,225.5	1.81	0.00	0.14
INLET #1_001663.LAB	3/11/2020	16:30	5,241.3	2.80	0.00	0.14
INLET #1_001664.LAB	3/11/2020	16:31	5,423.9	2.46	0.00	0.14
INLET #1_001665.LAB	3/11/2020	16:32	5,396.8	3.07	0.00	0.15
INLET #1_001666.LAB	3/11/2020	16:33	5,270.9	2.19	0.00	0.14
INLET #1_001667.LAB	3/11/2020	16:34	5,226.3	3.12	0.00	0.14
INLET #1_001668.LAB	3/11/2020	16:35	5,231.4	3.35	0.00	0.14
INLET #1_001669.LAB	3/11/2020	16:36	5,235.7	2.97	0.00	0.14
INLET #1_001670.LAB	3/11/2020	16:37	5,242.9	3.06	0.00	0.14
INLET #1_001671.LAB	3/11/2020	16:38	5,260.8	3.12	0.00	0.14
INLET #1_001672.LAB	3/11/2020	16:39	5,290.4	1.95	0.00	0.14
INLET #1_001673.LAB	3/11/2020	16:40	5,328.5	1.96	0.00	0.14
INLET #1_001674.LAB	3/11/2020	16:41	5,263.9	2.41	0.00	0.14
INLET #1_001675.LAB	3/11/2020	16:42	4,985.4	2.13	0.00	0.14
INLET #1_001676.LAB	3/11/2020	16:43	4,899.7	1.79	0.00	0.14
INLET #1_001677.LAB	3/11/2020	16:44	4,874.5	2.37	0.00	0.14
INLET #1_001678.LAB	3/11/2020	16:45	4,861.8	2.42	0.00	0.14
INLET #1_001679.LAB	3/11/2020	16:46	4,856.8	2.57	0.00	0.14
INLET #1_001680.LAB	3/11/2020	16:47	4,852.1	2.63	0.00	0.15
INLET #1_001681.LAB	3/11/2020	16:48	4,843.4	2.48	0.00	0.15
INLET #1_001682.LAB	3/11/2020	16:49	4,841.3	2.55	0.00	0.14
INLET #1_001683.LAB	3/11/2020	16:50	4,845.6	3.00	0.00	0.14
INLET #1_001684.LAB	3/11/2020	16:51	4,873.6	2.56	0.00	0.14
INLET #1_001685.LAB	3/11/2020	16:52	4,866.6	2.72	0.00	0.14
INLET #1_001686.LAB	3/11/2020	16:53	5,090.3	2.20	0.00	0.14
INLET #1_001687.LAB	3/11/2020	16:54	5,165.8	2.10	0.00	0.14
INLET #1_001688.LAB	3/11/2020	16:55	5,210.7	1.16	0.00	0.14
INLET #1_001689.LAB	3/11/2020	16:56	5,256.1	2.25	0.00	0.13
INLET #1_001690.LAB	3/11/2020	16:57	5,294.4	2.64	0.00	0.14
INLET #1_001691.LAB	3/11/2020	16:58	5,334.6	3.24	0.00	0.14
INLET #1_001692.LAB	3/11/2020	16:59	5,384.3	3.08	0.00	0.13
INLET #1_001693.LAB	3/11/2020	17:00	5,442.0	2.19	0.00	0.13
INLET #1_001694.LAB	3/11/2020	17:01	5,508.1	2.35	0.00	0.13
INLET #1_001695.LAB	3/11/2020	17:02	5,510.7	2.47	0.00	0.13
INLET #1_001696.LAB	3/11/2020	17:03	5,599.6	2.74	0.00	0.13
INLET #1_001697.LAB	3/11/2020	17:04	5,622.3	2.18	0.00	0.13
INLET #1_001898.LAB	3/11/2020	17:05	5,625.7	2.19	0.00	0.13
INLET #1_001699.LAB	3/11/2020	17:06	5,626.3	2.75	0.00	0.13
INLET #1_001700.LAB	3/11/2020	17:07	5,619.3	2.52	0.00	0.13
INLET #1_001701.LAB	3/11/2020	17:08	5,606.0	2.78	0.00	0.13
INLET #1_001702.LAB	3/11/2020	17:09	5,590.2	2.83	0.00	0.13
INLET #1_001703.LAB	3/11/2020	17:10	5,569.4	2.21	0.00	0.13
INLET #1_001704.LAB	3/11/2020	17:11	5,552.3	1.40	0.00	0.13
INLET #1_001705.LAB	3/11/2020	17:12	5,531.4	1.87	0.00	0.13
INLET #1_001706.LAB	3/11/2020	17:13	5,610.7	2.62	0.00	0.13
INLET #1_001707.LAB	3/11/2020	17:14	5,549.7	2.57	0.00	0.13
INLET #1_001708.LAB	3/11/2020	17:15	5,455.4	3.46	0.00	0.13
INLET #1_001709.LAB	3/11/2020	17:16	5,392.7	1.91	0.00	0.13
INLET #1_001710.LAB	3/11/2020	17:17	5,385.3	2.06	0.00	0.13
INLET #1_001711.LAB	3/11/2020	17:18	5,404.3	2.84	0.00	0.13
INLET #1_001712.LAB	3/11/2020	17:19	5,543.7	3.20	0.00	0.13
INLET #1_001713.LAB	3/11/2020	17:20	5,470.0	2.60	0.00	0.13
INLET #1_001714.LAB	3/11/2020	17:21	5,466.3	2.27	0.00	0.13
INLET #1_001715.LAB	3/11/2020	17:22	5,465.7	2.31	0.00	0.13
INLET #1_001716.LAB	3/11/2020	17:23	5,482.8	2.91	0.00	0.13
INLET #1_001717.LAB	3/11/2020	17:24	5,442.4	2.61	0.00	0.13
INLET #1_001718.LAB	3/11/2020	17:25	5,480.7	3.03	0.00	0.13
INLET #1_001719.LAB	3/11/2020	17:26	5,512.9	2.47	0.00	0.13
INLET #1_001720.LAB	3/11/2020	17:27	5,505.6	1.75	0.00	0.13
INLET #1_001721.LAB	3/11/2020	17:28	5,500.2	1.28	0.00	0.13
INLET #1_001722.LAB	3/11/2020	17:29	5,492.5	3.24	0.00	0.13
INLET #1_001723.LAB	3/11/2020	17:30	5,478.7	3.43	0.00	0.13
INLET #1_001724.LAB	3/11/2020	17:31	5,466.5	3.00	0.00	0.13
INLET #1_001725.LAB	3/11/2020	17:32	5,448.4	2.90	0.00	0.13
INLET #1_001726.LAB	3/11/2020	17:33	5,435.2	2.45	0.00	0.13
INLET #1_001727.LAB	3/11/2020	17:34	5,423.3	2.00	0.00	0.13
INLET #1_001728.LAB	3/11/2020	17:35	5,414.6	1.89	0.00	0.13
INLET #1_001729.LAB	3/11/2020	17:36	5,402.0	2.12	0.00	0.13
INLET #1_001730.LAB	3/11/2020	17:37	5,391.1	1.99	0.00	0.13
INLET #1_001731.LAB	3/11/2020	17:38	5,378.3	1.88	0.00	0.13
INLET #1_001732.LAB	3/11/2020	17:39	5,368.2	1.72	0.00	0.13
INLET #1_001733.LAB	3/11/2020	17:40	5,358.4	1.98	0.00	0.13
INLET #1_001734.LAB	3/11/2020	17:41	5,348.5	1.83	0.00	0.13
INLET #1_001735.LAB	3/11/2020	17:42	5,342.5	1.61	0.00	0.13
INLET #1_001736.LAB	3/11/2020	17:43	5,335.4	1.91	0.00	0.13
INLET #1_001737.LAB	3/11/2020	17:44	5,328.8	1.68	0.00	0.13
INLET #1_001738.LAB	3/11/2020	17:45	5,323.6	1.54	0.00	0.13
INLET #1_001739.LAB	3/11/2020	17:46	5,316.0	1.59	0.00	0.13
INLET #1_001740.LAB	3/11/2020	17:47	5,309.0	1.88	0.00	0.13

FTIR Field Data

Company: Medline
Location: Waukegan, IL
Source: Inlet #1
Date: 3/11/2020
Run: 2
Time: 8:35-18:30

Spectrum	Date	Time	Ethylene Oxide ppmv wb	Methane ppmv wb	CO2 % vol wb	Water % vol
INLET #1_001741.LAB	3/11/2020	17:48	5,300.8	2.00	0.00	0.12
INLET #1_001742.LAB	3/11/2020	17:49	5,293.1	1.92	0.00	0.13
INLET #1_001743.LAB	3/11/2020	17:50	5,282.5	1.96	0.00	0.13
INLET #1_001744.LAB	3/11/2020	17:51	5,276.0	2.19	0.00	0.13
INLET #1_001745.LAB	3/11/2020	17:52	5,273.2	1.95	0.00	0.13
INLET #1_001746.LAB	3/11/2020	17:53	5,270.6	2.10	0.00	0.12
INLET #1_001747.LAB	3/11/2020	17:54	5,260.8	2.49	0.00	0.12
INLET #1_001748.LAB	3/11/2020	17:55	5,249.3	2.50	0.00	0.13
INLET #1_001749.LAB	3/11/2020	17:56	5,246.5	2.56	0.00	0.12
INLET #1_001750.LAB	3/11/2020	17:57	5,236.2	2.44	0.00	0.13
INLET #1_001751.LAB	3/11/2020	17:58	5,228.0	3.04	0.00	0.12
INLET #1_001752.LAB	3/11/2020	17:59	5,220.6	2.75	0.00	0.12
INLET #1_001753.LAB	3/11/2020	18:00	5,211.8	2.63	0.00	0.12
INLET #1_001754.LAB	3/11/2020	18:01	5,200.3	2.51	0.00	0.13
INLET #1_001755.LAB	3/11/2020	18:02	5,191.1	2.62	0.00	0.13
INLET #1_001756.LAB	3/11/2020	18:03	5,178.8	2.17	0.00	0.13
INLET #1_001757.LAB	3/11/2020	18:04	5,169.1	2.16	0.00	0.13
INLET #1_001758.LAB	3/11/2020	18:05	5,164.7	1.59	0.00	0.12
INLET #1_001759.LAB	3/11/2020	18:06	5,159.3	1.84	0.00	0.13
INLET #1_001760.LAB	3/11/2020	18:07	5,152.5	1.75	0.00	0.12
INLET #1_001761.LAB	3/11/2020	18:08	5,145.8	2.63	0.00	0.12
INLET #1_001762.LAB	3/11/2020	18:09	5,137.3	2.78	0.00	0.13
INLET #1_001763.LAB	3/11/2020	18:10	5,127.2	2.31	0.00	0.12
INLET #1_001764.LAB	3/11/2020	18:11	5,117.7	2.61	0.00	0.12
INLET #1_001765.LAB	3/11/2020	18:12	5,112.6	2.44	0.00	0.12
INLET #1_001766.LAB	3/11/2020	18:13	5,100.5	2.54	0.00	0.13
INLET #1_001767.LAB	3/11/2020	18:14	5,090.8	2.46	0.00	0.12
INLET #1_001768.LAB	3/11/2020	18:15	5,081.7	2.91	0.00	0.12
INLET #1_001769.LAB	3/11/2020	18:16	5,068.5	2.39	0.00	0.13
INLET #1_001770.LAB	3/11/2020	18:17	5,060.1	2.14	0.00	0.12
INLET #1_001771.LAB	3/11/2020	18:18	5,052.6	2.18	0.00	0.12
INLET #1_001772.LAB	3/11/2020	18:19	5,040.8	2.28	0.00	0.12
INLET #1_001773.LAB	3/11/2020	18:20	5,027.5	1.81	0.00	0.12
INLET #1_001774.LAB	3/11/2020	18:21	5,019.1	2.42	0.00	0.12
INLET #1_001775.LAB	3/11/2020	18:22	5,009.1	1.77	0.00	0.12
INLET #1_001776.LAB	3/11/2020	18:23	5,001.4	1.88	0.00	0.13
INLET #1_001777.LAB	3/11/2020	18:24	4,993.0	1.71	0.00	0.12
INLET #1_001778.LAB	3/11/2020	18:25	4,983.1	2.13	0.00	0.12
INLET #1_001779.LAB	3/11/2020	18:26	4,976.8	2.03	0.00	0.12
INLET #1_001780.LAB	3/11/2020	18:27	4,963.9	1.41	0.00	0.12
INLET #1_001781.LAB	3/11/2020	18:28	4,960.1	1.41	0.00	0.12
INLET #1_001782.LAB	3/11/2020	18:29	4,956.3	1.84	0.00	0.12

	Average			
Average/MDL Values	5,039.60	2.02	0.00	0.00

FTIR Field Data

Company: Medline
Location: Waukegan, IL
Source: Inlet #1
Date: 3/10/2020
Run: 3
Time: 08:10-18:30

Spectrum	Date	Time	Ethylene Oxide ppmv wb	Methane ppmv wb	CO2 % vol wb	Water % vol
INLET #1_002171.LAB	3/12/2020	8:10	3,362.22	4.62	0.02	0.12
INLET #1_002172.LAB	3/12/2020	8:11	3,251.98	4.32	0.02	0.12
INLET #1_002173.LAB	3/12/2020	8:12	3,401.13	4.91	0.02	0.12
INLET #1_002174.LAB	3/12/2020	8:13	3,465.01	4.81	0.02	0.13
INLET #1_002175.LAB	3/12/2020	8:14	3,486.93	4.57	0.02	0.13
INLET #1_002176.LAB	3/12/2020	8:15	3,664.92	5.12	0.02	0.13
INLET #1_002177.LAB	3/12/2020	8:16	5,136.38	2.40	0.02	0.09
INLET #1_002178.LAB	3/12/2020	8:17	7,374.15	3.23	0.02	0.10
INLET #1_002179.LAB	3/12/2020	8:18	7,657.73	2.62	0.01	0.10
INLET #1_002180.LAB	3/12/2020	8:19	7,966.19	3.55	0.01	0.10
INLET #1_002181.LAB	3/12/2020	8:20	8,653.87	2.35	0.01	0.09
INLET #1_002182.LAB	3/12/2020	8:21	9,069.75	2.59	0.01	0.10
INLET #1_002183.LAB	3/12/2020	8:22	8,004.38	2.94	0.00	0.06
INLET #1_002184.LAB	3/12/2020	8:23	5,186.87	1.08	0.00	0.04
INLET #1_002185.LAB	3/12/2020	8:24	4,318.00	0.88	0.00	0.05
INLET #1_002186.LAB	3/12/2020	8:25	3,841.83	4.10	0.00	0.08
INLET #1_002187.LAB	3/12/2020	8:26	3,668.75	4.39	0.00	0.08
INLET #1_002188.LAB	3/12/2020	8:27	3,634.01	4.41	0.00	0.08
INLET #1_002189.LAB	3/12/2020	8:28	3,841.77	4.81	0.00	0.09
INLET #1_002190.LAB	3/12/2020	8:29	3,780.29	4.51	0.00	0.10
INLET #1_002191.LAB	3/12/2020	8:30	3,749.44	4.40	0.01	0.10
INLET #1_002192.LAB	3/12/2020	8:31	3,733.09	4.47	0.01	0.10
INLET #1_002193.LAB	3/12/2020	8:32	3,710.51	4.13	0.01	0.10
INLET #1_002194.LAB	3/12/2020	8:33	3,703.57	4.23	0.01	0.09
INLET #1_002195.LAB	3/12/2020	8:34	3,904.24	4.47	0.01	0.10
INLET #1_002196.LAB	3/12/2020	8:35	5,080.55	1.52	0.00	0.06
INLET #1_002197.LAB	3/12/2020	8:36	6,066.60	1.65	0.00	0.08
INLET #1_002198.LAB	3/12/2020	8:37	6,705.27	1.54	0.00	0.08
INLET #1_002199.LAB	3/12/2020	8:38	7,243.43	2.49	0.00	0.07
INLET #1_002200.LAB	3/12/2020	8:39	7,775.53	2.62	0.00	0.07
INLET #1_002201.LAB	3/12/2020	8:40	8,202.84	0.77	0.00	0.06
INLET #1_002202.LAB	3/12/2020	8:41	8,588.32	0.62	0.00	0.06
INLET #1_002203.LAB	3/12/2020	8:42	8,878.47	1.49	0.00	0.06
INLET #1_002204.LAB	3/12/2020	8:43	8,142.04	0.62	0.00	0.07
INLET #1_002205.LAB	3/12/2020	8:44	7,508.84	1.86	0.01	0.08
INLET #1_002206.LAB	3/12/2020	8:45	7,153.82	2.50	0.01	0.07
INLET #1_002207.LAB	3/12/2020	8:46	6,921.19	2.48	0.01	0.08
INLET #1_002208.LAB	3/12/2020	8:47	6,463.65	1.99	0.01	0.08
INLET #1_002209.LAB	3/12/2020	8:48	5,943.01	1.77	0.01	0.09
INLET #1_002210.LAB	3/12/2020	8:49	5,448.43	1.56	0.01	0.06
INLET #1_002211.LAB	3/12/2020	8:50	5,141.70	1.85	0.01	0.07
INLET #1_002212.LAB	3/12/2020	8:51	4,964.93	2.01	0.02	0.07
INLET #1_002213.LAB	3/12/2020	8:52	4,881.82	1.93	0.02	0.07
INLET #1_002214.LAB	3/12/2020	8:53	4,881.32	1.62	0.01	0.07
INLET #1_002215.LAB	3/12/2020	8:54	5,573.93	1.81	0.01	0.09
INLET #1_002216.LAB	3/12/2020	8:55	6,378.82	1.73	0.01	0.09
INLET #1_002217.LAB	3/12/2020	8:56	6,622.02	1.82	0.01	0.09
INLET #1_002218.LAB	3/12/2020	8:57	6,821.99	1.98	0.01	0.08
INLET #1_002219.LAB	3/12/2020	8:58	6,804.61	1.92	0.00	0.06
INLET #1_002220.LAB	3/12/2020	8:59	7,040.97	2.10	0.00	0.08
INLET #1_002221.LAB	3/12/2020	9:00	7,525.76	2.33	0.00	0.08
INLET #1_002222.LAB	3/12/2020	9:01	7,841.86	3.06	0.00	0.08
INLET #1_002223.LAB	3/12/2020	9:02	8,056.14	2.29	0.00	0.08
INLET #1_002224.LAB	3/12/2020	9:03	8,280.58	-0.41	0.00	0.07
INLET #1_002225.LAB	3/12/2020	9:04	8,483.06	0.51	0.00	0.08
INLET #1_002226.LAB	3/12/2020	9:05	8,015.61	2.24	0.00	0.08
INLET #1_002227.LAB	3/12/2020	9:06	7,498.28	2.77	0.00	0.08
INLET #1_002228.LAB	3/12/2020	9:07	7,333.60	2.35	0.00	0.08
INLET #1_002229.LAB	3/12/2020	9:08	7,220.38	2.43	0.00	0.08
INLET #1_002230.LAB	3/12/2020	9:09	7,127.31	2.43	0.00	0.09
INLET #1_002231.LAB	3/12/2020	9:10	6,843.39	1.90	0.00	0.09
INLET #1_002232.LAB	3/12/2020	9:11	6,545.93	1.77	0.00	0.09
INLET #1_002233.LAB	3/12/2020	9:12	6,351.17	2.17	0.00	0.09
INLET #1_002234.LAB	3/12/2020	9:13	6,102.61	1.25	0.00	0.09
INLET #1_002235.LAB	3/12/2020	9:14	5,666.75	1.43	0.00	0.10
INLET #1_002236.LAB	3/12/2020	9:15	5,461.16	2.22	0.00	0.07
INLET #1_002237.LAB	3/12/2020	9:16	5,788.95	2.03	0.00	0.09
INLET #1_002238.LAB	3/12/2020	9:17	6,068.83	2.14	0.00	0.09
INLET #1_002239.LAB	3/12/2020	9:18	6,096.09	2.27	0.00	0.09
INLET #1_002240.LAB	3/12/2020	9:19	6,102.87	1.73	0.00	0.09
INLET #1_002241.LAB	3/12/2020	9:20	6,227.48	2.25	0.00	0.10
INLET #1_002242.LAB	3/12/2020	9:21	7,049.83	2.21	0.00	0.09
INLET #1_002243.LAB	3/12/2020	9:22	7,756.82	2.84	0.00	0.09
INLET #1_002244.LAB	3/12/2020	9:23	8,128.85	1.11	0.00	0.08
INLET #1_002245.LAB	3/12/2020	9:24	8,398.54	0.93	0.00	0.07
INLET #1_002246.LAB	3/12/2020	9:25	8,884.20	1.33	0.00	0.08
INLET #1_002247.LAB	3/12/2020	9:26	9,206.88	2.02	0.00	0.07
INLET #1_002248.LAB	3/12/2020	9:27	9,312.71	4.16	0.00	0.08
INLET #1_002249.LAB	3/12/2020	9:28	9,336.88	1.77	0.00	0.08

FTIR Field Data

Company: Medline
Location: Waukegan, IL
Source: Inlet #1
Date: 3/10/2020
Run: 3
Time: 08:10-18:30

Spectrum	Date	Time	Ethylene Oxide ppmv wb	Methane ppmv wb	CO2 % vol wb	Water % vol
INLET #1_002250.LAB	3/12/2020	9:29	8,814.68	1.96	0.00	0.07
INLET #1_002251.LAB	3/12/2020	9:30	7,833.89	2.57	0.00	0.08
INLET #1_002252.LAB	3/12/2020	9:31	7,366.23	2.62	0.00	0.09
INLET #1_002253.LAB	3/12/2020	9:32	7,333.67	2.21	0.00	0.09
INLET #1_002254.LAB	3/12/2020	9:33	7,636.85	2.40	0.00	0.09
INLET #1_002255.LAB	3/12/2020	9:34	7,827.57	3.23	0.00	0.08
INLET #1_002256.LAB	3/12/2020	9:35	8,048.95	2.30	0.00	0.09
INLET #1_002257.LAB	3/12/2020	9:36	8,130.74	0.44	0.00	0.08
INLET #1_002258.LAB	3/12/2020	9:37	8,159.75	1.25	0.00	0.08
INLET #1_002259.LAB	3/12/2020	9:38	7,858.05	2.88	0.00	0.09
INLET #1_002260.LAB	3/12/2020	9:39	7,487.38	1.80	0.00	0.09
INLET #1_002261.LAB	3/12/2020	9:40	7,334.11	2.45	0.00	0.09
INLET #1_002262.LAB	3/12/2020	9:41	7,755.26	2.39	0.00	0.09
INLET #1_002263.LAB	3/12/2020	9:42	8,099.39	2.98	0.00	0.09
INLET #1_002264.LAB	3/12/2020	9:43	8,123.34	1.27	0.00	0.08
INLET #1_002265.LAB	3/12/2020	9:44	7,954.87	3.21	0.00	0.09
INLET #1_002266.LAB	3/12/2020	9:45	7,959.72	3.76	0.00	0.09
INLET #1_002267.LAB	3/12/2020	9:46	8,025.24	2.48	0.00	0.09
INLET #1_002268.LAB	3/12/2020	9:47	8,173.40	1.27	0.00	0.09
INLET #1_002269.LAB	3/12/2020	9:48	8,229.03	1.23	0.00	0.08
INLET #1_002270.LAB	3/12/2020	9:49	8,161.03	1.61	0.00	0.09
INLET #1_002271.LAB	3/12/2020	9:50	8,104.03	0.67	0.00	0.09
INLET #1_002272.LAB	3/12/2020	9:51	7,843.79	2.87	0.00	0.09
INLET #1_002273.LAB	3/12/2020	9:52	7,263.54	2.21	0.00	0.09
INLET #1_002274.LAB	3/12/2020	9:53	6,956.71	2.26	0.00	0.09
INLET #1_002275.LAB	3/12/2020	9:54	6,742.49	2.48	0.00	0.07
INLET #1_002276.LAB	3/12/2020	9:55	6,515.29	2.44	0.00	0.07
INLET #1_002277.LAB	3/12/2020	9:56	6,375.74	1.80	0.00	0.10
INLET #1_002278.LAB	3/12/2020	9:57	6,288.49	3.32	0.00	0.07
INLET #1_002279.LAB	3/12/2020	9:58	6,131.41	1.93	0.00	0.10
INLET #1_002280.LAB	3/12/2020	9:59	6,027.39	2.20	0.00	0.10
INLET #1_002281.LAB	3/12/2020	10:00	6,064.01	1.92	0.00	0.10
INLET #1_002282.LAB	3/12/2020	10:01	6,112.06	2.15	0.00	0.11
INLET #1_002283.LAB	3/12/2020	10:02	6,262.87	2.02	0.00	0.10
INLET #1_002284.LAB	3/12/2020	10:03	6,660.95	2.36	0.00	0.10
INLET #1_002285.LAB	3/12/2020	10:04	6,994.18	2.46	0.00	0.07
INLET #1_002286.LAB	3/12/2020	10:05	7,319.86	2.84	0.00	0.10
INLET #1_002287.LAB	3/12/2020	10:06	7,407.59	3.31	0.00	0.09
INLET #1_002288.LAB	3/12/2020	10:07	8,706.95	1.16	0.00	0.09
INLET #1_002289.LAB	3/12/2020	10:08	10,443.05	2.32	0.00	0.08
INLET #1_002290.LAB	3/12/2020	10:09	11,312.06	7.84	0.00	0.08
INLET #1_002291.LAB	3/12/2020	10:10	11,813.78	7.34	0.00	0.08
INLET #1_002292.LAB	3/12/2020	10:11	12,502.14	8.66	0.00	0.08
INLET #1_002293.LAB	3/12/2020	10:12	12,964.85	10.52	0.00	0.07
INLET #1_002294.LAB	3/12/2020	10:13	13,199.63	9.83	0.00	0.07
INLET #1_002295.LAB	3/12/2020	10:14	13,703.36	9.78	0.00	0.11
INLET #1_002296.LAB	3/12/2020	10:15	13,262.00	8.09	0.00	0.11
INLET #1_002297.LAB	3/12/2020	10:16	10,618.90	2.16	0.00	0.09
INLET #1_002298.LAB	3/12/2020	10:17	8,842.10	1.20	0.00	0.09
INLET #1_002299.LAB	3/12/2020	10:18	8,004.63	4.07	0.00	0.10
INLET #1_002300.LAB	3/12/2020	10:19	7,646.86	3.55	0.00	0.10
INLET #1_002301.LAB	3/12/2020	10:20	7,453.63	2.86	0.00	0.10
INLET #1_002302.LAB	3/12/2020	10:21	7,338.72	2.47	0.00	0.11
INLET #1_002303.LAB	3/12/2020	10:22	7,723.03	3.50	0.00	0.10
INLET #1_002304.LAB	3/12/2020	10:23	7,978.47	2.15	0.00	0.10
INLET #1_002305.LAB	3/12/2020	10:24	7,891.80	3.71	0.00	0.10
INLET #1_002306.LAB	3/12/2020	10:25	7,735.62	3.36	0.00	0.10
INLET #1_002307.LAB	3/12/2020	10:26	8,139.48	1.72	0.00	0.10
INLET #1_002308.LAB	3/12/2020	10:27	9,134.65	2.01	0.00	0.10
INLET #1_002309.LAB	3/12/2020	10:28	9,135.97	1.83	0.00	0.09
INLET #1_002310.LAB	3/12/2020	10:29	9,167.46	2.49	0.00	0.09
INLET #1_002311.LAB	3/12/2020	10:30	9,266.98	3.80	0.00	0.09
INLET #1_002312.LAB	3/12/2020	10:31	9,367.13	1.25	0.00	0.09
INLET #1_002313.LAB	3/12/2020	10:32	9,489.92	3.16	0.00	0.10
INLET #1_002314.LAB	3/12/2020	10:33	9,685.80	2.54	0.00	0.10
INLET #1_002315.LAB	3/12/2020	10:34	9,858.96	4.40	0.00	0.09
INLET #1_002316.LAB	3/12/2020	10:35	9,885.90	2.96	0.00	0.09
INLET #1_002317.LAB	3/12/2020	10:36	9,370.54	3.43	0.00	0.09
INLET #1_002318.LAB	3/12/2020	10:37	9,060.40	1.96	0.00	0.09
INLET #1_002319.LAB	3/12/2020	10:38	7,708.65	2.62	0.00	0.10
INLET #1_002320.LAB	3/12/2020	10:39	6,920.63	2.66	0.00	0.07
INLET #1_002321.LAB	3/12/2020	10:40	6,511.88	2.40	0.00	0.07
INLET #1_002322.LAB	3/12/2020	10:41	6,364.64	3.30	0.00	0.08
INLET #1_002323.LAB	3/12/2020	10:42	6,258.88	1.29	0.00	0.10
INLET #1_002324.LAB	3/12/2020	10:43	6,190.01	2.09	0.00	0.11
INLET #1_002325.LAB	3/12/2020	10:44	6,262.68	1.53	0.00	0.10
INLET #1_002326.LAB	3/12/2020	10:45	6,467.21	2.86	0.00	0.07
INLET #1_002327.LAB	3/12/2020	10:46	6,406.23	2.87	0.00	0.08
INLET #1_002328.LAB	3/12/2020	10:47	6,309.44	1.47	0.00	0.07

FTIR Field Data

Company: Medline
Location: Waukegan, IL
Source: Inlet #1
Date: 3/10/2020
Run: 3
Time: 08:10-18:30

Spectrum	Date	Time	Ethylene Oxide ppmv wb	Methane ppmv wb	CO2 % vol wb	Water % vol
INLET #1_002329.LAB	3/12/2020	10:48	6,503.37	2.00	0.00	0.08
INLET #1_002330.LAB	3/12/2020	10:49	6,922.73	3.46	0.00	0.07
INLET #1_002331.LAB	3/12/2020	10:50	6,957.66	3.64	0.00	0.07
INLET #1_002332.LAB	3/12/2020	10:51	6,928.24	3.90	0.00	0.07
INLET #1_002333.LAB	3/12/2020	10:52	6,955.60	3.29	0.00	0.08
INLET #1_002334.LAB	3/12/2020	10:53	7,019.87	1.66	0.00	0.11
INLET #1_002335.LAB	3/12/2020	10:54	7,061.01	2.58	0.00	0.10
INLET #1_002336.LAB	3/12/2020	10:55	7,127.54	2.46	0.00	0.10
INLET #1_002337.LAB	3/12/2020	10:56	7,351.30	3.27	0.00	0.10
INLET #1_002338.LAB	3/12/2020	10:57	8,345.08	1.78	0.00	0.09
INLET #1_002339.LAB	3/12/2020	10:58	9,337.22	3.05	0.00	0.09
INLET #1_002340.LAB	3/12/2020	10:59	9,962.34	4.59	0.00	0.09
INLET #1_002341.LAB	3/12/2020	11:00	10,498.54	1.57	0.00	0.09
INLET #1_002342.LAB	3/12/2020	11:01	12,865.49	8.78	0.00	0.07
INLET #1_002343.LAB	3/12/2020	11:02	13,949.32	13.86	0.00	0.06
INLET #1_002344.LAB	3/12/2020	11:03	14,892.85	22.11	0.00	0.06
INLET #1_002345.LAB	3/12/2020	11:04	15,457.34	16.24	0.00	0.05
INLET #1_002346.LAB	3/12/2020	11:05	15,636.89	15.14	0.00	0.10
INLET #1_002347.LAB	3/12/2020	11:06	13,209.69	11.47	0.00	0.11
INLET #1_002348.LAB	3/12/2020	11:07	10,110.68	2.46	0.00	0.09
INLET #1_002349.LAB	3/12/2020	11:08	8,649.07	1.24	0.00	0.08
INLET #1_002350.LAB	3/12/2020	11:09	7,879.48	4.08	0.00	0.10
INLET #1_002351.LAB	3/12/2020	11:10	7,528.63	2.76	0.00	0.09
INLET #1_002352.LAB	3/12/2020	11:11	7,458.36	3.22	0.00	0.10
INLET #1_002353.LAB	3/12/2020	11:12	7,361.82	2.63	0.00	0.10
INLET #1_002354.LAB	3/12/2020	11:13	7,243.55	2.70	0.00	0.10
INLET #1_002355.LAB	3/12/2020	11:14	7,159.83	3.07	0.00	0.07
INLET #1_002356.LAB	3/12/2020	11:15	7,224.91	2.21	0.00	0.10
INLET #1_002357.LAB	3/12/2020	11:16	7,729.72	3.04	0.00	0.10
INLET #1_002358.LAB	3/12/2020	11:17	7,791.87	3.24	0.00	0.10
INLET #1_002359.LAB	3/12/2020	11:18	7,887.39	2.95	0.00	0.10
INLET #1_002360.LAB	3/12/2020	11:19	8,013.63	3.50	0.00	0.10
INLET #1_002361.LAB	3/12/2020	11:20	8,234.88	0.63	0.00	0.09
INLET #1_002362.LAB	3/12/2020	11:21	8,396.18	1.71	0.00	0.09
INLET #1_002363.LAB	3/12/2020	11:22	8,506.73	2.99	0.00	0.09
INLET #1_002364.LAB	3/12/2020	11:23	9,219.87	2.61	0.00	0.09
INLET #1_002365.LAB	3/12/2020	11:24	9,755.56	2.89	0.00	0.08
INLET #1_002366.LAB	3/12/2020	11:25	10,278.47	5.98	0.00	0.08
INLET #1_002367.LAB	3/12/2020	11:26	9,875.31	1.50	0.00	0.08
INLET #1_002368.LAB	3/12/2020	11:27	8,819.83	0.55	0.00	0.05
INLET #1_002369.LAB	3/12/2020	11:28	8,744.11	0.44	0.00	0.06
INLET #1_002370.LAB	3/12/2020	11:29	7,728.38	2.92	0.00	0.07
INLET #1_002371.LAB	3/12/2020	11:30	6,684.20	2.49	0.00	0.05
INLET #1_002372.LAB	3/12/2020	11:31	6,060.63	1.63	0.00	0.08
INLET #1_002373.LAB	3/12/2020	11:32	5,706.05	1.48	0.00	0.06
INLET #1_002374.LAB	3/12/2020	11:33	5,540.02	1.57	0.00	0.06
INLET #1_002375.LAB	3/12/2020	11:34	5,457.62	1.63	0.00	0.06
INLET #1_002376.LAB	3/12/2020	11:35	5,414.22	2.01	0.00	0.06
INLET #1_002377.LAB	3/12/2020	11:36	5,351.88	1.15	0.00	0.06
INLET #1_002378.LAB	3/12/2020	11:37	5,273.12	2.34	0.00	0.06
INLET #1_002379.LAB	3/12/2020	11:38	5,256.03	2.05	0.00	0.06
INLET #1_002380.LAB	3/12/2020	11:39	5,431.25	2.05	0.00	0.06
INLET #1_002381.LAB	3/12/2020	11:40	5,465.02	1.72	0.00	0.06
INLET #1_002382.LAB	3/12/2020	11:41	5,452.28	2.06	0.00	0.06
INLET #1_002383.LAB	3/12/2020	11:42	5,473.94	2.27	0.00	0.06
INLET #1_002384.LAB	3/12/2020	11:43	5,541.45	1.59	0.00	0.06
INLET #1_002385.LAB	3/12/2020	11:44	5,951.05	2.20	0.00	0.05
INLET #1_002386.LAB	3/12/2020	11:45	6,600.42	1.55	0.00	0.08
INLET #1_002387.LAB	3/12/2020	11:46	6,845.53	2.06	0.00	0.04
INLET #1_002388.LAB	3/12/2020	11:47	7,058.69	2.66	0.00	0.05
INLET #1_002389.LAB	3/12/2020	11:48	7,445.38	2.35	0.00	0.07
INLET #1_002390.LAB	3/12/2020	11:49	7,755.32	3.17	0.00	0.07
INLET #1_002391.LAB	3/12/2020	11:50	8,737.75	0.94	0.00	0.05
INLET #1_002392.LAB	3/12/2020	11:51	9,339.47	0.67	0.00	0.06
INLET #1_002393.LAB	3/12/2020	11:52	8,041.09	2.14	0.00	0.06
INLET #1_002394.LAB	3/12/2020	11:53	6,660.32	2.07	0.00	0.08
INLET #1_002395.LAB	3/12/2020	11:54	6,235.12	2.11	0.00	0.05
INLET #1_002396.LAB	3/12/2020	11:55	5,835.25	1.11	0.00	0.08
INLET #1_002397.LAB	3/12/2020	11:56	5,488.69	2.15	0.00	0.06
INLET #1_002398.LAB	3/12/2020	11:57	5,332.23	1.44	0.00	0.06
INLET #1_002399.LAB	3/12/2020	11:58	5,254.86	1.93	0.00	0.06
INLET #1_002400.LAB	3/12/2020	11:59	5,164.67	1.53	0.00	0.07
INLET #1_002401.LAB	3/12/2020	12:00	5,119.42	1.48	0.00	0.07
INLET #1_002402.LAB	3/12/2020	12:01	5,164.16	1.30	0.00	0.06
INLET #1_002403.LAB	3/12/2020	12:02	5,203.09	1.92	0.00	0.07
INLET #1_002404.LAB	3/12/2020	12:03	5,373.77	1.63	0.00	0.06
INLET #1_002405.LAB	3/12/2020	12:04	5,612.85	1.98	0.00	0.06
INLET #1_002406.LAB	3/12/2020	12:05	5,736.28	1.89	0.00	0.06
INLET #1_002407.LAB	3/12/2020	12:06	5,893.64	2.05	0.00	0.06

FTIR Field Data

Company: Medline
Location: Waukegan, IL
Source: Inlet #1
Date: 3/10/2020
Run: 3
Time: 08:10-18:30

Spectrum	Date	Time	Ethylene Oxide ppmv wb	Methane ppmv wb	CO2 % vol wb	Water % vol
INLET #1_002408.LAB	3/12/2020	12:07	6,855.06	3.23	0.00	0.06
INLET #1_002409.LAB	3/12/2020	12:08	6,964.09	3.42	0.00	0.06
INLET #1_002410.LAB	3/12/2020	12:09	7,165.14	2.98	0.00	0.06
INLET #1_002411.LAB	3/12/2020	12:10	7,440.88	3.28	0.00	0.06
INLET #1_002412.LAB	3/12/2020	12:11	7,687.63	2.00	0.00	0.09
INLET #1_002413.LAB	3/12/2020	12:12	8,135.58	1.33	0.00	0.08
INLET #1_002414.LAB	3/12/2020	12:13	7,942.62	3.10	0.00	0.09
INLET #1_002415.LAB	3/12/2020	12:14	6,948.43	2.87	0.00	0.07
INLET #1_002416.LAB	3/12/2020	12:15	6,258.22	2.61	0.00	0.07
INLET #1_002417.LAB	3/12/2020	12:16	6,029.39	2.49	0.00	0.07
INLET #1_002418.LAB	3/12/2020	12:17	5,768.81	2.44	0.00	0.08
INLET #1_002419.LAB	3/12/2020	12:18	5,592.88	2.36	0.00	0.08
INLET #1_002420.LAB	3/12/2020	12:19	5,535.55	2.60	0.00	0.07
INLET #1_002421.LAB	3/12/2020	12:20	5,485.66	2.45	0.00	0.08
INLET #1_002422.LAB	3/12/2020	12:21	5,424.93	1.76	0.00	0.08
INLET #1_002423.LAB	3/12/2020	12:22	5,399.99	1.44	0.00	0.08
INLET #1_002424.LAB	3/12/2020	12:23	5,528.38	2.17	0.00	0.08
INLET #1_002425.LAB	3/12/2020	12:24	5,801.85	2.53	0.00	0.07
INLET #1_002426.LAB	3/12/2020	12:25	6,551.89	2.35	0.00	0.07
INLET #1_002427.LAB	3/12/2020	12:26	7,277.24	2.32	0.00	0.06
INLET #1_002428.LAB	3/12/2020	12:27	7,882.56	2.43	0.00	0.09
INLET #1_002429.LAB	3/12/2020	12:28	8,065.26	3.25	0.00	0.09
INLET #1_002430.LAB	3/12/2020	12:29	8,320.18	1.95	0.00	0.08
INLET #1_002431.LAB	3/12/2020	12:30	8,865.34	2.52	0.00	0.08
INLET #1_002432.LAB	3/12/2020	12:31	9,392.68	1.58	0.00	0.08
INLET #1_002433.LAB	3/12/2020	12:32	8,742.72	2.06	0.00	0.08
INLET #1_002434.LAB	3/12/2020	12:33	7,627.75	2.79	0.00	0.09
INLET #1_002435.LAB	3/12/2020	12:34	7,265.98	3.64	0.00	0.06
INLET #1_002436.LAB	3/12/2020	12:35	6,953.51	3.49	0.00	0.07
INLET #1_002437.LAB	3/12/2020	12:36	6,412.74	2.58	0.00	0.07
INLET #1_002438.LAB	3/12/2020	12:37	5,983.15	2.36	0.00	0.08
INLET #1_002439.LAB	3/12/2020	12:38	5,833.39	2.67	0.00	0.07
INLET #1_002440.LAB	3/12/2020	12:39	5,724.66	2.41	0.00	0.08
INLET #1_002441.LAB	3/12/2020	12:40	5,655.63	1.95	0.00	0.08
INLET #1_002442.LAB	3/12/2020	12:41	5,584.65	2.20	0.00	0.08
INLET #1_002443.LAB	3/12/2020	12:42	5,509.33	2.27	0.00	0.07
INLET #1_002444.LAB	3/12/2020	12:43	5,604.05	2.41	0.00	0.07
INLET #1_002445.LAB	3/12/2020	12:44	6,050.78	1.89	0.00	0.06
INLET #1_002446.LAB	3/12/2020	12:45	6,158.81	2.56	0.00	0.07
INLET #1_002447.LAB	3/12/2020	12:46	6,215.41	2.11	0.00	0.06
INLET #1_002448.LAB	3/12/2020	12:47	6,249.08	1.54	0.00	0.06
INLET #1_002449.LAB	3/12/2020	12:48	6,332.48	2.90	0.00	0.06
INLET #1_002450.LAB	3/12/2020	12:49	6,475.84	2.31	0.00	0.05
INLET #1_002451.LAB	3/12/2020	12:50	6,530.79	2.58	0.00	0.05
INLET #1_002452.LAB	3/12/2020	12:51	6,601.30	2.32	0.00	0.05
INLET #1_002453.LAB	3/12/2020	12:52	6,744.19	2.26	0.00	0.04
INLET #1_002454.LAB	3/12/2020	12:53	7,021.20	2.71	0.00	0.05
INLET #1_002455.LAB	3/12/2020	12:54	7,058.22	2.71	0.00	0.05
INLET #1_002456.LAB	3/12/2020	12:55	6,435.36	2.88	0.00	0.06
INLET #1_002457.LAB	3/12/2020	12:56	6,109.39	2.45	0.00	0.06
INLET #1_002458.LAB	3/12/2020	12:57	5,938.71	2.21	0.00	0.06
INLET #1_002459.LAB	3/12/2020	12:58	5,628.16	2.19	0.00	0.07
INLET #1_002460.LAB	3/12/2020	12:59	5,284.32	2.00	0.00	0.07
INLET #1_002461.LAB	3/12/2020	13:00	5,170.03	1.80	0.00	0.07
INLET #1_002462.LAB	3/12/2020	13:01	4,912.96	1.98	0.00	0.06
INLET #1_002463.LAB	3/12/2020	13:02	4,738.77	1.60	0.00	0.06
INLET #1_002464.LAB	3/12/2020	13:03	4,691.42	1.44	0.00	0.06
INLET #1_002465.LAB	3/12/2020	13:04	4,668.62	1.55	0.00	0.07
INLET #1_002466.LAB	3/12/2020	13:05	4,648.82	1.89	0.00	0.06
INLET #1_002467.LAB	3/12/2020	13:06	4,847.74	1.63	0.00	0.06
INLET #1_002468.LAB	3/12/2020	13:07	4,936.82	1.49	0.00	0.06
INLET #1_002469.LAB	3/12/2020	13:08	5,005.66	1.39	0.00	0.06
INLET #1_002470.LAB	3/12/2020	13:09	6,342.57	2.85	0.00	0.07
INLET #1_002471.LAB	3/12/2020	13:10	6,432.28	2.87	0.00	0.08
INLET #1_002472.LAB	3/12/2020	13:11	6,468.80	2.71	0.00	0.07
INLET #1_002473.LAB	3/12/2020	13:12	6,478.74	3.14	0.00	0.07
INLET #1_002474.LAB	3/12/2020	13:13	6,498.69	2.30	0.00	0.07
INLET #1_002475.LAB	3/12/2020	13:14	6,628.05	2.70	0.00	0.07
INLET #1_002476.LAB	3/12/2020	13:15	6,801.07	2.35	0.00	0.06
INLET #1_002477.LAB	3/12/2020	13:16	6,582.60	2.68	0.00	0.07
INLET #1_002478.LAB	3/12/2020	13:17	6,266.06	2.19	0.00	0.07
INLET #1_002479.LAB	3/12/2020	13:18	6,159.28	3.25	0.00	0.08
INLET #1_002480.LAB	3/12/2020	13:19	5,928.71	2.15	0.00	0.07
INLET #1_002481.LAB	3/12/2020	13:20	5,566.94	2.49	0.00	0.07
INLET #1_002482.LAB	3/12/2020	13:21	5,482.62	2.15	0.00	0.08
INLET #1_002483.LAB	3/12/2020	13:22	5,380.22	2.26	0.00	0.08
INLET #1_002484.LAB	3/12/2020	13:23	5,287.86	2.00	0.00	0.08
INLET #1_002485.LAB	3/12/2020	13:24	5,227.51	2.52	0.00	0.08
INLET #1_002486.LAB	3/12/2020	13:25	5,180.41	1.92	0.00	0.08

FTIR Field Data

Company: Medline
Location: Waukegan, IL
Source: Inlet #1
Date: 3/10/2020
Run: 3
Time: 08:10-18:30

Spectrum	Date	Time	Ethylene Oxide ppmv wb	Methane ppmv wb	CO2 % vol wb	Water % vol
INLET #1_002487.LAB	3/12/2020	13:26	5,123.31	2.39	0.00	0.08
INLET #1_002488.LAB	3/12/2020	13:27	5,189.36	2.23	0.00	0.08
INLET #1_002489.LAB	3/12/2020	13:28	5,389.99	2.03	0.00	0.08
INLET #1_002490.LAB	3/12/2020	13:29	5,461.61	1.52	0.00	0.08
INLET #1_002491.LAB	3/12/2020	13:30	5,542.10	2.34	0.00	0.08
INLET #1_002492.LAB	3/12/2020	13:31	5,539.66	1.64	0.00	0.08
INLET #1_002493.LAB	3/12/2020	13:32	5,589.80	1.97	0.00	0.08
INLET #1_002494.LAB	3/12/2020	13:33	5,629.58	2.35	0.00	0.08
INLET #1_002495.LAB	3/12/2020	13:34	5,657.59	2.22	0.00	0.08
INLET #1_002496.LAB	3/12/2020	13:35	5,698.40	2.29	0.00	0.08
INLET #1_002497.LAB	3/12/2020	13:36	5,739.75	2.33	0.00	0.08
INLET #1_002498.LAB	3/12/2020	13:37	5,812.45	2.60	0.00	0.08
INLET #1_002499.LAB	3/12/2020	13:38	5,746.87	2.53	0.00	0.08
INLET #1_002500.LAB	3/12/2020	13:39	5,521.02	2.02	0.00	0.08
INLET #1_002501.LAB	3/12/2020	13:40	5,471.31	2.37	0.00	0.08
INLET #1_002502.LAB	3/12/2020	13:41	5,423.38	1.77	0.00	0.08
INLET #1_002503.LAB	3/12/2020	13:42	5,361.51	2.32	0.00	0.08
INLET #1_002504.LAB	3/12/2020	13:43	5,154.43	1.99	0.00	0.09
INLET #1_002505.LAB	3/12/2020	13:44	4,989.44	1.76	0.00	0.09
INLET #1_002506.LAB	3/12/2020	13:45	4,863.59	1.49	0.00	0.09
INLET #1_002507.LAB	3/12/2020	13:46	4,784.84	1.18	0.00	0.09
INLET #1_002508.LAB	3/12/2020	13:47	4,720.60	2.31	0.00	0.09
INLET #1_002509.LAB	3/12/2020	13:48	4,671.96	2.20	0.00	0.10
INLET #1_002510.LAB	3/12/2020	13:49	4,680.46	2.19	0.00	0.09
INLET #1_002511.LAB	3/12/2020	13:50	4,857.97	2.02	0.00	0.09
INLET #1_002512.LAB	3/12/2020	13:51	4,887.97	1.89	0.00	0.09
INLET #1_002513.LAB	3/12/2020	13:52	4,982.90	2.16	0.00	0.09
INLET #1_002514.LAB	3/12/2020	13:53	4,997.32	1.72	0.00	0.09
INLET #1_002515.LAB	3/12/2020	13:54	5,011.55	2.26	0.00	0.10
INLET #1_002516.LAB	3/12/2020	13:55	5,031.07	1.78	0.00	0.09
INLET #1_002517.LAB	3/12/2020	13:56	5,058.35	1.72	0.00	0.09
INLET #1_002518.LAB	3/12/2020	13:57	5,073.01	2.26	0.00	0.09
INLET #1_002519.LAB	3/12/2020	13:58	5,094.74	2.19	0.00	0.09
INLET #1_002520.LAB	3/12/2020	13:59	5,136.12	2.37	0.00	0.09
INLET #1_002521.LAB	3/12/2020	14:00	5,120.39	2.01	0.00	0.09
INLET #1_002522.LAB	3/12/2020	14:01	4,943.86	1.87	0.00	0.09
INLET #1_002523.LAB	3/12/2020	14:02	4,897.94	1.93	0.00	0.09
INLET #1_002524.LAB	3/12/2020	14:03	4,856.15	1.69	0.00	0.10
INLET #1_002525.LAB	3/12/2020	14:04	4,754.00	1.72	0.00	0.09
INLET #1_002526.LAB	3/12/2020	14:05	4,576.93	1.83	0.00	0.09
INLET #1_002527.LAB	3/12/2020	14:06	4,503.22	1.82	0.00	0.10
INLET #1_002528.LAB	3/12/2020	14:07	4,434.38	1.65	0.00	0.09
INLET #1_002529.LAB	3/12/2020	14:08	4,381.49	2.35	0.00	0.09
INLET #1_002530.LAB	3/12/2020	14:09	4,346.27	2.25	0.00	0.09
INLET #1_002531.LAB	3/12/2020	14:10	4,311.40	2.46	0.00	0.10
INLET #1_002532.LAB	3/12/2020	14:11	4,291.12	2.49	0.00	0.10
INLET #1_002533.LAB	3/12/2020	14:12	4,402.88	1.33	0.00	0.10
INLET #1_002534.LAB	3/12/2020	14:13	4,439.34	1.02	0.00	0.10
INLET #1_002535.LAB	3/12/2020	14:14	4,481.10	1.11	0.00	0.09
INLET #1_002536.LAB	3/12/2020	14:15	4,548.00	1.75	0.00	0.10
INLET #1_002537.LAB	3/12/2020	14:16	4,540.13	1.70	0.00	0.09
INLET #1_002538.LAB	3/12/2020	14:17	4,560.88	2.24	0.00	0.09
INLET #1_002539.LAB	3/12/2020	14:18	4,569.80	1.82	0.00	0.09
INLET #1_002540.LAB	3/12/2020	14:19	4,584.65	2.39	0.00	0.09
INLET #1_002541.LAB	3/12/2020	14:20	4,608.64	2.47	0.00	0.09
INLET #1_002542.LAB	3/12/2020	14:21	4,635.03	1.98	0.00	0.09
INLET #1_002543.LAB	3/12/2020	14:22	4,654.90	1.92	0.00	0.09
INLET #1_002544.LAB	3/12/2020	14:23	4,508.28	1.42	0.00	0.09
INLET #1_002545.LAB	3/12/2020	14:24	4,442.61	1.71	0.00	0.09
INLET #1_002546.LAB	3/12/2020	14:25	4,431.24	2.43	0.00	0.09
INLET #1_002547.LAB	3/12/2020	14:26	4,336.09	1.52	0.00	0.09
INLET #1_002548.LAB	3/12/2020	14:27	4,167.05	1.25	0.00	0.09
INLET #1_002549.LAB	3/12/2020	14:28	4,078.44	1.42	0.00	0.09
INLET #1_002550.LAB	3/12/2020	14:29	4,050.02	1.69	0.00	0.09
INLET #1_002551.LAB	3/12/2020	14:30	4,017.31	4.59	0.00	0.12
INLET #1_002552.LAB	3/12/2020	14:31	3,988.36	4.77	0.00	0.12
INLET #1_002553.LAB	3/12/2020	14:32	3,971.58	4.28	0.00	0.12
INLET #1_002554.LAB	3/12/2020	14:33	3,952.13	4.61	0.00	0.12
INLET #1_002555.LAB	3/12/2020	14:34	4,067.32	1.76	0.00	0.09
INLET #1_002556.LAB	3/12/2020	14:35	4,154.23	2.08	0.00	0.09
INLET #1_002557.LAB	3/12/2020	14:36	4,179.07	1.66	0.00	0.09
INLET #1_002558.LAB	3/12/2020	14:37	4,281.47	1.42	0.00	0.09
INLET #1_002559.LAB	3/12/2020	14:38	4,265.90	1.85	0.00	0.09
INLET #1_002560.LAB	3/12/2020	14:39	4,262.54	1.99	0.00	0.09
INLET #1_002561.LAB	3/12/2020	14:40	4,262.69	1.73	0.00	0.10
INLET #1_002562.LAB	3/12/2020	14:41	4,254.44	1.95	0.00	0.09
INLET #1_002563.LAB	3/12/2020	14:42	4,259.43	1.83	0.00	0.10
INLET #1_002564.LAB	3/12/2020	14:43	4,281.33	1.83	0.00	0.10
INLET #1_002565.LAB	3/12/2020	14:44	4,311.20	1.67	0.00	0.10

FTIR Field Data

Company: Medline
Location: Waukegan, IL
Source: Inlet #1
Date: 3/10/2020
Run: 3
Time: 08:10-18:30

Spectrum	Date	Time	Ethylene Oxide ppmv wb	Methane ppmv wb	CO2 % vol wb	Water % vol
INLET #1_002566.LAB	3/12/2020	14:45	4,214.88	1.63	0.00	0.10
INLET #1_002567.LAB	3/12/2020	14:46	4,132.75	1.89	0.00	0.09
INLET #1_002568.LAB	3/12/2020	14:47	4,120.90	2.01	0.00	0.10
INLET #1_002569.LAB	3/12/2020	14:48	4,039.50	4.96	0.00	0.13
INLET #1_002570.LAB	3/12/2020	14:49	3,904.67	4.73	0.00	0.12
INLET #1_002571.LAB	3/12/2020	14:50	3,833.47	5.06	0.00	0.11
INLET #1_002572.LAB	3/12/2020	14:51	3,787.20	4.59	0.00	0.13
INLET #1_002573.LAB	3/12/2020	14:52	3,768.28	4.52	0.00	0.13
INLET #1_002574.LAB	3/12/2020	14:53	3,748.35	4.24	0.00	0.13
INLET #1_002575.LAB	3/12/2020	14:54	3,731.15	3.84	0.00	0.13
INLET #1_002576.LAB	3/12/2020	14:55	3,717.08	4.14	0.00	0.13
INLET #1_002577.LAB	3/12/2020	14:56	3,770.19	4.79	0.00	0.13
INLET #1_002578.LAB	3/12/2020	14:57	3,874.72	5.13	0.00	0.13
INLET #1_002579.LAB	3/12/2020	14:58	3,893.02	4.66	0.00	0.13
INLET #1_002580.LAB	3/12/2020	14:59	3,984.76	4.75	0.00	0.13
INLET #1_002581.LAB	3/12/2020	15:00	3,980.19	4.57	0.00	0.13
INLET #1_002582.LAB	3/12/2020	15:01	3,958.51	4.68	0.00	0.13
INLET #1_002583.LAB	3/12/2020	15:02	3,938.93	4.66	0.00	0.12
INLET #1_002584.LAB	3/12/2020	15:03	3,930.12	4.73	0.00	0.12
INLET #1_002585.LAB	3/12/2020	15:04	3,932.62	4.92	0.00	0.12
INLET #1_002586.LAB	3/12/2020	15:05	3,939.30	4.86	0.00	0.12
INLET #1_002587.LAB	3/12/2020	15:06	3,965.73	4.81	0.00	0.12
INLET #1_002588.LAB	3/12/2020	15:07	3,921.30	4.65	0.00	0.12
INLET #1_002589.LAB	3/12/2020	15:08	3,804.02	4.07	0.00	0.12
INLET #1_002590.LAB	3/12/2020	15:09	3,783.09	4.35	0.00	0.12
INLET #1_002591.LAB	3/12/2020	15:10	3,781.49	4.13	0.00	0.13
INLET #1_002592.LAB	3/12/2020	15:11	3,779.31	4.41	0.00	0.12
INLET #1_002593.LAB	3/12/2020	15:12	3,771.48	4.42	0.00	0.12
INLET #1_002594.LAB	3/12/2020	15:13	3,766.38	4.58	0.00	0.12
INLET #1_002595.LAB	3/12/2020	15:14	3,769.84	4.05	0.00	0.12
INLET #1_002596.LAB	3/12/2020	15:15	3,757.12	4.32	0.00	0.12
INLET #1_002597.LAB	3/12/2020	15:16	3,792.80	3.97	0.00	0.12
INLET #1_002598.LAB	3/12/2020	15:17	3,780.77	3.97	0.00	0.12
INLET #1_002599.LAB	3/12/2020	15:18	3,771.38	4.25	0.00	0.12
INLET #1_002600.LAB	3/12/2020	15:19	3,851.13	4.36	0.00	0.12
INLET #1_002601.LAB	3/12/2020	15:20	3,846.56	4.52	0.00	0.12
INLET #1_002602.LAB	3/12/2020	15:21	3,792.38	4.42	0.00	0.12
INLET #1_002603.LAB	3/12/2020	15:22	3,720.71	4.88	0.00	0.12
INLET #1_002604.LAB	3/12/2020	15:23	3,674.75	4.97	0.00	0.12
INLET #1_002605.LAB	3/12/2020	15:24	3,666.82	4.61	0.00	0.12
INLET #1_002606.LAB	3/12/2020	15:25	3,667.70	4.80	0.00	0.13
INLET #1_002607.LAB	3/12/2020	15:26	3,670.54	4.73	0.00	0.12
INLET #1_002608.LAB	3/12/2020	15:27	3,678.97	4.54	0.00	0.12
INLET #1_002609.LAB	3/12/2020	15:28	3,704.68	4.71	0.00	0.13
INLET #1_002610.LAB	3/12/2020	15:29	3,696.54	4.68	0.00	0.12
INLET #1_002611.LAB	3/12/2020	15:30	3,576.01	4.47	0.00	0.12
INLET #1_002612.LAB	3/12/2020	15:31	3,547.61	4.59	0.00	0.11
INLET #1_002613.LAB	3/12/2020	15:32	3,551.18	5.09	0.00	0.11
INLET #1_002614.LAB	3/12/2020	15:33	3,546.47	4.58	0.00	0.10
INLET #1_002615.LAB	3/12/2020	15:34	3,538.33	4.74	0.00	0.11
INLET #1_002616.LAB	3/12/2020	15:35	3,535.43	4.63	0.00	0.11
INLET #1_002617.LAB	3/12/2020	15:36	3,533.04	4.56	0.00	0.10
INLET #1_002618.LAB	3/12/2020	15:37	3,533.26	4.64	0.00	0.11
INLET #1_002619.LAB	3/12/2020	15:38	3,585.00	4.48	0.00	0.10
INLET #1_002620.LAB	3/12/2020	15:39	3,584.36	4.61	0.00	0.11
INLET #1_002621.LAB	3/12/2020	15:40	3,583.04	4.29	0.00	0.11
INLET #1_002622.LAB	3/12/2020	15:41	3,643.10	4.75	0.00	0.11
INLET #1_002623.LAB	3/12/2020	15:42	3,646.86	4.54	0.00	0.10
INLET #1_002624.LAB	3/12/2020	15:43	3,603.74	5.00	0.00	0.11
INLET #1_002625.LAB	3/12/2020	15:44	3,535.03	4.71	0.00	0.11
INLET #1_002626.LAB	3/12/2020	15:45	3,491.22	4.72	0.00	0.10
INLET #1_002627.LAB	3/12/2020	15:46	3,471.24	4.39	0.00	0.11
INLET #1_002628.LAB	3/12/2020	15:47	3,464.93	4.63	0.00	0.11
INLET #1_002629.LAB	3/12/2020	15:48	3,464.22	4.56	0.00	0.11
INLET #1_002630.LAB	3/12/2020	15:49	3,466.88	4.32	0.00	0.11
INLET #1_002631.LAB	3/12/2020	15:50	3,480.72	5.03	0.00	0.10
INLET #1_002632.LAB	3/12/2020	15:51	3,491.76	4.89	0.00	0.11
INLET #1_002633.LAB	3/12/2020	15:52	3,396.74	4.46	0.00	0.11
INLET #1_002634.LAB	3/12/2020	15:53	3,350.20	4.45	0.00	0.11
INLET #1_002635.LAB	3/12/2020	15:54	3,348.05	4.64	0.00	0.11
INLET #1_002636.LAB	3/12/2020	15:55	3,373.81	4.48	0.00	0.11
INLET #1_002637.LAB	3/12/2020	15:56	3,377.97	4.58	0.00	0.11
INLET #1_002638.LAB	3/12/2020	15:57	3,375.56	4.60	0.00	0.11
INLET #1_002639.LAB	3/12/2020	15:58	3,374.82	4.58	0.00	0.11
INLET #1_002640.LAB	3/12/2020	15:59	3,374.04	4.70	0.00	0.11
INLET #1_002641.LAB	3/12/2020	16:00	3,409.22	4.45	0.00	0.10
INLET #1_002642.LAB	3/12/2020	16:01	3,418.51	4.51	0.00	0.10
INLET #1_002643.LAB	3/12/2020	16:02	3,419.17	4.44	0.00	0.11
INLET #1_002644.LAB	3/12/2020	16:03	3,429.58	4.54	0.00	0.10

FTIR Field Data

Company: Medline
Location: Waukegan, IL
Source: Inlet #1
Date: 3/10/2020
Run: 3
Time: 08:10-18:30

Spectrum	Date	Time	Ethylene Oxide ppmv wb	Methane ppmv wb	CO2 % vol wb	Water % vol
INLET #1_002645.LAB	3/12/2020	16:04	3,441.96	4.48	0.00	0.10
INLET #1_002646.LAB	3/12/2020	16:05	3,404.33	4.56	0.00	0.10
INLET #1_002647.LAB	3/12/2020	16:06	3,336.56	4.44	0.00	0.10
INLET #1_002648.LAB	3/12/2020	16:07	3,306.12	4.32	0.00	0.10
INLET #1_002650.LAB	3/12/2020	16:09	3,281.98	4.28	0.00	0.11
INLET #1_002651.LAB	3/12/2020	16:10	3,289.72	4.53	0.00	0.10
INLET #1_002652.LAB	3/12/2020	16:11	3,296.19	4.44	0.00	0.10
INLET #1_002653.LAB	3/12/2020	16:12	3,313.25	4.21	0.00	0.10
INLET #1_002654.LAB	3/12/2020	16:13	3,327.02	4.46	0.00	0.10
INLET #1_002655.LAB	3/12/2020	16:14	3,197.50	3.86	0.00	0.11
INLET #1_002656.LAB	3/12/2020	16:15	3,113.84	4.24	0.00	0.10
INLET #1_002657.LAB	3/12/2020	16:16	3,092.43	4.18	0.00	0.10
INLET #1_002658.LAB	3/12/2020	16:17	3,080.63	4.18	0.00	0.10
INLET #1_002659.LAB	3/12/2020	16:18	3,349.03	4.44	0.00	0.11
INLET #1_002660.LAB	3/12/2020	16:19	3,260.84	4.38	0.00	0.11
INLET #1_002661.LAB	3/12/2020	16:20	3,253.23	4.49	0.00	0.11
INLET #1_002662.LAB	3/12/2020	16:21	3,247.31	4.69	0.00	0.11
INLET #1_002663.LAB	3/12/2020	16:22	3,252.70	4.31	0.00	0.11
INLET #1_002664.LAB	3/12/2020	16:23	3,263.22	4.41	0.00	0.11
INLET #1_002665.LAB	3/12/2020	16:24	3,255.00	4.28	0.00	0.10
INLET #1_002666.LAB	3/12/2020	16:25	3,303.77	4.65	0.00	0.10
INLET #1_002667.LAB	3/12/2020	16:26	3,362.17	4.53	0.00	0.10
INLET #1_002668.LAB	3/12/2020	16:27	3,331.00	4.74	0.00	0.10
INLET #1_002669.LAB	3/12/2020	16:28	3,264.75	4.41	0.00	0.11
INLET #1_002670.LAB	3/12/2020	16:29	3,247.96	4.43	0.00	0.10
INLET #1_002671.LAB	3/12/2020	16:30	3,242.06	4.31	0.00	0.11
INLET #1_002672.LAB	3/12/2020	16:31	3,239.66	4.43	0.00	0.10
INLET #1_002673.LAB	3/12/2020	16:32	3,240.82	4.29	0.00	0.11
INLET #1_002674.LAB	3/12/2020	16:33	3,247.90	4.54	0.00	0.11
INLET #1_002675.LAB	3/12/2020	16:34	3,263.52	4.49	0.00	0.10
INLET #1_002676.LAB	3/12/2020	16:35	3,283.00	4.66	0.00	0.10
INLET #1_002677.LAB	3/12/2020	16:36	3,201.58	4.26	0.00	0.11
INLET #1_002678.LAB	3/12/2020	16:37	3,102.05	3.94	0.00	0.11
INLET #1_002679.LAB	3/12/2020	16:38	3,107.82	3.87	0.00	0.11
INLET #1_002680.LAB	3/12/2020	16:39	3,088.89	3.96	0.00	0.11
INLET #1_002681.LAB	3/12/2020	16:40	3,075.40	4.16	0.00	0.11
INLET #1_002682.LAB	3/12/2020	16:41	3,067.50	4.20	0.00	0.10
INLET #1_002683.LAB	3/12/2020	16:42	3,114.60	3.84	0.00	0.11
INLET #1_002684.LAB	3/12/2020	16:43	3,115.70	3.96	0.00	0.11
INLET #1_002685.LAB	3/12/2020	16:44	3,119.14	3.92	0.00	0.11
INLET #1_002686.LAB	3/12/2020	16:45	3,133.23	3.96	0.00	0.11
INLET #1_002687.LAB	3/12/2020	16:46	3,129.39	4.15	0.00	0.11
INLET #1_002688.LAB	3/12/2020	16:47	3,143.71	4.21	0.00	0.11
INLET #1_002689.LAB	3/12/2020	16:48	3,251.51	4.52	0.00	0.11
INLET #1_002690.LAB	3/12/2020	16:49	3,286.10	4.27	0.00	0.10
INLET #1_002691.LAB	3/12/2020	16:50	3,307.10	4.08	0.00	0.11
INLET #1_002692.LAB	3/12/2020	16:51	3,317.96	4.20	0.00	0.11
INLET #1_002693.LAB	3/12/2020	16:52	3,334.69	3.99	0.00	0.11
INLET #1_002694.LAB	3/12/2020	16:53	3,356.96	4.70	0.00	0.11
INLET #1_002695.LAB	3/12/2020	16:54	3,387.19	4.42	0.00	0.11
INLET #1_002696.LAB	3/12/2020	16:55	3,409.43	4.56	0.00	0.11
INLET #1_002697.LAB	3/12/2020	16:56	3,400.16	4.60	0.00	0.11
INLET #1_002698.LAB	3/12/2020	16:57	3,443.63	4.39	0.00	0.10
INLET #1_002699.LAB	3/12/2020	16:58	3,492.03	4.81	0.00	0.11
INLET #1_002700.LAB	3/12/2020	16:59	3,510.78	4.57	0.00	0.11
INLET #1_002701.LAB	3/12/2020	17:00	3,522.27	4.69	0.00	0.11
INLET #1_002702.LAB	3/12/2020	17:01	3,535.17	5.25	0.00	0.12
INLET #1_002703.LAB	3/12/2020	17:02	3,554.67	4.57	0.00	0.11
INLET #1_002704.LAB	3/12/2020	17:03	3,549.49	4.93	0.00	0.11
INLET #1_002705.LAB	3/12/2020	17:04	3,540.27	5.16	0.00	0.11
INLET #1_002706.LAB	3/12/2020	17:05	3,531.12	5.02	0.00	0.11
INLET #1_002707.LAB	3/12/2020	17:06	3,525.71	4.95	0.00	0.11
INLET #1_002708.LAB	3/12/2020	17:07	3,552.07	4.49	0.00	0.11
INLET #1_002709.LAB	3/12/2020	17:08	3,537.02	4.74	0.00	0.12
INLET #1_002710.LAB	3/12/2020	17:09	3,487.27	5.08	0.00	0.11
INLET #1_002711.LAB	3/12/2020	17:10	3,469.91	5.16	0.00	0.12
INLET #1_002712.LAB	3/12/2020	17:11	3,442.31	4.52	0.00	0.11
INLET #1_002713.LAB	3/12/2020	17:12	3,436.01	4.61	0.00	0.12
INLET #1_002714.LAB	3/12/2020	17:13	3,437.00	4.89	0.00	0.12
INLET #1_002715.LAB	3/12/2020	17:14	3,441.30	4.83	0.00	0.12
INLET #1_002716.LAB	3/12/2020	17:15	3,451.79	5.09	0.00	0.12
INLET #1_002717.LAB	3/12/2020	17:16	3,460.61	5.07	0.00	0.12
INLET #1_002718.LAB	3/12/2020	17:17	3,470.24	4.92	0.00	0.12
INLET #1_002719.LAB	3/12/2020	17:18	3,434.35	5.05	0.00	0.12
INLET #1_002720.LAB	3/12/2020	17:19	3,435.01	5.14	0.00	0.12
INLET #1_002721.LAB	3/12/2020	17:20	3,464.17	4.94	0.00	0.12
INLET #1_002722.LAB	3/12/2020	17:21	3,469.31	4.67	0.00	0.12
INLET #1_002723.LAB	3/12/2020	17:22	3,449.74	4.99	0.00	0.12
INLET #1_002724.LAB	3/12/2020	17:23	3,444.58	4.67	0.00	0.12

FTIR Field Data

Company: Medline
Location: Waukegan, IL
Source: Inlet #1
Date: 3/10/2020
Run: 3
Time: 08:10-18:30

Spectrum	Date	Time	Ethylene Oxide ppmv wb	Methane ppmv wb	CO2 % vol wb	Water % vol
INLET #1_002725.LAB	3/12/2020	17:24	3,438.69	4.82	0.00	0.12
INLET #1_002726.LAB	3/12/2020	17:25	3,428.10	5.28	0.00	0.12
INLET #1_002727.LAB	3/12/2020	17:26	3,411.95	5.17	0.00	0.12
INLET #1_002728.LAB	3/12/2020	17:27	3,398.41	5.02	0.00	0.12
INLET #1_002729.LAB	3/12/2020	17:28	3,386.92	5.18	0.00	0.12
INLET #1_002730.LAB	3/12/2020	17:29	3,375.28	4.84	0.00	0.12
INLET #1_002731.LAB	3/12/2020	17:30	3,362.85	4.58	0.00	0.12
INLET #1_002732.LAB	3/12/2020	17:31	3,350.20	4.51	0.00	0.12
INLET #1_002733.LAB	3/12/2020	17:32	3,335.47	4.49	0.00	0.12
INLET #1_002734.LAB	3/12/2020	17:33	3,323.24	4.54	0.00	0.12
INLET #1_002735.LAB	3/12/2020	17:34	3,310.94	4.61	0.00	0.12
INLET #1_002736.LAB	3/12/2020	17:35	3,299.08	4.27	0.00	0.12
INLET #1_002737.LAB	3/12/2020	17:36	3,287.86	4.59	0.00	0.12
INLET #1_002738.LAB	3/12/2020	17:37	3,276.64	4.48	0.00	0.12
INLET #1_002739.LAB	3/12/2020	17:38	3,269.48	4.16	0.00	0.12
INLET #1_002740.LAB	3/12/2020	17:39	3,268.01	4.36	0.00	0.12
INLET #1_002741.LAB	3/12/2020	17:40	3,270.45	4.18	0.00	0.12
INLET #1_002742.LAB	3/12/2020	17:41	3,269.68	3.97	0.00	0.12
INLET #1_002743.LAB	3/12/2020	17:42	3,265.57	4.24	0.00	0.12
INLET #1_002744.LAB	3/12/2020	17:43	3,257.01	4.40	0.00	0.12
INLET #1_002745.LAB	3/12/2020	17:44	3,248.65	4.19	0.00	0.12
INLET #1_002746.LAB	3/12/2020	17:45	3,242.02	4.36	0.00	0.12
INLET #1_002747.LAB	3/12/2020	17:46	3,238.10	4.34	0.00	0.12
INLET #1_002748.LAB	3/12/2020	17:47	3,230.78	4.47	0.00	0.12
INLET #1_002749.LAB	3/12/2020	17:48	3,224.29	4.35	0.00	0.12
INLET #1_002750.LAB	3/12/2020	17:49	3,219.35	4.45	0.00	0.12
INLET #1_002751.LAB	3/12/2020	17:50	3,214.25	4.68	0.00	0.12
INLET #1_002752.LAB	3/12/2020	17:51	3,212.38	4.73	0.00	0.12
INLET #1_002753.LAB	3/12/2020	17:52	3,212.25	4.65	0.00	0.12
INLET #1_002754.LAB	3/12/2020	17:53	3,209.92	4.49	0.00	0.12
INLET #1_002755.LAB	3/12/2020	17:54	3,207.33	4.49	0.00	0.12
INLET #1_002756.LAB	3/12/2020	17:55	3,202.62	4.55	0.00	0.12
INLET #1_002757.LAB	3/12/2020	17:56	3,199.40	4.39	0.00	0.12
INLET #1_002758.LAB	3/12/2020	17:57	3,195.84	4.32	0.00	0.11
INLET #1_002759.LAB	3/12/2020	17:58	3,192.59	4.54	0.00	0.12
INLET #1_002760.LAB	3/12/2020	17:59	3,191.36	4.63	0.00	0.12
INLET #1_002761.LAB	3/12/2020	18:00	3,186.52	4.43	0.00	0.12
INLET #1_002762.LAB	3/12/2020	18:01	3,180.85	4.45	0.00	0.12
INLET #1_002763.LAB	3/12/2020	18:02	3,176.84	4.42	0.00	0.12
INLET #1_002764.LAB	3/12/2020	18:03	3,176.12	4.57	0.00	0.12
INLET #1_002765.LAB	3/12/2020	18:04	3,172.92	4.31	0.00	0.12
INLET #1_002766.LAB	3/12/2020	18:05	3,168.87	4.61	0.00	0.12
INLET #1_002767.LAB	3/12/2020	18:06	3,165.86	4.42	0.00	0.12
INLET #1_002768.LAB	3/12/2020	18:07	3,162.17	4.32	0.00	0.12
INLET #1_002769.LAB	3/12/2020	18:08	3,157.94	4.20	0.00	0.12
INLET #1_002770.LAB	3/12/2020	18:09	3,154.85	4.20	0.00	0.12
INLET #1_002771.LAB	3/12/2020	18:10	3,150.41	4.52	0.00	0.12
INLET #1_002772.LAB	3/12/2020	18:11	3,143.12	4.25	0.00	0.12
INLET #1_002773.LAB	3/12/2020	18:12	3,137.82	4.34	0.00	0.12
INLET #1_002774.LAB	3/12/2020	18:13	3,132.55	4.14	0.00	0.12
INLET #1_002775.LAB	3/12/2020	18:14	3,130.05	4.10	0.00	0.12
INLET #1_002776.LAB	3/12/2020	18:15	3,127.71	4.32	0.00	0.12
INLET #1_002777.LAB	3/12/2020	18:16	3,123.86	4.23	0.00	0.12
INLET #1_002778.LAB	3/12/2020	18:17	3,121.09	4.10	0.00	0.12
INLET #1_002779.LAB	3/12/2020	18:18	3,117.89	3.88	0.00	0.12
INLET #1_002780.LAB	3/12/2020	18:19	3,107.64	3.89	0.00	0.12
INLET #1_002781.LAB	3/12/2020	18:20	3,103.95	4.14	0.00	0.12
INLET #1_002782.LAB	3/12/2020	18:21	3,097.97	4.18	0.00	0.11
INLET #1_002783.LAB	3/12/2020	18:22	3,094.37	4.06	0.00	0.11
INLET #1_002784.LAB	3/12/2020	18:23	3,089.91	4.41	0.00	0.11
INLET #1_002785.LAB	3/12/2020	18:24	3,084.03	4.07	0.00	0.12
INLET #1_002786.LAB	3/12/2020	18:25	3,078.97	4.36	0.00	0.12
INLET #1_002787.LAB	3/12/2020	18:26	3,075.18	4.46	0.00	0.11
INLET #1_002788.LAB	3/12/2020	18:27	3,072.04	4.65	0.00	0.11
INLET #1_002789.LAB	3/12/2020	18:28	3,070.34	4.26	0.00	0.11
INLET #1_002790.LAB	3/12/2020	18:29	3,064.73	4.64	0.00	0.11
Average/MDL Values			**5,466.37**	**4.64**	**0.00**	**0.00**

Spectrum	Date	Time	Ethylene o	METHANE	CO2% 150	H2O% 150	SULFUR H	ETHYLENE	Temp (C)	Pressure (Atm)	
INLET #1_000007.LAB	3/10/2020	6:24	0.93	-0.31	0.00	0.00	0.01	43.85	149.76	0.99	
INLET #1_000008.LAB	3/10/2020	6:24	0.36	-0.29	0.00	0.00	0.00	44.09	149.75	0.98	
INLET #1_000009.LAB	3/10/2020	6:24	0.32	-0.18	0.00	0.00	0.00	43.43	149.81	0.97	
INLET #1_000010.LAB	3/10/2020	6:25	1.12	0.37	0.00	0.08	0.44	51.93	149.78	0.98	
INLET #1_000011.LAB	3/10/2020	6:25	-0.03	0.03	0.00	0.02	0.02	42.51	149.80	0.99	
INLET #1_000012BKG.LAB	3/10/2020	6:26	0.00	0.00	0.00	0.00	0.00	0.00	149.78	0.99	
INLET #1_000013.LAB	3/10/2020	6:26	0.15	0.05	0.00	0.01	0.00	-0.59	149.72	0.99	
INLET #1_000014.LAB	3/10/2020	6:26	-0.18	0.03	0.00	0.00	0.00	-1.27	149.80	0.99	
INLET #1_000015.LAB	3/10/2020	6:27	0.16	0.11	0.00	0.00	0.00	-1.69	149.75	0.99	
INLET #1_000016.LAB	3/10/2020	6:27	-0.05	0.19	0.00	0.00	0.00	-2.01	149.72	0.99	
INLET #1_000017BKG.LAB	3/10/2020	6:28	0.00	0.00	0.00	0.00	0.00	0.00	149.77	0.99	
INLET #1_000018.LAB	3/10/2020	6:28	0.06	0.02	0.00	0.00	0.00	-0.38	149.80	0.99	
INLET #1_000019.LAB	3/10/2020	6:28	0.24	0.06	0.00	0.00	0.00	-1.05	149.78	0.99	
INLET #1_000020.LAB	3/10/2020	6:28	-0.05	-0.01	0.00	0.00	0.00	-1.30	149.75	0.99	
INLET #1_000021.LAB	3/10/2020	6:29	0.13	-0.02	0.00	0.00	0.00	-1.45	149.76	0.99	
INLET #1_000022.LAB	3/10/2020	6:29	0.05	-0.01	0.00	0.00	0.00	-2.15	149.79	0.99	Direct
INLET #1_000023.LAB	3/10/2020	6:29	0.26	-0.02	0.00	0.00	0.00	-2.32	149.82	0.99	
INLET #1_000024.LAB	3/10/2020	6:29	-0.05	-0.14	0.00	0.00	0.00	-2.82	149.81	0.99	
INLET #1_000025.LAB	3/10/2020	6:30	-0.04	-0.09	0.00	0.00	0.00	-3.05	149.79	0.99	
INLET #1_000026.LAB	3/10/2020	6:30	-0.01	0.04	0.00	0.00	0.00	-3.36	149.75	0.99	
INLET #1_000027.LAB	3/10/2020	6:30	0.02	0.01	0.00	0.00	0.00	-3.69	149.78	0.99	-0.02
INLET #1_000028.LAB	3/10/2020	6:30	-0.01	-0.05	0.00	0.00	0.00	-3.78	149.78	0.99	
INLET #1_000029.LAB	3/10/2020	6:31	0.26	0.01	0.00	-0.01	0.00	-3.85	149.78	0.99	
INLET #1_000030.LAB	3/10/2020	6:31	-0.18	0.26	0.00	0.00	0.00	-4.36	149.74	0.99	
INLET #1_000031.LAB	3/10/2020	6:31	-0.18	0.17	0.00	0.00	0.00	-4.63	149.73	0.99	
INLET #1_000032.LAB	3/10/2020	6:31	-0.21	0.06	0.00	0.00	0.00	-4.96	149.80	0.99	
INLET #1_000033BKG.LAB	3/10/2020	6:32	0.00	0.00	0.00	0.00	0.00	0.00	149.78	0.99	
INLET #1_000034.LAB	3/10/2020	6:32	-0.96	0.15	0.00	0.00	0.64	2.36	149.77	0.99	
INLET #1_000035.LAB	3/10/2020	6:33	-1.84	0.77	0.00	0.03	5.35	83.08	149.76	0.99	
INLET #1_000036.LAB	3/10/2020	6:33	2.11	0.00	0.00	0.00	5.30	103.27	149.81	0.99	
INLET #1_000037.LAB	3/10/2020	6:33	1.38	-0.19	0.00	0.00	5.52	104.91	149.80	0.99	
INLET #1_000038.LAB	3/10/2020	6:33	1.11	0.15	0.00	-0.01	5.40	104.23	149.78	0.99	
INLET #1_000039.LAB	3/10/2020	6:34	0.89	0.01	0.00	0.00	5.23	102.32	149.80	0.99	
INLET #1_000040.LAB	3/10/2020	6:34	0.91	0.12	0.00	0.00	5.17	101.75	149.73	0.99	
INLET #1_000041.LAB	3/10/2020	6:34	0.88	-0.22	0.00	0.00	5.16	101.50	149.80	0.99	
INLET #1_000042.LAB	3/10/2020	6:34	0.89	-0.16	0.00	0.00	5.16	103.14	149.81	0.99	102.18
INLET #1_000043.LAB	3/10/2020	6:35	0.73	-0.41	0.00	0.00	5.15	102.86	149.75	0.99	
INLET #1_000044.LAB	3/10/2020	6:35	0.74	0.04	0.00	-0.01	5.16	102.72	149.78	0.99	
INLET #1_000045.LAB	3/10/2020	6:35	0.87	-0.05	0.00	0.00	5.15	102.93	149.77	0.99	
INLET #1_000046.LAB	3/10/2020	6:35	0.74	-0.19	0.00	0.00	5.16	103.12	149.81	0.99	
INLET #1_000047.LAB	3/10/2020	6:36	0.77	-0.13	0.00	0.00	5.14	102.31	149.79	0.98	
INLET #1_000048.LAB	3/10/2020	6:36	2,642.69	4.32	0.01	0.11	8.83	145.87	149.81	0.99	
INLET #1_000049.LAB	3/10/2020	6:36	4,357.21	1.53	0.00	0.02	10.62	-45.67	149.81	0.99	
INLET #1_000050.LAB	3/10/2020	6:36	4,711.38	0.45	0.00	0.00	10.62	-34.91	149.79	0.99	
INLET #1_000051.LAB	3/10/2020	6:37	4,812.33	0.09	0.00	-0.01	10.59	-39.73	149.75	0.99	
INLET #1_000052.LAB	3/10/2020	6:37	4,895.81	-0.60	0.00	0.00	10.61	-27.64	149.77	0.99	
INLET #1_000053.LAB	3/10/2020	6:37	4,998.41	-0.56	0.00	-0.01	10.61	-29.38	149.78	0.99	
INLET #1_000054.LAB	3/10/2020	6:37	5,036.38	-0.24	0.00	-0.02	10.61	-36.19	149.76	0.99	
INLET #1_000055.LAB	3/10/2020	6:38	5,047.72	-1.49	0.00	-0.03	10.63	-33.75	149.78	0.99	
INLET #1_000056.LAB	3/10/2020	6:38	5,100.89	-0.38	0.00	0.00	10.59	-27.43	149.74	0.99	5,045.85
INLET #1_000057.LAB	3/10/2020	6:38	5,103.58	-0.07	0.00	-0.01	10.59	-28.99	149.77	0.99	
INLET #1_000058.LAB	3/10/2020	6:38	5,064.14	-0.90	0.00	-0.01	10.60	-28.96	149.75	0.99	
INLET #1_000059.LAB	3/10/2020	6:39	5,066.90	-0.17	0.00	0.00	10.61	-27.96	149.77	0.99	
INLET #1_000060.LAB	3/10/2020	6:39	5,066.39	-1.04	0.00	0.00	10.57	-23.04	149.81	0.99	
INLET #1_000061.LAB	3/10/2020	6:39	5,069.13	-0.55	0.00	-0.01	10.61	-23.01	149.78	0.99	
INLET #1_000062.LAB	3/10/2020	6:39	5,068.89	-1.43	0.00	-0.02	10.57	-27.09	149.71	0.99	
INLET #1_000063.LAB	3/10/2020	6:40	4,543.96	-1.56	0.00	-0.01	9.22	-22.10	149.75	0.98	
INLET #1_000064.LAB	3/10/2020	6:40	202.98	-0.10	0.00	0.00	0.37	20.89	149.79	0.99	
INLET #1_000065.LAB	3/10/2020	6:40	95.71	1.87	0.05	0.44	0.26	15.49	149.80	0.99	System
INLET #1_000066.LAB	3/10/2020	6:40	6.90	2.66	0.07	0.74	0.00	-4.94	149.74	0.99	
INLET #1_000067.LAB	3/10/2020	6:41	4.70	2.50	0.07	0.72	0.00	-4.33	149.75	0.99	
INLET #1_000068.LAB	3/10/2020	6:41	2.73	2.75	0.07	0.72	0.00	-5.01	149.77	0.98	
INLET #1_000069.LAB	3/10/2020	6:41	1.95	1.48	0.03	0.31	0.02	-3.52	149.75	0.98	
INLET #1_000070.LAB	3/10/2020	6:41	0.97	0.16	0.00	0.01	0.00	-6.64	149.74	0.98	
INLET #1_000071.LAB	3/10/2020	6:42	2.33	-0.02	0.00	0.01	0.00	-6.52	149.73	0.98	1.99
INLET #1_000072.LAB	3/10/2020	6:42	5.23	-0.05	0.00	0.00	0.00	-6.78	149.75	0.98	
INLET #1_000073.LAB	3/10/2020	6:42	4.51	-0.26	0.00	0.01	0.00	-6.90	149.76	0.98	
INLET #1_000074.LAB	3/10/2020	6:42	185.44	-0.19	0.00	-0.01	3.16	96.88	149.76	0.98	
INLET #1_000075.LAB	3/10/2020	6:43	14.82	-0.13	0.00	0.00	5.13	97.44	149.80	0.98	
INLET #1_000076.LAB	3/10/2020	6:43	8.85	-0.16	0.00	0.00	5.14	97.93	149.78	0.98	
INLET #1_000077.LAB	3/10/2020	6:43	7.27	-0.19	0.00	0.00	5.15	97.79	149.78	0.98	
INLET #1_000078.LAB	3/10/2020	6:43	6.28	-0.44	0.00	0.00	5.14	97.75	149.72	0.98	
INLET #1_000079.LAB	3/10/2020	6:44	5.66	-0.22	0.00	0.00	5.14	97.66	149.72	0.98	
INLET #1_000080.LAB	3/10/2020	6:44	5.07	-0.12	0.00	0.00	5.14	97.48	149.71	0.98	
INLET #1_000081.LAB	3/10/2020	6:44	4.85	-0.25	0.00	0.00	5.14	97.39	149.76	0.98	
INLET #1_000082.LAB	3/10/2020	6:44	4.33	-0.07	0.00	0.00	5.13	100.22	149.77	0.98	
INLET #1_000083.LAB	3/10/2020	6:45	3.76	0.03	0.00	-0.01	5.14	102.04	149.78	0.98	
INLET #1_000084.LAB	3/10/2020	6:45	3.76	-0.06	0.00	-0.01	5.14	102.20	149.76	0.98	
INLET #1_000085.LAB	3/10/2020	6:45	4.10	-0.06	0.00	0.00	5.13	101.92	149.75	0.98	
INLET #1_000086.LAB	3/10/2020	6:45	3.41	-0.24	0.00	0.00	5.14	101.98	149.75	0.98	102.04

Spectrum	Date	Time	Ethylene o	METHANE	CO2% 150(	H2O% 150(	SULFUR H	ETHYLENE	Temp (C)	Pressure (Atm)	
INLET #1_000087.LAB	3/10/2020	6:46	3.45	-0.02	0.00	-0.01	5.15	103.10	149.81	0.98	
INLET #1_000088.LAB	3/10/2020	6:46	3.52	-0.12	0.00	0.00	5.14	102.74	149.79	0.98	
INLET #1_000089.LAB	3/10/2020	6:46	3.09	-0.16	0.00	-0.01	5.14	102.65	149.77	0.98	
INLET #1_000090.LAB	3/10/2020	6:46	3.84	0.14	0.00	0.00	4.22	85.65	149.80	0.98	
INLET #1_000091.LAB	3/10/2020	6:47	2.10	-0.35	0.00	0.01	0.13	-6.52	149.82	0.98	
INLET #1_000092.LAB	3/10/2020	6:47	1.62	-0.24	0.00	0.00	0.01	-8.88	149.79	0.98	
INLET #1_000093.LAB	3/10/2020	6:47	1.45	-0.25	0.00	0.00	0.00	-9.34	149.86	0.98	
INLET #1_000094.LAB	3/10/2020	6:47	1.91	-0.27	0.00	0.00	0.01	-9.14	149.81	0.98	
INLET #1_000095.LAB	3/10/2020	6:48	3,228.42	0.92	0.00	0.02	6.99	136.52	149.82	0.98	
INLET #1_000096.LAB	3/10/2020	6:48	4,842.08	0.46	0.00	-0.01	10.59	-41.92	149.83	0.98	
INLET #1_000097.LAB	3/10/2020	6:48	4,918.67	-0.18	0.00	-0.01	10.62	-37.90	149.80	0.98	
INLET #1_000098.LAB	3/10/2020	6:48	4,962.25	-0.37	0.00	-0.02	10.57	-39.69	149.77	0.98	
INLET #1_000099.LAB	3/10/2020	6:49	4,982.34	-0.59	0.00	-0.03	10.60	-41.19	149.83	0.98	
INLET #1_000100.LAB	3/10/2020	6:49	5,004.23	-1.06	0.00	-0.03	10.66	-32.96	149.76	0.98	
INLET #1_000101.LAB	3/10/2020	6:49	5,031.07	-0.50	0.00	-0.01	10.60	-33.16	149.82	0.98	
INLET #1_000102.LAB	3/10/2020	6:49	5,052.37	-0.58	0.00	-0.02	10.61	-32.71	149.78	0.98	
INLET #1_000103.LAB	3/10/2020	6:50	5,060.20	-0.42	0.00	-0.03	10.60	-36.74	149.77	0.98	5,036.97
INLET #1_000104.LAB	3/10/2020	6:50	5,065.61	-0.65	0.00	-0.03	10.60	-36.61	149.74	0.98	
INLET #1_000105.LAB	3/10/2020	6:50	5,068.72	-1.74	0.00	-0.03	10.62	-38.39	149.80	0.98	
INLET #1_000106.LAB	3/10/2020	6:50	5,070.95	-1.65	0.00	-0.03	10.62	-38.19	149.70	0.98	
INLET #1_000107.LAB	3/10/2020	6:51	5,068.70	-0.59	0.00	-0.02	10.61	-36.07	149.75	0.98	
INLET #1_000108.LAB	3/10/2020	6:51	5,068.04	-1.11	0.00	-0.03	10.58	-37.87	149.75	0.98	
INLET #1_000109.LAB	3/10/2020	6:51	5,068.75	-1.44	0.00	-0.01	10.59	-30.16	149.77	0.98	
INLET #1_000110.LAB	3/10/2020	6:51	5,069.48	-1.51	0.00	-0.03	10.58	-38.83	149.78	0.98	
INLET #1_000111.LAB	3/10/2020	6:52	5,073.55	-0.57	0.00	-0.04	10.62	-37.71	149.77	0.98	
INLET #1_000112.LAB	3/10/2020	6:52	5,072.78	-1.67	0.00	-0.01	10.61	-28.77	149.80	0.98	
INLET #1_000113.LAB	3/10/2020	6:52	5,073.32	-1.76	0.00	-0.03	10.60	-36.59	149.79	0.98	
INLET #1_000114.LAB	3/10/2020	6:52	5,071.52	-0.85	0.00	-0.03	10.57	-37.83	149.73	0.98	
INLET #1_000115.LAB	3/10/2020	6:53	5,070.51	-1.08	0.00	-0.03	10.57	-36.00	149.73	0.98	
INLET #1_000116.LAB	3/10/2020	6:53	5,072.79	-0.54	0.00	-0.03	10.59	-33.76	149.76	0.98	
INLET #1_000117.LAB	3/10/2020	6:53	5,074.31	-0.92	0.00	-0.02	10.61	-36.86	149.74	0.98	
INLET #1_000118.LAB	3/10/2020	6:53	5,072.06	-0.87	0.00	-0.03	10.57	-37.80	149.78	0.98	
INLET #1_000119.LAB	3/10/2020	6:54	5,071.82	-1.04	0.00	-0.03	10.58	-36.10	149.77	0.98	
INLET #1_000120.LAB	3/10/2020	6:54	5,075.93	-1.14	0.00	-0.03	10.59	-39.07	149.75	0.98	
INLET #1_000121.LAB	3/10/2020	6:54	5,078.29	-1.61	0.00	-0.03	10.61	-37.49	149.76	0.98	
INLET #1_000122.LAB	3/10/2020	6:54	5,076.64	-1.07	0.00	-0.03	10.60	-34.55	149.74	0.98	
INLET #1_000123.LAB	3/10/2020	6:55	5,074.11	-0.47	0.00	-0.04	10.58	-34.83	149.76	0.98	
INLET #1_000124.LAB	3/10/2020	6:55	5,069.37	-0.81	0.00	-0.03	10.57	-33.62	149.78	0.98	
INLET #1_000125.LAB	3/10/2020	6:55	3,390.85	-0.21	0.00	0.00	6.32	68.06	149.82	0.98	
INLET #1_000126.LAB	3/10/2020	6:55	201.36	0.00	0.00	0.00	0.41	-12.32	149.80	0.98	
INLET #1_000127.LAB	3/10/2020	6:56	89.85	0.02	0.00	0.00	0.34	-3.25	149.76	0.98	Dilution
INLET #1_000128.LAB	3/10/2020	6:56	25.72	-0.26	0.00	0.00	0.28	-7.62	149.75	0.98	
INLET #1_000129.LAB	3/10/2020	6:56	20.21	-0.30	0.00	0.00	0.28	-7.69	149.79	0.98	
INLET #1_000130.LAB	3/10/2020	6:56	17.83	-0.02	0.00	0.00	0.27	-7.69	149.77	0.98	
INLET #1_000131.LAB	3/10/2020	6:57	14.95	-0.15	0.00	0.00	0.27	-7.48	149.76	0.98	0.27
INLET #1_000132.LAB	3/10/2020	6:57	11.35	-0.18	0.00	0.00	0.27	-7.59	149.78	0.98	
INLET #1_000133.LAB	3/10/2020	6:57	15.52	-0.18	0.00	0.00	0.09	-11.32	149.78	0.98	
INLET #1_000134.LAB	3/10/2020	6:57	9.54	0.01	0.00	0.00	0.06	-12.52	149.78	0.98	
INLET #1_000135.LAB	3/10/2020	6:58	18.62	-0.19	0.00	0.00	0.07	-12.78	149.75	0.98	
INLET #1_000136.LAB	3/10/2020	6:58	22.03	-0.41	0.00	0.00	0.07	-12.82	149.84	0.98	
INLET #1_000137.LAB	3/10/2020	6:58	13.58	-0.41	0.00	0.00	0.06	-12.72	149.78	0.98	
INLET #1_000138.LAB	3/10/2020	6:58	8.95	-0.09	0.00	0.00	0.06	-12.49	149.79	0.98	
INLET #1_000139.LAB	3/10/2020	6:59	7.27	-0.13	0.00	0.00	0.06	-12.29	149.79	0.98	Dilution
INLET #1_000140.LAB	3/10/2020	6:59	6.41	-0.07	0.00	0.00	0.06	-12.33	149.81	0.98	
INLET #1_000141.LAB	3/10/2020	6:59	5.54	-0.20	0.00	0.00	0.06	-12.21	149.74	0.98	
INLET #1_000142.LAB	3/10/2020	6:59	5.10	-0.22	0.00	0.00	0.06	-12.33	149.75	0.98	
INLET #1_000143.LAB	3/10/2020	7:00	4.86	-0.25	0.00	0.00	0.06	-12.53	149.74	0.98	0.056
INLET #1_000144.LAB	3/10/2020	7:00	4.74	-0.31	0.00	0.00	0.05	-12.74	149.76	0.97	
INLET #1_000145.LAB	3/10/2020	7:00	63.65	-0.01	0.00	0.00	0.18	6.32	149.75	1.05	
INLET #1_000146.LAB	3/10/2020	7:00	83.55	1.42	0.02	0.08	0.24	0.19	149.73	0.99	
INLET #1_000147.LAB	3/10/2020	7:01	1.04	-0.29	0.00	0.00	0.00	-13.76	149.77	0.99	

Spectrum	Date	Time	Ethylene ox	METHANE	CO2% 150(	H2O% 150(	SULFUR HI	ETHYLENE	Temp (C)	Pressure (Atm)
INLET #1_000148BKG.LAB	3/10/2020	7:02	0.00	0.00	0.00	0.00	0.00	0.00	149.75	0.99
INLET #1_000149.LAB	3/10/2020	7:03	1.28	1.37	0.02	0.02	0.00	-0.61	149.78	0.99
INLET #1_000150.LAB	3/10/2020	7:04	479.87	0.06	0.00	0.05	-0.01	97.69	149.77	0.99
INLET #1_000151.LAB	3/10/2020	7:05	2,086.82	1.43	0.01	0.04	-0.05	-29.34	149.78	0.99
INLET #1_000152.LAB	3/10/2020	7:06	2,588.96	2.26	0.00	0.01	-0.01	-65.77	149.77	0.99
INLET #1_000153.LAB	3/10/2020	7:07	2,315.12	1.90	0.00	0.01	-0.01	-91.06	149.79	0.99
INLET #1_000154.LAB	3/10/2020	7:08	2,345.41	1.99	0.00	0.01	0.00	-87.74	149.80	0.99
INLET #1_000155.LAB	3/10/2020	7:09	2,422.49	1.73	0.00	0.00	-0.01	-83.56	149.79	0.99
INLET #1_000156.LAB	3/10/2020	7:10	2,499.39	1.95	0.00	0.00	-0.01	-76.51	149.78	0.99
INLET #1_000157.LAB	3/10/2020	7:11	2,529.37	2.12	0.00	0.01	-0.01	-71.69	149.78	0.99
INLET #1_000158.LAB	3/10/2020	7:12	2,525.70	2.28	0.00	0.01	-0.01	-72.36	149.75	0.99
INLET #1_000159.LAB	3/10/2020	7:13	2,518.90	2.03	0.00	0.00	-0.01	-70.97	149.74	0.99
INLET #1_000160.LAB	3/10/2020	7:14	2,506.72	2.01	0.00	0.00	0.00	-72.40	149.78	0.99
INLET #1_000161.LAB	3/10/2020	7:15	2,491.68	2.10	0.00	0.00	-0.01	-73.90	149.78	0.99
INLET #1_000162.LAB	3/10/2020	7:16	2,483.22	2.06	0.00	0.01	0.00	-78.35	149.78	0.99
INLET #1_000163.LAB	3/10/2020	7:17	2,471.02	2.09	0.00	0.01	-0.01	-79.77	149.80	0.99
INLET #1_000164.LAB	3/10/2020	7:18	2,466.18	2.02	0.00	0.01	-0.01	-77.55	149.75	0.99

Spectrum	Date	Time	Ethylene o	METHANE	CO2% 150	H2O% 150	SULFUR H	ETHYLENE	Temp (C)	Pressure (Atm)
INLET #1_000165.LAB	3/10/2020	7:19	2,461.51	1.69	0.00	0.00	-0.01	-78.69	149.75	0.99
INLET #1_000166.LAB	3/10/2020	7:20	2,450.44	1.93	0.00	0.01	-0.01	-85.36	149.76	0.99
INLET #1_000167.LAB	3/10/2020	7:21	2,465.18	1.90	0.01	0.01	-0.01	-77.07	149.75	0.99
INLET #1_000168.LAB	3/10/2020	7:22	2,485.81	1.92	0.01	0.00	-0.01	-79.81	149.77	0.99
INLET #1_000169.LAB	3/10/2020	7:23	2,456.89	1.94	0.01	0.01	-0.01	-81.32	149.79	0.99
INLET #1_000170.LAB	3/10/2020	7:24	2,443.56	1.98	0.01	0.01	-0.01	-79.17	149.80	0.99
INLET #1_000171.LAB	3/10/2020	7:25	2,427.25	1.97	0.01	0.01	-0.01	-80.06	149.80	0.99
INLET #1_000172.LAB	3/10/2020	7:26	2,452.77	2.15	0.01	0.01	-0.01	-83.54	149.77	0.99
INLET #1_000173.LAB	3/10/2020	7:27	2,501.70	2.15	0.01	0.01	-0.01	-69.60	149.76	0.99
INLET #1_000174.LAB	3/10/2020	7:28	2,519.18	2.25	0.01	0.01	-0.01	-77.93	149.78	0.99
INLET #1_000175.LAB	3/10/2020	7:29	2,514.46	2.21	0.01	0.01	-0.01	-70.32	149.78	0.99
INLET #1_000176.LAB	3/10/2020	7:30	2,499.31	2.11	0.01	0.01	-0.01	-76.76	149.79	0.99
INLET #1_000177.LAB	3/10/2020	7:31	2,490.32	2.04	0.01	0.01	-0.01	-76.40	149.75	0.99
INLET #1_000178.LAB	3/10/2020	7:32	2,486.22	1.98	0.01	0.01	-0.01	-76.10	149.75	0.99
INLET #1_000179.LAB	3/10/2020	7:33	2,463.01	2.28	0.01	0.01	-0.01	-78.15	149.80	0.99
INLET #1_000180.LAB	3/10/2020	7:34	2,449.56	2.45	0.01	0.01	-0.01	-79.44	149.81	0.99
INLET #1_000181.LAB	3/10/2020	7:35	2,435.21	2.07	0.01	0.01	-0.01	-80.50	149.75	0.99
INLET #1_000182.LAB	3/10/2020	7:36	2,430.93	1.92	0.01	0.01	0.00	-84.11	149.76	0.99
INLET #1_000183.LAB	3/10/2020	7:37	2,425.40	2.12	0.01	0.01	-0.01	-87.67	149.75	0.99
INLET #1_000184.LAB	3/10/2020	7:38	2,375.39	2.20	0.00	0.01	-0.01	-89.68	149.79	0.99
INLET #1_000185.LAB	3/10/2020	7:39	2,333.23	1.75	0.00	0.01	-0.01	-92.38	149.80	0.99
INLET #1_000186.LAB	3/10/2020	7:40	2,232.87	1.83	0.00	0.02	-0.01	-100.31	149.81	0.99
INLET #1_000187.LAB	3/10/2020	7:41	2,158.23	1.89	0.00	0.01	0.00	-106.46	149.79	0.99
INLET #1_000188.LAB	3/10/2020	7:42	2,214.25	1.68	0.00	0.01	-0.01	-98.80	149.79	0.99
INLET #1_000189.LAB	3/10/2020	7:43	2,258.36	1.83	0.00	0.02	-0.01	-96.62	149.82	0.99
INLET #1_000190.LAB	3/10/2020	7:44	2,279.59	1.87	0.00	0.01	-0.01	-89.05	149.81	0.99
INLET #1_000191.LAB	3/10/2020	7:45	2,278.23	1.99	0.00	0.01	-0.01	-99.01	149.82	0.99
INLET #1_000192.LAB	3/10/2020	7:46	2,270.35	1.68	0.00	0.01	-0.01	-100.06	149.81	0.99
INLET #1_000193.LAB	3/10/2020	7:47	2,261.78	1.66	0.00	0.01	0.00	-96.02	149.81	0.99
INLET #1_000194.LAB	3/10/2020	7:48	2,245.27	1.46	0.00	0.01	-0.01	-96.00	149.77	0.99
INLET #1_000195.LAB	3/10/2020	7:49	2,229.93	1.97	0.00	0.02	-0.01	-97.91	149.79	0.99
INLET #1_000196.LAB	3/10/2020	7:50	2,227.98	1.85	0.00	0.02	-0.01	-103.99	149.80	0.99
INLET #1_000197.LAB	3/10/2020	7:51	2,217.95	1.60	0.00	0.01	-0.01	-99.07	149.82	0.99
INLET #1_000198.LAB	3/10/2020	7:52	2,206.89	1.83	0.00	0.01	-0.01	-107.08	149.80	0.99
INLET #1_000199.LAB	3/10/2020	7:53	2,196.86	1.72	0.00	0.01	-0.01	-101.87	149.79	0.99
INLET #1_000200.LAB	3/10/2020	7:54	2,210.09	1.61	0.00	0.01	-0.01	-100.32	149.82	0.99
INLET #1_000201.LAB	3/10/2020	7:55	2,204.94	1.61	0.00	0.01	-0.01	-107.21	149.84	0.99
INLET #1_000202.LAB	3/10/2020	7:56	2,198.95	1.67	0.00	0.01	-0.01	-106.98	149.82	0.99
INLET #1_000203.LAB	3/10/2020	7:57	2,186.87	1.90	0.00	0.01	0.00	-101.79	149.80	0.99
INLET #1_000204.LAB	3/10/2020	7:58	2,162.68	1.86	0.00	0.02	0.00	-106.26	149.80	0.99
INLET #1_000205.LAB	3/10/2020	7:59	2,147.18	1.93	0.00	0.01	-0.01	-111.35	149.82	0.99
INLET #1_000206.LAB	3/10/2020	8:00	2,130.16	1.92	0.00	0.02	-0.01	-100.74	149.83	0.99
INLET #1_000207.LAB	3/10/2020	8:01	2,109.38	1.82	0.00	0.01	-0.01	-110.99	149.84	0.99
INLET #1_000208.LAB	3/10/2020	8:02	2,107.86	1.82	0.00	0.02	0.00	-109.35	149.81	0.99
INLET #1_000209.LAB	3/10/2020	8:03	2,096.54	1.77	0.00	0.01	0.00	-107.90	149.84	0.99
INLET #1_000210.LAB	3/10/2020	8:04	2,087.93	1.62	0.00	0.01	-0.01	-109.57	149.80	0.99
INLET #1_000211.LAB	3/10/2020	8:05	2,073.09	1.77	0.00	0.01	0.00	-111.31	149.80	0.99
INLET #1_000212.LAB	3/10/2020	8:06	2,029.29	1.77	0.00	0.01	-0.01	-114.89	149.80	0.99
INLET #1_000213.LAB	3/10/2020	8:07	2,025.28	1.76	0.00	0.01	0.00	-116.02	149.80	0.99
INLET #1_000214.LAB	3/10/2020	8:08	2,028.75	1.60	0.00	0.01	-0.01	-124.32	149.83	0.99
INLET #1_000215.LAB	3/10/2020	8:09	2,067.34	1.53	0.00	0.01	0.00	-112.45	149.77	0.99
INLET #1_000216.LAB	3/10/2020	8:10	2,062.34	1.81	0.00	0.01	0.00	-110.98	149.81	0.99
INLET #1_000217.LAB	3/10/2020	8:11	2,056.26	1.74	0.00	0.01	0.00	-112.95	149.80	0.99
INLET #1_000218.LAB	3/10/2020	8:12	2,016.50	1.84	0.00	0.01	-0.01	-114.67	149.79	0.99
INLET #1_000219.LAB	3/10/2020	8:13	2,056.22	1.73	0.01	0.01	0.00	-114.98	149.80	0.99
INLET #1_000220.LAB	3/10/2020	8:14	2,006.97	1.83	0.01	0.01	0.00	-120.25	149.75	0.99
INLET #1_000221.LAB	3/10/2020	8:15	1,964.03	1.88	0.01	0.01	0.00	-122.89	149.77	0.99
INLET #1_000222.LAB	3/10/2020	8:16	1,939.01	1.57	0.01	0.02	0.00	-119.18	149.78	0.99
INLET #1_000223.LAB	3/10/2020	8:17	1,920.81	1.46	0.01	0.02	0.00	-119.56	149.79	0.99
INLET #1_000224.LAB	3/10/2020	8:18	1,908.26	1.51	0.01	0.01	0.00	-119.60	149.76	0.99
INLET #1_000225.LAB	3/10/2020	8:19	1,905.69	1.60	0.01	0.01	0.00	-120.31	149.77	0.99
INLET #1_000226.LAB	3/10/2020	8:20	1,890.55	1.62	0.01	0.01	0.00	-121.59	149.79	0.99
INLET #1_000223.LAB	**3/10/2020**	**8:21**	**1,887.50**	**1.79**	**0.01**	**0.02**	**0.00**	**-122.56**	**149.78**	**0.99**
INLET #1_000224.LAB	**3/10/2020**	**8:22**	**1,877.70**	**1.55**	**0.01**	**0.01**	**0.00**	**-123.12**	**149.78**	**0.99**
INLET #1_000225.LAB	**3/10/2020**	**8:23**	**1,870.02**	**1.77**	**0.01**	**0.01**	**-0.01**	**-123.52**	**149.76**	**0.99**
INLET #1_000226.LAB	**3/10/2020**	**8:24**	**1,856.64**	**1.56**	**0.01**	**0.02**	**0.00**	**-126.25**	**149.77**	**0.99**
INLET #1_000227.LAB	**3/10/2020**	**8:25**	**2,820.27**	**1.07**	**0.01**	**0.04**	**-0.02**	**-32.77**	**149.80**	**0.99**
INLET #1_000228.LAB	**3/10/2020**	**8:26**	**5,620.97**	**0.72**	**0.00**	**0.05**	**0.03**	**-44.27**	**149.77**	**0.99**
INLET #1_000229.LAB	**3/10/2020**	**8:27**	**5,746.22**	**1.16**	**0.00**	**0.06**	**0.02**	**-55.77**	**149.79**	**0.99**
INLET #1_000230.LAB	**3/10/2020**	**8:28**	**5,729.66**	**0.51**	**0.00**	**0.05**	**0.02**	**-67.27**	**149.78**	**0.99**
INLET #1_000231.LAB	**3/10/2020**	**8:29**	**5,729.66**	**1.57**	**0.01**	**0.02**	**-0.01**	**-78.77**	**149.78**	**0.99**
INLET #1_000232.LAB	**3/10/2020**	**8:30**	**5,729.66**	**1.46**	**0.01**	**0.02**	**0.00**	**-90.27**	**149.78**	**0.99**
INLET #1_000233.LAB	**3/10/2020**	**8:31**	**5,729.66**	**1.51**	**0.01**	**0.01**	**-0.02**	**-101.77**	**149.78**	**0.99**
INLET #1_000234.LAB	**3/10/2020**	**8:32**	**5,729.66**	**1.60**	**0.01**	**0.01**	**0.03**	**-113.27**	**149.78**	**0.99**
INLET #1_000235.LAB	**3/10/2020**	**8:33**	**9,311.36**	**0.66**	**0.00**	**0.04**	**-0.25**	**-124.77**	**149.79**	**0.99**
INLET #1_000236.LAB	**3/10/2020**	**8:34**	**9,476.87**	**1.73**	**0.00**	**0.04**	**-0.26**	**-103.03**	**149.83**	**0.99**
INLET #1_000237.LAB	**3/10/2020**	**8:35**	**9,635.97**	**2.37**	**0.00**	**0.04**	**-0.26**	**-95.70**	**149.81**	**0.99**
INLET #1_000238.LAB	**3/10/2020**	**8:36**	**9,849.44**	**1.15**	**0.00**	**0.04**	**-0.26**	**-92.80**	**149.82**	**0.99**
INLET #1_000239.LAB	**3/10/2020**	**8:37**	**9,290.06**	**1.38**	**0.00**	**0.04**	**-0.23**	**-110.35**	**149.84**	**0.99**

Spectrum	Date	Time	Ethylene o	METHANE	CO2% 150	H2O% 150	SULFUR H	ETHYLENE	Temp (C)	Pressure (Atm)
INLET #1_000240.LAB	3/10/2020	8:38	6,382.74	1.16	0.00	0.05	-0.03	-18.61	149.83	0.99
INLET #1_000241.LAB	3/10/2020	8:39	5,745.96	0.88	0.00	0.05	0.02	-27.20	149.83	0.99
INLET #1_000242.LAB	3/10/2020	8:40	5,616.82	1.17	0.00	0.05	0.03	-31.19	149.86	0.99
INLET #1_000243.LAB	3/10/2020	8:41	5,702.17	0.51	0.00	0.05	0.01	-31.07	149.85	0.99
INLET #1_000244.LAB	3/10/2020	8:42	6,201.20	0.94	0.01	0.05	-0.01	-23.00	149.81	0.99
INLET #1_000245.LAB	3/10/2020	8:43	6,527.74	1.56	0.00	0.05	-0.05	-28.13	149.81	0.99
INLET #1_000246.LAB	3/10/2020	8:44	6,068.08	1.08	0.00	0.05	-0.01	-25.87	149.81	0.99
INLET #1_000247.LAB	3/10/2020	8:45	5,895.22	0.79	0.00	0.05	0.00	-24.39	149.79	0.99
INLET #1_000248.LAB	3/10/2020	8:46	6,138.39	0.78	0.00	0.05	-0.02	-25.83	149.81	0.99
INLET #1_000249.LAB	3/10/2020	8:47	6,200.01	1.08	0.00	0.05	-0.02	-21.76	149.82	0.99
INLET #1_000250.LAB	3/10/2020	8:48	7,811.30	2.19	0.00	0.04	-0.10	-8.38	149.82	0.99
INLET #1_000251.LAB	3/10/2020	8:49	8,599.98	0.53	0.00	0.03	-0.24	-170.31	149.81	0.99
INLET #1_000252.LAB	3/10/2020	8:50	9,223.17	-0.19	0.00	0.04	-0.26	-126.16	149.80	0.99
INLET #1_000253.LAB	3/10/2020	8:51	9,645.15	1.89	0.00	0.03	-0.27	-93.92	149.79	0.99
INLET #1_000254.LAB	3/10/2020	8:52	10,020.42	1.88	0.00	0.03	-0.27	-80.56	149.78	0.99
INLET #1_000255.LAB	3/10/2020	8:53	9,491.55	-1.22	0.00	0.03	-0.22	-94.85	149.80	0.99
INLET #1_000256.LAB	3/10/2020	8:54	8,096.38	0.07	0.00	0.02	-0.25	-167.09	149.84	0.99
INLET #1_000257.LAB	3/10/2020	8:55	8,091.35	-0.65	0.00	0.02	-0.25	-167.73	149.82	0.99
INLET #1_000258.LAB	3/10/2020	8:56	7,124.04	0.73	0.01	0.03	-0.08	-15.68	149.85	0.99
INLET #1_000259.LAB	3/10/2020	8:57	6,584.17	1.27	0.01	0.04	-0.06	-21.65	149.85	0.99
INLET #1_000260.LAB	3/10/2020	8:58	6,548.53	0.74	0.01	0.04	-0.06	-26.52	149.81	0.99
INLET #1_000261.LAB	3/10/2020	8:59	6,757.27	0.71	0.01	0.03	-0.07	-23.34	149.81	0.99
INLET #1_000262.LAB	3/10/2020	9:00	6,893.36	0.39	0.01	0.03	-0.08	-22.67	149.79	0.99
INLET #1_000263.LAB	3/10/2020	9:01	5,772.15	0.58	0.01	0.04	0.02	-27.63	149.83	0.99
INLET #1_000264.LAB	3/10/2020	9:02	5,552.27	0.82	0.01	0.04	0.04	-30.46	149.77	0.99
INLET #1_000265.LAB	3/10/2020	9:03	5,598.19	0.74	0.01	0.04	0.04	-30.83	149.81	0.99
INLET #1_000266.LAB	3/10/2020	9:04	5,645.04	0.67	0.01	0.04	0.04	-28.68	149.79	0.99
INLET #1_000267.LAB	3/10/2020	9:05	5,702.37	0.15	0.01	0.04	0.03	-29.08	149.78	0.99
INLET #1_000268.LAB	3/10/2020	9:06	5,742.58	0.94	0.01	0.04	0.02	-27.36	149.81	0.99
INLET #1_000269.LAB	3/10/2020	9:07	6,960.71	0.33	0.01	0.03	-0.06	-15.13	149.78	0.99
INLET #1_000270.LAB	3/10/2020	9:08	7,906.74	0.54	0.01	0.03	-0.11	-7.81	149.79	0.99
INLET #1_000271.LAB	3/10/2020	9:09	7,932.75	0.21	0.00	0.03	-0.10	-4.58	149.81	0.99
INLET #1_000272.LAB	3/10/2020	9:10	6,522.89	-0.11	0.00	0.02	-0.03	-12.84	149.81	0.99
INLET #1_000273.LAB	3/10/2020	9:11	6,398.01	-0.29	0.00	0.02	-0.04	-21.48	149.79	0.99
INLET #1_000274.LAB	3/10/2020	9:12	6,457.87	-0.19	0.00	0.02	-0.05	-20.83	149.75	0.99
INLET #1_000275.LAB	3/10/2020	9:13	5,887.15	0.58	0.00	0.02	0.01	-23.96	149.78	0.99
INLET #1_000276.LAB	3/10/2020	9:14	5,613.99	-0.15	0.00	0.03	0.03	-29.51	149.81	0.99
INLET #1_000277.LAB	3/10/2020	9:15	5,627.27	-0.75	0.00	0.02	0.05	-27.64	149.79	0.99
INLET #1_000278.LAB	3/10/2020	9:16	5,475.31	0.37	0.00	0.00	0.06	-34.75	149.82	0.99
INLET #1_000279.LAB	3/10/2020	9:17	5,398.83	0.76	0.00	0.00	0.05	-37.90	149.77	0.99
INLET #1_000280.LAB	3/10/2020	9:18	5,771.01	-0.12	0.00	0.02	0.02	-25.83	149.84	0.99
INLET #1_000281.LAB	3/10/2020	9:19	6,345.28	0.27	0.00	0.02	-0.04	-25.31	149.78	0.99
INLET #1_000282.LAB	3/10/2020	9:20	6,432.42	0.09	0.00	0.02	-0.04	-17.59	149.80	0.99
INLET #1_000283.LAB	3/10/2020	9:21	6,484.30	0.29	0.00	0.02	-0.05	-21.86	149.77	0.99
INLET #1_000284.LAB	3/10/2020	9:22	6,566.41	0.34	0.00	0.01	-0.07	-19.82	149.80	0.99
INLET #1_000285.LAB	3/10/2020	9:23	6,620.09	0.44	0.00	0.02	-0.06	-24.70	149.80	0.99
INLET #1_000286.LAB	3/10/2020	9:24	6,652.35	-0.38	0.00	0.01	-0.07	-20.51	149.80	0.99
INLET #1_000287.LAB	3/10/2020	9:25	6,728.25	0.44	0.00	0.01	-0.07	-24.93	149.81	0.99
INLET #1_000288.LAB	3/10/2020	9:26	6,834.95	0.53	0.00	0.01	-0.08	-22.19	149.79	0.99
INLET #1_000289.LAB	3/10/2020	9:27	5,658.73	0.16	0.00	0.02	0.03	-29.19	149.81	0.99
INLET #1_000290.LAB	3/10/2020	9:28	4,955.28	-0.03	0.00	0.00	0.09	-40.07	149.80	0.99
INLET #1_000291.LAB	3/10/2020	9:29	4,705.49	0.01	0.00	0.01	0.08	-41.21	149.82	0.99
INLET #1_000292.LAB	3/10/2020	9:30	4,920.69	0.19	0.00	0.01	0.08	-37.84	149.85	0.99
INLET #1_000293.LAB	3/10/2020	9:31	5,457.26	-0.67	0.00	0.03	0.08	-24.20	149.79	0.99
INLET #1_000294.LAB	3/10/2020	9:32	4,828.07	-0.12	0.00	0.00	0.09	-43.34	149.82	0.99
INLET #1_000295.LAB	3/10/2020	9:33	4,791.63	0.34	0.00	0.00	0.09	-42.58	149.84	0.99
INLET #1_000296.LAB	3/10/2020	9:34	4,965.22	0.30	0.00	0.00	0.09	-43.54	149.79	0.99
INLET #1_000297.LAB	3/10/2020	9:35	5,015.71	0.22	0.00	0.00	0.08	-45.35	149.81	0.99
INLET #1_000298.LAB	3/10/2020	9:36	4,896.61	0.16	0.00	0.01	0.09	-42.11	149.81	0.99
INLET #1_000299.LAB	3/10/2020	9:37	4,856.49	-0.23	0.00	0.01	0.10	-40.68	149.78	0.99
INLET #1_000300.LAB	3/10/2020	9:38	5,115.14	0.33	0.00	0.00	0.08	-42.18	149.82	0.99
INLET #1_000301.LAB	3/10/2020	9:39	5,300.28	0.12	0.00	0.00	0.06	-36.79	149.78	0.99
INLET #1_000302.LAB	3/10/2020	9:40	5,364.93	0.60	0.00	0.00	0.07	-37.57	149.82	0.99
INLET #1_000303.LAB	3/10/2020	9:41	5,380.53	0.34	0.00	0.00	0.06	-36.74	149.84	0.99
INLET #1_000304.LAB	3/10/2020	9:42	5,267.69	0.55	0.00	0.00	0.07	-39.62	149.84	0.99
INLET #1_000305.LAB	3/10/2020	9:43	5,418.84	-0.07	0.00	0.00	0.06	-36.83	149.82	0.99
INLET #1_000306.LAB	3/10/2020	9:44	5,545.84	0.68	0.00	0.00	0.05	-34.77	149.82	0.99
INLET #1_000307.LAB	3/10/2020	9:45	5,585.56	0.93	0.00	0.00	0.04	-33.17	149.81	0.99
INLET #1_000308.LAB	3/10/2020	9:46	5,618.09	0.01	0.00	0.00	0.03	-33.53	149.82	0.99
INLET #1_000309.LAB	3/10/2020	9:47	5,577.95	0.55	0.00	0.00	0.05	-35.65	149.82	0.99
INLET #1_000310.LAB	3/10/2020	9:48	5,713.25	-0.18	0.00	0.02	0.03	-27.69	149.78	0.99
INLET #1_000311.LAB	3/10/2020	9:49	5,804.51	0.59	0.00	0.02	0.02	-27.09	149.84	0.99
INLET #1_000312.LAB	3/10/2020	9:50	5,162.48	-0.11	0.00	0.00	0.08	-42.42	149.79	0.99
INLET #1_000313.LAB	3/10/2020	9:51	4,678.98	0.33	0.00	0.00	0.08	-45.66	149.81	0.99
INLET #1_000314.LAB	3/10/2020	9:52	4,502.23	0.36	0.00	0.00	0.09	-44.11	149.81	0.99

Spectrum	Date	Time	Ethylene o	METHANE	CO2% 150(	H2O% 150(	SULFUR H	ETHYLENE	Temp (C)	Pressure (Atm)
INLET #1_000315.LAB	3/10/2020	9:53	4,639.20	0.47	0.00	0.00	0.10	-42.67	149.80	0.99
INLET #1_000316.LAB	3/10/2020	9:54	4,610.09	0.21	0.00	0.00	0.09	-45.43	149.79	0.99
INLET #1_000317.LAB	3/10/2020	9:55	4,488.07	0.26	0.00	0.00	0.09	-47.24	149.84	0.99
INLET #1_000318.LAB	3/10/2020	9:56	4,363.85	-0.05	0.00	0.01	0.09	-49.46	149.79	0.99
INLET #1_000319.LAB	3/10/2020	9:57	4,311.73	-0.09	0.00	0.01	0.09	-45.09	149.80	0.99
INLET #1_000320.LAB	3/10/2020	9:58	4,246.66	0.12	0.00	0.01	0.09	-52.95	149.81	0.99
INLET #1_000321.LAB	3/10/2020	9:59	4,123.44	0.22	0.00	0.01	0.09	-61.67	149.80	0.99
INLET #1_000322.LAB	3/10/2020	10:00	4,122.07	0.46	0.00	0.01	0.09	-58.72	149.79	0.99
INLET #1_000323.LAB	3/10/2020	10:01	4,201.59	0.11	0.00	0.01	0.09	-47.00	149.81	0.99
INLET #1_000324.LAB	3/10/2020	10:02	4,194.41	0.27	0.00	0.01	0.09	-47.09	149.82	0.99
INLET #1_000325.LAB	3/10/2020	10:03	4,267.23	0.01	0.00	0.00	0.09	-50.71	149.81	0.99
INLET #1_000326.LAB	3/10/2020	10:04	4,136.39	0.01	0.00	0.01	0.09	-57.86	149.78	0.99
INLET #1_000327.LAB	3/10/2020	10:05	4,073.38	0.33	0.00	0.01	0.09	-57.14	149.79	0.99
INLET #1_000328.LAB	3/10/2020	10:06	4,152.24	0.17	0.00	0.00	0.09	-58.87	149.82	0.99
INLET #1_000329.LAB	3/10/2020	10:07	4,220.23	0.27	0.00	0.00	0.09	-51.48	149.82	0.99
INLET #1_000330.LAB	3/10/2020	10:08	4,220.93	0.04	0.00	0.00	0.09	-60.29	149.80	0.99
INLET #1_000331.LAB	3/10/2020	10:09	4,228.99	-0.20	0.00	0.00	0.09	-58.48	149.83	0.99
INLET #1_000332.LAB	3/10/2020	10:10	4,213.49	-0.25	0.00	0.00	0.09	-49.59	149.79	0.99
INLET #1_000333.LAB	3/10/2020	10:11	4,115.71	0.11	0.00	0.01	0.09	-60.84	149.80	0.99
INLET #1_000334.LAB	3/10/2020	10:12	3,860.26	3.05	0.00	0.04	-0.02	-6.49	149.79	0.99
INLET #1_000335.LAB	3/10/2020	10:13	3,666.31	2.52	0.00	0.03	-0.02	-2.40	149.78	0.99
INLET #1_000336.LAB	3/10/2020	10:14	3,594.34	2.63	0.00	0.03	-0.01	-0.57	149.81	0.99
INLET #1_000337.LAB	3/10/2020	10:15	3,695.47	2.82	0.00	0.03	-0.02	0.27	149.84	0.99
INLET #1_000338.LAB	3/10/2020	10:16	4,135.44	-0.21	0.00	0.01	0.08	-59.78	149.79	0.99
INLET #1_000339.LAB	3/10/2020	10:17	4,884.99	0.26	0.00	0.00	0.08	-41.62	149.81	0.99
INLET #1_000340.LAB	3/10/2020	10:18	5,510.90	-0.06	0.00	0.00	0.05	-35.46	149.77	0.99
INLET #1_000341.LAB	3/10/2020	10:19	5,762.87	-0.08	0.00	0.02	0.03	-25.64	149.78	0.99
INLET #1_000342.LAB	3/10/2020	10:20	5,940.32	0.02	0.00	0.01	0.01	-25.32	149.78	0.99
INLET #1_000343.LAB	3/10/2020	10:21	6,666.43	-0.71	0.00	0.01	-0.06	-21.71	149.78	0.99
INLET #1_000344.LAB	3/10/2020	10:22	6,354.44	-0.34	0.00	0.01	-0.04	-21.52	149.79	0.99
INLET #1_000345.LAB	3/10/2020	10:23	6,069.15	0.04	0.00	0.02	0.00	-24.21	149.77	0.99
INLET #1_000346.LAB	3/10/2020	10:24	5,525.38	-0.41	0.00	-0.01	0.04	-36.91	149.77	0.99
INLET #1_000347.LAB	3/10/2020	10:25	4,512.49	-0.17	0.00	0.00	0.09	-46.13	149.80	0.99
INLET #1_000348.LAB	3/10/2020	10:26	4,130.91	0.01	0.00	0.00	0.09	-60.66	149.80	0.99
INLET #1_000349.LAB	3/10/2020	10:27	3,950.39	3.08	0.00	0.04	-0.02	5.62	149.78	0.99
INLET #1_000350.LAB	3/10/2020	10:28	3,883.29	3.28	0.00	0.03	-0.02	-5.99	149.80	0.99
INLET #1_000351.LAB	3/10/2020	10:29	3,881.88	3.09	0.00	0.04	-0.02	2.03	149.80	0.99
INLET #1_000352.LAB	3/10/2020	10:30	3,863.34	3.19	0.00	0.03	-0.02	-2.07	149.80	0.99
INLET #1_000353.LAB	3/10/2020	10:31	3,839.39	3.07	0.00	0.03	-0.02	0.82	149.81	0.99
INLET #1_000354.LAB	3/10/2020	10:32	3,873.95	2.86	0.00	0.03	-0.01	-5.91	149.79	0.99
INLET #1_000355.LAB	3/10/2020	10:33	3,914.45	3.20	0.00	0.03	-0.02	16.43	149.84	0.99
INLET #1_000356.LAB	3/10/2020	10:34	3,816.84	2.96	0.00	0.03	-0.02	-1.82	149.80	0.99
INLET #1_000357.LAB	3/10/2020	10:35	3,737.46	2.87	0.00	0.03	-0.02	5.41	149.85	0.99
INLET #1_000358.LAB	3/10/2020	10:36	4,364.29	-0.13	0.00	0.00	0.09	-45.21	149.79	0.99
INLET #1_000359.LAB	3/10/2020	10:37	4,555.86	-0.10	0.00	0.00	0.09	-44.30	149.87	0.99
INLET #1_000360.LAB	3/10/2020	10:38	4,456.66	0.00	0.00	0.00	0.09	-45.64	149.81	0.99
INLET #1_000361.LAB	3/10/2020	10:39	4,470.72	0.04	0.00	-0.01	0.10	-44.93	149.79	0.99
INLET #1_000362.LAB	3/10/2020	10:40	4,617.49	-0.19	0.00	0.00	0.10	-42.95	149.79	0.99
INLET #1_000363.LAB	3/10/2020	10:41	4,772.12	-0.18	0.00	0.00	0.09	-42.64	149.81	0.99
INLET #1_000364.LAB	3/10/2020	10:42	5,323.21	-0.03	0.00	-0.01	0.06	-41.22	149.77	0.99
INLET #1_000365.LAB	3/10/2020	10:43	5,384.97	-0.02	0.00	-0.01	0.06	-40.72	149.81	0.99
INLET #1_000366.LAB	3/10/2020	10:44	5,658.21	0.12	0.00	-0.01	0.05	-32.95	149.80	0.99
INLET #1_000367.LAB	3/10/2020	10:45	5,574.02	0.39	0.00	-0.01	0.04	-37.36	149.84	0.99
INLET #1_000368.LAB	3/10/2020	10:46	5,362.59	-0.23	0.00	-0.01	0.06	-40.12	149.79	0.99
INLET #1_000369.LAB	3/10/2020	10:47	4,977.00	-0.02	0.00	0.00	0.08	-45.26	149.80	0.99
INLET #1_000370.LAB	3/10/2020	10:48	4,298.06	0.07	0.00	0.01	0.10	-50.67	149.80	0.99
INLET #1_000371.LAB	3/10/2020	10:49	3,983.21	2.97	0.00	0.03	-0.02	11.99	149.79	0.99
INLET #1_000372.LAB	3/10/2020	10:50	3,833.44	2.89	0.00	0.03	-0.01	-1.22	149.80	0.99
INLET #1_000373.LAB	3/10/2020	10:51	3,745.29	2.68	0.00	0.03	-0.01	6.88	149.80	0.99
INLET #1_000374.LAB	3/10/2020	10:52	9,000.75	-1.32	0.00	0.03	-0.25	-142.10	149.80	0.99
INLET #1_000375.LAB	3/10/2020	10:53	9,271.57	0.94	0.00	0.04	-0.26	-118.04	149.79	0.99
INLET #1_000376.LAB	3/10/2020	10:54	9,160.11	0.52	0.00	0.04	-0.27	-123.53	149.81	0.99
INLET #1_000377.LAB	3/10/2020	10:55	9,279.87	0.51	0.00	0.05	-0.26	-117.69	149.82	0.99
INLET #1_000378.LAB	3/10/2020	10:56	10,832.20	0.34	0.00	0.04	-0.26	-74.00	149.82	0.99
INLET #1_000379.LAB	3/10/2020	10:57	4,745.76	-5.03	0.00	0.04	0.31	67.17	149.84	0.99
INLET #1_000380.LAB	3/10/2020	10:58	2,763.36	2.33	0.00	0.01	-0.01	-59.83	149.80	0.99
INLET #1_000381.LAB	3/10/2020	10:59	2,749.20	2.30	0.00	0.01	-0.01	-57.50	149.78	0.99
INLET #1_000382.LAB	3/10/2020	11:00	2,726.88	2.19	0.00	0.01	-0.01	-60.70	149.77	0.99
INLET #1_000383.LAB	3/10/2020	11:01	2,716.21	2.18	0.00	0.01	-0.01	-61.58	149.79	0.99
INLET #1_000384.LAB	3/10/2020	11:02	3,942.78	0.67	0.00	0.03	-0.02	53.32	149.74	0.99
INLET #1_000385.LAB	3/10/2020	11:03	7,712.87	1.25	0.00	0.03	-0.11	-18.02	149.78	0.99
INLET #1_000386.LAB	3/10/2020	11:04	8,074.80	-1.67	0.00	0.02	-0.25	-171.43	149.76	0.99
INLET #1_000387.LAB	3/10/2020	11:05	8,386.04	-0.97	0.00	0.02	-0.24	-177.62	149.77	0.99
INLET #1_000388.LAB	3/10/2020	11:06	7,982.29	1.49	0.00	0.03	-0.11	-9.17	149.80	0.99
INLET #1_000389.LAB	3/10/2020	11:07	7,044.27	0.75	0.00	0.04	-0.08	-30.46	149.78	0.99

Spectrum	Date	Time	Ethylene o	METHANE	CO2% 150	H2O% 150	SULFUR H	ETHYLENE	Temp (C)	Pressure (Atm)
INLET #1_000390.LAB	3/10/2020	11:08	6,481.37	1.04	0.00	0.04	-0.05	-34.61	149.76	0.99
INLET #1_000391.LAB	3/10/2020	11:09	6,291.03	0.75	0.00	0.04	-0.03	-27.96	149.79	0.99
INLET #1_000392.LAB	3/10/2020	11:10	6,151.59	1.22	0.00	0.02	-0.03	-32.55	149.79	0.99
INLET #1_000393.LAB	3/10/2020	11:11	6,153.89	0.37	0.00	0.04	-0.01	-28.30	149.78	0.99
INLET #1_000394.LAB	3/10/2020	11:12	7,237.72	0.84	0.00	0.03	-0.08	-24.62	149.75	0.99
INLET #1_000395.LAB	3/10/2020	11:13	8,578.12	-0.75	0.00	0.02	-0.25	-176.34	149.77	0.99
INLET #1_000396.LAB	3/10/2020	11:14	8,949.77	-0.92	0.00	0.03	-0.26	-143.33	149.80	0.99
INLET #1_000397.LAB	3/10/2020	11:15	9,170.92	0.36	0.00	0.03	-0.27	-128.51	149.79	0.99
INLET #1_000398.LAB	3/10/2020	11:16	10,135.31	0.14	0.00	0.02	-0.26	-101.01	149.78	0.99
INLET #1_000399.LAB	3/10/2020	11:17	10,904.34	-0.76	0.00	0.02	-0.24	-72.09	149.79	0.99
INLET #1_000400.LAB	3/10/2020	11:18	11,783.63	-1.02	0.00	0.01	-0.21	-79.53	149.81	0.99
INLET #1_000401.LAB	3/10/2020	11:19	11,523.16	1.40	0.00	0.01	-0.25	-75.81	149.82	0.99
INLET #1_000402.LAB	3/10/2020	11:20	10,667.20	0.15	0.00	0.02	-0.22	-82.93	149.81	0.99
INLET #1_000403.LAB	3/10/2020	11:21	8,246.54	-1.02	0.00	0.03	-0.24	-169.02	149.80	0.99
INLET #1_000404.LAB	3/10/2020	11:22	7,399.71	1.10	0.00	0.04	-0.10	-25.32	149.80	0.99
INLET #1_000405.LAB	3/10/2020	11:23	7,231.20	0.16	0.00	0.04	-0.10	-21.61	149.84	0.99
INLET #1_000406.LAB	3/10/2020	11:24	7,168.89	0.53	0.00	0.03	-0.09	-26.52	149.80	0.99
INLET #1_000407.LAB	3/10/2020	11:25	7,138.71	0.42	0.00	0.03	-0.09	-31.97	149.79	0.99
INLET #1_000408.LAB	3/10/2020	11:26	7,156.02	1.25	0.00	0.04	-0.09	-31.66	149.80	0.99
INLET #1_000409.LAB	3/10/2020	11:27	7,311.09	0.48	0.00	0.03	-0.10	-25.99	149.79	0.99
INLET #1_000410.LAB	3/10/2020	11:28	7,129.80	1.34	0.00	0.04	-0.08	-32.71	149.79	0.99
INLET #1_000411.LAB	3/10/2020	11:29	6,622.81	1.24	0.00	0.01	-0.06	-29.91	149.81	0.99
INLET #1_000412.LAB	3/10/2020	11:30	6,171.60	0.16	0.00	0.05	-0.03	-31.88	149.78	0.99
INLET #1_000413.LAB	3/10/2020	11:31	6,050.40	0.97	0.00	0.04	0.01	-31.61	149.77	0.99
INLET #1_000414.LAB	3/10/2020	11:32	6,802.67	0.76	0.00	0.04	-0.07	-35.43	149.79	0.99
INLET #1_000415.LAB	3/10/2020	11:33	6,928.53	0.74	0.00	0.04	-0.07	-32.11	149.77	0.99
INLET #1_000416.LAB	3/10/2020	11:34	6,988.57	0.53	0.00	0.04	-0.08	-34.84	149.80	0.99
INLET #1_000417.LAB	3/10/2020	11:35	7,046.99	1.13	0.00	0.04	-0.08	-31.96	149.77	0.99
INLET #1_000418.LAB	3/10/2020	11:36	7,083.08	1.19	0.00	0.04	-0.09	-31.10	149.79	0.99
INLET #1_000419.LAB	3/10/2020	11:37	7,105.64	0.87	0.00	0.04	-0.09	-30.89	149.82	0.99
INLET #1_000420.LAB	3/10/2020	11:38	7,316.29	0.64	0.00	0.04	-0.10	-25.30	149.85	0.99
INLET #1_000421.LAB	3/10/2020	11:39	7,822.44	0.52	0.00	0.04	-0.11	-18.19	149.82	0.99
INLET #1_000422.LAB	3/10/2020	11:40	8,186.21	-0.17	0.00	0.02	-0.25	-177.79	149.80	0.99
INLET #1_000423.LAB	3/10/2020	11:41	8,369.37	-0.40	0.00	0.02	-0.25	-174.57	149.80	0.99
INLET #1_000424.LAB	3/10/2020	11:42	8,335.08	-0.76	0.00	0.03	-0.26	-173.77	149.80	0.99
INLET #1_000425.LAB	3/10/2020	11:43	7,358.02	0.71	0.00	0.03	-0.09	-23.92	149.80	0.99
INLET #1_000426.LAB	3/10/2020	11:44	6,452.10	0.27	0.00	0.04	-0.04	-33.41	149.81	0.99
INLET #1_000427.LAB	3/10/2020	11:45	6,227.54	0.69	0.00	0.04	-0.02	-30.39	149.82	0.99
INLET #1_000428.LAB	3/10/2020	11:46	6,175.82	0.55	0.00	0.04	-0.01	-30.29	149.82	0.99
INLET #1_000429.LAB	3/10/2020	11:47	6,128.34	0.34	0.00	0.04	-0.01	-28.53	149.83	0.99
INLET #1_000430.LAB	3/10/2020	11:48	6,124.04	0.65	0.00	0.04	-0.02	-29.55	149.84	0.99
INLET #1_000431.LAB	3/10/2020	11:49	6,159.55	0.63	0.00	0.05	-0.02	-31.83	149.78	0.99
INLET #1_000432.LAB	3/10/2020	11:50	6,275.11	0.12	0.00	0.04	-0.03	-26.80	149.80	0.99
INLET #1_000433.LAB	3/10/2020	11:51	6,395.87	0.51	0.00	0.04	-0.04	-30.57	149.76	0.99
INLET #1_000434.LAB	3/10/2020	11:52	7,050.83	0.67	0.00	0.04	-0.09	-31.14	149.80	0.99
INLET #1_000435.LAB	3/10/2020	11:53	7,519.33	1.85	0.00	0.04	-0.10	-24.95	149.78	0.99
INLET #1_000436.LAB	3/10/2020	11:54	7,859.90	1.09	0.00	0.03	-0.12	-18.55	149.80	0.99
INLET #1_000437.LAB	3/10/2020	11:55	7,981.40	0.80	0.00	0.03	-0.11	-16.21	149.80	0.99
INLET #1_000438.LAB	3/10/2020	11:56	7,954.28	0.48	0.00	0.03	-0.12	-13.90	149.79	0.99
INLET #1_000439.LAB	3/10/2020	11:57	7,968.28	0.71	0.00	0.03	-0.12	-18.48	149.79	0.99
INLET #1_000440.LAB	3/10/2020	11:58	8,020.93	0.57	0.00	0.03	-0.12	-15.90	149.80	0.99
INLET #1_000441.LAB	3/10/2020	11:59	7,939.43	0.30	0.00	0.03	-0.12	-16.93	149.78	0.99
INLET #1_000442.LAB	3/10/2020	12:00	7,131.86	1.16	0.00	0.04	-0.09	-30.97	149.77	0.99
INLET #1_000443.LAB	3/10/2020	12:01	7,279.36	1.36	0.00	0.04	-0.09	-26.83	149.80	0.99
INLET #1_000444.LAB	3/10/2020	12:02	7,826.14	1.32	0.00	0.04	-0.11	-18.20	149.79	0.99
INLET #1_000445.LAB	3/10/2020	12:03	8,823.53	0.60	0.00	0.04	-0.20	-158.08	149.78	0.99
INLET #1_000446.LAB	3/10/2020	12:04	8,286.71	0.07	0.00	0.04	-0.26	-179.32	149.78	0.99
INLET #1_000447.LAB	3/10/2020	12:05	8,137.78	-0.23	0.00	0.04	-0.25	-172.78	149.80	0.99
INLET #1_000448.LAB	3/10/2020	12:06	7,302.43	1.62	0.00	0.04	-0.09	-27.41	149.77	0.99
INLET #1_000449.LAB	3/10/2020	12:07	6,936.17	0.73	0.00	0.05	-0.08	-34.70	149.84	0.99
INLET #1_000450.LAB	3/10/2020	12:08	6,886.60	1.47	0.00	0.02	-0.07	-30.70	149.81	0.99
INLET #1_000451.LAB	3/10/2020	12:09	6,828.04	0.87	0.00	0.05	-0.07	-35.90	149.85	0.99
INLET #1_000452.LAB	3/10/2020	12:10	6,928.15	1.15	0.00	0.02	-0.07	-33.32	149.82	0.99
INLET #1_000453.LAB	3/10/2020	12:11	7,866.05	1.63	0.00	0.04	-0.12	-20.95	149.83	0.99
INLET #1_000454.LAB	3/10/2020	12:12	8,000.23	1.37	0.00	0.04	-0.12	-22.14	149.77	0.99
INLET #1_000455.LAB	3/10/2020	12:13	7,777.26	1.91	0.00	0.04	-0.11	-19.41	149.80	0.99
INLET #1_000456.LAB	3/10/2020	12:14	7,444.10	1.54	0.00	0.04	-0.10	-29.61	149.80	0.99
INLET #1_000457.LAB	3/10/2020	12:15	7,414.67	1.54	0.00	0.05	-0.10	-25.34	149.78	0.99
INLET #1_000458.LAB	3/10/2020	12:16	7,507.94	0.05	0.00	0.04	-0.10	-19.20	149.77	0.99
INLET #1_000459.LAB	3/10/2020	12:17	7,660.82	1.45	0.00	0.04	-0.11	-24.89	149.82	0.99
INLET #1_000460.LAB	3/10/2020	12:18	7,599.75	1.31	0.00	0.04	-0.11	-26.37	149.82	0.99
INLET #1_000461.LAB	3/10/2020	12:19	7,571.16	1.57	0.00	0.05	-0.10	-21.51	149.82	0.99
INLET #1_000462.LAB	3/10/2020	12:20	7,615.63	2.07	0.00	0.04	-0.11	-24.98	149.82	0.99
INLET #1_000463.LAB	3/10/2020	12:21	7,608.03	1.35	0.00	0.04	-0.10	-25.13	149.77	0.99
INLET #1_000464.LAB	3/10/2020	12:22	7,095.91	0.83	0.00	0.05	-0.09	-33.27	149.81	0.99

Spectrum	Date	Time	Ethylene o	METHANE	CO2% 150	H2O% 150	SULFUR H	ETHYLENE	Temp (C)	Pressure (Atm)
INLET #1_000465.LAB	3/10/2020	12:23	6,765.19	1.45	0.00	0.02	-0.07	-35.72	149.80	0.99
INLET #1_000466.LAB	3/10/2020	12:24	6,843.30	1.82	0.00	0.02	-0.08	-33.92	149.80	0.99
INLET #1_000467.LAB	3/10/2020	12:25	6,944.98	0.83	0.00	0.01	-0.08	-33.11	149.81	0.99
INLET #1_000468.LAB	3/10/2020	12:26	6,888.25	2.01	0.00	0.02	-0.07	-29.39	149.81	0.99
INLET #1_000469.LAB	3/10/2020	12:27	6,875.12	1.33	0.00	0.02	-0.08	-33.25	149.82	0.99
INLET #1_000470.LAB	3/10/2020	12:28	6,576.67	1.00	0.00	0.02	-0.06	-33.85	149.84	0.99
INLET #1_000471.LAB	3/10/2020	12:29	6,122.24	1.61	0.00	0.02	0.00	-33.91	149.84	0.99
INLET #1_000472.LAB	3/10/2020	12:30	5,976.83	0.97	0.00	0.06	0.01	-31.71	149.80	0.99
INLET #1_000473.LAB	3/10/2020	12:31	5,908.55	0.81	0.00	0.02	0.01	-33.19	149.80	0.99
INLET #1_000474.LAB	3/10/2020	12:32	5,876.19	0.32	0.00	0.05	0.02	-31.19	149.82	0.99
INLET #1_000475.LAB	3/10/2020	12:33	6,221.90	0.38	0.00	0.05	-0.01	-30.84	149.82	0.99
INLET #1_000476.LAB	3/10/2020	12:34	6,347.42	0.73	0.00	0.05	-0.02	-29.82	149.80	0.99
INLET #1_000477.LAB	3/10/2020	12:35	6,309.54	1.11	0.00	0.02	-0.02	-32.53	149.81	0.99
INLET #1_000478.LAB	3/10/2020	12:36	6,079.62	1.05	0.00	0.02	0.00	-33.35	149.82	0.99
INLET #1_000479.LAB	3/10/2020	12:37	5,971.48	1.05	0.00	0.02	0.02	-35.88	149.83	0.99
INLET #1_000480.LAB	3/10/2020	12:38	5,953.22	1.02	0.00	0.02	0.02	-33.16	149.80	0.99
INLET #1_000481.LAB	3/10/2020	12:39	5,965.91	1.08	0.00	0.02	0.01	-35.08	149.83	0.99
INLET #1_000482.LAB	3/10/2020	12:40	6,076.07	1.32	0.00	0.02	0.00	-32.79	149.82	0.99
INLET #1_000483.LAB	3/10/2020	12:41	5,994.46	1.34	0.00	0.02	0.01	-33.89	149.80	0.99
INLET #1_000484.LAB	3/10/2020	12:42	6,006.48	0.86	0.00	0.02	0.00	-35.25	149.85	0.99
INLET #1_000485.LAB	3/10/2020	12:43	6,022.02	0.96	0.00	0.02	0.00	-34.35	149.84	0.99
INLET #1_000486.LAB	3/10/2020	12:44	5,907.31	1.20	0.00	0.02	0.02	-33.27	149.81	0.99
INLET #1_000487.LAB	3/10/2020	12:45	5,868.59	0.55	0.00	0.02	0.02	-34.76	149.82	0.99
INLET #1_000488.LAB	3/10/2020	12:46	6,684.22	1.19	0.00	0.02	-0.06	-34.38	149.83	0.99
INLET #1_000489.LAB	3/10/2020	12:47	7,737.84	0.61	0.00	0.04	-0.11	-20.59	149.88	0.99
INLET #1_000490.LAB	3/10/2020	12:48	8,577.30	-0.77	0.00	0.02	-0.26	-174.81	149.84	0.99
INLET #1_000491.LAB	3/10/2020	12:49	8,649.67	-0.50	0.00	0.03	-0.26	-176.01	149.85	0.99
INLET #1_000492.LAB	3/10/2020	12:50	8,709.25	-0.53	0.00	0.03	-0.26	-173.16	149.82	0.99
INLET #1_000493.LAB	3/10/2020	12:51	9,107.13	0.04	0.00	0.03	-0.27	-128.05	149.83	0.99
INLET #1_000494.LAB	3/10/2020	12:52	9,144.40	1.26	0.00	0.03	-0.27	-123.66	149.88	0.99
INLET #1_000495.LAB	3/10/2020	12:53	8,563.54	-1.08	0.00	0.03	-0.25	-173.64	149.80	0.99
INLET #1_000496.LAB	3/10/2020	12:54	6,987.40	1.03	0.00	0.04	-0.07	-35.14	149.81	0.99
INLET #1_000497.LAB	3/10/2020	12:55	6,389.72	1.06	0.00	0.01	-0.03	-34.60	149.84	0.99
INLET #1_000498.LAB	3/10/2020	12:56	6,136.15	1.70	0.00	0.02	0.00	-33.39	149.85	0.99
INLET #1_000499.LAB	3/10/2020	12:57	5,904.62	0.87	0.00	0.02	0.01	-32.69	149.82	0.99
INLET #1_000500.LAB	3/10/2020	12:58	5,762.65	0.95	0.00	0.02	0.03	-33.28	149.80	0.99
INLET #1_000501.LAB	3/10/2020	12:59	5,559.25	0.79	0.00	0.02	0.05	-40.47	149.82	0.99
INLET #1_000502.LAB	3/10/2020	13:00	5,486.60	0.58	0.00	0.02	0.06	-40.33	149.79	0.99
INLET #1_000503.LAB	3/10/2020	13:01	5,440.60	0.35	0.00	0.02	0.06	-42.65	149.82	0.99
INLET #1_000504.LAB	3/10/2020	13:02	5,503.72	0.86	0.00	0.03	0.06	-38.87	149.81	0.99
INLET #1_000505.LAB	3/10/2020	13:03	5,521.49	0.73	0.00	0.02	0.05	-39.03	149.80	0.99
INLET #1_000506.LAB	3/10/2020	13:04	5,487.05	0.56	0.00	0.03	0.07	-39.44	149.81	0.99
INLET #1_000507.LAB	3/10/2020	13:05	5,886.41	1.10	0.00	0.02	0.01	-35.08	149.83	0.99
INLET #1_000508.LAB	3/10/2020	13:06	6,087.97	0.54	0.00	0.01	0.00	-34.51	149.81	0.99
INLET #1_000509.LAB	3/10/2020	13:07	6,077.41	0.47	0.00	0.02	0.00	-34.54	149.84	0.99
INLET #1_000510.LAB	3/10/2020	13:08	6,083.60	0.88	0.00	0.02	0.00	-35.20	149.79	0.99
INLET #1_000511.LAB	3/10/2020	13:09	6,311.41	1.37	0.00	0.01	-0.02	-36.09	149.84	0.99
INLET #1_000512.LAB	3/10/2020	13:10	6,544.21	1.11	0.00	0.01	-0.05	-34.58	149.81	0.99
INLET #1_000513.LAB	3/10/2020	13:11	6,561.29	1.30	0.00	0.00	-0.06	-34.76	149.87	0.99
INLET #1_000514.LAB	3/10/2020	13:12	6,479.76	0.68	0.00	0.01	-0.04	-31.89	149.82	0.99
INLET #1_000515.LAB	3/10/2020	13:13	6,542.15	0.84	0.00	0.01	-0.05	-36.80	149.84	0.99
INLET #1_000516.LAB	3/10/2020	13:14	6,660.93	1.32	0.00	0.01	-0.06	-31.85	149.87	0.99
INLET #1_000517.LAB	3/10/2020	13:15	6,698.62	0.95	0.00	0.04	-0.07	-36.52	149.82	0.99
INLET #1_000518.LAB	3/10/2020	13:16	5,981.94	0.64	0.00	0.02	0.01	-32.89	149.84	0.99
INLET #1_000519.LAB	3/10/2020	13:17	5,334.94	1.13	0.00	0.02	0.07	-44.56	149.87	0.99
INLET #1_000520.LAB	3/10/2020	13:18	5,133.69	0.66	0.00	0.02	0.08	-48.45	149.84	0.99
INLET #1_000521.LAB	3/10/2020	13:19	4,979.00	0.69	0.00	0.02	0.10	-49.34	149.88	0.99
INLET #1_000522.LAB	3/10/2020	13:20	4,921.70	0.29	0.00	0.02	0.10	-44.46	149.84	0.99
INLET #1_000523.LAB	3/10/2020	13:21	4,821.05	0.87	0.00	0.02	0.10	-43.03	149.84	0.99
INLET #1_000524.LAB	3/10/2020	13:22	4,712.36	0.51	0.00	0.02	0.09	-48.06	149.82	0.99
INLET #1_000525.LAB	3/10/2020	13:23	4,672.11	0.68	0.00	0.03	0.10	-53.48	149.83	0.99
INLET #1_000526.LAB	3/10/2020	13:24	4,654.17	0.55	0.00	0.03	0.09	-48.71	149.80	0.99
INLET #1_000528.LAB	3/10/2020	13:26	4,662.20	0.96	0.00	0.02	0.10	-48.42	149.80	0.99
INLET #1_000529.LAB	3/10/2020	13:27	4,702.70	0.85	0.00	0.02	0.10	-50.95	149.80	0.99
INLET #1_000530.LAB	3/10/2020	13:28	4,997.27	0.53	0.00	0.02	0.10	-47.87	149.80	0.99
INLET #1_000531.LAB	3/10/2020	13:29	5,137.98	0.63	0.00	0.02	0.09	-49.35	149.85	0.99
INLET #1_000532.LAB	3/10/2020	13:30	5,070.70	0.63	0.00	0.02	0.11	-47.97	149.84	0.99
INLET #1_000533.LAB	3/10/2020	13:31	5,080.40	0.54	0.00	0.03	0.11	-49.36	149.85	0.99
INLET #1_000534.LAB	3/10/2020	13:32	5,236.79	0.93	0.00	0.02	0.06	-47.50	149.83	0.99
INLET #1_000535.LAB	3/10/2020	13:33	5,241.90	1.20	0.00	0.02	0.08	-47.62	149.80	0.99
INLET #1_000536.LAB	3/10/2020	13:34	5,231.22	1.19	0.00	0.02	0.08	-48.07	149.82	0.99
INLET #1_000537.LAB	3/10/2020	13:35	5,203.93	0.57	0.00	0.02	0.08	-47.43	149.82	0.99
INLET #1_000538.LAB	3/10/2020	13:36	5,224.71	0.87	0.00	0.02	0.08	-45.68	149.86	0.99
INLET #1_000539.LAB	3/10/2020	13:37	5,216.91	0.81	0.00	0.02	0.07	-50.11	149.78	0.99
INLET #1_000540.LAB	3/10/2020	13:38	5,091.05	0.38	0.00	0.02	0.10	-46.34	149.81	0.99

Spectrum	Date	Time	Ethylene o	METHANE	CO2% 150	H2O% 150	SULFUR H	ETHYLENE	Temp (C)	Pressure (Atm)
INLET #1_000541.LAB	3/10/2020	13:39	4,531.34	0.47	0.00	0.03	0.09	-49.21	149.82	0.99
INLET #1_000542.LAB	3/10/2020	13:40	4,324.09	0.44	0.00	0.03	0.10	-49.45	149.83	0.99
INLET #1_000543.LAB	3/10/2020	13:41	4,357.43	0.49	0.00	0.03	0.09	-58.10	149.80	0.99
INLET #1_000544.LAB	3/10/2020	13:42	4,410.29	0.61	0.00	0.03	0.09	-52.84	149.80	0.99
INLET #1_000545.LAB	3/10/2020	13:43	4,438.00	0.54	0.00	0.03	0.10	-51.17	149.84	0.99
INLET #1_000546.LAB	3/10/2020	13:44	4,394.36	0.72	0.00	0.03	0.09	-54.09	149.85	0.99
INLET #1_000547.LAB	3/10/2020	13:45	4,365.95	0.31	0.00	0.03	0.09	-50.95	149.87	0.99
INLET #1_000548.LAB	3/10/2020	13:46	4,347.75	0.34	0.00	0.03	0.09	-50.81	149.94	0.99
INLET #1_000549.LAB	3/10/2020	13:47	4,357.16	0.63	0.00	0.03	0.09	-57.29	149.85	0.99
INLET #1_000550.LAB	3/10/2020	13:48	4,418.29	1.07	0.00	0.03	0.10	-50.93	149.79	0.99
INLET #1_000551.LAB	3/10/2020	13:49	4,372.46	0.24	0.00	0.03	0.09	-53.85	149.80	0.99
INLET #1_000552.LAB	3/10/2020	13:50	4,472.05	0.59	0.00	0.03	0.10	-54.20	149.81	0.99
INLET #1_000553.LAB	3/10/2020	13:51	4,549.37	0.68	0.00	0.02	0.10	-51.51	149.82	0.99
INLET #1_000554.LAB	3/10/2020	13:52	5,084.24	0.89	0.00	0.03	0.10	-53.71	149.85	0.99
INLET #1_000555.LAB	3/10/2020	13:53	5,040.98	0.72	0.00	0.03	0.10	-53.99	149.83	0.99
INLET #1_000556.LAB	3/10/2020	13:54	5,084.32	0.47	0.00	0.03	0.10	-48.77	149.78	0.99
INLET #1_000557.LAB	3/10/2020	13:55	5,102.09	1.15	0.00	0.03	0.10	-53.13	149.77	0.99
INLET #1_000558.LAB	3/10/2020	13:56	5,111.98	1.09	0.00	0.02	0.09	-53.22	149.75	0.99
INLET #1_000559.LAB	3/10/2020	13:57	5,134.51	0.53	0.00	0.03	0.09	-51.88	149.80	0.99
INLET #1_000560.LAB	3/10/2020	13:58	5,212.29	0.87	0.00	0.03	0.08	-49.32	149.84	0.99
INLET #1_000561.LAB	3/10/2020	13:59	5,288.27	0.17	0.00	0.03	0.08	-45.56	149.77	0.99
INLET #1_000562.LAB	3/10/2020	14:00	5,240.52	0.79	0.00	0.02	0.08	-51.00	149.78	0.99
INLET #1_000563.LAB	3/10/2020	14:01	4,734.84	0.81	0.00	0.03	0.10	-52.16	149.76	0.99
INLET #1_000564.LAB	3/10/2020	14:02	4,473.91	1.00	0.00	0.03	0.10	-54.00	149.75	0.99
INLET #1_000565.LAB	3/10/2020	14:03	4,460.26	0.55	0.00	0.04	0.09	-53.26	149.78	0.99
INLET #1_000566.LAB	3/10/2020	14:04	4,414.42	0.13	0.00	0.03	0.10	-54.27	149.77	0.99
INLET #1_000567.LAB	3/10/2020	14:05	4,412.59	-0.04	0.00	0.03	0.10	-56.31	149.78	0.99
INLET #1_000568.LAB	3/10/2020	14:06	4,313.69	0.63	0.00	0.03	0.09	-55.32	149.77	0.99
INLET #1_000569.LAB	3/10/2020	14:07	4,206.74	0.33	0.00	0.04	0.09	-54.43	149.77	0.99
INLET #1_000570.LAB	3/10/2020	14:08	4,178.93	0.30	0.00	0.04	0.09	-56.37	149.80	0.99
INLET #1_000571.LAB	3/10/2020	14:09	4,371.67	0.10	0.00	0.03	0.09	-53.58	149.76	0.99
INLET #1_000572.LAB	3/10/2020	14:10	4,526.09	0.94	0.00	0.03	0.09	-52.92	149.76	0.99
INLET #1_000573.LAB	3/10/2020	14:11	4,489.09	0.63	0.00	0.03	0.10	-54.42	149.77	0.99
INLET #1_000574.LAB	3/10/2020	14:12	4,552.60	0.91	0.00	0.03	0.09	-52.89	149.78	0.99
INLET #1_000575.LAB	3/10/2020	14:13	4,613.63	1.17	0.00	0.04	0.10	-51.61	149.78	0.99
INLET #1_000576.LAB	3/10/2020	14:14	4,567.10	0.38	0.00	0.03	0.10	-54.64	149.78	0.99
INLET #1_000577.LAB	3/10/2020	14:15	4,523.72	0.93	0.00	0.03	0.09	-51.36	149.81	0.99
INLET #1_000578.LAB	3/10/2020	14:16	4,536.68	0.80	0.00	0.03	0.10	-51.93	149.81	0.99
INLET #1_000579.LAB	3/10/2020	14:17	4,545.38	0.59	0.00	0.03	0.09	-53.25	149.82	0.99
INLET #1_000580.LAB	3/10/2020	14:18	4,539.95	0.67	0.00	0.03	0.09	-50.22	149.78	0.99
INLET #1_000581.LAB	3/10/2020	14:19	4,536.13	0.63	0.00	0.03	0.10	-55.19	149.79	0.99
INLET #1_000582.LAB	3/10/2020	14:20	4,541.87	0.62	0.00	0.03	0.10	-52.55	149.79	0.99
INLET #1_000583.LAB	3/10/2020	14:21	4,631.91	0.71	0.00	0.03	0.10	-50.70	149.81	0.99
INLET #1_000584.LAB	3/10/2020	14:22	4,703.17	0.41	0.00	0.03	0.10	-51.21	149.83	0.99
INLET #1_000585.LAB	3/10/2020	14:23	4,515.19	0.38	0.00	0.03	0.09	-51.26	149.79	0.99
INLET #1_000586.LAB	3/10/2020	14:24	4,131.38	0.55	0.00	0.04	0.09	-55.26	149.78	0.99
INLET #1_000587.LAB	3/10/2020	14:25	4,086.68	0.69	0.00	0.04	0.09	-58.83	149.80	0.99
INLET #1_000588.LAB	3/10/2020	14:26	4,053.36	0.27	0.00	0.04	0.09	-55.25	149.80	0.99
INLET #1_000589.LAB	3/10/2020	14:27	4,074.36	0.72	0.00	0.04	0.09	-60.09	149.79	0.99
INLET #1_000590.LAB	3/10/2020	14:28	4,039.23	0.40	0.00	0.04	0.09	-60.46	149.82	0.99
INLET #1_000591.LAB	3/10/2020	14:29	3,963.66	3.48	0.00	0.06	-0.02	-4.31	149.79	0.99
INLET #1_000592.LAB	3/10/2020	14:30	3,887.14	3.78	0.00	0.06	-0.01	-10.07	149.80	0.99
INLET #1_000593.LAB	3/10/2020	14:31	3,922.77	3.13	0.00	0.07	-0.01	-5.72	149.78	0.99
INLET #1_000594.LAB	3/10/2020	14:32	4,000.26	0.17	0.00	0.04	0.09	-60.31	149.78	0.99
INLET #1_000595.LAB	3/10/2020	14:33	5,073.47	0.75	0.00	0.04	0.06	-34.24	149.75	0.99
INLET #1_000596.LAB	3/10/2020	14:34	6,092.85	1.73	0.00	0.04	0.01	-36.23	149.73	0.99
INLET #1_000597.LAB	3/10/2020	14:35	6,180.35	0.75	0.00	0.06	-0.01	-34.01	149.79	0.99
INLET #1_000598.LAB	3/10/2020	14:36	6,115.87	1.69	0.00	0.05	0.00	-36.04	149.79	0.99
INLET #1_000599.LAB	3/10/2020	14:37	6,064.75	1.85	0.00	0.05	0.00	-37.68	149.80	0.99
INLET #1_000600.LAB	3/10/2020	14:38	6,047.71	1.77	0.00	0.05	0.01	-41.78	149.81	0.99
INLET #1_000601.LAB	3/10/2020	14:39	6,056.01	2.22	0.00	0.05	0.01	-37.03	149.80	0.99
INLET #1_000602.LAB	3/10/2020	14:40	6,040.73	1.24	0.00	0.05	0.01	-38.96	149.85	0.99
INLET #1_000603.LAB	3/10/2020	14:41	6,063.63	2.38	0.00	0.04	0.00	-37.37	149.82	0.99
INLET #1_000604.LAB	3/10/2020	14:42	6,150.38	0.81	0.00	0.07	-0.01	-30.68	149.78	0.99
INLET #1_000605.LAB	3/10/2020	14:43	6,255.92	1.75	0.00	0.04	-0.03	-39.54	149.83	0.99
INLET #1_000606.LAB	3/10/2020	14:44	5,994.27	1.02	0.00	0.05	0.01	-36.55	149.82	0.99
INLET #1_000607.LAB	3/10/2020	14:45	5,459.92	0.88	0.00	0.05	0.06	-41.38	149.85	0.99
INLET #1_000608.LAB	3/10/2020	14:46	5,514.74	0.62	0.00	0.05	0.06	-43.46	149.80	0.99
INLET #1_000609.LAB	3/10/2020	14:47	5,477.32	1.48	0.00	0.05	0.06	-40.34	149.81	0.99
INLET #1_000610.LAB	3/10/2020	14:48	5,405.40	1.12	0.00	0.05	0.07	-42.97	149.78	0.99
INLET #1_000611.LAB	3/10/2020	14:49	5,341.41	1.43	0.00	0.05	0.08	-43.93	149.80	0.99
INLET #1_000612.LAB	3/10/2020	14:50	5,269.05	1.09	0.00	0.05	0.08	-46.39	149.82	0.99
INLET #1_000613.LAB	3/10/2020	14:51	5,162.66	1.42	0.00	0.05	0.10	-50.78	149.81	0.99
INLET #1_000614.LAB	3/10/2020	14:52	5,211.61	0.74	0.00	0.05	0.08	-50.93	149.81	0.99
INLET #1_000615.LAB	3/10/2020	14:53	5,314.40	1.07	0.00	0.05	0.07	-45.73	149.81	0.99

Spectrum	Date	Time	Ethylene o	METHANE	CO2% 150(	H2O% 150(	SULFUR H	ETHYLENE	Temp (C)	Pressure (Atm)
INLET #1_000616.LAB	3/10/2020	14:54	5,524.51	0.85	0.00	0.05	0.06	-41.59	149.81	0.99
INLET #1_000617.LAB	3/10/2020	14:55	5,471.37	1.37	0.00	0.05	0.06	-41.81	149.78	0.99
INLET #1_000618.LAB	3/10/2020	14:56	5,569.27	1.32	0.00	0.05	0.05	-42.08	149.80	0.99
INLET #1_000619.LAB	3/10/2020	14:57	5,582.77	0.65	0.00	0.05	0.05	-41.00	149.80	0.99
INLET #1_000620.LAB	3/10/2020	14:58	5,521.94	1.60	0.00	0.04	0.06	-39.11	149.83	0.99
INLET #1_000621.LAB	3/10/2020	14:59	5,478.29	1.57	0.00	0.05	0.07	-42.19	149.82	0.99
INLET #1_000622.LAB	3/10/2020	15:00	5,451.08	0.89	0.00	0.05	0.07	-42.28	149.84	0.99
INLET #1_000623.LAB	3/10/2020	15:01	5,440.51	1.11	0.00	0.05	0.07	-45.88	149.83	0.99
INLET #1_000624.LAB	3/10/2020	15:02	5,411.87	0.70	0.00	0.05	0.07	-44.00	149.77	0.99
INLET #1_000625.LAB	3/10/2020	15:03	950.79	-1.53	0.00	0.02	0.03	113.72	149.80	0.99
INLET #1_000626.LAB	3/10/2020	15:04	0.87	-0.02	0.00	0.00	0.00	-25.42	149.83	1.00
INLET #1_000627.LAB	3/10/2020	15:05	0.61	-0.33	0.00	0.00	0.00	-25.38	149.84	1.00
INLET #1_000628.LAB	3/10/2020	15:06	0.45	-0.18	0.00	0.00	0.00	-25.38	149.85	1.00
INLET #1_000629BKG.LAB	3/10/2020	15:07	0.00	0.00	0.00	0.00	0.00	0.00	149.81	1.00
INLET #1_000630.LAB	3/10/2020	15:08	0.09	-0.05	0.00	0.00	0.00	0.08	149.82	1.00
INLET #1_000631.LAB	3/10/2020	15:09	2,852.31	-0.25	0.00	0.05	-0.21	207.48	149.80	0.99
INLET #1_000632.LAB	3/10/2020	15:10	4,874.15	0.58	0.00	0.05	0.10	-35.03	149.81	0.99
INLET #1_000633.LAB	3/10/2020	15:11	4,809.04	0.68	0.00	0.07	0.10	-27.86	149.83	0.99
INLET #1_000634.LAB	3/10/2020	15:12	4,759.20	0.95	0.00	0.07	0.11	-30.01	149.82	0.99
INLET #1_000635.LAB	3/10/2020	15:13	4,973.58	1.34	0.00	0.06	0.09	-34.67	149.82	0.99
INLET #1_000636.LAB	3/10/2020	15:14	6,066.05	1.94	0.00	0.09	0.00	-22.98	149.83	0.99
INLET #1_000637.LAB	3/10/2020	15:15	6,131.63	1.34	0.00	0.09	0.00	-22.08	149.84	0.99
INLET #1_000638.LAB	3/10/2020	15:16	6,169.84	0.84	0.00	0.09	-0.01	-20.14	149.83	0.99
INLET #1_000639.LAB	3/10/2020	15:17	6,288.60	1.77	0.00	0.09	-0.03	-27.98	149.81	0.99
INLET #1_000640.LAB	3/10/2020	15:18	6,385.40	1.64	0.00	0.09	-0.03	-27.48	149.84	0.99
INLET #1_000641.LAB	3/10/2020	15:19	6,401.90	1.84	0.00	0.09	-0.03	-30.38	149.85	0.99
INLET #1_000642.LAB	3/10/2020	15:20	6,422.85	1.51	0.00	0.09	-0.03	-27.98	149.84	0.99
INLET #1_000643.LAB	3/10/2020	15:21	6,434.75	1.91	0.00	0.09	-0.04	-28.56	149.83	0.99
INLET #1_000644.LAB	3/10/2020	15:22	6,438.86	1.91	0.00	0.09	-0.05	-26.54	149.81	0.99
INLET #1_000645.LAB	3/10/2020	15:23	6,460.90	2.57	0.00	0.09	-0.04	-28.50	149.82	0.99
INLET #1_000646.LAB	3/10/2020	15:24	6,481.68	1.84	0.00	0.09	-0.05	-32.59	149.84	0.99
INLET #1_000647.LAB	3/10/2020	15:25	6,522.23	1.54	0.00	0.09	-0.04	-28.37	149.88	0.99
INLET #1_000648.LAB	3/10/2020	15:26	6,563.90	1.36	0.00	0.09	-0.05	-31.49	149.86	0.99
INLET #1_000649.LAB	3/10/2020	15:27	6,858.70	2.20	0.00	0.09	-0.07	-29.10	149.91	0.99
INLET #1_000650.LAB	3/10/2020	15:28	7,052.39	1.76	0.00	0.08	-0.08	-21.81	149.88	0.99
INLET #1_000651.LAB	3/10/2020	15:29	6,831.02	2.06	0.00	0.08	-0.06	-27.90	149.81	0.99
INLET #1_000652.LAB	3/10/2020	15:30	5,995.99	1.57	0.00	0.09	0.02	-22.13	149.85	0.99
INLET #1_000653.LAB	3/10/2020	15:31	5,747.15	1.05	0.00	0.09	0.04	-20.61	149.83	0.99
INLET #1_000654.LAB	3/10/2020	15:32	5,694.27	1.13	0.00	0.09	0.03	-21.86	149.83	0.99
INLET #1_000655.LAB	3/10/2020	15:33	5,650.90	1.44	0.00	0.09	0.04	-22.37	149.83	0.99
INLET #1_000656.LAB	3/10/2020	15:34	5,619.98	1.34	0.00	0.09	0.05	-21.97	149.81	0.99
INLET #1_000657.LAB	3/10/2020	15:35	5,600.14	1.61	0.00	0.09	0.05	-21.35	149.81	0.99
INLET #1_000658.LAB	3/10/2020	15:36	5,596.63	1.57	0.00	0.10	0.05	-23.19	149.80	0.99
INLET #1_000659.LAB	3/10/2020	15:37	5,946.95	1.14	0.00	0.09	0.04	-22.94	149.81	0.99
INLET #1_000660.LAB	3/10/2020	15:38	6,237.53	1.41	0.00	0.09	-0.02	-28.40	149.78	0.99
INLET #1_000661.LAB	3/10/2020	15:39	6,326.54	1.97	0.00	0.09	-0.02	-31.10	149.80	0.99
INLET #1_000662.LAB	3/10/2020	15:40	6,440.32	0.85	0.00	0.09	-0.03	-27.04	149.79	0.99
INLET #1_000663.LAB	3/10/2020	15:41	6,448.68	1.27	0.00	0.10	-0.04	-32.44	149.81	0.99
INLET #1_000664.LAB	3/10/2020	15:42	6,463.44	1.30	0.00	0.10	-0.04	-29.17	149.81	0.99
INLET #1_000665.LAB	3/10/2020	15:43	6,488.58	1.75	0.00	0.10	-0.04	-26.36	149.81	0.99
INLET #1_000666.LAB	3/10/2020	15:44	6,519.88	1.51	0.00	0.10	-0.04	-28.43	149.93	0.99
INLET #1_000667.LAB	3/10/2020	15:45	6,562.98	1.73	0.00	0.09	-0.06	-31.76	149.94	0.99
INLET #1_000668.LAB	3/10/2020	15:46	6,611.50	2.01	0.00	0.10	-0.06	-34.24	149.86	0.99
INLET #1_000669.LAB	3/10/2020	15:47	6,769.61	1.61	0.00	0.10	-0.06	-32.53	149.77	0.99
INLET #1_000670.LAB	3/10/2020	15:48	6,584.87	1.71	0.00	0.09	-0.06	-30.74	149.77	0.99
INLET #1_000671.LAB	3/10/2020	15:49	6,856.95	2.17	0.00	0.09	-0.07	-30.90	149.79	0.99
INLET #1_000672.LAB	3/10/2020	15:50	7,109.99	2.50	0.00	0.09	-0.08	-28.84	149.79	0.99
INLET #1_000673.LAB	3/10/2020	15:51	6,861.55	1.60	0.00	0.09	-0.07	-27.49	149.78	0.99
INLET #1_000674.LAB	3/10/2020	15:52	6,050.88	1.96	0.00	0.09	0.01	-21.55	149.78	0.99
INLET #1_000675.LAB	3/10/2020	15:53	5,849.56	1.93	0.00	0.09	0.02	-22.76	149.77	0.99
INLET #1_000676.LAB	3/10/2020	15:54	5,812.49	1.12	0.00	0.09	0.02	-23.90	149.77	0.99
INLET #1_000677.LAB	3/10/2020	15:55	5,770.67	0.91	0.00	0.10	0.04	-22.22	149.77	0.99
INLET #1_000678.LAB	3/10/2020	15:56	5,730.96	1.10	0.00	0.10	0.04	-21.03	149.77	0.99
INLET #1_000679.LAB	3/10/2020	15:57	5,695.92	1.23	0.00	0.09	0.04	-20.54	149.76	0.99
INLET #1_000680.LAB	3/10/2020	15:58	5,687.18	1.22	0.00	0.09	0.04	-20.82	149.78	0.99
INLET #1_000681.LAB	3/10/2020	15:59	5,687.03	1.47	0.00	0.10	0.05	-24.34	149.76	0.99
INLET #1_000682.LAB	3/10/2020	16:00	5,770.56	1.39	0.00	0.09	0.03	-19.79	149.80	0.99
INLET #1_000683.LAB	3/10/2020	16:01	5,816.62	1.30	0.00	0.09	0.02	-24.74	149.80	0.99
INLET #1_000684.LAB	3/10/2020	16:02	5,934.55	0.76	0.00	0.10	0.01	-22.09	149.80	0.99
INLET #1_000685.LAB	3/10/2020	16:03	5,941.81	1.35	0.00	0.09	0.01	-22.92	149.78	0.99
INLET #1_000686.LAB	3/10/2020	16:04	5,935.56	0.96	0.00	0.09	0.01	-23.46	149.79	0.99
INLET #1_000687.LAB	3/10/2020	16:05	5,940.46	0.78	0.00	0.09	0.03	-20.36	149.81	0.99
INLET #1_000688.LAB	3/10/2020	16:06	5,939.73	0.93	0.00	0.09	0.02	-22.47	149.79	0.99
INLET #1_000689.LAB	3/10/2020	16:07	5,946.07	1.17	0.00	0.09	0.01	-22.17	149.79	0.99
INLET #1_000690.LAB	3/10/2020	16:08	5,964.63	1.32	0.00	0.09	0.02	-23.87	149.81	0.99

Spectrum	Date	Time	Ethylene o	METHANE	CO2% 150(	H2O% 150(	SULFUR H	ETHYLENE	Temp (C)	Pressure (Atm)
INLET #1_000691.LAB	3/10/2020	16:09	5,999.02	1.66	0.00	0.09	0.02	-22.60	149.78	0.99
INLET #1_000692.LAB	3/10/2020	16:10	6,012.75	1.61	0.00	0.09	0.00	-23.49	149.82	0.99
INLET #1_000693.LAB	3/10/2020	16:11	6,114.34	1.26	0.00	0.09	0.01	-19.90	149.81	0.99
INLET #1_000694.LAB	3/10/2020	16:12	6,401.91	1.19	0.00	0.09	-0.03	-31.41	149.82	0.99
INLET #1_000695.LAB	3/10/2020	16:13	6,355.14	1.19	0.00	0.09	-0.03	-27.98	149.79	0.99
INLET #1_000696.LAB	3/10/2020	16:14	5,652.64	1.52	0.00	0.09	0.04	-19.26	149.81	0.99
INLET #1_000697.LAB	3/10/2020	16:15	5,381.24	0.95	0.00	0.09	0.08	-24.19	149.79	0.99
INLET #1_000698.LAB	3/10/2020	16:16	5,322.21	1.23	0.00	0.09	0.08	-24.74	149.78	0.99
INLET #1_000699.LAB	3/10/2020	16:17	5,285.49	1.55	0.00	0.09	0.07	-27.33	149.81	0.99
INLET #1_000700.LAB	3/10/2020	16:18	5,244.38	0.93	0.00	0.09	0.07	-26.90	149.82	0.99
INLET #1_000701.LAB	3/10/2020	16:19	5,217.02	0.88	0.00	0.09	0.09	-27.94	149.79	0.99
INLET #1_000702.LAB	3/10/2020	16:20	5,197.82	0.52	0.00	0.09	0.09	-26.78	149.80	0.99
INLET #1_000703.LAB	3/10/2020	16:21	5,183.52	0.35	0.00	0.09	0.09	-28.11	149.79	0.99
INLET #1_000704.LAB	3/10/2020	16:22	5,180.21	0.97	0.00	0.09	0.08	-27.09	149.79	0.99
INLET #1_000705.LAB	3/10/2020	16:23	5,191.08	1.03	0.00	0.09	0.09	-29.07	149.76	0.99
INLET #1_000706.LAB	3/10/2020	16:24	5,420.22	1.10	0.00	0.09	0.08	-23.04	149.80	0.99
INLET #1_000707.LAB	3/10/2020	16:25	5,511.04	1.52	0.00	0.09	0.05	-25.48	149.80	0.99
INLET #1_000708.LAB	3/10/2020	16:26	5,534.33	0.94	0.00	0.09	0.05	-24.66	149.80	0.99
INLET #1_000709.LAB	3/10/2020	16:27	5,529.90	1.09	0.00	0.09	0.05	-25.32	149.78	0.99
INLET #1_000710.LAB	3/10/2020	16:28	5,527.27	1.49	0.00	0.09	0.06	-24.82	149.77	0.99
INLET #1_000711.LAB	3/10/2020	16:29	5,519.94	1.20	0.00	0.08	0.07	-26.52	149.81	0.99
INLET #1_000712.LAB	3/10/2020	16:30	5,540.98	1.22	0.00	0.09	0.06	-27.22	149.79	0.99
INLET #1_000713.LAB	3/10/2020	16:31	5,554.01	1.06	0.00	0.08	0.06	-26.19	149.82	0.99
INLET #1_000714.LAB	3/10/2020	16:32	5,585.13	1.42	0.00	0.08	0.05	-22.32	149.78	0.99
INLET #1_000715.LAB	3/10/2020	16:33	5,500.01	1.11	0.00	0.08	0.07	-24.35	149.79	0.99
INLET #1_000716.LAB	3/10/2020	16:34	5,641.04	0.71	0.00	0.08	0.04	-19.03	149.78	0.99
INLET #1_000717.LAB	3/10/2020	16:35	5,687.78	1.27	0.00	0.08	0.04	-19.32	149.81	0.99
INLET #1_000718.LAB	3/10/2020	16:36	5,226.92	0.90	0.00	0.09	0.09	-28.96	149.82	0.99
INLET #1_000719.LAB	3/10/2020	16:37	4,842.69	0.97	0.00	0.09	0.10	-27.21	149.84	0.99
INLET #1_000720.LAB	3/10/2020	16:38	4,762.20	1.45	0.00	0.06	0.10	-34.89	149.85	0.99
INLET #1_000721.LAB	3/10/2020	16:39	4,724.41	1.56	0.00	0.06	0.09	-36.83	149.82	0.99
INLET #1_000722.LAB	3/10/2020	16:40	4,827.06	1.17	0.00	0.09	0.09	-28.66	149.80	0.99
INLET #1_000723.LAB	3/10/2020	16:41	5,062.97	1.27	0.00	0.09	0.10	-29.95	149.81	0.99
INLET #1_000724.LAB	3/10/2020	16:42	5,044.07	1.68	0.00	0.08	0.10	-39.30	149.85	0.99
INLET #1_000725.LAB	3/10/2020	16:43	5,027.53	1.55	0.00	0.07	0.10	-34.43	149.81	0.99
INLET #1_000726.LAB	3/10/2020	16:44	5,031.24	1.52	0.00	0.07	0.11	-34.27	149.84	0.99
INLET #1_000727.LAB	3/10/2020	16:45	5,026.33	1.63	0.00	0.07	0.09	-35.09	149.81	0.99
INLET #1_000728.LAB	3/10/2020	16:46	5,163.61	1.37	0.00	0.09	0.09	-28.81	149.82	0.99
INLET #1_000729.LAB	3/10/2020	16:47	5,339.83	0.92	0.00	0.09	0.07	-25.35	149.85	0.99
INLET #1_000730.LAB	3/10/2020	16:48	5,392.33	0.95	0.00	0.09	0.07	-25.45	149.85	0.99
INLET #1_000731.LAB	3/10/2020	16:49	5,402.44	1.31	0.00	0.09	0.07	-24.13	149.81	0.99
INLET #1_000732.LAB	3/10/2020	16:50	5,400.11	1.66	0.00	0.09	0.07	-23.16	149.83	0.99
INLET #1_000734.LAB	3/10/2020	16:52	5,397.69	1.70	0.00	0.09	0.07	-22.50	149.82	0.99
INLET #1_000735.LAB	3/10/2020	16:53	5,415.62	1.33	0.00	0.09	0.07	-25.88	149.88	0.99
INLET #1_000736.LAB	3/10/2020	16:54	5,441.04	1.31	0.00	0.09	0.07	-25.89	149.86	0.99
INLET #1_000737.LAB	3/10/2020	16:55	5,389.97	0.70	0.00	0.09	0.08	-27.94	149.81	0.99
INLET #1_000738.LAB	3/10/2020	16:56	5,420.37	1.08	0.00	0.08	0.08	-24.23	149.83	0.99
INLET #1_000739.LAB	3/10/2020	16:57	5,461.02	1.20	0.00	0.08	0.05	-26.13	149.84	0.99
INLET #1_000740.LAB	3/10/2020	16:58	5,461.60	1.18	0.00	0.08	0.07	-23.80	149.81	0.99
INLET #1_000741.LAB	3/10/2020	16:59	5,458.46	1.72	0.00	0.08	0.07	-26.09	149.85	0.99
INLET #1_000742.LAB	3/10/2020	17:00	5,449.02	1.30	0.00	0.09	0.06	-25.36	149.81	0.99
INLET #1_000743.LAB	3/10/2020	17:01	5,430.66	1.43	0.00	0.09	0.07	-22.35	149.81	0.99
INLET #1_000744.LAB	3/10/2020	17:02	5,414.20	1.42	0.00	0.09	0.07	-23.80	149.81	0.99
INLET #1_000745.LAB	3/10/2020	17:03	5,387.69	1.06	0.00	0.09	0.06	-25.56	149.87	0.99
INLET #1_000746.LAB	3/10/2020	17:04	5,366.93	0.88	0.00	0.09	0.08	-26.83	149.84	0.99
INLET #1_000747.LAB	3/10/2020	17:05	5,346.70	0.85	0.00	0.09	0.08	-28.56	149.80	0.99
INLET #1_000748.LAB	3/10/2020	17:06	5,413.17	1.46	0.00	0.09	0.07	-26.85	149.84	0.99
INLET #1_000749.LAB	3/10/2020	17:07	5,454.78	0.93	0.00	0.08	0.06	-22.92	149.84	0.99
INLET #1_000750.LAB	3/10/2020	17:08	5,330.46	1.24	0.00	0.08	0.06	-27.56	149.79	0.99
INLET #1_000751.LAB	3/10/2020	17:09	5,157.03	1.28	0.00	0.09	0.10	-26.20	149.83	0.99
INLET #1_000752.LAB	3/10/2020	17:10	5,169.16	1.09	0.00	0.09	0.10	-26.76	149.82	0.99
INLET #1_000753.LAB	3/10/2020	17:11	5,232.36	1.06	0.00	0.09	0.08	-27.06	149.81	0.99
INLET #1_000754.LAB	3/10/2020	17:12	5,241.78	1.39	0.00	0.09	0.09	-27.84	149.81	0.99
INLET #1_000755.LAB	3/10/2020	17:13	5,251.68	1.33	0.00	0.09	0.08	-28.15	149.80	0.99
INLET #1_000756.LAB	3/10/2020	17:14	5,267.21	1.42	0.00	0.09	0.08	-30.03	149.82	0.99
INLET #1_000757.LAB	3/10/2020	17:15	5,293.51	1.22	0.00	0.09	0.09	-29.53	149.80	0.99
INLET #1_000758.LAB	3/10/2020	17:16	5,325.72	1.20	0.00	0.08	0.08	-26.90	149.82	0.99
INLET #1_000759.LAB	3/10/2020	17:17	5,356.14	1.37	0.00	0.09	0.08	-29.02	149.81	0.99
INLET #1_000760.LAB	3/10/2020	17:18	5,391.69	0.96	0.00	0.09	0.06	-23.03	149.81	0.99
INLET #1_000761.LAB	3/10/2020	17:19	5,430.27	1.01	0.00	0.09	0.08	-22.29	149.79	0.99
INLET #1_000762.LAB	3/10/2020	17:20	5,467.09	1.36	0.00	0.08	0.06	-25.75	149.83	0.99
INLET #1_000763.LAB	3/10/2020	17:21	5,470.57	1.14	0.00	0.08	0.06	-27.48	149.83	0.99
INLET #1_000764.LAB	3/10/2020	17:22	5,469.51	1.39	0.00	0.08	0.07	-23.62	149.81	0.99
INLET #1_000765.LAB	3/10/2020	17:23	5,459.37	1.00	0.00	0.09	0.07	-23.36	149.78	0.99
INLET #1_000766.LAB	3/10/2020	17:24	5,451.02	1.64	0.00	0.08	0.07	-25.79	149.80	0.99

Spectrum	Date	Time	Ethylene o	METHANE	CO2% 150(	H2O% 150(	SULFUR H	ETHYLENE	Temp (C)	Pressure (Atm)
INLET #1_000767.LAB	3/10/2020	17:25	5,441.97	1.28	0.00	0.08	0.07	-25.81	149.83	0.99
INLET #1_000768.LAB	3/10/2020	17:26	5,427.56	1.25	0.00	0.08	0.08	-24.48	149.82	0.99
INLET #1_000769.LAB	3/10/2020	17:27	5,415.00	1.11	0.00	0.08	0.08	-22.33	149.87	0.99
INLET #1_000770.LAB	3/10/2020	17:28	5,442.97	1.26	0.00	0.08	0.08	-25.52	149.88	0.99
INLET #1_000771.LAB	3/10/2020	17:29	5,531.44	1.33	0.00	0.08	0.06	-28.24	149.83	0.99
INLET #1_000772.LAB	3/10/2020	17:30	5,491.28	1.54	0.00	0.08	0.07	-25.96	149.84	0.99
INLET #1_000773.LAB	3/10/2020	17:31	5,350.50	1.26	0.00	0.08	0.08	-27.99	149.82	0.99
INLET #1_000774.LAB	3/10/2020	17:32	5,271.66	1.59	0.00	0.08	0.08	-28.40	149.86	0.99
INLET #1_000775.LAB	3/10/2020	17:33	5,248.66	0.84	0.00	0.09	0.07	-27.20	149.83	0.99
INLET #1_000776.LAB	3/10/2020	17:34	5,265.28	1.24	0.00	0.08	0.08	-26.75	149.85	0.99
INLET #1_000777.LAB	3/10/2020	17:35	5,283.64	1.39	0.00	0.08	0.07	-28.67	149.86	0.99
INLET #1_000778.LAB	3/10/2020	17:36	5,286.20	1.62	0.00	0.09	0.08	-27.89	149.84	0.99
INLET #1_000779.LAB	3/10/2020	17:37	5,296.99	1.57	0.00	0.08	0.07	-26.48	149.83	0.99
INLET #1_000780.LAB	3/10/2020	17:38	5,301.56	1.75	0.00	0.08	0.08	-28.68	149.85	0.99
INLET #1_000781.LAB	3/10/2020	17:39	5,290.00	1.61	0.00	0.08	0.08	-30.51	149.86	0.99
INLET #1_000782.LAB	3/10/2020	17:40	5,185.77	1.00	0.00	0.08	0.09	-24.68	149.84	0.99
INLET #1_000783.LAB	3/10/2020	17:41	5,207.08	0.58	0.00	0.08	0.08	-27.74	149.82	0.99
INLET #1_000784.LAB	3/10/2020	17:42	5,221.99	0.61	0.00	0.08	0.09	-28.13	149.83	0.99
INLET #1_000785.LAB	3/10/2020	17:43	5,212.78	0.83	0.00	0.08	0.08	-28.93	149.87	0.99
INLET #1_000786.LAB	3/10/2020	17:44	5,202.40	0.98	0.00	0.08	0.09	-26.65	149.84	0.99
INLET #1_000787.LAB	3/10/2020	17:45	5,195.15	0.94	0.00	0.08	0.08	-30.54	149.86	0.99
INLET #1_000788.LAB	3/10/2020	17:46	5,179.59	0.87	0.00	0.08	0.08	-28.06	149.80	0.99
INLET #1_000789.LAB	3/10/2020	17:47	5,164.57	1.17	0.00	0.06	0.09	-35.22	149.82	0.99
INLET #1_000790.LAB	3/10/2020	17:48	5,144.56	1.26	0.00	0.08	0.10	-27.28	149.83	0.99
INLET #1_000791.LAB	3/10/2020	17:49	5,125.33	1.02	0.00	0.06	0.10	-36.28	149.82	0.99
INLET #1_000792.LAB	3/10/2020	17:50	5,088.26	0.96	0.00	0.06	0.09	-37.83	149.83	0.99
INLET #1_000793.LAB	3/10/2020	17:51	5,085.61	1.21	0.00	0.07	0.10	-30.08	149.82	0.99
INLET #1_000794.LAB	3/10/2020	17:52	5,073.89	1.41	0.00	0.05	0.10	-34.90	149.82	0.99
INLET #1_000795.LAB	3/10/2020	17:53	5,055.92	1.24	0.00	0.06	0.10	-32.67	149.81	0.99
INLET #1_000796.LAB	3/10/2020	17:54	5,433.22	1.40	0.00	0.08	0.08	-20.66	149.83	0.99
INLET #1_000797.LAB	3/10/2020	17:55	5,885.60	1.13	0.00	0.09	0.02	-24.69	149.82	0.99
INLET #1_000798.LAB	3/10/2020	17:56	5,844.59	0.74	0.00	0.09	0.03	-27.15	149.83	0.99
INLET #1_000799.LAB	3/10/2020	17:57	5,847.20	1.11	0.00	0.09	0.03	-25.31	149.83	0.99
INLET #1_000800.LAB	3/10/2020	17:58	5,842.16	1.36	0.00	0.09	0.03	-26.81	149.83	0.99
INLET #1_000801.LAB	3/10/2020	17:59	5,829.29	1.11	0.00	0.09	0.03	-25.41	149.79	0.99
INLET #1_000802.LAB	3/10/2020	18:00	5,820.32	0.71	0.00	0.09	0.03	-27.72	149.79	0.99
INLET #1_000803.LAB	3/10/2020	18:01	5,813.75	0.81	0.00	0.09	0.03	-26.15	149.80	0.99
INLET #1_000804.LAB	3/10/2020	18:02	5,808.24	1.05	0.00	0.09	0.03	-25.62	149.84	0.99
INLET #1_000805.LAB	3/10/2020	18:03	5,802.75	1.04	0.00	0.09	0.03	-24.16	149.82	0.99
INLET #1_000806.LAB	3/10/2020	18:04	5,792.50	1.01	0.00	0.09	0.03	-25.10	149.82	0.99
INLET #1_000807.LAB	3/10/2020	18:05	5,777.63	1.31	0.00	0.09	0.03	-21.67	149.81	0.99
INLET #1_000808.LAB	3/10/2020	18:06	5,765.91	1.78	0.00	0.09	0.04	-22.76	149.80	0.99
INLET #1_000809.LAB	3/10/2020	18:07	5,758.75	1.64	0.00	0.09	0.03	-24.96	149.78	0.99
INLET #1_000810.LAB	3/10/2020	18:08	5,750.75	1.19	0.00	0.09	0.04	-24.62	149.80	0.99
INLET #1_000811.LAB	3/10/2020	18:09	5,738.05	1.31	0.00	0.09	0.04	-24.71	149.78	0.99
INLET #1_000812.LAB	3/10/2020	18:10	5,727.35	0.70	0.00	0.09	0.05	-22.16	149.85	0.99
INLET #1_000813.LAB	3/10/2020	18:11	5,714.68	1.18	0.00	0.09	0.03	-21.38	149.81	0.99
INLET #1_000814.LAB	3/10/2020	18:12	5,708.12	1.46	0.00	0.09	0.04	-24.99	149.83	0.99
INLET #1_000815.LAB	3/10/2020	18:13	5,699.59	0.92	0.00	0.09	0.05	-23.97	149.84	0.99
INLET #1_000816.LAB	3/10/2020	18:14	5,682.77	1.04	0.00	0.09	0.04	-23.07	149.85	0.99
INLET #1_000817.LAB	3/10/2020	18:15	5,669.54	1.59	0.00	0.09	0.05	-25.79	149.81	0.99
INLET #1_000818.LAB	3/10/2020	18:16	5,653.29	1.62	0.00	0.09	0.05	-21.92	149.84	0.99
INLET #1_000819.LAB	3/10/2020	18:17	5,641.00	1.30	0.00	0.09	0.06	-23.26	149.82	0.99
INLET #1_000820.LAB	3/10/2020	18:18	5,623.20	1.80	0.00	0.09	0.04	-19.83	149.81	0.99
INLET #1_000821.LAB	3/10/2020	18:19	5,614.62	1.22	0.00	0.08	0.05	-19.94	149.84	0.99
INLET #1_000822.LAB	3/10/2020	18:20	5,594.68	0.98	0.00	0.09	0.07	-20.30	149.85	0.99
INLET #1_000823.LAB	3/10/2020	18:21	5,678.49	0.54	0.00	0.09	0.06	-21.34	149.81	0.99
INLET #1_000824.LAB	3/10/2020	18:22	5,567.16	0.68	0.00	0.09	0.06	-23.58	149.82	0.99
INLET #1_000825.LAB	3/10/2020	18:23	5,550.69	0.28	0.00	0.09	0.06	-23.94	149.82	0.99
INLET #1_000826.LAB	3/10/2020	18:24	5,531.96	0.35	0.00	0.08	0.05	-23.62	149.81	0.99
INLET #1_000827.LAB	3/10/2020	18:25	5,517.31	1.36	0.00	0.09	0.05	-23.69	149.79	0.99
INLET #1_000828.LAB	3/10/2020	18:26	5,502.30	1.46	0.00	0.08	0.07	-26.33	149.82	0.99
INLET #1_000829.LAB	3/10/2020	18:27	5,492.72	1.23	0.00	0.09	0.08	-26.89	149.81	0.99
INLET #1_000830.LAB	3/10/2020	18:28	5,475.02	1.61	0.00	0.09	0.07	-27.64	149.82	0.99
INLET #1_000831.LAB	3/10/2020	18:29	5,462.64	1.77	0.00	0.08	0.07	-27.88	149.82	0.99
INLET #1_000832.LAB	3/10/2020	18:30	5,447.52	1.35	0.00	0.09	0.07	-25.28	149.82	0.99
INLET #1_000833.LAB	3/10/2020	18:31	5,431.70	1.69	0.00	0.08	0.06	-25.95	149.81	0.99
INLET #1_000834.LAB	3/10/2020	18:32	5,422.49	1.17	0.00	0.09	0.07	-28.75	149.82	0.99
INLET #1_000835.LAB	3/10/2020	18:33	5,413.55	1.06	0.00	0.08	0.07	-28.05	149.80	0.99
INLET #1_000836.LAB	3/10/2020	18:34	5,400.74	1.65	0.00	0.08	0.07	-28.53	149.78	0.99
INLET #1_000837.LAB	3/10/2020	18:35	5,390.19	1.32	0.00	0.09	0.08	-26.62	149.80	0.99
INLET #1_000838.LAB	3/10/2020	18:36	5,371.67	1.03	0.00	0.08	0.07	-28.73	149.80	0.99
INLET #1_000839.LAB	3/10/2020	18:37	5,360.12	1.37	0.00	0.08	0.08	-25.01	149.78	0.99
INLET #1_000840.LAB	3/10/2020	18:38	5,342.78	1.31	0.00	0.09	0.07	-27.29	149.76	0.99
INLET #1_000841.LAB	3/10/2020	18:39	5,336.41	0.73	0.00	0.09	0.07	-29.40	149.78	0.99
INLET #1_000842.LAB	3/10/2020	18:40	5,319.35	0.60	0.00	0.08	0.08	-25.45	149.80	0.99

Spectrum	Date	Time	Ethylene o	METHANE	CO2% 150	H2O% 150	SULFUR H	ETHYLENE	Temp (C)	Pressure (Atm)	
INLET #1_000843.LAB	3/10/2020	18:41	3,894.66	1.63	0.01	0.14	-0.35	187.00	149.78	0.99	
INLET #1_000844.LAB	3/10/2020	18:42	16.58	3.25	0.04	0.51	0.00	-2.12	149.87	0.99	
INLET #1_000845.LAB	3/10/2020	18:43	2.15	2.59	0.03	0.40	0.00	-2.45	149.90	0.99	
INLET #1_000846.LAB	3/10/2020	18:44	-0.28	-0.03	0.00	0.00	0.00	-3.58	149.84	0.99	
INLET #1_000847.LAB	3/10/2020	18:45	-0.38	-0.11	0.00	0.00	0.00	-3.74	149.75	0.99	
INLET #1_000848.LAB	3/10/2020	18:46	-0.48	0.00	0.00	0.00	0.00	-3.61	149.82	0.99	
INLET #1_000849.LAB	3/10/2020	18:47	-0.31	0.12	0.00	0.00	0.00	-3.61	149.79	0.99	
INLET #1_000850.LAB	3/10/2020	18:48	-0.21	-0.04	0.00	0.00	0.00	-3.69	149.81	0.99	
Spectrum	Date	Time	Ethylene ox	METHANE	CO2% 150	H2O% 150	SULFUR HI	ETHYLENE	Temp (C)	Pressure (Atm)	
INLET #1_000851.LAB	3/10/2020	18:57	-0.32	-0.33	0.00	0.00	0.00	-3.90	149.77	0.99	
INLET #1_000852.LAB	3/10/2020	18:57	-0.54	-0.23	0.00	0.00	0.00	-3.59	149.82	0.99	
INLET #1_000853.LAB	3/10/2020	18:57	-0.31	0.04	0.00	0.00	0.00	-3.85	149.83	0.99	
INLET #1_000854.LAB	3/10/2020	18:58	-0.27	0.10	0.00	0.00	0.00	-4.02	149.86	0.99	
INLET #1_000855.LAB	3/10/2020	18:58	-0.36	-0.02	0.00	-0.01	0.00	-3.83	149.86	0.99	
INLET #1_000856.LAB	3/10/2020	18:58	-0.47	-0.09	0.00	0.00	0.00	-3.78	149.87	0.99	
INLET #1_000857.LAB	3/10/2020	18:58	-0.46	0.27	0.00	0.00	0.00	-3.86	149.89	0.99	
INLET #1_000858.LAB	3/10/2020	18:59	-0.24	-0.03	0.00	0.00	0.00	-3.82	149.79	0.99	
INLET #1_000859.LAB	3/10/2020	18:59	-0.50	-0.03	0.00	-0.01	0.00	-3.91	149.91	0.99	
INLET #1_000860.LAB	3/10/2020	18:59	-0.20	0.02	0.00	0.00	0.00	-3.77	149.80	0.99	
INLET #1_000861.LAB	3/10/2020	18:59	-0.44	-0.12	0.00	0.00	0.00	-3.83	149.85	0.99	System
INLET #1_000862.LAB	3/10/2020	19:00	-0.45	-0.19	0.00	-0.01	0.00	-3.72	149.87	0.99	
INLET #1_000863.LAB	3/10/2020	19:00	-0.27	0.03	0.00	0.00	0.00	-3.84	149.87	0.99	
INLET #1_000864.LAB	3/10/2020	19:00	-0.32	0.01	0.00	0.00	0.00	-3.77	149.89	0.99	
INLET #1_000865.LAB	3/10/2020	19:00	-0.50	-0.17	0.00	0.00	0.00	-3.61	149.90	0.99	
INLET #1_000866.LAB	3/10/2020	19:01	-0.28	-0.09	0.00	-0.01	0.00	-3.78	149.77	0.99	
INLET #1_000867.LAB	3/10/2020	19:01	-0.56	-0.25	0.00	0.00	0.00	-3.98	149.90	0.99	-0.42
INLET #1_000868.LAB	3/10/2020	19:01	-0.54	-0.02	0.00	0.00	0.00	-3.75	149.81	0.99	
INLET #1_000869.LAB	3/10/2020	19:01	-0.44	0.09	0.00	0.00	0.00	-3.97	149.91	0.99	
INLET #1_000870.LAB	3/10/2020	19:02	-0.48	-0.25	0.00	0.00	0.00	-4.01	149.88	0.99	
INLET #1_000871.LAB	3/10/2020	19:02	-0.29	0.15	0.00	0.00	0.00	-3.63	149.83	0.99	
INLET #1_000872.LAB	3/10/2020	19:02	-0.28	-0.11	0.00	0.00	0.00	-4.05	149.90	0.99	
INLET #1_000873.LAB	3/10/2020	19:02	-0.46	-0.02	0.00	0.00	0.00	-4.00	149.86	0.99	
INLET #1_000874.LAB	3/10/2020	19:03	-0.59	-0.02	0.00	0.00	0.00	-4.02	149.89	0.99	
INLET #1_000875.LAB	3/10/2020	19:03	-0.61	0.01	0.00	0.00	0.00	-3.98	149.89	0.99	
INLET #1_000876.LAB	3/10/2020	19:03	-0.56	-0.15	0.00	0.00	0.00	-3.96	149.85	0.99	
INLET #1_000877.LAB	3/10/2020	19:03	-0.36	-0.01	0.00	0.00	0.00	-4.02	149.81	0.99	
INLET #1_000878.LAB	3/10/2020	19:04	-0.18	0.23	0.00	0.00	0.00	-3.96	149.89	0.99	
INLET #1_000879.LAB	3/10/2020	19:04	-0.61	0.09	0.00	0.00	0.00	-3.92	149.83	0.99	
INLET #1_000880.LAB	3/10/2020	19:04	-0.50	0.04	0.00	0.00	0.00	-3.83	149.83	0.99	
INLET #1_000881.LAB	3/10/2020	19:04	-0.34	-0.21	0.00	0.00	0.00	-3.91	149.81	0.99	
INLET #1_000882.LAB	3/10/2020	19:05	-0.51	0.14	0.00	0.00	0.00	-3.88	149.87	0.99	
INLET #1_000883.LAB	3/10/2020	19:05	-0.52	-0.06	0.00	0.00	0.00	-3.91	149.89	0.99	
INLET #1_000884.LAB	3/10/2020	19:05	-0.62	-0.04	0.00	0.01	0.00	-4.06	149.84	0.99	
INLET #1_000885.LAB	3/10/2020	19:05	-0.46	-0.09	0.00	0.00	0.00	-3.98	149.83	0.99	
INLET #1_000886.LAB	3/10/2020	19:06	-0.57	-0.11	0.00	0.00	0.00	-4.00	149.89	0.99	
INLET #1_000887.LAB	3/10/2020	19:06	-0.61	-0.05	0.00	0.00	0.00	-3.95	149.79	0.99	
INLET #1_000888.LAB	3/10/2020	19:06	-0.73	-0.15	0.00	0.00	0.00	-4.18	149.85	0.99	
INLET #1_000889.LAB	3/10/2020	19:06	-0.24	-0.33	0.00	0.00	0.00	-4.04	149.85	0.99	
INLET #1_000890.LAB	3/10/2020	19:07	-0.52	-0.31	0.00	0.00	0.00	-3.95	149.87	0.99	
INLET #1_000891.LAB	3/10/2020	19:07	-0.41	-0.31	0.00	0.00	0.00	-3.79	149.90	0.99	
INLET #1_000892.LAB	3/10/2020	19:07	-0.57	-0.02	0.00	0.00	0.00	-4.14	149.89	0.99	
INLET #1_000893.LAB	3/10/2020	19:07	-0.50	-0.09	0.00	0.00	0.00	-3.92	149.91	0.99	
INLET #1_000894.LAB	3/10/2020	19:08	-0.48	0.17	0.00	0.00	0.00	-4.01	149.90	0.99	
INLET #1_000895.LAB	3/10/2020	19:08	2.58	0.05	0.00	-0.01	0.52	5.81	149.86	0.99	
INLET #1_000896.LAB	3/10/2020	19:08	1.61	0.20	0.00	-0.01	5.02	103.50	149.88	0.99	
INLET #1_000897.LAB	3/10/2020	19:08	0.80	-0.02	0.00	-0.01	5.15	107.87	149.85	0.99	
INLET #1_000898.LAB	3/10/2020	19:09	0.86	0.17	0.00	-0.01	5.16	108.20	149.86	0.99	
INLET #1_000899.LAB	3/10/2020	19:09	0.50	0.04	0.00	0.00	5.16	108.19	149.81	0.99	
INLET #1_000900.LAB	3/10/2020	19:09	0.78	0.02	0.00	0.00	5.17	107.80	149.86	0.99	
INLET #1_000901.LAB	3/10/2020	19:09	0.33	0.05	0.00	0.00	5.17	108.08	149.85	0.99	
INLET #1_000902.LAB	3/10/2020	19:10	0.51	-0.18	0.00	0.00	5.17	108.10	149.79	0.99	
INLET #1_000903.LAB	3/10/2020	19:10	0.47	-0.06	0.00	-0.01	5.16	108.07	149.88	0.99	
INLET #1_000904.LAB	3/10/2020	19:10	0.27	0.10	0.00	0.00	5.17	102.08	149.85	0.99	
INLET #1_000905.LAB	3/10/2020	19:10	0.56	-0.19	0.00	-0.01	5.16	102.00	149.89	0.99	
INLET #1_000906.LAB	3/10/2020	19:11	0.48	0.02	0.00	0.00	5.16	102.09	149.92	0.99	
INLET #1_000907.LAB	3/10/2020	19:11	0.73	-0.36	0.00	0.00	5.16	102.70	149.94	0.99	102.22
INLET #1_000908.LAB	3/10/2020	19:11	0.23	-0.07	0.00	0.00	5.16	102.57	149.88	0.98	
INLET #1_000909.LAB	3/10/2020	19:11	351.44	1.06	0.00	0.05	7.08	137.25	149.90	0.99	
INLET #1_000910.LAB	3/10/2020	19:12	3,140.06	5.89	0.00	0.09	10.56	-35.12	149.93	0.99	
INLET #1_000911.LAB	3/10/2020	19:12	3,424.81	4.99	0.00	0.05	10.65	-13.73	149.89	0.99	
INLET #1_000912.LAB	3/10/2020	19:12	3,712.18	4.29	0.00	0.03	10.83	1.37	149.88	0.99	
INLET #1_000913.LAB	3/10/2020	19:12	3,874.82	3.92	0.00	0.03	10.89	-0.77	149.90	0.99	
INLET #1_000914.LAB	3/10/2020	19:13	4,087.44	-0.26	0.00	0.00	10.95	-49.85	149.87	0.99	
INLET #1_000915.LAB	3/10/2020	19:13	4,510.54	-0.22	0.00	-0.01	10.81	-37.71	149.94	0.99	
INLET #1_000916.LAB	3/10/2020	19:13	4,853.65	-1.34	0.00	-0.01	10.71	-25.12	149.91	0.99	
INLET #1_000917.LAB	3/10/2020	19:13	5,002.43	-1.80	0.00	-0.02	10.69	-38.50	149.99	0.99	
INLET #1_000918.LAB	3/10/2020	19:14	5,053.67	-0.76	0.00	-0.03	10.67	-35.76	149.89	0.99	
INLET #1_000919.LAB	3/10/2020	19:14	5,065.91	-1.06	0.00	-0.02	10.63	-34.81	149.88	0.99	
INLET #1_000920.LAB	3/10/2020	19:14	5,077.50	-1.16	0.00	-0.02	10.65	-34.45	149.90	0.99	

Spectrum	Date	Time	Ethylene o	METHANE	CO2% 150(	H2O% 150(	SULFUR H	ETHYLENE	Temp (C)	Pressure (Atm)	
INLET #1_000921.LAB	3/10/2020	19:14	5,081.63	-1.65	0.00	-0.03	10.64	-31.25	149.82	0.99	
INLET #1_000922.LAB	3/10/2020	19:15	5,091.06	-1.58	0.00	-0.01	10.70	-28.11	149.90	0.99	5,079.03
INLET #1_000923.LAB	3/10/2020	19:15	5,095.78	-2.11	0.00	-0.01	10.69	-29.95	149.92	0.99	
INLET #1_000924.LAB	3/10/2020	19:15	5,048.84	-1.77	0.00	-0.03	10.60	-34.49	149.90	0.98	
INLET #1_000925.LAB	3/10/2020	19:15	586.66	-0.52	0.00	0.01	1.03	76.69	149.89	0.99	
INLET #1_000926.LAB	3/10/2020	19:16	40.04	0.05	0.00	0.00	0.03	-4.97	149.90	0.99	
INLET #1_000927.LAB	3/10/2020	19:16	25.03	-0.11	0.00	0.00	0.02	-4.81	149.85	0.99	
INLET #1_000928.LAB	3/10/2020	19:16	19.41	0.02	0.00	0.00	0.06	-4.56	149.92	0.99	
INLET #1_000929.LAB	3/10/2020	19:16	19.73	0.00	0.00	-0.01	0.07	-4.58	149.93	0.99	
INLET #1_000930.LAB	3/10/2020	19:17	33.22	0.15	0.00	0.00	0.09	-4.66	149.93	0.99	
INLET #1_000931.LAB	3/10/2020	19:17	40.84	0.12	0.00	0.00	0.09	-4.40	149.92	0.99	
INLET #1_000932.LAB	3/10/2020	19:17	34.15	0.03	0.00	0.00	0.09	-4.41	149.91	0.99	
INLET #1_000933.LAB	3/10/2020	19:17	22.34	0.21	0.00	0.00	0.08	-4.15	149.92	0.99	
INLET #1_000934.LAB	3/10/2020	19:18	13.59	-0.20	0.00	0.00	0.07	-3.39	149.89	0.99	
INLET #1_000935.LAB	3/10/2020	19:18	10.07	-0.03	0.00	0.00	0.06	-3.29	149.86	0.99	
INLET #1_000936.LAB	3/10/2020	19:18	8.07	0.08	0.00	0.01	0.06	-3.33	149.88	0.99	
INLET #1_000937.LAB	3/10/2020	19:18	6.65	0.04	0.00	-0.01	0.06	-3.12	149.87	0.99	
INLET #1_000938.LAB	3/10/2020	19:19	5.42	0.12	0.00	0.00	0.06	-3.32	149.89	0.99	
INLET #1_000939.LAB	3/10/2020	19:19	4.85	0.04	0.00	0.01	0.06	-3.16	149.92	0.99	
INLET #1_000940.LAB	3/10/2020	19:19	3.80	-0.15	0.00	0.00	0.06	-2.84	149.90	0.99	
INLET #1_000941.LAB	3/10/2020	19:19	4.12	-0.11	0.00	0.00	0.06	-2.86	149.92	0.99	
INLET #1_000942.LAB	3/10/2020	19:20	3.20	-0.02	0.00	-0.01	0.06	-2.83	149.88	0.99	
INLET #1_000943.LAB	3/10/2020	19:20	3.28	0.04	0.00	0.00	0.06	-2.98	149.86	0.99	
INLET #1_000944.LAB	3/10/2020	19:20	2.68	0.24	0.00	0.00	0.06	-2.89	149.88	0.99	
INLET #1_000945.LAB	3/10/2020	19:20	2.74	-0.34	0.00	0.00	0.05	-3.11	149.82	0.99	
INLET #1_000946.LAB	3/10/2020	19:21	2.54	-0.26	0.00	0.00	0.06	-3.15	149.82	0.99	0.057
INLET #1_000947.LAB	3/10/2020	19:21	1.28	-0.04	0.00	0.00	0.02	-3.80	149.86	0.99	
INLET #1_000948.LAB	3/10/2020	19:21	1.25	0.06	0.00	0.00	0.00	-3.99	149.84	0.99	
INLET #1_000949.LAB	3/10/2020	19:21	1.23	-0.30	0.00	0.00	0.00	-3.93	149.84	0.99	
INLET #1_000950.LAB	3/10/2020	19:22	1.28	-0.30	0.00	0.00	0.00	-3.95	149.83	0.99	
INLET #1_000951.LAB	3/10/2020	19:22	32.84	-0.16	0.00	0.00	0.13	5.06	149.87	0.99	
INLET #1_000952.LAB	3/10/2020	19:22	61.87	-0.13	0.00	-0.01	4.84	105.17	149.89	0.99	
INLET #1_000953.LAB	3/10/2020	19:22	5.98	-0.18	0.00	-0.01	5.15	102.20	149.89	0.99	
INLET #1_000954.LAB	3/10/2020	19:23	4.74	0.04	0.00	0.00	5.16	102.58	149.85	0.99	
INLET #1_000955.LAB	3/10/2020	19:23	4.11	0.00	0.00	0.00	5.17	102.49	149.89	0.99	
INLET #1_000956.LAB	3/10/2020	19:23	3.43	-0.07	0.00	-0.01	5.17	102.71	149.89	0.99	
INLET #1_000957.LAB	3/10/2020	19:23	2.90	-0.16	0.00	-0.01	5.17	102.51	149.83	0.98	
INLET #1_000958.LAB	3/10/2020	19:24	1,128.91	-1.02	0.00	0.00	6.50	253.85	149.84	0.99	
INLET #1_000959.LAB	3/10/2020	19:24	4,953.76	-1.21	0.00	0.00	10.60	-27.19	149.91	0.99	
INLET #1_000960.LAB	3/10/2020	19:24	5,048.38	-1.09	0.00	-0.03	10.62	-33.53	149.84	0.99	
INLET #1_000961.LAB	3/10/2020	19:24	5,066.45	-0.43	0.00	-0.03	10.67	-33.08	149.82	0.99	
INLET #1_000962.LAB	3/10/2020	19:25	5,079.05	-0.59	0.00	-0.04	10.68	-32.90	149.82	0.99	
INLET #1_000963.LAB	3/10/2020	19:25	5,092.84	-1.68	0.00	-0.01	10.65	-27.67	149.81	0.99	
INLET #1_000964.LAB	3/10/2020	19:25	5,105.49	-1.76	0.00	-0.01	10.65	-26.83	149.82	0.99	
INLET #1_000965.LAB	3/10/2020	19:25	5,111.28	-1.92	0.00	-0.01	10.68	-30.56	149.90	0.99	
INLET #1_000966.LAB	3/10/2020	19:26	5,109.20	-2.29	0.00	-0.01	10.65	-28.26	149.80	0.99	
INLET #1_000967.LAB	3/10/2020	19:26	5,107.73	-2.13	0.00	-0.01	10.62	-30.60	149.87	0.99	
INLET #1_000968.LAB	3/10/2020	19:26	5,112.25	-2.65	0.00	-0.01	10.68	-27.75	149.85	0.99	
INLET #1_000969.LAB	3/10/2020	19:26	5,109.67	-1.60	0.00	-0.01	10.68	-30.54	149.89	0.99	
INLET #1_000970.LAB	3/10/2020	19:27	5,112.47	-1.70	0.00	-0.01	10.68	-24.38	149.88	0.99	
INLET #1_000971.LAB	3/10/2020	19:27	5,110.81	-1.08	0.00	-0.01	10.67	-29.98	149.91	0.99	
INLET #1_000972.LAB	3/10/2020	19:27	5,079.39	-2.10	0.00	0.00	10.70	-27.28	149.87	0.99	
INLET #1_000973.LAB	3/10/2020	19:27	5,075.76	-2.17	0.00	-0.01	10.66	-29.64	149.92	0.99	
INLET #1_000974.LAB	3/10/2020	19:28	5,095.31	-1.70	0.00	-0.02	10.64	-23.21	149.80	0.99	
INLET #1_000975.LAB	3/10/2020	19:28	5,133.30	-2.03	0.00	-0.01	10.64	-24.23	149.87	0.99	
INLET #1_000976.LAB	3/10/2020	19:28	5,152.57	-1.87	0.00	-0.01	10.61	-26.90	149.88	0.98	
INLET #1_000977.LAB	3/10/2020	19:28	685.94	-1.10	0.00	0.01	1.19	90.81	149.89	0.99	
INLET #1_000978.LAB	3/10/2020	19:29	28.56	0.08	0.00	0.00	0.04	-4.72	149.91	0.99	
INLET #1_000979.LAB	3/10/2020	19:29	14.30	-0.07	0.00	0.00	0.01	-4.60	149.84	0.99	
INLET #1_000980.LAB	3/10/2020	19:29	9.66	-0.13	0.00	0.00	0.01	-4.51	149.80	0.99	
INLET #1_000981.LAB	3/10/2020	19:29	7.78	0.12	0.00	0.01	0.00	-4.24	149.84	0.99	
INLET #1_000982.LAB	3/10/2020	19:30	5.99	0.16	0.00	-0.01	0.00	-4.44	149.80	0.99	
INLET #1_000983.LAB	3/10/2020	19:30	5.14	-0.01	0.00	0.00	0.00	-4.31	149.82	0.99	
INLET #1_000984.LAB	3/10/2020	19:30	4.52	0.13	0.00	0.00	0.00	-4.15	149.82	0.99	
INLET #1_000985BKG.LAB	3/10/2020	19:31	0.00	0.00	0.00	0.00	0.00	0.00	149.89	0.99	
INLET #1_000986.LAB	3/10/2020	19:31	-0.68	0.17	0.00	0.00	0.00	-0.04	149.82	0.99	

Spectrum	Date	Time	Ethylene o	METHANE	CO2% 150(	H2O% 150(	SULFUR H	ETHYLENE	Temp (C)	Pressure (Atm)	
INLET #1_001007BKG.LAB	3/11/2020	6:19	0.00	0.00	0.00	0.00	0.00	0.00	149.72	1.00	
INLET #1_001008.LAB	3/11/2020	6:19	-0.29	-0.07	0.00	0.00	0.00	-0.20	149.73	1.00	
INLET #1_001009.LAB	3/11/2020	6:19	-0.35	-0.17	0.00	0.00	0.00	-0.94	149.73	1.00	Direct
INLET #1_001010.LAB	3/11/2020	6:20	-0.70	0.04	0.00	0.00	0.00	-1.32	149.73	1.00	
INLET #1_001011.LAB	3/11/2020	6:20	-0.69	-0.16	0.00	0.00	0.00	-1.57	149.68	1.00	
INLET #1_001012.LAB	3/11/2020	6:20	-0.76	-0.15	0.00	0.00	0.00	-2.03	149.73	1.00	
INLET #1_001013.LAB	3/11/2020	6:20	-0.62	-0.11	0.00	0.00	0.00	-2.48	149.72	1.00	
INLET #1_001014.LAB	3/11/2020	6:21	-0.93	0.07	0.00	0.00	0.00	-3.27	149.68	1.00	-0.75
INLET #1_001015.LAB	3/11/2020	6:21	-0.96	-0.05	0.00	0.00	0.00	-3.63	149.72	1.00	
INLET #1_001016.LAB	3/11/2020	6:21	-1.13	-0.08	0.00	0.00	0.00	-4.07	149.73	1.00	
INLET #1_001017.LAB	3/11/2020	6:21	-0.85	-0.26	0.00	0.00	0.00	-4.48	149.73	1.00	
INLET #1_001018.LAB	3/11/2020	6:22	-1.12	0.16	0.00	0.00	0.00	-5.10	149.72	1.00	
INLET #1_001019.LAB	3/11/2020	6:22	-1.10	0.08	0.00	0.00	0.00	-5.70	149.72	1.00	
INLET #1_001020.LAB	3/11/2020	6:22	-1.07	-0.06	0.00	-0.01	0.00	-6.10	149.71	1.00	
INLET #1_001021BKG.LAB	3/11/2020	6:23	0.00	0.00	0.00	0.00	0.00	0.00	149.73	1.00	
INLET #1_001022.LAB	3/11/2020	6:23	0.41	0.14	0.00	0.00	0.00	-0.63	149.70	1.00	
INLET #1_001023.LAB	3/11/2020	6:23	20.39	0.40	0.00	0.04	0.03	0.59	149.69	1.00	
INLET #1_001024.LAB	3/11/2020	6:24	5.44	-0.19	0.00	0.00	0.02	-1.63	149.73	0.99	
INLET #1_001025.LAB	3/11/2020	6:24	103.99	0.37	0.00	0.01	4.25	82.91	149.73	0.99	
INLET #1_001026.LAB	3/11/2020	6:24	9.89	0.07	0.00	0.00	5.17	103.57	149.73	0.99	
INLET #1_001027.LAB	3/11/2020	6:24	5.97	0.05	0.00	0.00	5.29	105.24	149.81	0.99	
INLET #1_001028.LAB	3/11/2020	6:25	4.40	0.12	0.00	-0.01	5.26	104.31	149.73	0.99	
INLET #1_001029.LAB	3/11/2020	6:25	3.80	-0.03	0.00	0.00	5.19	102.64	149.72	0.99	
INLET #1_001030.LAB	3/11/2020	6:25	3.04	-0.02	0.00	-0.01	5.17	101.54	149.71	0.99	
INLET #1_001031.LAB	3/11/2020	6:25	2.79	-0.17	0.00	-0.01	5.16	101.10	149.75	0.99	102.40
INLET #1_001032.LAB	3/11/2020	6:26	2.53	0.08	0.00	-0.01	5.15	100.68	149.75	0.99	
INLET #1_001033.LAB	3/11/2020	6:26	2.32	-0.24	0.00	-0.01	5.15	100.16	149.78	0.99	
INLET #1_001034.LAB	3/11/2020	6:26	2.03	0.09	0.00	0.00	5.16	100.06	149.72	0.99	
INLET #1_001035.LAB	3/11/2020	6:26	2.10	0.14	0.00	-0.01	5.15	99.41	149.73	0.99	
INLET #1_001036.LAB	3/11/2020	6:27	1.79	0.00	0.00	-0.01	5.15	98.72	149.70	0.99	
INLET #1_001037.LAB	3/11/2020	6:27	1.94	-0.20	0.00	-0.01	5.15	98.16	149.75	0.99	
INLET #1_001038.LAB	3/11/2020	6:27	1.99	0.12	0.00	-0.01	5.14	101.92	149.73	0.99	
INLET #1_001039.LAB	3/11/2020	6:27	1.60	-0.14	0.00	0.00	5.14	101.55	149.72	0.99	
INLET #1_001040.LAB	3/11/2020	6:28	1.54	-0.32	0.00	-0.01	5.14	101.16	149.78	0.99	
INLET #1_001041.LAB	3/11/2020	6:28	1.32	-0.01	0.00	-0.01	5.14	101.01	149.77	0.99	
INLET #1_001042.LAB	3/11/2020	6:28	1.59	0.16	0.00	-0.01	5.14	100.51	149.76	0.99	
INLET #1_001043.LAB	3/11/2020	6:28	1.30	-0.13	0.00	0.00	5.15	100.28	149.80	0.99	
INLET #1_001044.LAB	3/11/2020	6:29	1.27	0.05	0.00	-0.01	5.15	99.94	149.79	0.99	
INLET #1_001045.LAB	3/11/2020	6:29	1.34	0.07	0.00	-0.01	5.15	101.17	149.78	0.99	
INLET #1_001046.LAB	3/11/2020	6:29	1.06	0.05	0.00	-0.01	5.15	100.94	149.75	0.99	
INLET #1_001047.LAB	3/11/2020	6:29	1.24	0.15	0.00	-0.01	5.14	100.39	149.75	0.99	
INLET #1_001048.LAB	3/11/2020	6:30	0.73	-0.10	0.00	-0.02	5.14	100.36	149.78	0.99	
INLET #1_001049.LAB	3/11/2020	6:30	0.79	-0.15	0.00	-0.01	5.14	102.98	149.80	0.99	
INLET #1_001050.LAB	3/11/2020	6:30	0.94	-0.02	0.00	0.00	5.14	102.75	149.78	0.99	
INLET #1_001051.LAB	3/11/2020	6:30	0.81	0.03	0.00	0.00	5.13	102.24	149.75	0.99	
INLET #1_001052.LAB	3/11/2020	6:31	0.82	-0.05	0.00	-0.01	5.13	101.93	149.79	0.98	
INLET #1_001053.LAB	3/11/2020	6:31	166.34	0.23	0.00	0.00	6.10	133.24	149.80	0.98	
INLET #1_001054.LAB	3/11/2020	6:31	4,091.32	0.15	0.00	0.05	10.28	-49.43	149.73	0.99	
INLET #1_001055.LAB	3/11/2020	6:31	4,993.82	-0.38	0.00	-0.01	10.57	-41.49	149.73	0.99	
INLET #1_001056.LAB	3/11/2020	6:32	5,022.72	-0.45	0.00	-0.03	10.57	-37.29	149.78	0.99	
INLET #1_001057.LAB	3/11/2020	6:32	5,031.57	-1.37	0.00	-0.02	10.54	-42.17	149.79	0.99	
INLET #1_001058.LAB	3/11/2020	6:32	5,072.75	-0.97	0.00	-0.03	10.57	-41.63	149.69	0.99	
INLET #1_001059.LAB	3/11/2020	6:32	5,099.25	-0.98	0.00	-0.04	10.58	-41.36	149.73	0.99	
INLET #1_001060.LAB	3/11/2020	6:33	5,100.09	-1.29	0.00	-0.01	10.57	-29.51	149.69	0.99	
INLET #1_001061.LAB	3/11/2020	6:33	5,056.96	-0.38	0.00	-0.04	10.56	-37.40	149.75	0.99	
INLET #1_001062.LAB	3/11/2020	6:33	5,053.31	-1.74	0.00	-0.03	10.56	-39.87	149.73	0.99	
INLET #1_001063.LAB	3/11/2020	6:33	5,046.84	-2.06	0.00	-0.03	10.51	-38.67	149.78	0.99	
INLET #1_001064.LAB	3/11/2020	6:34	5,046.33	-1.32	0.00	-0.02	10.53	-37.29	149.77	0.99	
INLET #1_001065.LAB	3/11/2020	6:34	5,047.60	-1.77	0.00	-0.04	10.57	-43.78	149.77	0.99	
INLET #1_001066.LAB	3/11/2020	6:34	5,076.81	-1.81	0.00	-0.03	10.59	-39.92	149.77	0.99	
INLET #1_001067.LAB	3/11/2020	6:34	5,070.69	-2.44	0.00	-0.04	10.56	-35.80	149.75	0.99	
INLET #1_001068.LAB	3/11/2020	6:35	5,071.55	-2.12	0.00	-0.04	10.56	-36.08	149.76	0.99	
INLET #1_001069.LAB	3/11/2020	6:35	5,072.86	-0.89	0.00	-0.04	10.57	-40.17	149.72	0.99	5,072.98
INLET #1_001070.LAB	3/11/2020	6:35	5,069.09	-1.56	0.00	-0.04	10.54	-39.12	149.75	0.99	
INLET #1_001071.LAB	3/11/2020	6:35	5,070.72	-0.75	0.00	-0.03	10.56	-43.35	149.77	0.99	
INLET #1_001072.LAB	3/11/2020	6:36	5,067.39	-0.63	0.00	-0.02	10.54	-38.12	149.76	0.99	
INLET #1_001073.LAB	3/11/2020	6:36	5,068.93	-1.14	0.00	-0.04	10.56	-35.79	149.71	0.98	
INLET #1_001074.LAB	3/11/2020	6:36	3,588.67	0.43	0.00	-0.01	6.72	84.46	149.72	0.98	
INLET #1_001075.LAB	3/11/2020	6:36	101.39	0.02	0.00	0.00	0.16	-10.69	149.80	0.99	
INLET #1_001076.LAB	3/11/2020	6:37	25.03	-0.08	0.00	-0.01	0.02	-19.71	149.81	0.99	
INLET #1_001077.LAB	3/11/2020	6:37	15.04	0.01	0.00	0.00	0.01	-19.84	149.74	0.99	
INLET #1_001078BKG.LAB	3/11/2020	6:38	0.00	0.00	0.00	0.00	0.00	0.00	149.76	0.99	
INLET #1_001079.LAB	3/11/2020	6:38	-2.54	-0.06	0.00	0.00	0.00	-0.40	149.74	0.99	
INLET #1_001080.LAB	3/11/2020	6:38	35.36	2.72	0.02	0.17	0.37	3.12	149.75	0.99	
INLET #1_001081.LAB	3/11/2020	6:38	-5.49	3.84	0.05	0.64	0.01	0.06	149.73	1.00	
INLET #1_001082.LAB	3/11/2020	6:39	-1.09	3.25	0.04	0.53	0.00	1.27	149.73	0.98	
INLET #1_001083.LAB	3/11/2020	6:39	-1.56	0.40	0.00	0.01	0.00	-0.28	149.73	0.99	
INLET #1_001084.LAB	3/11/2020	6:39	-4.43	0.12	0.00	0.00	0.00	-0.94	149.69	0.99	
INLET #1_001085.LAB	3/11/2020	6:39	-5.18	-0.18	0.00	0.00	0.00	-1.15	149.75	0.99	-3.06
INLET #1_001086.LAB	3/11/2020	6:40	-5.62	-0.13	0.00	0.00	0.00	-1.29	149.73	0.99	

Spectrum	Date	Time	Ethylene o	METHANE	CO2% 150(	H2O% 150(	SULFUR H	ETHYLENE	Temp (C)	Pressure (Atm)	
INLET #1_001087.LAB	3/11/2020	6:40	149.73	-0.06	0.00	-0.01	2.53	98.08	149.77	0.99	
INLET #1_001088.LAB	3/11/2020	6:40	5.10	0.20	0.00	0.00	5.12	114.30	149.75	0.99	
INLET #1_001089.LAB	3/11/2020	6:40	0.08	0.08	0.00	-0.01	5.14	114.72	149.75	0.99	
INLET #1_001090.LAB	3/11/2020	6:41	-1.76	-0.04	0.00	0.00	5.16	115.33	149.75	0.99	
INLET #1_001091.LAB	3/11/2020	6:41	-2.31	-0.21	0.00	0.00	5.15	114.82	149.68	0.99	
INLET #1_001092.LAB	3/11/2020	6:41	-3.36	0.03	0.00	0.00	5.15	102.77	149.73	0.99	
INLET #1_001093.LAB	3/11/2020	6:41	-3.76	0.12	0.00	0.00	5.16	102.55	149.73	0.99	
INLET #1_001094.LAB	3/11/2020	6:42	-4.20	-0.16	0.00	-0.01	5.15	102.45	149.75	0.99	
INLET #1_001095.LAB	3/11/2020	6:42	-4.65	-0.11	0.00	0.00	5.15	102.19	149.78	0.99	102.49
INLET #1_001096.LAB	3/11/2020	6:42	-7.69	3.23	0.04	0.54	0.62	13.45	149.76	1.00	
INLET #1_001097.LAB	3/11/2020	6:42	-7.12	3.51	0.05	0.65	0.00	0.66	149.77	0.99	
INLET #1_001098.LAB	3/11/2020	6:43	2,708.78	0.89	0.01	0.10	6.96	196.84	149.78	0.99	
INLET #1_001099.LAB	3/11/2020	6:43	4,998.98	-2.36	0.00	0.01	10.50	-22.53	149.78	0.99	
INLET #1_001100.LAB	3/11/2020	6:43	5,019.64	-1.10	0.00	-0.01	10.59	-20.53	149.80	0.99	
INLET #1_001101.LAB	3/11/2020	6:43	5,023.11	-1.59	0.00	0.00	10.59	-26.50	149.75	0.99	
INLET #1_001102.LAB	3/11/2020	6:44	5,031.98	-2.01	0.00	-0.01	10.57	-27.21	149.82	0.99	
INLET #1_001103.LAB	3/11/2020	6:44	5,050.10	-1.41	0.00	0.00	10.57	-24.13	149.83	0.99	
INLET #1_001104.LAB	3/11/2020	6:44	5,053.02	-1.43	0.00	-0.02	10.55	-24.14	149.72	0.99	
INLET #1_001105.LAB	3/11/2020	6:44	5,055.51	-2.46	0.00	-0.02	10.58	-22.52	149.75	0.99	
INLET #1_001106.LAB	3/11/2020	6:45	5,053.22	-0.99	0.00	-0.01	10.55	-23.20	149.70	0.99	
INLET #1_001107.LAB	3/11/2020	6:45	5,052.83	-2.12	0.00	-0.01	10.55	-21.33	149.71	0.99	
INLET #1_001108.LAB	3/11/2020	6:45	5,061.02	-1.76	0.00	-0.01	10.53	-21.69	149.75	0.99	
INLET #1_001109.LAB	3/11/2020	6:45	5,062.95	-2.66	0.00	-0.01	10.54	-26.39	149.80	0.99	
INLET #1_001110.LAB	3/11/2020	6:46	5,060.43	-1.38	0.00	-0.01	10.53	-22.12	149.76	0.99	5,059.31
INLET #1_001111.LAB	3/11/2020	6:46	5,060.04	-0.98	0.00	-0.01	10.56	-22.85	149.73	0.98	
INLET #1_001112.LAB	3/11/2020	6:46	5,035.07	-1.58	0.00	-0.01	10.50	-21.34	149.82	0.98	
INLET #1_001113.LAB	3/11/2020	6:46	454.20	-0.51	0.00	0.01	0.85	50.66	149.77	0.99	
INLET #1_001114.LAB	3/11/2020	6:47	31.64	0.00	0.00	0.01	0.11	-4.36	149.75	0.99	
INLET #1_001115.LAB	3/11/2020	6:47	35.30	0.07	0.00	0.01	0.10	-4.73	149.78	0.99	
INLET #1_001116.LAB	3/11/2020	6:47	38.01	0.11	0.00	0.00	0.10	-4.59	149.80	0.99	
INLET #1_001117.LAB	3/11/2020	6:47	22.14	-0.02	0.00	0.00	0.08	-4.32	149.80	0.99	
INLET #1_001118.LAB	3/11/2020	6:48	9.64	0.08	0.00	0.00	0.06	-4.08	149.78	0.99	
INLET #1_001119.LAB	3/11/2020	6:48	4.59	0.00	0.00	0.00	0.06	-4.08	149.78	0.99	
INLET #1_001120.LAB	3/11/2020	6:48	1.98	0.09	0.00	0.00	0.06	-3.86	149.76	0.99	
INLET #1_001121.LAB	3/11/2020	6:48	0.42	0.01	0.00	0.00	0.06	-4.01	149.83	0.99	
INLET #1_001122.LAB	3/11/2020	6:49	-1.18	-0.07	0.00	0.00	0.05	-4.06	149.82	0.99	
INLET #1_001123.LAB	3/11/2020	6:49	-2.13	0.05	0.00	0.00	0.05	-4.17	149.78	0.99	
INLET #1_001124.LAB	3/11/2020	6:49	-2.62	-0.03	0.00	0.00	0.05	-3.92	149.76	0.99	

Spectrum	Date	Time	Ethylene ox	METHANE	CO2% 150(	H2O% 150(	SULFUR HI	ETHYLENE	Temp (C)	Pressure (Atm)
INLET #1_001125.LAB	3/11/2020	6:51	-4.05	-0.10	0.00	0.00	0.01	-5.15	149.79	0.99
INLET #1_001126BKG.LAB	3/11/2020	6:52	0.00	0.00	0.00	0.00	0.00	0.00	149.77	0.99
INLET #1_001127.LAB	3/11/2020	6:53	-0.25	0.10	0.00	0.00	0.00	-0.21	149.78	0.99
INLET #1_001128.LAB	3/11/2020	7:35	0.36	3.37	0.04	0.64	0.00	-6.21	149.87	0.99
INLET #1_001129.LAB	3/11/2020	7:36	2,715.14	0.48	0.00	0.10	-0.17	177.15	149.83	0.99
INLET #1_001130.LAB	3/11/2020	7:37	4,747.50	2.58	0.01	0.10	0.07	-40.06	149.83	0.99
INLET #1_001131.LAB	3/11/2020	7:38	4,170.33	2.20	0.01	0.10	0.07	-46.63	149.84	0.99
INLET #1_001132.LAB	3/11/2020	7:39	4,033.38	1.87	0.00	0.10	0.08	-52.78	149.78	0.99
INLET #1_001133.LAB	3/11/2020	7:40	4,029.00	1.77	0.00	0.10	0.08	-55.10	149.76	0.99
INLET #1_001134.LAB	3/11/2020	7:41	4,042.29	1.48	0.00	0.10	0.08	-55.24	149.76	0.99
INLET #1_001135.LAB	3/11/2020	7:42	4,912.85	1.83	0.00	0.12	0.05	-32.82	149.74	0.99
INLET #1_001136.LAB	3/11/2020	7:43	4,307.19	2.28	0.00	0.10	0.07	-44.20	149.75	0.99
INLET #1_001137.LAB	3/11/2020	7:44	4,288.50	2.30	0.00	0.10	0.08	-43.93	149.77	0.99
INLET #1_001138.LAB	3/11/2020	7:45	4,261.73	1.56	0.00	0.10	0.08	-45.03	149.77	0.99
INLET #1_001139.LAB	3/11/2020	7:46	4,238.86	1.54	0.00	0.10	0.07	-45.21	149.76	0.99
INLET #1_001140.LAB	3/11/2020	7:47	4,209.47	1.77	0.00	0.10	0.08	-48.88	149.77	0.99
INLET #1_001141.LAB	3/11/2020	7:48	4,166.04	2.11	0.00	0.09	0.08	-48.59	149.75	0.99
INLET #1_001142.LAB	3/11/2020	7:49	4,150.59	2.00	0.00	0.10	0.08	-51.46	149.75	0.99
INLET #1_001143.LAB	3/11/2020	7:50	4,084.73	1.95	0.01	0.10	0.08	-59.97	149.77	0.99
INLET #1_001144.LAB	3/11/2020	7:51	4,097.42	1.67	0.01	0.10	0.08	-46.87	149.76	0.99
INLET #1_001145.LAB	3/11/2020	7:52	4,082.33	1.72	0.00	0.09	0.08	-54.45	149.77	0.99
INLET #1_001146.LAB	3/11/2020	7:53	4,071.10	1.28	0.01	0.10	0.08	-53.69	149.75	0.99
INLET #1_001147.LAB	3/11/2020	7:54	4,056.38	1.62	0.01	0.10	0.08	-60.41	149.78	0.99
INLET #1_001148.LAB	3/11/2020	7:55	4,034.54	1.86	0.01	0.09	0.08	-58.70	149.74	0.99
INLET #1_001149.LAB	3/11/2020	7:56	4,006.93	1.81	0.01	0.09	0.08	-57.31	149.76	0.99
INLET #1_001150.LAB	3/11/2020	7:57	3,977.76	1.45	0.01	0.10	0.08	-57.02	149.78	0.99
INLET #1_001151.LAB	3/11/2020	7:58	3,949.32	4.53	0.01	0.12	-0.03	13.31	149.79	0.99
INLET #1_001152.LAB	3/11/2020	7:59	3,925.39	4.77	0.01	0.12	-0.02	2.80	149.76	0.99
INLET #1_001153.LAB	3/11/2020	8:00	3,906.91	4.50	0.01	0.12	-0.03	16.18	149.79	0.99
INLET #1_001154.LAB	3/11/2020	8:01	3,884.64	4.44	0.01	0.12	-0.03	14.51	149.77	0.99
INLET #1_001155.LAB	3/11/2020	8:02	3,867.38	4.42	0.01	0.12	-0.03	22.99	149.76	0.99
INLET #1_001156.LAB	3/11/2020	8:03	3,846.15	4.59	0.01	0.12	-0.03	13.15	149.79	0.99
INLET #1_001157.LAB	3/11/2020	8:04	3,827.94	4.17	0.01	0.12	-0.03	9.31	149.78	0.99
INLET #1_001158.LAB	3/11/2020	8:05	3,740.40	4.36	0.01	0.12	-0.03	15.89	149.77	0.99
INLET #1_001159.LAB	3/11/2020	8:06	3,739.05	4.67	0.01	0.12	-0.02	14.07	149.78	0.99
INLET #1_001160.LAB	3/11/2020	8:07	3,793.81	4.61	0.01	0.12	-0.02	10.46	149.76	0.99
INLET #1_001161.LAB	3/11/2020	8:08	3,774.83	4.62	0.01	0.12	-0.03	7.31	149.78	0.99
INLET #1_001162.LAB	3/11/2020	8:09	3,673.48	4.79	0.02	0.12	-0.02	4.65	149.75	0.99
INLET #1_001163.LAB	3/11/2020	8:10	3,620.66	4.55	0.02	0.11	-0.02	0.14	149.78	0.99
INLET #1_001164.LAB	3/11/2020	8:11	3,588.13	4.49	0.02	0.12	-0.02	0.12	149.77	0.99

Spectrum	Date	Time	Ethylene o	METHANE	CO2% 150(	H2O% 150(	SULFUR H	ETHYLENE	Temp (C)	Pressure (Atm)
INLET #1_001165.LAB	3/11/2020	8:12	3,551.62	4.81	0.02	0.12	-0.02	-5.86	149.78	0.99
INLET #1_001166.LAB	3/11/2020	8:13	3,504.54	4.89	0.02	0.11	-0.02	-6.76	149.75	0.99
INLET #1_001167.LAB	3/11/2020	8:14	3,466.68	4.35	0.02	0.11	-0.02	-5.34	149.77	0.99
INLET #1_001168.LAB	3/11/2020	8:15	3,443.20	4.36	0.02	0.12	-0.02	-7.39	149.77	0.99
INLET #1_001169.LAB	3/11/2020	8:16	3,419.50	4.94	0.02	0.11	-0.02	-3.67	149.77	0.99
INLET #1_001170.LAB	3/11/2020	8:17	3,403.88	4.89	0.02	0.11	-0.01	-12.64	149.79	0.99
INLET #1_001171.LAB	3/11/2020	8:18	3,391.30	4.71	0.02	0.12	-0.02	-12.50	149.77	0.99
INLET #1_001172.LAB	3/11/2020	8:19	3,376.21	4.40	0.02	0.12	-0.01	-13.80	149.77	0.99
INLET #1_001173.LAB	3/11/2020	8:20	3,362.25	4.45	0.02	0.12	-0.02	-13.65	149.78	0.99
INLET #1_001174.LAB	3/11/2020	8:21	3,350.91	4.27	0.02	0.11	-0.01	-9.66	149.80	0.99
INLET #1_001175.LAB	3/11/2020	8:22	3,574.59	4.93	0.02	0.12	-0.02	-5.42	149.80	0.99
INLET #1_001176.LAB	3/11/2020	8:23	3,686.76	4.74	0.01	0.12	-0.02	2.16	149.79	0.99
INLET #1_001177.LAB	3/11/2020	8:24	3,753.63	4.66	0.01	0.12	-0.02	12.65	149.79	0.99
INLET #1_001178.LAB	3/11/2020	8:25	3,779.30	4.41	0.00	0.12	-0.03	3.27	149.78	0.98
INLET #1_001179.LAB	3/11/2020	8:26	3,424.08	4.00	0.00	0.11	-0.02	-7.04	149.83	0.98
INLET #1_001180.LAB	3/11/2020	8:27	3,203.56	3.61	0.00	0.11	-0.01	-20.67	149.79	0.98
INLET #1_001181.LAB	3/11/2020	8:28	3,197.52	3.63	0.00	0.10	-0.01	-22.84	149.80	0.98
INLET #1_001182.LAB	3/11/2020	8:29	3,198.38	3.91	0.00	0.10	-0.01	-20.33	149.82	0.98
INLET #1_001183.LAB	3/11/2020	8:30	3,197.50	3.82	0.00	0.11	-0.01	-23.49	149.82	0.98
INLET #1_001184.LAB	3/11/2020	8:31	3,200.77	3.65	0.00	0.11	-0.01	-22.11	149.85	0.98
INLET #1_001185.LAB	3/11/2020	8:32	3,203.66	3.73	0.00	0.10	-0.01	-22.13	149.82	0.98
INLET #1_001186.LAB	3/11/2020	8:33	3,205.29	3.83	0.00	0.10	-0.01	-21.76	149.85	0.98
INLET #1_001187.LAB	3/11/2020	8:34	3,295.95	3.97	0.00	0.11	-0.02	-18.66	149.85	0.98
INLET #1_001188.LAB	**3/11/2020**	**8:35**	**3,815.68**	**4.47**	**0.01**	**0.12**	**-0.02**	**5.70**	**149.84**	**0.98**
INLET #1_001189.LAB	**3/11/2020**	**8:36**	**4,037.59**	**1.66**	**0.01**	**0.10**	**0.08**	**-64.88**	**149.82**	**0.98**
INLET #1_001190.LAB	**3/11/2020**	**8:37**	**4,310.58**	**1.97**	**0.01**	**0.11**	**0.08**	**-56.80**	**149.81**	**0.98**
INLET #1_001191.LAB	**3/11/2020**	**8:38**	**4,447.47**	**1.79**	**0.01**	**0.11**	**0.08**	**-49.89**	**149.82**	**0.98**
INLET #1_001192.LAB	**3/11/2020**	**8:39**	**4,502.23**	**2.33**	**0.01**	**0.12**	**0.09**	**-46.67**	**149.84**	**0.98**
INLET #1_001193.LAB	**3/11/2020**	**8:40**	**4,645.41**	**2.01**	**0.01**	**0.11**	**0.08**	**-46.08**	**149.85**	**0.98**
INLET #1_001194.LAB	**3/11/2020**	**8:41**	**6,569.96**	**2.67**	**0.01**	**0.13**	**-0.05**	**-26.35**	**149.80**	**0.98**
INLET #1_001195.LAB	**3/11/2020**	**8:42**	**9,191.12**	**3.16**	**0.01**	**0.11**	**-0.24**	**-99.80**	**149.82**	**0.98**
INLET #1_001196.LAB	**3/11/2020**	**8:43**	**10,044.69**	**6.05**	**0.01**	**0.11**	**-0.26**	**-62.48**	**149.79**	**0.98**
INLET #1_001197.LAB	**3/11/2020**	**8:44**	**9,225.50**	**2.69**	**0.01**	**0.09**	**-0.24**	**-110.02**	**149.81**	**0.98**
INLET #1_001198.LAB	**3/11/2020**	**8:45**	**8,916.74**	**1.58**	**0.01**	**0.07**	**-0.25**	**-148.06**	**149.78**	**0.98**
INLET #1_001199.LAB	**3/11/2020**	**8:46**	**9,393.13**	**3.02**	**0.01**	**0.07**	**-0.26**	**-101.78**	**149.84**	**0.98**
INLET #1_001200.LAB	**3/11/2020**	**8:47**	**9,007.50**	**1.16**	**0.01**	**0.07**	**-0.25**	**-132.02**	**149.82**	**0.98**
INLET #1_001201.LAB	**3/11/2020**	**8:48**	**9,507.08**	**3.11**	**0.01**	**0.07**	**-0.26**	**-98.39**	**149.87**	**0.98**
INLET #1_001202.LAB	**3/11/2020**	**8:49**	**9,129.87**	**1.73**	**0.01**	**0.08**	**-0.25**	**-114.39**	**149.80**	**0.98**
INLET #1_001203.LAB	**3/11/2020**	**8:50**	**8,472.27**	**1.77**	**0.01**	**0.07**	**-0.24**	**-162.39**	**149.84**	**0.98**
INLET #1_001204.LAB	**3/11/2020**	**8:51**	**8,188.18**	**2.27**	**0.01**	**0.08**	**-0.24**	**-162.56**	**149.82**	**0.98**
INLET #1_001205.LAB	**3/11/2020**	**8:52**	**8,258.55**	**1.71**	**0.01**	**0.08**	**-0.24**	**-161.31**	**149.79**	**0.98**
INLET #1_001206.LAB	**3/11/2020**	**8:53**	**8,389.15**	**1.81**	**0.01**	**0.08**	**-0.24**	**-166.93**	**149.82**	**0.98**
INLET #1_001207.LAB	**3/11/2020**	**8:54**	**8,544.64**	**2.01**	**0.01**	**0.08**	**-0.24**	**-165.64**	**149.85**	**0.98**
INLET #1_001208.LAB	**3/11/2020**	**8:55**	**8,640.71**	**1.47**	**0.01**	**0.07**	**-0.25**	**-167.35**	**149.83**	**0.98**
INLET #1_001209.LAB	**3/11/2020**	**8:56**	**7,414.15**	**2.57**	**0.02**	**0.09**	**-0.08**	**-17.37**	**149.84**	**0.98**
INLET #1_001210.LAB	**3/11/2020**	**8:57**	**6,038.50**	**2.17**	**0.02**	**0.10**	**0.00**	**-26.13**	**149.82**	**0.98**
INLET #1_001211.LAB	**3/11/2020**	**8:58**	**5,634.56**	**2.20**	**0.02**	**0.10**	**0.05**	**-29.20**	**149.82**	**0.98**
INLET #1_001212.LAB	**3/11/2020**	**8:59**	**5,534.54**	**2.27**	**0.02**	**0.07**	**0.04**	**-34.64**	**149.81**	**0.98**
INLET #1_001213.LAB	**3/11/2020**	**9:00**	**6,080.35**	**2.27**	**0.01**	**0.10**	**-0.01**	**-25.09**	**149.85**	**0.98**
INLET #1_001214.LAB	**3/11/2020**	**9:01**	**6,870.27**	**3.01**	**0.01**	**0.09**	**-0.08**	**-32.05**	**149.84**	**0.98**
INLET #1_001215.LAB	**3/11/2020**	**9:02**	**7,224.80**	**2.16**	**0.01**	**0.09**	**-0.09**	**-26.64**	**149.88**	**0.98**
INLET #1_001216.LAB	**3/11/2020**	**9:03**	**7,506.37**	**2.12**	**0.01**	**0.09**	**-0.11**	**-20.77**	**149.87**	**0.98**
INLET #1_001217.LAB	**3/11/2020**	**9:04**	**8,223.92**	**1.52**	**0.00**	**0.08**	**-0.24**	**-165.31**	**149.90**	**0.98**
INLET #1_001218.LAB	**3/11/2020**	**9:05**	**8,727.48**	**1.45**	**0.00**	**0.08**	**-0.25**	**-165.60**	**149.86**	**0.98**
INLET #1_001219.LAB	**3/11/2020**	**9:06**	**9,105.94**	**2.06**	**0.00**	**0.08**	**-0.26**	**-122.70**	**149.83**	**0.98**
INLET #1_001220.LAB	**3/11/2020**	**9:07**	**9,370.13**	**2.55**	**0.00**	**0.07**	**-0.27**	**-100.03**	**149.85**	**0.98**
INLET #1_001221.LAB	**3/11/2020**	**9:08**	**10,007.55**	**2.84**	**0.00**	**0.07**	**-0.29**	**-66.04**	**149.81**	**0.98**
INLET #1_001222.LAB	**3/11/2020**	**9:09**	**10,344.65**	**4.82**	**0.00**	**0.08**	**-0.26**	**-50.98**	**149.90**	**0.98**
INLET #1_001223.LAB	**3/11/2020**	**9:10**	**10,713.85**	**3.39**	**0.00**	**0.07**	**-0.24**	**-71.09**	**149.87**	**0.98**
INLET #1_001224.LAB	**3/11/2020**	**9:11**	**11,445.17**	**7.82**	**0.00**	**0.07**	**-0.22**	**-54.72**	**149.88**	**0.98**
INLET #1_001225.LAB	**3/11/2020**	**9:12**	**10,765.91**	**4.16**	**0.00**	**0.06**	**-0.25**	**-70.24**	**149.84**	**0.98**
INLET #1_001226.LAB	**3/11/2020**	**9:13**	**9,769.85**	**1.77**	**0.00**	**0.06**	**-0.27**	**-80.71**	**149.82**	**0.98**
INLET #1_001227.LAB	**3/11/2020**	**9:14**	**9,914.83**	**3.61**	**0.00**	**0.08**	**-0.26**	**-63.45**	**149.80**	**0.98**
INLET #1_001228.LAB	**3/11/2020**	**9:15**	**11,138.30**	**5.09**	**0.00**	**0.06**	**-0.24**	**-59.97**	**149.82**	**0.98**
INLET #1_001229.LAB	**3/11/2020**	**9:16**	**11,343.80**	**5.55**	**0.00**	**0.05**	**-0.22**	**-58.54**	**149.85**	**0.98**
INLET #1_001230.LAB	**3/11/2020**	**9:17**	**11,918.30**	**5.13**	**0.00**	**0.05**	**-0.19**	**-58.01**	**149.82**	**0.98**
INLET #1_001231.LAB	**3/11/2020**	**9:18**	**13,249.53**	**8.82**	**0.00**	**0.04**	**-0.16**	**-33.12**	**149.81**	**0.98**
INLET #1_001232.LAB	**3/11/2020**	**9:19**	**4,187.76**	**-6.81**	**0.00**	**0.10**	**0.77**	**133.75**	**149.85**	**0.98**
INLET #1_001233.LAB	**3/11/2020**	**9:20**	**1,479.27**	**0.59**	**0.00**	**0.00**	**-0.02**	**54.50**	**149.82**	**0.98**
INLET #1_001234.LAB	**3/11/2020**	**9:21**	**1,631.20**	**0.34**	**0.00**	**-0.01**	**-0.02**	**90.58**	**149.82**	**0.98**
INLET #1_001235.LAB	**3/11/2020**	**9:22**	**1,673.23**	**0.52**	**0.00**	**0.00**	**-0.02**	**86.19**	**149.86**	**0.98**
INLET #1_001236.LAB	**3/11/2020**	**9:23**	**3,123.97**	**-0.18**	**0.00**	**0.05**	**-0.01**	**5.87**	**149.82**	**0.98**
INLET #1_001237.LAB	**3/11/2020**	**9:24**	**7,095.55**	**1.36**	**0.00**	**0.03**	**-0.09**	**-16.39**	**149.82**	**0.98**
INLET #1_001238.LAB	**3/11/2020**	**9:25**	**6,891.99**	**0.64**	**0.00**	**0.04**	**-0.08**	**-21.48**	**149.80**	**0.98**
INLET #1_001239.LAB	**3/11/2020**	**9:26**	**6,360.45**	**0.39**	**0.00**	**0.04**	**-0.04**	**-22.30**	**149.79**	**0.98**
INLET #1_001240.LAB	**3/11/2020**	**9:27**	**5,485.34**	**1.14**	**0.00**	**0.02**	**0.03**	**-34.71**	**149.84**	**0.98**
INLET #1_001241.LAB	**3/11/2020**	**9:28**	**4,914.82**	**1.15**	**0.00**	**0.03**	**0.09**	**-42.91**	**149.82**	**0.98**

Spectrum	Date	Time	Ethylene o	METHANE	CO2% 150	H2O% 150	SULFUR H	ETHYLENE	Temp (C)	Pressure (Atm)
INLET #1_001242.LAB	3/11/2020	9:29	4,624.74	1.13	0.00	0.03	0.09	-44.53	149.84	0.98
INLET #1_001243.LAB	3/11/2020	9:30	4,469.66	1.03	0.00	0.03	0.09	-48.76	149.90	0.98
INLET #1_001244.LAB	3/11/2020	9:31	4,404.98	0.69	0.00	0.03	0.09	-49.58	149.98	0.98
INLET #1_001245.LAB	3/11/2020	9:32	4,451.01	1.12	0.00	0.03	0.09	-48.73	149.99	0.98
INLET #1_001246.LAB	3/11/2020	9:33	4,500.18	0.55	0.00	0.03	0.09	-47.03	149.91	0.98
INLET #1_001247.LAB	3/11/2020	9:34	4,525.88	1.20	0.00	0.03	0.09	-44.10	149.88	0.98
INLET #1_001248.LAB	3/11/2020	9:35	4,555.17	0.72	0.00	0.03	0.08	-49.50	149.84	0.98
INLET #1_001249.LAB	3/11/2020	9:36	4,686.23	0.89	0.00	0.03	0.09	-46.63	149.75	0.98
INLET #1_001250.LAB	3/11/2020	9:37	4,865.45	0.88	0.00	0.03	0.09	-43.53	149.71	0.98
INLET #1_001251.LAB	3/11/2020	9:38	5,010.61	1.13	0.00	0.03	0.08	-39.59	149.71	0.98
INLET #1_001252.LAB	3/11/2020	9:39	5,310.03	1.01	0.00	0.02	0.06	-40.21	149.71	0.98
INLET #1_001253.LAB	3/11/2020	9:40	5,607.71	0.74	0.00	0.02	0.03	-36.04	149.73	0.98
INLET #1_001254.LAB	3/11/2020	9:41	5,826.19	0.32	0.00	0.04	0.00	-26.40	149.75	0.98
INLET #1_001255.LAB	3/11/2020	9:42	6,017.66	0.79	0.00	0.04	0.00	-25.30	149.76	0.98
INLET #1_001256.LAB	3/11/2020	9:43	6,136.72	0.45	0.00	0.04	-0.01	-25.33	149.75	0.98
INLET #1_001257.LAB	3/11/2020	9:44	6,181.74	0.58	0.00	0.04	-0.01	-18.80	149.75	0.98
INLET #1_001258.LAB	3/11/2020	9:45	6,219.83	0.48	0.00	0.04	-0.03	-25.83	149.77	0.98
INLET #1_001259.LAB	3/11/2020	9:46	6,240.27	0.21	0.00	0.04	-0.02	-24.29	149.76	0.98
INLET #1_001260.LAB	3/11/2020	9:47	6,048.09	0.31	0.00	0.04	0.01	-23.07	149.79	0.98
INLET #1_001261.LAB	3/11/2020	9:48	5,467.54	1.00	0.00	0.03	0.04	-34.41	149.78	0.98
INLET #1_001262.LAB	3/11/2020	9:49	4,934.87	0.69	0.00	0.02	0.09	-40.31	149.80	0.98
INLET #1_001263.LAB	3/11/2020	9:50	4,616.19	0.32	0.00	0.03	0.09	-44.54	149.78	0.98
INLET #1_001264.LAB	3/11/2020	9:51	4,419.11	0.86	0.00	0.04	0.08	-52.83	149.80	0.98
INLET #1_001265.LAB	3/11/2020	9:52	4,309.29	0.91	0.00	0.03	0.09	-54.06	149.81	0.98
INLET #1_001266.LAB	3/11/2020	9:53	4,242.54	0.70	0.00	0.03	0.10	-59.23	149.82	0.98
INLET #1_001267.LAB	3/11/2020	9:54	4,228.09	0.16	0.00	0.03	0.08	-63.81	149.78	0.98
INLET #1_001268.LAB	3/11/2020	9:55	4,253.06	1.01	0.00	0.03	0.09	-48.86	149.79	0.98
INLET #1_001269.LAB	3/11/2020	9:56	4,224.91	0.40	0.00	0.03	0.09	-63.42	149.80	0.98
INLET #1_001270.LAB	3/11/2020	9:57	4,188.16	1.09	0.00	0.04	0.08	-60.19	149.83	0.98
INLET #1_001271.LAB	3/11/2020	9:58	4,198.18	1.32	0.00	0.03	0.09	-61.42	149.81	0.98
INLET #1_001272.LAB	3/11/2020	9:59	4,225.95	0.72	0.00	0.03	0.08	-63.56	149.80	0.98
INLET #1_001273.LAB	3/11/2020	10:00	4,224.36	0.58	0.00	0.03	0.09	-62.96	149.81	0.98
INLET #1_001274.LAB	3/11/2020	10:01	4,206.61	0.45	0.00	0.03	0.09	-58.32	149.82	0.98
INLET #1_001275.LAB	3/11/2020	10:02	4,269.99	0.59	0.00	0.03	0.08	-57.22	149.84	0.98
INLET #1_001276.LAB	3/11/2020	10:03	4,398.75	0.95	0.00	0.03	0.09	-49.01	149.86	0.98
INLET #1_001277.LAB	3/11/2020	10:04	4,516.19	0.55	0.00	0.03	0.08	-46.77	149.84	0.98
INLET #1_001278.LAB	3/11/2020	10:05	4,490.73	0.57	0.00	0.03	0.09	-48.98	149.82	0.98
INLET #1_001279.LAB	3/11/2020	10:06	4,467.81	0.17	0.00	0.03	0.09	-57.85	149.82	0.98
INLET #1_001280.LAB	3/11/2020	10:07	4,486.39	0.90	0.00	0.03	0.09	-47.65	149.83	0.98
INLET #1_001281.LAB	3/11/2020	10:08	4,483.55	0.55	0.00	0.03	0.09	-46.55	149.87	0.98
INLET #1_001282.LAB	3/11/2020	10:09	4,475.41	0.71	0.00	0.03	0.09	-49.80	149.88	0.98
INLET #1_001283.LAB	3/11/2020	10:10	4,295.78	0.72	0.00	0.03	0.09	-50.48	149.90	0.98
INLET #1_001284.LAB	3/11/2020	10:11	4,068.23	0.65	0.00	0.03	0.09	-60.90	149.87	0.98
INLET #1_001285.LAB	3/11/2020	10:12	3,910.60	3.82	0.00	0.06	-0.02	5.87	149.84	0.98
INLET #1_001286.LAB	3/11/2020	10:13	3,810.03	3.40	0.00	0.06	-0.02	9.28	149.86	0.98
INLET #1_001287.LAB	3/11/2020	10:14	4,102.86	0.63	0.00	0.03	0.08	-60.88	149.86	0.98
INLET #1_001288.LAB	3/11/2020	10:15	5,246.16	0.61	0.00	0.02	0.07	-39.55	149.85	0.98
INLET #1_001289.LAB	3/11/2020	10:16	6,038.06	1.03	0.00	0.05	-0.01	-24.29	149.80	0.98
INLET #1_001290.LAB	3/11/2020	10:17	6,466.72	0.72	0.00	0.04	-0.04	-24.26	149.87	0.98
INLET #1_001291.LAB	3/11/2020	10:18	6,748.10	0.70	0.00	0.04	-0.08	-25.29	149.87	0.98
INLET #1_001292.LAB	3/11/2020	10:19	7,018.83	1.04	0.00	0.04	-0.08	-22.91	149.87	0.98
INLET #1_001293.LAB	3/11/2020	10:20	7,245.23	1.24	0.00	0.03	-0.10	-22.45	149.85	0.98
INLET #1_001294.LAB	3/11/2020	10:21	7,205.34	1.11	0.00	0.03	-0.10	-19.82	149.85	0.98
INLET #1_001295.LAB	3/11/2020	10:22	7,183.06	0.80	0.00	0.03	-0.09	-19.26	149.85	0.98
INLET #1_001296.LAB	3/11/2020	10:23	6,509.29	1.14	0.00	0.04	-0.04	-19.42	149.82	0.98
INLET #1_001297.LAB	3/11/2020	10:24	5,808.48	0.87	0.00	0.04	0.02	-24.21	149.81	0.98
INLET #1_001298.LAB	3/11/2020	10:25	5,370.81	0.91	0.00	0.02	0.06	-38.87	149.86	0.98
INLET #1_001299.LAB	3/11/2020	10:26	5,146.19	0.69	0.00	0.02	0.08	-42.77	149.87	0.98
INLET #1_001300.LAB	3/11/2020	10:27	4,993.27	0.89	0.00	0.02	0.10	-38.97	149.86	0.98
INLET #1_001301.LAB	3/11/2020	10:28	4,892.73	0.76	0.00	0.02	0.09	-41.72	149.88	0.98
INLET #1_001302.LAB	3/11/2020	10:29	4,833.02	0.06	0.00	0.03	0.09	-42.25	149.83	0.98
INLET #1_001303.LAB	3/11/2020	10:30	4,803.12	0.42	0.00	0.02	0.09	-41.80	149.86	0.98
INLET #1_001304.LAB	3/11/2020	10:31	4,736.08	0.95	0.00	0.02	0.08	-44.83	149.87	0.98
INLET #1_001305.LAB	3/11/2020	10:32	4,594.76	0.98	0.00	0.03	0.09	-45.87	149.89	0.98
INLET #1_001306.LAB	3/11/2020	10:33	4,411.95	0.57	0.00	0.03	0.09	-49.39	149.89	0.98
INLET #1_001307.LAB	3/11/2020	10:34	4,888.00	0.98	0.00	0.02	0.09	-41.24	149.86	0.98
INLET #1_001308.LAB	3/11/2020	10:35	5,198.91	0.97	0.00	0.02	0.09	-43.12	149.89	0.98
INLET #1_001309.LAB	3/11/2020	10:36	5,345.04	0.43	0.00	0.02	0.07	-40.29	149.89	0.98
INLET #1_001310.LAB	3/11/2020	10:37	5,429.92	1.15	0.00	0.02	0.06	-38.74	149.90	0.98
INLET #1_001311.LAB	3/11/2020	10:38	5,390.43	0.40	0.00	0.02	0.07	-40.10	149.85	0.98
INLET #1_001312.LAB	3/11/2020	10:39	5,336.30	0.51	0.00	0.02	0.07	-40.88	149.85	0.98
INLET #1_001313.LAB	3/11/2020	10:40	5,331.05	0.63	0.00	0.02	0.07	-41.61	149.91	0.98
INLET #1_001314.LAB	3/11/2020	10:41	5,362.68	0.82	0.00	0.02	0.06	-40.28	149.93	0.98
INLET #1_001315.LAB	3/11/2020	10:42	5,430.42	1.21	0.00	0.02	0.07	-37.71	149.91	0.98
INLET #1_001316.LAB	3/11/2020	10:43	5,406.42	0.14	0.00	0.02	0.08	-39.98	149.91	0.98

Spectrum	Date	Time	Ethylene o	METHANE	CO2% 150(	H2O% 150(	SULFUR H	ETHYLENE	Temp (C)	Pressure (Atm)
INLET #1_001317.LAB	3/11/2020	10:44	5,383.94	0.52	0.00	0.02	0.07	-39.38	149.89	0.98
INLET #1_001318.LAB	3/11/2020	10:45	5,028.11	0.52	0.00	0.02	0.09	-43.13	149.88	0.98
INLET #1_001319.LAB	3/11/2020	10:46	4,679.36	0.66	0.00	0.02	0.09	-45.61	149.85	0.98
INLET #1_001320.LAB	3/11/2020	10:47	4,464.86	1.08	0.00	0.02	0.09	-48.22	149.90	0.98
INLET #1_001321.LAB	3/11/2020	10:48	4,348.98	0.88	0.00	0.03	0.09	-50.30	149.91	0.98
INLET #1_001322.LAB	3/11/2020	10:49	4,247.62	0.86	0.00	0.03	0.10	-50.81	149.90	0.98
INLET #1_001323.LAB	3/11/2020	10:50	4,162.92	0.76	0.00	0.03	0.09	-53.85	149.93	0.98
INLET #1_001324.LAB	3/11/2020	10:51	4,112.21	0.88	0.00	0.03	0.09	-52.74	149.90	0.98
INLET #1_001325.LAB	3/11/2020	10:52	4,093.29	0.68	0.00	0.03	0.09	-56.07	149.91	0.98
INLET #1_001326.LAB	3/11/2020	10:53	4,062.36	0.45	0.00	0.03	0.09	-55.18	149.87	0.98
INLET #1_001327.LAB	3/11/2020	10:54	4,042.15	0.38	0.00	0.03	0.09	-62.60	149.85	0.98
INLET #1_001328.LAB	3/11/2020	10:55	3,981.71	3.60	0.00	0.06	-0.01	5.86	149.85	0.98
INLET #1_001329.LAB	3/11/2020	10:56	4,174.44	0.58	0.00	0.03	0.10	-67.97	149.86	0.98
INLET #1_001330.LAB	3/11/2020	10:57	4,258.23	0.37	0.00	0.03	0.09	-51.19	149.91	0.98
INLET #1_001331.LAB	3/11/2020	10:58	4,286.72	0.66	0.00	0.03	0.09	-52.60	149.85	0.98
INLET #1_001332.LAB	3/11/2020	10:59	4,301.90	0.78	0.00	0.03	0.09	-51.66	149.84	0.98
INLET #1_001333.LAB	3/11/2020	11:00	4,255.69	0.93	0.00	0.03	0.09	-52.84	149.81	0.98
INLET #1_001334.LAB	3/11/2020	11:01	4,214.84	0.34	0.00	0.03	0.09	-49.63	149.82	0.98
INLET #1_001335.LAB	3/11/2020	11:02	4,333.60	0.96	0.00	0.03	0.10	-49.33	149.82	0.98
INLET #1_001336.LAB	3/11/2020	11:03	4,859.21	0.53	0.00	0.03	0.08	-44.27	149.86	0.98
INLET #1_001337.LAB	3/11/2020	11:04	5,383.43	0.84	0.00	0.02	0.06	-39.84	149.87	0.98
INLET #1_001338.LAB	3/11/2020	11:05	5,768.66	0.73	0.00	0.04	0.03	-27.18	149.86	0.98
INLET #1_001339.LAB	3/11/2020	11:06	6,152.29	0.03	0.00	0.04	-0.01	-28.90	149.84	0.98
INLET #1_001340.LAB	3/11/2020	11:07	6,382.72	0.62	0.00	0.04	-0.04	-22.67	149.87	0.98
INLET #1_001341.LAB	3/11/2020	11:08	6,465.82	1.25	0.00	0.04	-0.04	-24.14	149.84	0.98
INLET #1_001342.LAB	3/11/2020	11:09	6,536.79	0.23	0.00	0.04	-0.05	-21.69	149.82	0.98
INLET #1_001343.LAB	3/11/2020	11:10	6,321.37	0.90	0.00	0.04	-0.03	-22.30	149.86	0.98
INLET #1_001344.LAB	3/11/2020	11:11	5,526.43	0.81	0.00	0.02	0.06	-38.48	149.86	0.98
INLET #1_001345.LAB	3/11/2020	11:12	4,961.16	0.92	0.00	0.02	0.10	-46.12	149.85	0.98
INLET #1_001346.LAB	3/11/2020	11:13	4,656.04	0.87	0.00	0.02	0.09	-45.77	149.85	0.98
INLET #1_001347.LAB	3/11/2020	11:14	4,475.63	0.67	0.00	0.02	0.10	-49.40	149.88	0.98
INLET #1_001348.LAB	3/11/2020	11:15	4,331.98	0.62	0.00	0.02	0.09	-52.49	149.81	0.98
INLET #1_001349.LAB	3/11/2020	11:16	4,241.96	0.92	0.00	0.03	0.10	-53.20	149.82	0.98
INLET #1_001350.LAB	3/11/2020	11:17	4,156.55	0.69	0.00	0.02	0.09	-54.54	149.84	0.98
INLET #1_001351.LAB	3/11/2020	11:18	4,163.74	0.67	0.00	0.03	0.09	-54.35	149.87	0.98
INLET #1_001352.LAB	3/11/2020	11:19	4,164.20	0.69	0.00	0.03	0.09	-53.75	149.87	0.98
INLET #1_001353.LAB	3/11/2020	11:20	4,143.96	0.72	0.00	0.03	0.08	-62.54	149.83	0.98
INLET #1_001354.LAB	3/11/2020	11:21	4,164.25	0.08	0.00	0.03	0.09	-53.24	149.80	0.98
INLET #1_001355.LAB	3/11/2020	11:22	4,365.79	0.63	0.00	0.02	0.09	-51.96	149.79	0.98
INLET #1_001356.LAB	3/11/2020	11:23	4,489.13	0.83	0.00	0.03	0.10	-48.80	149.88	0.98
INLET #1_001357.LAB	3/11/2020	11:24	4,520.74	0.91	0.00	0.02	0.09	-52.43	149.84	0.98
INLET #1_001358.LAB	3/11/2020	11:25	4,571.89	0.42	0.00	0.02	0.10	-46.64	149.85	0.98
INLET #1_001359.LAB	3/11/2020	11:26	4,641.51	0.92	0.00	0.03	0.08	-45.65	149.83	0.98
INLET #1_001360.LAB	3/11/2020	11:27	4,718.65	0.74	0.00	0.02	0.09	-47.17	149.85	0.98
INLET #1_001361.LAB	3/11/2020	11:28	4,835.42	0.72	0.00	0.02	0.08	-43.95	149.81	0.98
INLET #1_001362.LAB	3/11/2020	11:29	4,919.91	1.09	0.00	0.02	0.09	-41.66	149.77	0.98
INLET #1_001363.LAB	3/11/2020	11:30	4,967.38	0.71	0.00	0.02	0.08	-42.65	149.84	0.98
INLET #1_001364.LAB	3/11/2020	11:31	5,020.00	0.41	0.00	0.02	0.09	-42.32	149.80	0.98
INLET #1_001365.LAB	3/11/2020	11:32	5,090.74	0.59	0.00	0.02	0.09	-47.89	149.81	0.98
INLET #1_001366.LAB	3/11/2020	11:33	4,857.57	0.95	0.00	0.02	0.10	-45.96	149.85	0.98
INLET #1_001367.LAB	3/11/2020	11:34	4,454.71	0.25	0.00	0.02	0.09	-48.73	149.84	0.98
INLET #1_001368.LAB	3/11/2020	11:35	4,217.05	0.76	0.00	0.02	0.09	-53.36	149.84	0.98
INLET #1_001369.LAB	3/11/2020	11:36	4,073.57	0.48	0.00	0.02	0.09	-64.00	149.81	0.98
INLET #1_001370.LAB	3/11/2020	11:37	3,964.49	3.89	0.00	0.06	-0.01	-10.01	149.87	0.98
INLET #1_001371.LAB	3/11/2020	11:38	3,928.18	3.67	0.00	0.06	-0.02	20.46	149.80	0.98
INLET #1_001372.LAB	3/11/2020	11:39	3,897.04	3.98	0.00	0.05	-0.02	-3.80	149.82	0.98
INLET #1_001373.LAB	3/11/2020	11:40	3,897.33	3.63	0.00	0.06	-0.02	-4.51	149.82	0.98
INLET #1_001374.LAB	3/11/2020	11:41	3,867.28	4.22	0.00	0.06	-0.02	0.58	149.81	0.98
INLET #1_001375.LAB	3/11/2020	11:42	3,834.22	3.52	0.00	0.06	-0.02	7.09	149.82	0.98
INLET #1_001376.LAB	3/11/2020	11:43	3,810.65	3.25	0.00	0.06	-0.02	6.66	149.80	0.98
INLET #1_001377.LAB	3/11/2020	11:44	3,854.92	3.69	0.00	0.06	-0.02	-11.29	149.84	0.98
INLET #1_001378.LAB	3/11/2020	11:45	3,937.52	3.92	0.00	0.06	-0.02	-10.78	149.80	0.98
INLET #1_001379.LAB	3/11/2020	11:46	3,932.18	4.07	0.00	0.06	-0.02	1.79	149.83	0.98
INLET #1_001380.LAB	3/11/2020	11:47	3,942.11	3.95	0.00	0.06	-0.02	-3.86	149.85	0.98
INLET #1_001381.LAB	3/11/2020	11:48	3,956.94	3.84	0.00	0.06	-0.02	-2.60	149.88	0.98
INLET #1_001382.LAB	3/11/2020	11:49	3,971.99	3.54	0.00	0.06	-0.02	-2.09	149.88	0.98
INLET #1_001383.LAB	3/11/2020	11:50	4,090.47	0.89	0.00	0.03	0.09	-64.90	149.88	0.98
INLET #1_001384.LAB	3/11/2020	11:51	4,392.02	1.31	0.00	0.02	0.09	-51.56	149.87	0.98
INLET #1_001385.LAB	3/11/2020	11:52	4,666.96	1.06	0.00	0.03	0.10	-48.64	149.90	0.98
INLET #1_001386.LAB	3/11/2020	11:53	4,839.84	1.02	0.00	0.02	0.10	-45.30	149.91	0.98
INLET #1_001387.LAB	3/11/2020	11:54	4,986.43	0.79	0.00	0.02	0.09	-40.62	149.87	0.98
INLET #1_001388.LAB	3/11/2020	11:55	5,241.93	1.20	0.00	0.02	0.08	-45.30	149.87	0.98
INLET #1_001389.LAB	3/11/2020	11:56	5,438.31	0.94	0.00	0.01	0.08	-40.43	149.85	0.98
INLET #1_001390.LAB	3/11/2020	11:57	5,528.51	1.24	0.00	0.02	0.06	-40.47	149.85	0.98
INLET #1_001391.LAB	3/11/2020	11:58	5,531.12	0.22	0.00	0.02	0.06	-38.60	149.88	0.98

Spectrum	Date	Time	Ethylene o	METHANE	CO2% 150(	H2O% 150(	SULFUR H	ETHYLENE	Temp (C)	Pressure (Atm)
INLET #1_001392.LAB	3/11/2020	11:59	5,045.49	0.83	0.00	0.02	0.09	-44.29	149.92	0.98
INLET #1_001393.LAB	3/11/2020	12:00	4,520.06	0.95	0.00	0.03	0.10	-47.36	149.88	0.98
INLET #1_001394.LAB	3/11/2020	12:01	4,200.52	0.85	0.00	0.03	0.09	-54.32	149.92	0.98
INLET #1_001395.LAB	3/11/2020	12:02	4,043.31	0.68	0.00	0.03	0.09	-53.92	149.88	0.98
INLET #1_001396.LAB	3/11/2020	12:03	3,914.21	3.67	0.00	0.06	-0.02	2.74	149.94	0.98
INLET #1_001397.LAB	3/11/2020	12:04	3,807.55	3.82	0.00	0.06	-0.02	-0.09	149.93	0.98
INLET #1_001398.LAB	3/11/2020	12:05	3,723.16	3.50	0.00	0.06	-0.02	-5.95	149.92	0.98
INLET #1_001399.LAB	3/11/2020	12:06	3,689.89	3.42	0.00	0.06	-0.01	-8.36	149.87	0.98
INLET #1_001400.LAB	3/11/2020	12:07	3,714.84	3.73	0.00	0.06	-0.02	-5.72	149.84	0.98
INLET #1_001401.LAB	3/11/2020	12:08	3,698.10	3.74	0.00	0.06	-0.02	-3.15	149.79	0.98
INLET #1_001402.LAB	3/11/2020	12:09	3,711.53	4.02	0.00	0.06	-0.02	-19.03	149.78	0.98
INLET #1_001403.LAB	3/11/2020	12:10	3,894.56	3.69	0.00	0.07	-0.03	0.12	149.73	0.98
INLET #1_001404.LAB	3/11/2020	12:11	3,993.55	3.77	0.00	0.06	-0.02	5.12	149.71	0.98
INLET #1_001405.LAB	3/11/2020	12:12	4,034.34	0.70	0.00	0.03	0.09	-57.78	149.74	0.98
INLET #1_001406.LAB	3/11/2020	12:13	4,076.72	0.67	0.00	0.03	0.09	-53.66	149.76	0.98
INLET #1_001407.LAB	3/11/2020	12:14	4,115.60	0.84	0.00	0.03	0.09	-57.88	149.76	0.98
INLET #1_001408.LAB	3/11/2020	12:15	4,160.81	0.80	0.00	0.03	0.09	-53.23	149.77	0.98
INLET #1_001409.LAB	3/11/2020	12:16	4,197.90	0.66	0.00	0.03	0.09	-54.99	149.76	0.98
INLET #1_001410.LAB	3/11/2020	12:17	4,275.27	0.65	0.00	0.03	0.09	-52.31	149.75	0.98
INLET #1_001411.LAB	3/11/2020	12:18	4,365.52	0.52	0.00	0.02	0.09	-54.83	149.75	0.98
INLET #1_001412.LAB	3/11/2020	12:19	4,386.89	0.65	0.00	0.03	0.09	-53.20	149.80	0.98
INLET #1_001413.LAB	3/11/2020	12:20	4,405.56	0.87	0.00	0.03	0.09	-49.99	149.80	0.98
INLET #1_001414.LAB	3/11/2020	12:21	4,186.10	0.44	0.00	0.03	0.08	-52.58	149.81	0.98
INLET #1_001415.LAB	3/11/2020	12:22	3,867.22	3.55	0.00	0.06	-0.02	-0.44	149.77	0.98
INLET #1_001416.LAB	3/11/2020	12:23	3,677.66	3.75	0.00	0.06	-0.01	-4.80	149.77	0.98
INLET #1_001417.LAB	3/11/2020	12:24	3,587.96	3.42	0.00	0.06	-0.02	-11.93	149.79	0.98
INLET #1_001418.LAB	3/11/2020	12:25	3,503.51	3.48	0.00	0.06	-0.01	-12.77	149.78	0.98
INLET #1_001419.LAB	3/11/2020	12:26	3,430.95	3.49	0.00	0.06	-0.01	-18.73	149.82	0.98
INLET #1_001420.LAB	3/11/2020	12:27	3,381.07	3.16	0.00	0.06	-0.01	-16.66	149.85	0.98
INLET #1_001421.LAB	3/11/2020	12:28	3,338.03	3.42	0.00	0.06	-0.02	-25.03	149.80	0.98
INLET #1_001422.LAB	3/11/2020	12:29	3,343.67	2.94	0.00	0.05	-0.01	-24.49	149.82	0.98
INLET #1_001423.LAB	3/11/2020	12:30	3,349.23	3.30	0.00	0.06	-0.01	-20.86	149.87	0.98
INLET #1_001424.LAB	3/11/2020	12:31	3,409.81	3.44	0.00	0.06	-0.02	-22.10	149.81	0.98
INLET #1_001425.LAB	3/11/2020	12:32	3,712.35	3.85	0.00	0.06	-0.02	-9.72	149.77	0.98
INLET #1_001426.LAB	3/11/2020	12:33	4,027.83	0.52	0.00	0.03	0.09	-63.91	149.78	0.98
INLET #1_001427.LAB	3/11/2020	12:34	4,267.53	0.65	0.00	0.03	0.09	-53.43	149.82	0.98
INLET #1_001428.LAB	3/11/2020	12:35	4,519.20	0.84	0.00	0.03	0.08	-53.59	149.81	0.98
INLET #1_001429.LAB	3/11/2020	12:36	4,723.06	0.90	0.00	0.03	0.10	-48.61	149.82	0.98
INLET #1_001430.LAB	3/11/2020	12:37	4,828.45	1.17	0.00	0.02	0.08	-47.42	149.87	0.98
INLET #1_001431.LAB	3/11/2020	12:38	4,899.56	0.72	0.00	0.02	0.08	-47.96	149.82	0.98
INLET #1_001432.LAB	3/11/2020	12:39	4,707.74	0.64	0.00	0.03	0.09	-46.62	149.81	0.98
INLET #1_001433.LAB	3/11/2020	12:40	4,365.85	0.87	0.00	0.03	0.09	-48.48	149.83	0.98
INLET #1_001434.LAB	3/11/2020	12:41	4,127.78	0.80	0.00	0.02	0.09	-54.69	149.80	0.98
INLET #1_001435.LAB	3/11/2020	12:42	4,004.23	0.34	0.00	0.03	0.09	-64.52	149.79	0.98
INLET #1_001436.LAB	3/11/2020	12:43	3,947.83	3.84	0.00	0.06	-0.02	-10.12	149.81	0.98
INLET #1_001437.LAB	3/11/2020	12:44	3,845.96	3.91	0.00	0.06	-0.02	-6.53	149.82	0.98
INLET #1_001438.LAB	3/11/2020	12:45	3,760.78	3.34	0.00	0.06	-0.01	11.56	149.83	0.98
INLET #1_001439.LAB	3/11/2020	12:46	3,649.96	3.50	0.00	0.06	-0.01	-7.56	149.89	0.98
INLET #1_001440.LAB	3/11/2020	12:47	3,542.23	3.45	0.00	0.06	-0.01	-13.23	149.89	0.98
INLET #1_001441.LAB	3/11/2020	12:48	3,453.21	3.44	0.00	0.06	-0.01	-16.87	149.82	0.98
INLET #1_001442.LAB	3/11/2020	12:49	3,388.41	3.25	0.00	0.06	-0.01	-16.88	149.82	0.98
INLET #1_001443.LAB	3/11/2020	12:50	3,431.11	3.33	0.00	0.06	-0.01	-19.36	149.81	0.98
INLET #1_001444.LAB	3/11/2020	12:51	3,684.19	3.35	0.00	0.06	-0.01	-10.50	149.79	0.98
INLET #1_001445.LAB	3/11/2020	12:52	3,782.68	3.68	0.00	0.06	-0.01	-11.11	149.83	0.98
INLET #1_001446.LAB	3/11/2020	12:53	3,782.52	3.90	0.00	0.06	-0.02	-5.14	149.84	0.98
INLET #1_001447.LAB	3/11/2020	12:54	3,799.10	3.47	0.00	0.06	-0.01	5.41	149.84	0.98
INLET #1_001448.LAB	3/11/2020	12:55	3,820.76	3.66	0.00	0.06	-0.02	0.62	149.80	0.98
INLET #1_001449.LAB	3/11/2020	12:56	3,844.83	3.54	0.00	0.06	-0.01	-0.79	149.82	0.98
INLET #1_001450.LAB	3/11/2020	12:57	3,888.32	3.95	0.00	0.06	-0.02	-12.92	149.81	0.98
INLET #1_001451.LAB	3/11/2020	12:58	3,948.90	3.89	0.00	0.06	-0.02	-5.35	149.85	0.98
INLET #1_001452.LAB	3/11/2020	12:59	4,002.57	3.57	0.00	0.06	-0.02	-0.42	149.83	0.98
INLET #1_001453.LAB	3/11/2020	13:00	4,048.89	0.57	0.00	0.03	0.10	-52.18	149.80	0.98
INLET #1_001454.LAB	3/11/2020	13:01	4,028.95	0.61	0.00	0.03	0.09	-52.91	149.83	0.98
INLET #1_001455.LAB	3/11/2020	13:02	3,837.67	3.93	0.00	0.06	-0.02	-8.34	149.91	0.98
INLET #1_001456.LAB	3/11/2020	13:03	3,658.54	3.86	0.00	0.06	-0.01	-8.19	149.84	0.98
INLET #1_001457.LAB	3/11/2020	13:04	3,534.01	3.50	0.00	0.06	-0.01	-21.46	149.80	0.98
INLET #1_001458.LAB	3/11/2020	13:05	3,478.26	3.37	0.00	0.06	-0.01	-17.10	149.81	0.98
INLET #1_001459.LAB	3/11/2020	13:06	3,391.71	3.24	0.00	0.06	-0.01	-24.30	149.81	0.98
INLET #1_001460.LAB	3/11/2020	13:07	3,322.29	3.70	0.00	0.04	-0.01	-32.14	149.82	0.98
INLET #1_001461.LAB	3/11/2020	13:08	3,258.22	3.55	0.00	0.04	-0.01	-31.49	149.83	0.98
INLET #1_001462.LAB	3/11/2020	13:09	3,219.87	3.25	0.00	0.04	-0.01	-33.30	149.85	0.98
INLET #1_001463.LAB	3/11/2020	13:10	3,178.43	3.17	0.00	0.04	-0.01	-34.92	149.86	0.98
INLET #1_001464.LAB	3/11/2020	13:11	3,130.69	3.49	0.00	0.04	-0.01	-36.33	149.85	0.98
INLET #1_001465.LAB	3/11/2020	13:12	3,105.94	3.50	0.00	0.05	-0.01	-37.94	149.86	0.98
INLET #1_001466.LAB	3/11/2020	13:13	3,212.65	3.46	0.00	0.04	-0.01	-35.01	149.86	0.98

Spectrum	Date	Time	Ethylene o	METHANE	CO2% 150(	H2O% 150(	SULFUR H	ETHYLENE	Temp (C)	Pressure (Atm)
INLET #1_001467.LAB	3/11/2020	13:14	3,282.49	3.54	0.00	0.04	-0.01	-32.77	149.84	0.98
INLET #1_001468.LAB	3/11/2020	13:15	3,458.68	3.56	0.00	0.06	-0.01	-24.37	149.84	0.98
INLET #1_001469.LAB	3/11/2020	13:16	3,546.57	3.62	0.00	0.07	-0.01	-27.19	149.85	0.98
INLET #1_001470.LAB	3/11/2020	13:17	3,558.13	3.71	0.00	0.06	-0.01	-27.29	149.82	0.98
INLET #1_001471.LAB	3/11/2020	13:18	3,571.66	3.79	0.00	0.06	-0.01	-27.62	149.82	0.98
INLET #1_001472.LAB	3/11/2020	13:19	3,564.55	3.76	0.00	0.06	-0.01	-28.90	149.82	0.98
INLET #1_001473.LAB	3/11/2020	13:20	3,588.05	3.60	0.00	0.07	-0.01	-28.37	149.85	0.98
INLET #1_001474.LAB	3/11/2020	13:21	3,843.00	3.57	0.00	0.07	-0.02	-9.49	149.85	0.98
INLET #1_001475.LAB	3/11/2020	13:22	3,925.38	4.19	0.00	0.07	-0.01	-14.99	149.79	0.98
INLET #1_001476.LAB	3/11/2020	13:23	3,953.59	3.75	0.00	0.07	-0.02	-13.96	149.81	0.98
INLET #1_001477.LAB	3/11/2020	13:24	3,904.56	4.12	0.00	0.07	-0.02	-15.86	149.82	0.98
INLET #1_001478.LAB	3/11/2020	13:25	3,797.14	3.77	0.00	0.07	-0.01	-20.12	149.80	0.98
INLET #1_001479.LAB	3/11/2020	13:26	3,688.90	3.83	0.00	0.07	-0.01	-24.15	149.82	0.98
INLET #1_001480.LAB	3/11/2020	13:27	3,645.82	3.60	0.00	0.07	-0.01	-22.36	149.82	0.98
INLET #1_001481.LAB	3/11/2020	13:28	4,511.75	1.17	0.00	0.05	0.10	-61.84	149.84	0.98
INLET #1_001482.LAB	3/11/2020	13:29	4,418.64	1.00	0.00	0.06	0.11	-52.18	149.85	0.98
INLET #1_001483.LAB	3/11/2020	13:30	4,366.11	1.34	0.00	0.05	0.10	-49.83	149.81	0.98
INLET #1_001484.LAB	3/11/2020	13:31	4,319.44	1.65	0.00	0.06	0.09	-49.92	149.81	0.98
INLET #1_001485.LAB	3/11/2020	13:32	4,247.76	1.30	0.00	0.06	0.10	-53.85	149.80	0.98
INLET #1_001486.LAB	3/11/2020	13:33	4,186.92	1.38	0.00	0.06	0.10	-52.82	149.75	0.98
INLET #1_001487.LAB	3/11/2020	13:34	4,214.05	1.19	0.00	0.06	0.09	-53.00	149.79	0.98
INLET #1_001488.LAB	3/11/2020	13:35	4,629.33	2.27	0.00	0.06	0.09	-46.96	149.82	0.98
INLET #1_001489.LAB	3/11/2020	13:36	4,778.16	1.70	0.00	0.05	0.10	-40.60	149.78	0.98
INLET #1_001490.LAB	3/11/2020	13:37	4,743.60	2.16	0.00	0.06	0.10	-41.10	149.79	0.98
INLET #1_001491.LAB	3/11/2020	13:38	4,724.33	2.21	0.00	0.06	0.10	-47.33	149.80	0.98
INLET #1_001492.LAB	3/11/2020	13:39	4,726.84	2.37	0.00	0.06	0.10	-40.03	149.82	0.98
INLET #1_001493.LAB	3/11/2020	13:40	4,717.19	2.07	0.00	0.06	0.11	-41.26	149.80	0.98
INLET #1_001494.LAB	3/11/2020	13:41	4,709.75	2.00	0.00	0.06	0.11	-41.20	149.81	0.98
INLET #1_001495.LAB	3/11/2020	13:42	4,735.28	2.14	0.00	0.06	0.11	-41.41	149.83	0.98
INLET #1_001496.LAB	3/11/2020	13:43	4,758.99	1.35	0.00	0.06	0.11	-39.47	149.82	0.98
INLET #1_001497.LAB	3/11/2020	13:44	4,796.68	1.18	0.00	0.06	0.10	-48.85	149.79	0.98
INLET #1_001498.LAB	3/11/2020	13:45	4,786.83	1.45	0.00	0.06	0.10	-38.00	149.83	0.98
INLET #1_001499.LAB	3/11/2020	13:46	4,654.30	1.21	0.00	0.06	0.11	-48.44	149.80	0.98
INLET #1_001500.LAB	3/11/2020	13:47	4,531.61	1.62	0.00	0.06	0.10	-54.03	149.82	0.98
INLET #1_001501.LAB	3/11/2020	13:48	4,436.65	1.21	0.00	0.07	0.10	-43.82	149.78	0.98
INLET #1_001502.LAB	3/11/2020	13:49	4,344.65	1.50	0.00	0.06	0.10	-51.26	149.80	0.98
INLET #1_001503.LAB	3/11/2020	13:50	4,237.45	1.48	0.00	0.06	0.10	-51.64	149.80	0.98
INLET #1_001504.LAB	3/11/2020	13:51	4,261.81	1.08	0.00	0.07	0.10	-53.17	149.83	0.98
INLET #1_001505.LAB	3/11/2020	13:52	4,238.73	0.79	0.00	0.06	0.10	-53.55	149.82	0.98
INLET #1_001506.LAB	3/11/2020	13:53	4,210.65	1.15	0.00	0.06	0.10	-51.93	149.80	0.98
INLET #1_001507.LAB	3/11/2020	13:54	4,175.53	1.95	0.00	0.06	0.10	-55.37	149.82	0.98
INLET #1_001508.LAB	3/11/2020	13:55	4,148.10	2.17	0.00	0.06	0.10	-54.35	149.80	0.98
INLET #1_001509.LAB	3/11/2020	13:56	4,138.90	1.86	0.00	0.07	0.10	-53.45	149.79	0.98
INLET #1_001510.LAB	3/11/2020	13:57	4,292.70	1.91	0.00	0.07	0.10	-52.69	149.79	0.98
INLET #1_001511.LAB	3/11/2020	13:58	4,379.18	1.29	0.00	0.07	0.10	-53.30	149.82	0.98
INLET #1_001512.LAB	3/11/2020	13:59	4,391.07	1.41	0.00	0.07	0.10	-55.03	149.81	0.98
INLET #1_001513.LAB	3/11/2020	14:00	4,386.56	1.76	0.00	0.06	0.10	-42.57	149.76	0.98
INLET #1_001514.LAB	3/11/2020	14:01	4,394.41	1.73	0.00	0.07	0.10	-44.09	149.81	0.98
INLET #1_001515.LAB	3/11/2020	14:02	4,395.22	1.59	0.00	0.07	0.10	-43.40	149.82	0.98
INLET #1_001516.LAB	3/11/2020	14:03	4,368.16	1.89	0.00	0.07	0.10	-43.29	149.81	0.98
INLET #1_001517.LAB	3/11/2020	14:04	4,351.16	1.74	0.00	0.07	0.09	-43.07	149.78	0.98
INLET #1_001518.LAB	3/11/2020	14:05	4,367.09	1.52	0.00	0.07	0.10	-42.78	149.79	0.98
INLET #1_001519.LAB	3/11/2020	14:06	4,384.14	1.64	0.00	0.07	0.11	-44.06	149.81	0.98
INLET #1_001520.LAB	3/11/2020	14:07	4,419.38	1.07	0.00	0.07	0.10	-44.08	149.84	0.98
INLET #1_001521.LAB	3/11/2020	14:08	4,334.67	1.31	0.00	0.06	0.11	-44.90	149.81	0.98
INLET #1_001522.LAB	3/11/2020	14:09	4,254.42	1.56	0.00	0.07	0.11	-53.10	149.79	0.98
INLET #1_001523.LAB	3/11/2020	14:10	4,154.00	1.24	0.00	0.07	0.11	-53.28	149.78	0.98
INLET #1_001524.LAB	3/11/2020	14:11	4,077.00	2.06	0.00	0.07	0.10	-54.41	149.76	0.98
INLET #1_001525.LAB	3/11/2020	14:12	3,978.39	4.24	0.00	0.10	-0.01	-27.08	149.78	0.98
INLET #1_001528.LAB	3/11/2020	14:13	3,912.21	4.17	0.00	0.10	-0.01	-18.90	149.81	0.98
INLET #1_001527.LAB	3/11/2020	14:14	3,882.33	4.93	0.00	0.10	-0.01	-28.26	149.81	0.98
INLET #1_001528.LAB	3/11/2020	14:15	4,362.22	1.10	0.00	0.08	0.09	-42.22	149.79	0.98
INLET #1_001529.LAB	3/11/2020	14:16	5,943.98	2.90	0.00	0.11	0.02	-41.10	149.81	0.98
INLET #1_001530.LAB	3/11/2020	14:17	5,946.65	2.80	0.00	0.11	0.02	-44.65	149.79	0.98
INLET #1_001531.LAB	3/11/2020	14:18	6,236.29	2.64	0.00	0.11	-0.03	-45.10	149.84	0.98
INLET #1_001532.LAB	3/11/2020	14:19	6,268.46	3.37	0.00	0.11	-0.02	-46.50	149.82	0.98
INLET #1_001533.LAB	3/11/2020	14:20	6,235.35	2.49	0.00	0.11	-0.02	-45.71	149.83	0.98
INLET #1_001534.LAB	3/11/2020	14:21	6,265.29	3.06	0.00	0.10	-0.03	-47.59	149.84	0.98
INLET #1_001535.LAB	3/11/2020	14:22	6,282.59	2.67	0.00	0.11	-0.02	-44.61	149.83	0.98
INLET #1_001536.LAB	3/11/2020	14:23	6,276.04	3.08	0.00	0.11	-0.03	-45.79	149.83	0.98
INLET #1_001537.LAB	3/11/2020	14:24	6,285.17	3.04	0.00	0.10	-0.02	-44.44	149.82	0.98
INLET #1_001538.LAB	3/11/2020	14:25	6,304.58	3.69	0.00	0.10	-0.03	-47.50	149.82	0.98
INLET #1_001539.LAB	3/11/2020	14:26	6,335.98	3.00	0.00	0.10	-0.03	-48.78	149.83	0.98
INLET #1_001540.LAB	3/11/2020	14:27	6,407.71	2.27	0.00	0.10	-0.03	-46.73	149.82	0.98
INLET #1_001541.LAB	3/11/2020	14:28	6,406.87	3.32	0.00	0.10	-0.03	-46.40	149.88	0.98

Spectrum	Date	Time	Ethylene o	METHANE	CO2% 150(	H2O% 150(	SULFUR H	ETHYLENE	Temp (C)	Pressure (Atm)
INLET #1_001542.LAB	3/11/2020	14:29	6,213.27	2.50	0.00	0.10	-0.02	-45.57	149.84	0.98
INLET #1_001543.LAB	3/11/2020	14:30	6,105.66	3.09	0.00	0.10	0.00	-41.13	149.83	0.98
INLET #1_001544.LAB	3/11/2020	14:31	5,950.79	3.15	0.00	0.10	0.02	-41.45	149.78	0.98
INLET #1_001545.LAB	3/11/2020	14:32	5,816.83	2.44	0.00	0.11	0.03	-42.07	149.78	0.98
INLET #1_001546.LAB	3/11/2020	14:33	5,621.31	2.58	0.00	0.11	0.06	-41.54	149.79	0.98
INLET #1_001547.LAB	3/11/2020	14:34	5,520.91	1.21	0.00	0.11	0.07	-38.01	149.82	0.98
INLET #1_001548.LAB	3/11/2020	14:35	5,460.05	2.61	0.00	0.11	0.08	-44.03	149.83	0.98
INLET #1_001549.LAB	3/11/2020	14:36	5,417.61	2.21	0.00	0.11	0.08	-41.24	149.81	0.98
INLET #1_001550.LAB	3/11/2020	14:37	5,394.81	2.67	0.00	0.11	0.08	-43.57	149.79	0.98
INLET #1_001551.LAB	3/11/2020	14:38	5,399.69	2.92	0.00	0.11	0.08	-47.02	149.79	0.98
INLET #1_001552.LAB	3/11/2020	14:39	5,424.43	2.32	0.00	0.11	0.08	-45.26	149.81	0.98
INLET #1_001553.LAB	3/11/2020	14:40	5,655.31	2.53	0.00	0.11	0.05	-39.69	149.77	0.98
INLET #1_001554.LAB	3/11/2020	14:41	5,749.01	2.06	0.00	0.11	0.04	-45.04	149.77	0.98
INLET #1_001555.LAB	3/11/2020	14:42	5,763.17	2.00	0.00	0.10	0.03	-42.19	149.76	0.98
INLET #1_001556.LAB	3/11/2020	14:43	5,774.92	2.04	0.00	0.11	0.03	-41.65	149.81	0.98
INLET #1_001557.LAB	3/11/2020	14:44	5,779.22	1.44	0.00	0.10	0.04	-43.05	149.81	0.98
INLET #1_001558.LAB	3/11/2020	14:45	5,768.39	2.14	0.00	0.10	0.04	-42.93	149.76	0.98
INLET #1_001559.LAB	3/11/2020	14:46	5,768.87	1.42	0.00	0.10	0.03	-43.97	149.77	0.98
INLET #1_001560.LAB	3/11/2020	14:47	5,786.84	2.10	0.00	0.11	0.04	-43.16	149.78	0.98
INLET #1_001561.LAB	3/11/2020	14:48	5,814.07	2.70	0.00	0.11	0.04	-44.09	149.80	0.98
INLET #1_001562.LAB	3/11/2020	14:49	5,861.41	2.50	0.00	0.10	0.03	-43.56	149.78	0.98
INLET #1_001563.LAB	3/11/2020	14:50	5,907.35	2.73	0.00	0.10	0.01	-44.89	149.78	0.98
INLET #1_001564.LAB	3/11/2020	14:51	5,758.59	2.36	0.00	0.10	0.04	-44.00	149.80	0.98
INLET #1_001565.LAB	3/11/2020	14:52	5,660.24	2.98	0.00	0.11	0.04	-43.18	149.78	0.98
INLET #1_001566.LAB	3/11/2020	14:53	5,549.15	2.54	0.00	0.11	0.05	-42.33	149.77	0.98
INLET #1_001567.LAB	3/11/2020	14:54	5,417.06	2.51	0.00	0.10	0.07	-44.11	149.77	0.98
INLET #1_001568.LAB	3/11/2020	14:55	5,236.59	2.62	0.00	0.10	0.07	-47.19	149.78	0.98
INLET #1_001569.LAB	3/11/2020	14:56	5,154.03	2.21	0.00	0.11	0.09	-48.00	149.76	0.98
INLET #1_001570.LAB	3/11/2020	14:57	5,099.99	1.76	0.00	0.11	0.09	-48.38	149.77	0.98
INLET #1_001571.LAB	3/11/2020	14:58	5,053.99	2.45	0.00	0.11	0.10	-48.29	149.77	0.98
INLET #1_001572.LAB	3/11/2020	14:59	5,023.69	2.56	0.00	0.11	0.10	-49.20	149.75	0.98
INLET #1_001573.LAB	3/11/2020	15:00	5,026.50	2.79	0.00	0.11	0.10	-49.30	149.80	0.98
INLET #1_001574.LAB	3/11/2020	15:01	5,026.05	2.51	0.00	0.11	0.10	-48.74	149.80	0.98
INLET #1_001575.LAB	3/11/2020	15:02	5,171.27	2.10	0.00	0.11	0.08	-48.50	149.77	0.98
INLET #1_001576.LAB	3/11/2020	15:03	5,304.28	2.86	0.00	0.10	0.08	-48.89	149.75	0.98
INLET #1_001577.LAB	3/11/2020	15:04	5,325.19	2.45	0.00	0.11	0.08	-43.32	149.74	0.98
INLET #1_001578.LAB	3/11/2020	15:05	5,339.38	1.86	0.00	0.10	0.08	-46.75	149.76	0.98
INLET #1_001579.LAB	3/11/2020	15:06	5,334.49	2.36	0.00	0.10	0.08	-41.15	149.78	0.98
INLET #1_001580.LAB	3/11/2020	15:07	5,319.99	2.50	0.00	0.10	0.07	-46.87	149.76	0.98
INLET #1_001581.LAB	3/11/2020	15:08	5,326.64	2.10	0.00	0.11	0.06	-49.63	149.80	0.98
INLET #1_001582.LAB	3/11/2020	15:09	5,334.20	2.26	0.00	0.10	0.08	-46.26	149.82	0.98
INLET #1_001583.LAB	3/11/2020	15:10	5,351.72	2.81	0.00	0.11	0.07	-48.61	149.82	0.98
INLET #1_001584.LAB	3/11/2020	15:11	5,363.80	2.80	0.00	0.10	0.08	-46.08	149.82	0.98
INLET #1_001585.LAB	3/11/2020	15:12	5,403.11	2.75	0.00	0.10	0.07	-47.93	149.81	0.98
INLET #1_001586.LAB	3/11/2020	15:13	5,289.68	2.36	0.00	0.10	0.06	-45.99	149.78	0.98
INLET #1_001587.LAB	3/11/2020	15:14	5,138.69	2.32	0.00	0.11	0.09	-48.38	149.79	0.98
INLET #1_001588.LAB	3/11/2020	15:15	5,060.56	1.90	0.00	0.11	0.10	-51.47	149.78	0.98
INLET #1_001589.LAB	3/11/2020	15:16	4,977.12	2.24	0.00	0.11	0.10	-53.06	149.80	0.98
INLET #1_001590.LAB	3/11/2020	15:17	4,940.67	2.38	0.00	0.11	0.10	-53.73	149.81	0.98
INLET #1_001591.LAB	3/11/2020	15:18	4,914.19	2.16	0.00	0.11	0.09	-52.91	149.80	0.98
INLET #1_001592.LAB	3/11/2020	15:19	4,891.04	1.67	0.00	0.11	0.10	-50.78	149.78	0.98
INLET #1_001593.LAB	3/11/2020	15:20	4,877.26	1.74	0.00	0.11	0.10	-49.31	149.75	0.98
INLET #1_001594.LAB	3/11/2020	15:21	4,864.25	2.09	0.00	0.10	0.10	-49.33	149.79	0.98
INLET #1_001595.LAB	3/11/2020	15:22	4,935.82	2.30	0.00	0.11	0.11	-51.75	149.78	0.98
INLET #1_001596.LAB	3/11/2020	15:23	4,933.30	2.51	0.00	0.11	0.11	-50.54	149.82	0.98
INLET #1_001597.LAB	3/11/2020	15:24	4,971.74	2.43	0.00	0.11	0.09	-51.96	149.81	0.98
INLET #1_001598.LAB	3/11/2020	15:25	5,131.94	2.30	0.00	0.11	0.09	-49.47	149.78	0.98
INLET #1_001599.LAB	3/11/2020	15:26	5,076.63	1.75	0.00	0.11	0.09	-50.59	149.76	0.98
INLET #1_001600.LAB	3/11/2020	15:27	4,985.89	2.29	0.00	0.11	0.10	-51.23	149.76	0.98
INLET #1_001601.LAB	3/11/2020	15:28	4,899.42	2.11	0.00	0.11	0.09	-48.81	149.80	0.98
INLET #1_001602.LAB	3/11/2020	15:29	4,878.90	1.87	0.00	0.10	0.09	-48.20	149.78	0.98
INLET #1_001603.LAB	3/11/2020	15:30	4,876.43	2.30	0.00	0.11	0.10	-49.71	149.79	0.98
INLET #1_001604.LAB	3/11/2020	15:31	4,881.25	2.37	0.00	0.11	0.09	-49.33	149.80	0.98
INLET #1_001605.LAB	3/11/2020	15:32	4,905.85	2.13	0.00	0.11	0.10	-52.34	149.79	0.98
INLET #1_001606.LAB	3/11/2020	15:33	4,925.77	2.60	0.00	0.11	0.11	-51.68	149.78	0.98
INLET #1_001607.LAB	3/11/2020	15:34	4,974.31	1.73	0.00	0.11	0.09	-52.33	149.77	0.98
INLET #1_001608.LAB	3/11/2020	15:35	4,926.21	2.29	0.00	0.10	0.10	-52.72	149.79	0.98
INLET #1_001609.LAB	3/11/2020	15:36	4,770.55	1.99	0.00	0.11	0.10	-52.16	149.78	0.98
INLET #1_001610.LAB	3/11/2020	15:37	4,703.17	2.31	0.00	0.11	0.10	-45.37	149.81	0.98
INLET #1_001611.LAB	3/11/2020	15:38	4,616.33	2.22	0.00	0.10	0.10	-46.01	149.80	0.98
INLET #1_001612.LAB	3/11/2020	15:39	4,570.63	2.62	0.00	0.11	0.09	-43.50	149.82	0.98
INLET #1_001613.LAB	3/11/2020	15:40	4,552.83	2.80	0.00	0.11	0.10	-46.97	149.82	0.98
INLET #1_001614.LAB	3/11/2020	15:41	4,544.33	2.19	0.00	0.11	0.10	-48.01	149.78	0.98
INLET #1_001615.LAB	3/11/2020	15:42	4,535.01	2.06	0.00	0.11	0.10	-49.14	149.83	0.98
INLET #1_001616.LAB	3/11/2020	15:43	4,522.75	1.95	0.00	0.11	0.10	-47.58	149.81	0.98

Spectrum	Date	Time	Ethylene o	METHANE	CO2% 150(	H2O% 150(	SULFUR H	ETHYLENE	Temp (C)	Pressure (Atm)
INLET #1_001617.LAB	3/11/2020	15:44	4,576.65	1.95	0.00	0.11	0.10	-45.43	149.78	0.98
INLET #1_001618.LAB	3/11/2020	15:45	4,585.02	2.10	0.00	0.11	0.10	-44.29	149.78	0.98
INLET #1_001619.LAB	3/11/2020	15:46	4,599.09	1.80	0.00	0.11	0.09	-44.68	149.88	0.98
INLET #1_001620.LAB	3/11/2020	15:47	4,759.03	2.18	0.00	0.11	0.10	-50.45	149.82	0.98
INLET #1_001621.LAB	3/11/2020	15:48	4,845.89	2.10	0.00	0.11	0.10	-48.57	149.82	0.98
INLET #1_001622.LAB	3/11/2020	15:49	4,768.19	2.14	0.00	0.11	0.11	-50.27	149.78	0.98
INLET #1_001623.LAB	3/11/2020	15:50	4,663.09	2.23	0.00	0.11	0.10	-43.78	149.78	0.98
INLET #1_001624.LAB	3/11/2020	15:51	4,636.52	2.28	0.00	0.11	0.10	-44.65	149.78	0.98
INLET #1_001625.LAB	3/11/2020	15:52	4,625.74	2.19	0.00	0.11	0.09	-41.75	149.75	0.98
INLET #1_001626.LAB	3/11/2020	15:53	4,625.20	2.32	0.00	0.11	0.10	-46.93	149.84	0.98
INLET #1_001627.LAB	3/11/2020	15:54	4,636.76	2.15	0.00	0.11	0.10	-43.24	149.88	0.98
INLET #1_001628.LAB	3/11/2020	15:55	4,650.48	2.27	0.00	0.11	0.09	-47.18	149.84	0.98
INLET #1_001629.LAB	3/11/2020	15:56	4,684.94	2.35	0.00	0.11	0.10	-46.16	149.84	0.98
INLET #1_001630.LAB	3/11/2020	15:57	4,687.11	2.23	0.00	0.11	0.10	-47.11	149.90	0.98
INLET #1_001631.LAB	3/11/2020	15:58	4,548.46	2.24	0.00	0.11	0.10	-48.73	149.89	0.98
INLET #1_001632.LAB	3/11/2020	15:59	4,494.63	2.15	0.00	0.11	0.09	-49.07	149.89	0.98
INLET #1_001633.LAB	3/11/2020	16:00	4,426.28	2.01	0.00	0.11	0.09	-48.40	149.90	0.98
INLET #1_001634.LAB	3/11/2020	16:01	4,375.25	1.54	0.00	0.11	0.09	-47.19	149.88	0.98
INLET #1_001635.LAB	3/11/2020	16:02	4,353.95	2.03	0.00	0.11	0.09	-49.01	149.90	0.98
INLET #1_001636.LAB	3/11/2020	16:03	4,343.29	1.90	0.00	0.11	0.10	-48.71	149.86	0.98
INLET #1_001637.LAB	3/11/2020	16:04	4,331.53	2.27	0.00	0.11	0.10	-59.06	149.88	0.98
INLET #1_001638.LAB	3/11/2020	16:05	4,320.07	2.17	0.00	0.11	0.09	-57.87	149.90	0.98
INLET #1_001639.LAB	3/11/2020	16:06	4,362.20	1.80	0.00	0.11	0.09	-48.78	149.86	0.98
INLET #1_001640.LAB	3/11/2020	16:07	4,376.52	1.49	0.00	0.11	0.10	-49.61	149.86	0.98
INLET #1_001641.LAB	3/11/2020	16:08	4,369.93	1.57	0.00	0.11	0.09	-47.77	149.92	0.98
INLET #1_001642.LAB	3/11/2020	16:09	4,474.10	1.69	0.00	0.11	0.09	-48.30	149.88	0.98
INLET #1_001643.LAB	3/11/2020	16:10	4,534.84	1.88	0.00	0.11	0.10	-48.56	149.87	0.98
INLET #1_001644.LAB	3/11/2020	16:11	4,500.71	2.03	0.00	0.11	0.10	-46.36	149.83	0.98
INLET #1_001645.LAB	3/11/2020	16:12	4,415.90	1.92	0.00	0.11	0.09	-49.58	149.85	0.98
INLET #1_001646.LAB	3/11/2020	16:13	4,386.38	1.57	0.00	0.11	0.09	-50.04	149.83	0.98
INLET #1_001647.LAB	3/11/2020	16:14	4,379.73	1.77	0.00	0.11	0.10	-47.38	149.86	0.98
INLET #1_001648.LAB	3/11/2020	16:15	4,377.83	1.79	0.00	0.11	0.09	-48.99	149.87	0.98
INLET #1_001649.LAB	3/11/2020	16:16	4,389.76	1.31	0.00	0.11	0.10	-49.66	149.82	0.98
INLET #1_001650.LAB	3/11/2020	16:17	4,401.49	1.35	0.00	0.11	0.10	-49.65	149.88	0.98
INLET #1_001651.LAB	3/11/2020	16:18	4,426.90	1.39	0.00	0.11	0.10	-49.17	149.89	0.98
INLET #1_001652.LAB	3/11/2020	16:19	4,453.92	1.79	0.00	0.11	0.10	-49.88	149.84	0.98
INLET #1_001653.LAB	3/11/2020	16:20	4,280.37	2.02	0.00	0.11	0.09	-57.34	149.91	0.98
INLET #1_001654.LAB	3/11/2020	16:21	4,121.58	2.00	0.00	0.11	0.09	-57.44	149.87	0.98
INLET #1_001655.LAB	3/11/2020	16:22	4,061.20	1.76	0.00	0.11	0.09	-58.25	149.81	0.98
INLET #1_001656.LAB	3/11/2020	16:23	4,036.80	1.06	0.00	0.11	0.09	-57.65	149.86	0.98
INLET #1_001657.LAB	3/11/2020	16:24	4,024.82	1.50	0.00	0.11	0.09	-58.32	149.81	0.98
INLET #1_001658.LAB	3/11/2020	16:25	4,414.59	1.68	0.00	0.12	0.09	-46.42	149.82	0.98
INLET #1_001659.LAB	3/11/2020	16:26	5,168.07	3.33	0.00	0.14	0.10	-53.12	149.85	0.98
INLET #1_001660.LAB	3/11/2020	16:27	5,176.55	3.15	0.00	0.15	0.09	-55.85	149.86	0.98
INLET #1_001661.LAB	3/11/2020	16:28	5,193.18	2.80	0.00	0.14	0.09	-55.34	149.85	0.98
INLET #1_001662.LAB	3/11/2020	16:29	5,225.47	1.81	0.00	0.14	0.08	-45.63	149.84	0.98
INLET #1_001663.LAB	3/11/2020	16:30	5,241.32	2.80	0.00	0.14	0.08	-48.67	149.84	0.98
INLET #1_001664.LAB	3/11/2020	16:31	5,423.90	2.46	0.00	0.14	0.05	-47.62	149.81	0.98
INLET #1_001665.LAB	3/11/2020	16:32	5,396.75	3.07	0.00	0.15	0.05	-42.97	149.85	0.98
INLET #1_001666.LAB	3/11/2020	16:33	5,270.88	2.19	0.00	0.14	0.07	-46.07	149.84	0.98
INLET #1_001667.LAB	3/11/2020	16:34	6,226.31	3.12	0.00	0.14	0.07	-54.48	149.81	0.98
INLET #1_001668.LAB	3/11/2020	16:35	5,231.41	3.35	0.00	0.14	0.08	-52.18	149.84	0.98
INLET #1_001669.LAB	3/11/2020	16:36	5,235.75	2.97	0.00	0.14	0.08	-50.74	149.82	0.98
INLET #1_001670.LAB	3/11/2020	16:37	5,242.92	3.06	0.00	0.14	0.09	-50.71	149.83	0.98
INLET #1_001671.LAB	3/11/2020	16:38	5,260.78	3.12	0.00	0.14	0.09	-47.06	149.80	0.98
INLET #1_001672.LAB	3/11/2020	16:39	5,290.43	1.95	0.00	0.14	0.08	-46.94	149.86	0.98
INLET #1_001673.LAB	3/11/2020	16:40	5,328.48	1.96	0.00	0.14	0.07	-48.01	149.85	0.98
INLET #1_001674.LAB	3/11/2020	16:41	5,263.87	2.41	0.00	0.14	0.08	-46.15	149.85	0.98
INLET #1_001675.LAB	3/11/2020	16:42	4,985.36	2.13	0.00	0.14	0.10	-54.78	149.84	0.98
INLET #1_001676.LAB	3/11/2020	16:43	4,899.66	1.79	0.00	0.14	0.10	-47.87	149.85	0.98
INLET #1_001677.LAB	3/11/2020	16:44	4,874.46	2.37	0.00	0.14	0.10	-53.67	149.82	0.98
INLET #1_001678.LAB	3/11/2020	16:45	4,861.83	2.42	0.00	0.14	0.10	-52.36	149.82	0.98
INLET #1_001679.LAB	3/11/2020	16:46	4,856.78	2.57	0.00	0.14	0.11	-46.30	149.80	0.98
INLET #1_001680.LAB	3/11/2020	16:47	4,852.14	2.63	0.00	0.15	0.12	-46.85	149.80	0.98
INLET #1_001681.LAB	3/11/2020	16:48	4,843.40	2.48	0.00	0.15	0.11	-45.87	149.84	0.98
INLET #1_001682.LAB	3/11/2020	16:49	4,841.35	2.55	0.00	0.14	0.10	-46.89	149.85	0.98
INLET #1_001683.LAB	3/11/2020	16:50	4,845.59	3.00	0.00	0.14	0.10	-46.50	149.83	0.98
INLET #1_001684.LAB	3/11/2020	16:51	4,873.59	2.56	0.00	0.14	0.10	-52.49	149.80	0.98
INLET #1_001685.LAB	3/11/2020	16:52	4,866.62	2.72	0.00	0.14	0.10	-53.36	149.82	0.98
INLET #1_001686.LAB	3/11/2020	16:53	5,090.26	2.20	0.00	0.14	0.10	-51.88	149.80	0.98
INLET #1_001687.LAB	3/11/2020	16:54	5,165.78	2.10	0.00	0.14	0.10	-49.97	149.81	0.98
INLET #1_001688.LAB	3/11/2020	16:55	5,210.65	1.16	0.00	0.14	0.09	-50.21	149.83	0.98
INLET #1_001689.LAB	3/11/2020	16:56	5,256.10	2.25	0.00	0.13	0.09	-47.59	149.84	0.98
INLET #1_001690.LAB	3/11/2020	16:57	5,294.44	2.64	0.00	0.14	0.08	-48.70	149.85	0.98
INLET #1_001691.LAB	3/11/2020	16:58	5,334.57	3.24	0.00	0.14	0.07	-47.64	149.83	0.98

Spectrum	Date	Time	Ethylene o	METHANE	CO2% 150(	H2O% 150(	SULFUR H	ETHYLENE	Temp (C)	Pressure (Atm)
INLET #1_001692.LAB	3/11/2020	16:59	5,384.28	3.08	0.00	0.13	0.08	-42.36	149.83	0.98
INLET #1_001693.LAB	3/11/2020	17:00	5,442.01	2.19	0.00	0.13	0.07	-45.37	149.84	0.98
INLET #1_001694.LAB	3/11/2020	17:01	5,508.15	2.35	0.00	0.13	0.07	-46.30	149.79	0.98
INLET #1_001695.LAB	3/11/2020	17:02	5,510.71	2.47	0.00	0.13	0.07	-46.01	149.81	0.98
INLET #1_001696.LAB	3/11/2020	17:03	5,599.57	2.74	0.00	0.13	0.04	-45.96	149.82	0.98
INLET #1_001697.LAB	3/11/2020	17:04	5,622.27	2.18	0.00	0.13	0.04	-45.41	149.81	0.98
INLET #1_001698.LAB	3/11/2020	17:05	5,625.69	2.19	0.00	0.13	0.04	-45.12	149.85	0.98
INLET #1_001699.LAB	3/11/2020	17:06	5,626.32	2.75	0.00	0.13	0.02	-47.03	149.80	0.98
INLET #1_001700.LAB	3/11/2020	17:07	5,619.28	2.52	0.00	0.13	0.03	-45.42	149.79	0.98
INLET #1_001701.LAB	3/11/2020	17:08	5,606.00	2.78	0.00	0.13	0.03	-44.99	149.75	0.98
INLET #1_001702.LAB	3/11/2020	17:09	5,590.20	2.83	0.00	0.13	0.02	-48.39	149.78	0.98
INLET #1_001703.LAB	3/11/2020	17:10	5,569.36	2.21	0.00	0.13	0.05	-48.90	149.78	0.98
INLET #1_001704.LAB	3/11/2020	17:11	5,552.25	1.40	0.00	0.13	0.06	-45.53	149.80	0.98
INLET #1_001705.LAB	3/11/2020	17:12	5,531.43	1.87	0.00	0.13	0.06	-47.70	149.80	0.98
INLET #1_001706.LAB	3/11/2020	17:13	5,610.70	2.62	0.00	0.13	0.03	-46.90	149.78	0.98
INLET #1_001707.LAB	3/11/2020	17:14	5,549.71	2.57	0.00	0.13	0.06	-43.45	149.83	0.98
INLET #1_001708.LAB	3/11/2020	17:15	5,456.42	3.46	0.00	0.13	0.07	-46.94	149.80	0.98
INLET #1_001709.LAB	3/11/2020	17:16	5,392.72	1.91	0.00	0.13	0.05	-46.18	149.82	0.98
INLET #1_001710.LAB	3/11/2020	17:17	5,385.26	2.06	0.00	0.13	0.07	-44.74	149.81	0.98
INLET #1_001711.LAB	3/11/2020	17:18	5,404.31	2.84	0.00	0.13	0.07	-43.92	149.82	0.98
INLET #1_001712.LAB	3/11/2020	17:19	5,543.72	3.20	0.00	0.13	0.07	-43.04	149.81	0.98
INLET #1_001713.LAB	3/11/2020	17:20	5,470.01	2.60	0.00	0.13	0.05	-46.47	149.82	0.98
INLET #1_001714.LAB	3/11/2020	17:21	5,466.31	2.27	0.00	0.13	0.06	-45.97	149.83	0.98
INLET #1_001715.LAB	3/11/2020	17:22	5,466.71	2.31	0.00	0.13	0.08	-45.97	149.90	0.98
INLET #1_001716.LAB	3/11/2020	17:23	5,482.80	2.91	0.00	0.13	0.06	-47.43	149.83	0.98
INLET #1_001717.LAB	3/11/2020	17:24	5,442.43	2.61	0.00	0.13	0.07	-46.16	149.80	0.98
INLET #1_001718.LAB	3/11/2020	17:25	5,480.67	3.03	0.00	0.13	0.06	-47.37	149.83	0.98
INLET #1_001719.LAB	3/11/2020	17:26	5,512.89	2.47	0.00	0.13	0.07	-45.40	149.81	0.98
INLET #1_001720.LAB	3/11/2020	17:27	5,505.60	1.75	0.00	0.13	0.07	-45.61	149.82	0.98
INLET #1_001721.LAB	3/11/2020	17:28	5,500.18	1.28	0.00	0.13	0.06	-47.60	149.79	0.98
INLET #1_001722.LAB	3/11/2020	17:29	5,492.54	3.24	0.00	0.13	0.07	-46.41	149.78	0.98
INLET #1_001723.LAB	3/11/2020	17:30	5,478.74	3.43	0.00	0.13	0.06	-47.34	149.80	0.98
INLET #1_001724.LAB	3/11/2020	17:31	5,466.45	3.00	0.00	0.13	0.08	-47.19	149.82	0.98
INLET #1_001725.LAB	3/11/2020	17:32	5,448.45	2.90	0.00	0.13	0.05	-45.27	149.80	0.98
INLET #1_001726.LAB	3/11/2020	17:33	5,435.22	2.45	0.00	0.13	0.07	-48.59	149.82	0.98
INLET #1_001727.LAB	3/11/2020	17:34	5,423.27	2.00	0.00	0.13	0.06	-46.83	149.81	0.98
INLET #1_001728.LAB	3/11/2020	17:35	5,414.56	1.89	0.00	0.13	0.07	-47.14	149.83	0.98
INLET #1_001729.LAB	3/11/2020	17:36	5,402.01	2.12	0.00	0.13	0.07	-46.21	149.79	0.98
INLET #1_001730.LAB	3/11/2020	17:37	5,391.07	1.99	0.00	0.13	0.07	-47.37	149.81	0.98
INLET #1_001731.LAB	3/11/2020	17:38	5,378.30	1.88	0.00	0.13	0.07	-48.33	149.81	0.98
INLET #1_001732.LAB	3/11/2020	17:39	5,368.16	1.72	0.00	0.13	0.07	-43.56	149.79	0.98
INLET #1_001733.LAB	3/11/2020	17:40	5,358.42	1.98	0.00	0.13	0.07	-47.69	149.83	0.98
INLET #1_001734.LAB	3/11/2020	17:41	5,348.54	1.83	0.00	0.13	0.07	-45.26	149.83	0.98
INLET #1_001735.LAB	3/11/2020	17:42	5,342.48	1.61	0.00	0.13	0.07	-50.13	149.83	0.98
INLET #1_001736.LAB	3/11/2020	17:43	5,335.40	1.91	0.00	0.13	0.06	-45.87	149.81	0.98
INLET #1_001737.LAB	3/11/2020	17:44	5,328.81	1.68	0.00	0.13	0.07	-50.45	149.85	0.98
INLET #1_001738.LAB	3/11/2020	17:45	5,323.55	1.54	0.00	0.13	0.07	-46.46	149.84	0.98
INLET #1_001739.LAB	3/11/2020	17:46	5,315.96	1.59	0.00	0.13	0.06	-43.19	149.85	0.98
INLET #1_001740.LAB	3/11/2020	17:47	5,308.99	1.88	0.00	0.13	0.08	-49.95	149.84	0.98
INLET #1_001741.LAB	3/11/2020	17:48	5,300.83	2.00	0.00	0.12	0.07	-47.36	149.85	0.98
INLET #1_001742.LAB	3/11/2020	17:49	5,293.06	1.92	0.00	0.13	0.06	-48.26	149.84	0.98
INLET #1_001743.LAB	3/11/2020	17:50	5,282.51	1.96	0.00	0.13	0.07	-48.14	149.87	0.98
INLET #1_001744.LAB	3/11/2020	17:51	5,276.04	2.19	0.00	0.13	0.07	-48.31	149.83	0.98
INLET #1_001745.LAB	3/11/2020	17:52	5,273.19	1.95	0.00	0.13	0.07	-49.74	149.83	0.98
INLET #1_001746.LAB	3/11/2020	17:53	5,270.61	2.10	0.00	0.12	0.08	-50.42	149.82	0.98
INLET #1_001747.LAB	3/11/2020	17:54	5,260.84	2.49	0.00	0.12	0.09	-47.93	149.81	0.98
INLET #1_001748.LAB	3/11/2020	17:55	5,249.27	2.50	0.00	0.13	0.07	-51.21	149.79	0.98
INLET #1_001749.LAB	3/11/2020	17:56	5,246.50	2.58	0.00	0.12	0.09	-50.72	149.83	0.98
INLET #1_001750.LAB	3/11/2020	17:57	5,236.18	2.44	0.00	0.13	0.09	-50.10	149.80	0.98
INLET #1_001751.LAB	3/11/2020	17:58	5,228.00	3.04	0.00	0.12	0.09	-50.02	149.82	0.98
INLET #1_001752.LAB	3/11/2020	17:59	5,220.61	2.75	0.00	0.12	0.09	-54.53	149.88	0.98
INLET #1_001753.LAB	3/11/2020	18:00	5,211.84	2.63	0.00	0.12	0.10	-50.78	149.88	0.98
INLET #1_001754.LAB	3/11/2020	18:01	5,200.34	2.51	0.00	0.13	0.09	-53.07	149.87	0.98
INLET #1_001755.LAB	3/11/2020	18:02	5,191.12	2.62	0.00	0.13	0.09	-52.46	149.87	0.98
INLET #1_001756.LAB	3/11/2020	18:03	5,178.78	2.17	0.00	0.13	0.08	-54.42	149.84	0.98
INLET #1_001757.LAB	3/11/2020	18:04	5,169.11	2.16	0.00	0.13	0.09	-52.58	149.82	0.98
INLET #1_001758.LAB	3/11/2020	18:05	5,164.71	1.59	0.00	0.12	0.08	-54.84	149.81	0.98
INLET #1_001759.LAB	3/11/2020	18:06	5,159.26	1.84	0.00	0.13	0.09	-55.77	149.83	0.98
INLET #1_001760.LAB	3/11/2020	18:07	5,152.53	1.75	0.00	0.12	0.10	-51.20	149.85	0.98
INLET #1_001761.LAB	3/11/2020	18:08	5,145.78	2.63	0.00	0.12	0.09	-52.83	149.82	0.98
INLET #1_001762.LAB	3/11/2020	18:09	5,137.33	2.78	0.00	0.13	0.10	-53.90	149.81	0.98
INLET #1_001763.LAB	3/11/2020	18:10	5,127.24	2.31	0.00	0.12	0.10	-54.69	149.85	0.98
INLET #1_001764.LAB	3/11/2020	18:11	5,117.75	2.61	0.00	0.12	0.10	-53.21	149.81	0.98
INLET #1_001765.LAB	3/11/2020	18:12	5,112.55	2.44	0.00	0.12	0.11	-53.97	149.86	0.98
INLET #1_001766.LAB	3/11/2020	18:13	5,100.49	2.54	0.00	0.13	0.10	-55.66	149.86	0.98

Spectrum	Date	Time	Ethylene o	METHANE	CO2% 150(	H2O% 150(	SULFUR H	ETHYLENE	Temp (C)	Pressure (Atm)	
INLET #1_001767.LAB	**3/11/2020**	**18:14**	**5,090.81**	**2.46**	**0.00**	**0.12**	**0.09**	**-54.68**	**149.84**	**0.98**	
INLET #1_001768.LAB	**3/11/2020**	**18:15**	**5,081.72**	**2.91**	**0.00**	**0.12**	**0.10**	**-54.24**	**149.87**	**0.98**	
INLET #1_001769.LAB	**3/11/2020**	**18:16**	**5,068.48**	**2.39**	**0.00**	**0.13**	**0.08**	**-53.89**	**149.86**	**0.98**	
INLET #1_001770.LAB	**3/11/2020**	**18:17**	**5,060.10**	**2.14**	**0.00**	**0.12**	**0.09**	**-54.88**	**149.88**	**0.98**	
INLET #1_001771.LAB	**3/11/2020**	**18:18**	**5,052.58**	**2.18**	**0.00**	**0.12**	**0.10**	**-54.70**	**149.84**	**0.98**	
INLET #1_001772.LAB	**3/11/2020**	**18:19**	**5,040.84**	**2.28**	**0.00**	**0.12**	**0.10**	**-54.97**	**149.83**	**0.98**	
INLET #1_001773.LAB	**3/11/2020**	**18:20**	**5,027.46**	**1.81**	**0.00**	**0.12**	**0.09**	**-54.99**	**149.83**	**0.98**	
INLET #1_001774.LAB	**3/11/2020**	**18:21**	**5,019.11**	**2.42**	**0.00**	**0.12**	**0.11**	**-53.34**	**149.85**	**0.98**	
INLET #1_001775.LAB	**3/11/2020**	**18:22**	**5,009.09**	**1.77**	**0.00**	**0.12**	**0.11**	**-52.69**	**149.82**	**0.98**	
INLET #1_001776.LAB	**3/11/2020**	**18:23**	**5,001.40**	**1.88**	**0.00**	**0.13**	**0.10**	**-53.96**	**149.81**	**0.98**	
INLET #1_001777.LAB	**3/11/2020**	**18:24**	**4,993.03**	**1.71**	**0.00**	**0.12**	**0.11**	**-53.55**	**149.82**	**0.98**	
INLET #1_001778.LAB	**3/11/2020**	**18:25**	**4,983.13**	**2.13**	**0.00**	**0.12**	**0.10**	**-54.17**	**149.82**	**0.98**	
INLET #1_001779.LAB	**3/11/2020**	**18:26**	**4,976.82**	**2.03**	**0.00**	**0.12**	**0.11**	**-53.11**	**149.81**	**0.98**	
INLET #1_001780.LAB	**3/11/2020**	**18:27**	**4,963.91**	**1.41**	**0.00**	**0.12**	**0.10**	**-51.89**	**149.84**	**0.98**	
INLET #1_001781.LAB	**3/11/2020**	**18:28**	**4,960.05**	**1.41**	**0.00**	**0.12**	**0.08**	**-52.68**	**149.84**	**0.98**	
INLET #1_001782.LAB	**3/11/2020**	**18:29**	**4,956.26**	**1.84**	**0.00**	**0.12**	**0.11**	**-54.55**	**149.87**	**0.98**	
INLET #1_001783.LAB	3/11/2020	18:30	4,943.15	2.01	0.00	0.12	0.09	-52.96	149.82	0.98	
INLET #1_001784.LAB	3/11/2020	18:31	4,937.58	2.03	0.00	0.12	0.10	-51.66	149.85	0.98	
INLET #1_001785.LAB	3/11/2020	18:32	4,929.36	1.61	0.00	0.12	0.10	-48.00	149.86	0.98	
INLET #1_001786.LAB	3/11/2020	18:34	4,922.58	1.97	0.00	0.12	0.10	-54.69	149.86	0.98	
INLET #1_001787.LAB	3/11/2020	18:35	4,917.44	2.37	0.00	0.12	0.11	-46.63	149.84	0.98	
INLET #1_001788.LAB	3/11/2020	18:36	4,909.70	2.25	0.00	0.12	0.10	-46.16	149.81	0.98	
INLET #1_001789.LAB	3/11/2020	18:37	406.95	-0.76	0.00	0.04	0.01	42.22	149.83	0.99	
INLET #1_001790.LAB	3/11/2020	18:38	-1.05	0.10	0.00	0.01	0.00	-30.18	149.82	0.99	
INLET #1_001791.LAB	3/11/2020	18:39	-1.26	0.06	0.00	0.00	0.00	-30.27	149.78	0.99	
INLET #1_001792.LAB	3/11/2020	18:40	11.55	0.33	0.00	0.02	1.16	-4.45	149.87	0.98	

Spectrum	Date	Time	Ethylene ox	METHANE	CO2% 150(	H2O% 150(	SULFUR HI	ETHYLENE	Temp (C)	Pressure (Atm)	
INLET #1_001793.LAB	3/11/2020	18:40	2.42	0.16	0.00	-0.01	5.33	75.74	149.85	0.98	
INLET #1_001794.LAB	3/11/2020	18:40	1.64	0.19	0.00	0.00	5.19	73.76	149.78	0.98	
INLET #1_001795.LAB	3/11/2020	18:41	1.44	0.14	0.00	0.01	5.16	73.48	149.80	0.98	
INLET #1_001796.LAB	3/11/2020	18:41	1.23	0.25	0.00	0.00	5.15	73.33	149.79	0.98	
INLET #1_001797.LAB	3/11/2020	18:41	0.75	0.38	0.00	0.00	5.15	102.21	149.80	0.98	
INLET #1_001798.LAB	3/11/2020	18:41	0.94	0.12	0.00	0.00	5.15	102.22	149.86	0.98	
INLET #1_001799.LAB	3/11/2020	18:42	0.87	0.16	0.00	0.00	5.15	102.34	149.83	0.98	0.95
INLET #1_001800.LAB	3/11/2020	18:42	0.58	0.27	0.00	0.00	5.16	102.56	149.84	0.98	
INLET #1_001801.LAB	3/11/2020	18:42	0.71	0.13	0.00	0.00	5.16	102.57	149.82	0.98	
INLET #1_001802.LAB	3/11/2020	18:42	15.63	0.26	0.00	0.00	5.24	103.91	149.83	0.97	
INLET #1_001803.LAB	3/11/2020	18:43	2,749.60	2.99	0.00	0.12	10.14	-5.79	149.82	0.98	
INLET #1_001804.LAB	3/11/2020	18:43	4,432.05	1.38	0.00	0.02	10.96	-86.50	149.83	0.98	
INLET #1_001805.LAB	3/11/2020	18:43	4,567.91	0.74	0.00	0.00	11.39	-90.92	149.79	0.98	
INLET #1_001806.LAB	3/11/2020	18:43	4,669.26	-0.64	0.00	-0.01	11.29	-81.48	149.78	0.98	
INLET #1_001807.LAB	3/11/2020	18:44	4,918.53	-0.86	0.00	-0.02	10.96	-72.40	149.80	0.98	
INLET #1_001808.LAB	3/11/2020	18:44	5,064.58	-0.50	0.00	-0.02	10.76	-71.94	149.82	0.98	
INLET #1_001809.LAB	3/11/2020	18:44	5,096.04	-1.13	0.00	-0.03	10.69	-72.54	149.80	0.98	
INLET #1_001810.LAB	3/11/2020	18:45	5,103.34	-1.61	0.00	-0.03	10.69	-76.39	149.84	0.98	
INLET #1_001811.LAB	3/11/2020	18:45	5,102.17	-1.34	0.00	-0.03	10.67	-76.03	149.84	0.98	
INLET #1_001812.LAB	3/11/2020	18:45	5,072.09	-1.75	0.00	-0.03	10.70	-72.56	149.82	0.98	
INLET #1_001813.LAB	3/11/2020	18:45	5,070.31	-2.23	0.00	-0.03	10.68	-71.96	149.83	0.98	
INLET #1_001814.LAB	3/11/2020	18:46	5,068.56	-1.29	0.00	-0.03	10.67	-73.78	149.88	0.98	
INLET #1_001815.LAB	3/11/2020	18:46	5,065.78	-1.42	0.00	-0.03	10.67	-71.98	149.80	0.98	5,069.18
INLET #1_001816.LAB	3/11/2020	18:46	5,062.67	-1.22	0.00	-0.03	10.63	-75.58	149.84	0.98	
INLET #1_001817.LAB	3/11/2020	18:46	3,482.98	0.26	0.00	0.02	6.49	82.51	149.82	0.98	
INLET #1_001818.LAB	3/11/2020	18:47	116.75	0.26	0.00	0.01	0.20	-32.57	149.80	0.98	
INLET #1_001819.LAB	3/11/2020	18:47	38.27	0.02	0.00	0.00	0.09	-45.17	149.90	0.98	
INLET #1_001820.LAB	3/11/2020	18:47	46.10	0.24	0.00	0.01	0.09	-45.26	149.81	0.98	
INLET #1_001821.LAB	3/11/2020	18:47	42.23	0.20	0.00	0.00	0.09	-45.70	149.81	0.97	
INLET #1_001822.LAB	3/11/2020	18:48	2,510.75	-0.73	0.00	0.02	4.72	150.10	149.84	0.98	
INLET #1_001823.LAB	3/11/2020	18:48	5,029.25	-1.39	0.00	-0.03	10.64	-77.40	149.80	0.98	
INLET #1_001824.LAB	3/11/2020	18:48	5,056.11	-1.30	0.00	-0.03	10.68	-75.60	149.86	0.98	
INLET #1_001825.LAB	3/11/2020	18:48	5,064.48	-1.63	0.00	-0.03	10.72	-64.14	149.82	0.98	
INLET #1_001826.LAB	3/11/2020	18:49	5,059.63	-0.97	0.00	-0.04	10.68	-72.21	149.79	0.98	
INLET #1_001827.LAB	3/11/2020	18:49	2,926.38	-1.13	0.00	0.01	5.34	72.76	149.80	0.98	
INLET #1_001828.LAB	3/11/2020	18:49	89.68	0.21	0.00	0.00	0.18	-37.95	149.78	0.98	
INLET #1_001829.LAB	3/11/2020	18:49	28.51	-0.08	0.00	0.01	0.08	-42.48	149.77	0.98	
INLET #1_001830.LAB	3/11/2020	18:50	34.64	0.32	0.00	0.00	0.08	-44.55	149.75	0.98	
INLET #1_001831.LAB	3/11/2020	18:50	43.62	0.15	0.00	0.01	0.09	-44.78	149.78	0.98	
INLET #1_001832.LAB	3/11/2020	18:50	27.98	-0.09	0.00	0.00	0.07	-44.15	149.76	0.98	
INLET #1_001833.LAB	3/11/2020	18:50	16.35	0.10	0.00	0.00	0.06	-43.50	149.78	0.98	
INLET #1_001834.LAB	3/11/2020	18:51	11.88	0.22	0.00	0.01	0.06	-43.65	149.78	0.98	
INLET #1_001835.LAB	3/11/2020	18:51	9.16	0.15	0.00	0.01	0.06	-43.55	149.79	0.98	
INLET #1_001836.LAB	3/11/2020	18:51	7.42	0.29	0.00	0.00	0.06	-43.22	149.79	0.98	
INLET #1_001837.LAB	3/11/2020	18:51	6.30	0.05	0.00	0.00	0.05	-43.24	149.82	0.98	
INLET #1_001838.LAB	3/11/2020	18:52	5.26	0.11	0.00	0.00	0.05	-43.24	149.79	0.98	
INLET #1_001839.LAB	3/11/2020	18:52	4.86	0.18	0.00	0.00	0.05	-43.03	149.84	0.98	
INLET #1_001840.LAB	3/11/2020	18:52	4.16	-0.04	0.00	0.00	0.05	-42.98	149.82	0.98	
INLET #1_001841.LAB	3/11/2020	18:52	2.08	0.04	0.00	0.00	0.00	-44.44	149.85	0.98	
INLET #1_001842.LAB	3/11/2020	18:53	1.49	0.15	0.00	0.01	0.00	-44.49	149.84	0.98	
INLET #1_001843.LAB	3/11/2020	18:53	1.18	0.42	0.00	0.01	0.00	-44.28	149.81	0.98	

Spectrum	Date	Time	Ethylene o	METHANE	CO2% 150	H2O% 150	SULFUR H	ETHYLENE	Temp (C)	Pressure (Atm)	
INLET #1_001844.LAB	3/11/2020	18:53	2.03	0.17	0.00	0.00	0.00	-44.47	149.86	0.98	
INLET #1_001845.LAB	3/11/2020	18:53	95.68	-0.02	0.00	-0.01	4.37	104.36	149.86	0.98	
INLET #1_001846.LAB	3/11/2020	18:54	8.16	0.13	0.00	0.00	5.14	101.68	149.83	0.98	
INLET #1_001847.LAB	3/11/2020	18:54	5.88	-0.09	0.00	-0.01	5.16	102.06	149.86	0.98	
INLET #1_001848.LAB	3/11/2020	18:54	4.65	0.33	0.00	-0.01	5.17	102.27	149.87	0.98	
INLET #1_001849.LAB	3/11/2020	18:54	3.69	0.23	0.00	0.00	5.18	102.32	149.78	0.98	
INLET #1_001850.LAB	3/11/2020	18:55	3.71	0.18	0.00	0.00	5.16	102.23	149.90	0.98	102.22
INLET #1_001851.LAB	3/11/2020	18:55	3.27	0.24	0.00	0.00	5.17	101.55	149.81	0.97	
INLET #1_001852.LAB	3/11/2020	18:55	1,791.36	-1.47	0.00	-0.01	7.16	443.83	149.84	0.98	
INLET #1_001853.LAB	3/11/2020	18:55	5,001.26	-1.40	0.00	-0.02	10.58	-70.34	149.86	0.98	
INLET #1_001854.LAB	3/11/2020	18:56	5,046.84	-0.45	0.00	-0.02	10.69	-72.68	149.83	0.98	
INLET #1_001855.LAB	3/11/2020	18:56	5,053.08	-1.60	0.00	-0.03	10.70	-69.89	149.89	0.98	
INLET #1_001856.LAB	3/11/2020	18:56	5,052.47	-0.90	0.00	-0.03	10.68	-72.71	149.83	0.98	
INLET #1_001857.LAB	3/11/2020	18:56	5,050.47	-0.71	0.00	-0.03	10.60	-67.74	149.80	0.98	
INLET #1_001858.LAB	3/11/2020	18:57	5,060.89	-0.95	0.00	-0.03	10.68	-70.16	149.87	0.98	
INLET #1_001859.LAB	3/11/2020	18:57	5,052.29	-1.20	0.00	-0.02	10.61	-63.68	149.81	0.98	
INLET #1_001860.LAB	3/11/2020	18:57	5,049.41	-1.10	0.00	-0.03	10.59	-69.80	149.84	0.98	
INLET #1_001861.LAB	3/11/2020	18:57	5,052.23	-1.77	0.00	-0.04	10.62	-66.65	149.85	0.98	
INLET #1_001862.LAB	3/11/2020	18:58	5,065.93	-1.28	0.00	-0.04	10.69	-68.41	149.82	0.98	
INLET #1_001863.LAB	3/11/2020	18:58	5,059.92	-1.68	0.00	-0.03	10.67	-71.76	149.81	0.98	
INLET #1_001864.LAB	3/11/2020	18:58	5,069.74	-1.19	0.00	-0.03	10.66	-66.04	149.79	0.98	
INLET #1_001865.LAB	3/11/2020	18:58	5,085.55	-0.74	0.00	-0.04	10.64	-67.39	149.81	0.98	
INLET #1_001866.LAB	3/11/2020	18:59	5,136.20	-1.95	0.00	-0.04	10.63	-69.56	149.81	0.98	
INLET #1_001867.LAB	3/11/2020	18:59	5,187.65	-1.87	0.00	-0.03	10.61	-69.11	149.84	0.97	
INLET #1_001868.LAB	3/11/2020	18:59	1,618.70	-1.50	0.00	-0.01	2.74	269.44	149.78	1.02	
INLET #1_001869.LAB	3/11/2020	18:59	3.29	-0.02	0.00	0.00	0.00	-42.36	149.78	1.03	
INLET #1_001870.LAB	3/11/2020	19:00	1.95	-0.04	0.00	0.00	0.00	-44.76	149.82	0.99	
INLET #1_001871BKG.LAB	3/11/2020	19:00	0.00	0.00	0.00	0.00	0.00	0.00	149.77	0.99	
INLET #1_001872.LAB	3/11/2020	19:01	-0.30	0.19	0.00	0.00	0.00	0.02	149.83	0.99	
INLET #1_001873.LAB	3/11/2020	19:01	-0.63	-0.21	0.00	0.00	0.00	0.04	149.79	0.99	

MONTROSE
AIR QUALITY SERVICES

Test Run Calibration and System Performance Check

Run ID: Compliance Test Run #3
Date: 3/12/2020

Cylinder Standards Information:	Value	Cylinder ID
CTS Methane	100.3	Airgas CC-420194
Ethylene Oxide/513.9 Ethane	2.286	Airgas CC-717111
Ethylene Oxide dilution	228.6	Low level 100:1 dilution

Spectrum Comments	Analyte	Spectrum	Date	Time	Ethylene Oxide (ppb)	Ethylene Oxide (ppm)	Methane (ppm)	Pass +/- 5.0% Diff?
Interferometer Direct Zero N2	zero Ethylene/Ethane/CH4/H2O	ZERO DIRECT_0000014.LAB	3/12/2020	07:03:12	-2.9937	-0.0030	0.3480	OK
Interferometer Direct CTS inject	512 ppm ethane/100.3 ppm CH4	CTS DIRECT_0000024.LAB	3/12/2020	07:08:04			103.0596	YES
Interferometer Direct Calibration Check Std inject	2.286 ppm ethylene oxide	CAL DIRECT_0000031.LAB	3/12/2020	07:10:00	2309.6843	2.3097		YES
Interferometer Direct Calibration Low Check Std. inject	228.6 ppb ethylene oxide	CAL DIRECT_0000036.LAB	3/12/2020	07:11:14	235.1109	0.2351		YES
Pre Test System Check:								
Sample System Zero N2	zero Ethylene/Ethane/CH4/H2O	ZERO SYSTEM_0000038.LAB	3/12/2020	07:13:19	-1.5538	-0.0010	-0.6960	OK
Sample System CTS inject	512 ppm ethane/100 ppm CH4	CTS SYSTEM_0000043.LAB	3/12/2020	07:16:16			102.5468	YES
Sample System Calibration Check Std inject	2.286 ppm ethylene oxide	CAL SYSTEM_0000061.LAB	3/12/2020	07:23:37	2190.8192	2.1908		YES
Sample SystemCalibration Low Check Std. inject	228.6 ppb ethylene oxide	SPIKE_0000068.LAB	3/12/2020	07:25:20	222.5556	0.2226		YES
Post-Test System Check:								
Sample System Zero N2	zero Ethylene/Ethane/CH4/H2O	ZERO SYSTEM_0000775.LAB	3/12/2020	18:50:01	-7.2801	-0.0073	0.0657	OK
Sample System CTS inject	512 ppm ethane/100 ppm CH4	CTS SYSTEM_0000790.LAB	3/12/2020	18:56:26			99.8958	YES
Sample System Calibration Check Std inject	2.286 ppm ethylene oxide	CAL SYSTEM_0000850.LAB	3/12/2020	19:11:39	2208.0134	2.2080		YES
Sample SystemCalibration Low Check Std. inject	228.6 ppb ethylene oxide	SPIKE_0000860.LAB	3/12/2020	19:14:06	219.8409	0.2198		YES

MONTROSE
AIR QUALITY SERVICES

Spectrum	Date	Time	Temp	Pressure	Ethane [150C] [74-84-0] [2x8cm-1] [Aromatics Filter]	Ethylene Oxide (ppb)	Ethylene Oxide [150C] [75-21-8] [2x8cm-1] [Aromatics Filter]	Methane [150C] [74-82-8] [2x8cm-1] [Aromatics Filter] [SN110281261]	Water [150C] [7732-18-5] [2x8cm-1] [Aromatics Filter] [SN110281261]
			(C)	(ATM)	Con (ppm)	Con (ppb)	Con (ppm)	Con (ppm)	Con (ppm)
ZERO DIRECT_0000001.LAB	3/12/2020	06:50:27	150.0	0.992	-0.564	-15.249	-0.015	-0.761	135.895
ZERO DIRECT_0000002.LAB	3/12/2020	06:51:26	150.0	0.992	-0.591	-19.248	-0.019	-0.666	141.799
ZERO DIRECT_0000003.LAB	3/12/2020	06:52:25	150.0	0.991	-0.649	-16.987	-0.017	-0.718	134.769
ZERO DIRECT_0000004.LAB	3/12/2020	06:53:23	150.0	0.991	-0.618	-18.511	-0.019	-0.791	140.519
ZERO DIRECT_0000005.LAB	3/12/2020	06:54:22	150.2	0.992	-0.611	-9.355	-0.009	-0.685	134.552
ZERO DIRECT_0000006.LAB	3/12/2020	06:55:21	150.1	0.992	-0.555	-16.278	-0.016	-0.785	138.196
ZERO DIRECT_0000007.LAB	3/12/2020	06:56:20	150.1	0.993	-0.474	-35.093	-0.035	-2.628	9833.622
ZERO DIRECT_0000008.LAB	3/12/2020	06:57:19	150.2	0.990	0.076	-40.513	-0.041	3.359	10647.518
ZERO DIRECT_0000009.LAB	3/12/2020	06:58:18	150.1	0.992	0.079	-30.536	-0.031	1.689	12288.633
ZERO DIRECT_0000010.LAB	3/12/2020	06:59:16	150.1	0.988	0.028	-17.559	-0.018	1.515	12838.129
ZERO DIRECT_0000011.LAB	3/12/2020	07:00:15	150.2	0.988	0.027	-0.621	-0.001	0.205	14062.665
ZERO DIRECT_0000012.LAB	3/12/2020	07:01:14	150.4	0.988	0.002	-2.648	-0.003	0.160	13981.228
ZERO DIRECT_0000013.LAB	3/12/2020	07:02:13	150.3	0.988	0.000	0.000	0.000	0.000	14230.797
ZERO DIRECT_0000014.LAB	3/12/2020	07:03:12	150.4	0.988	0.019	-2.994	-0.003	0.348	14036.557
ZERO DIRECT_0000015.LAB	3/12/2020	07:04:11	150.2	0.989	0.056	5.347	0.005	0.286	14219.793
ZERO DIRECT_0000016.LAB	3/12/2020	07:05:09	150.3	0.988	0.013	-4.984	-0.005	0.167	14042.305
CTS DIRECT_0000017.LAB	3/12/2020	07:06:21	150.1	0.991	0.132	570.340	0.570	82.868	-11.989
CTS DIRECT_0000018.LAB	3/12/2020	07:06:36	150.2	0.991	0.006	358.861	0.359	103.585	-6.343
CTS DIRECT_0000019.LAB	3/12/2020	07:06:51	150.1	0.992	0.112	360.165	0.360	103.381	-19.394
CTS DIRECT_0000020.LAB	3/12/2020	07:07:05	150.2	0.991	0.056	360.061	0.360	103.482	-15.057
CTS DIRECT_0000021.LAB	3/12/2020	07:07:20	150.1	0.992	0.147	359.031	0.359	103.081	-26.458
CTS DIRECT_0000022.LAB	3/12/2020	07:07:35	150.3	0.990	0.092	375.602	0.376	103.091	-17.035
CTS DIRECT_0000023.LAB	3/12/2020	07:07:50	150.2	0.990	0.034	358.280	0.358	103.064	-21.090
CTS DIRECT_0000024.LAB	3/12/2020	07:08:04	150.3	0.990	0.019	353.400	0.353	103.060	-35.094
CTS DIRECT_0000025.LAB	3/12/2020	07:08:32	150.3	0.990	0.018	355.455	0.355	103.013	-31.308
CAL DIRECT_0000026.LAB	3/12/2020	07:08:47	150.2	0.988	-0.061	349.707	0.350	103.168	-19.649
CAL DIRECT_0000027.LAB	3/12/2020	07:09:01	150.1	0.989	-0.075	347.544	0.348	72.371	-0.830
CAL DIRECT_0000028.LAB	3/12/2020	07:09:16	150.2	0.990	323.301	1818.361	1.818	10.603	334.863
CAL DIRECT_0000029.LAB	3/12/2020	07:09:31	150.1	0.990	531.893	2304.462	2.304	-0.965	79.353
CAL DIRECT_0000030.LAB	3/12/2020	07:09:46	150.1	0.990	532.799	2310.470	2.310	-1.002	71.786
CAL DIRECT_0000031.LAB	3/12/2020	07:10:00	150.1	0.990	532.732	2309.684	2.310	-0.890	55.901
CAL DIRECT_0000032.LAB	3/12/2020	07:10:15	150.2	0.990	189.695	1093.054	1.093	-0.564	297.185
CAL DIRECT_0000033.LAB	3/12/2020	07:10:30	150.2	0.990	60.606	256.739	0.257	-0.722	74.791
CAL DIRECT_0000034.LAB	3/12/2020	07:10:44	150.1	0.990	59.196	240.754	0.241	-0.574	174.335
CAL DIRECT_0000035.LAB	3/12/2020	07:10:59	150.1	0.990	58.890	251.374	0.251	-0.640	177.835
CAL DIRECT_0000036.LAB	3/12/2020	07:11:14	150.1	0.990	58.965	235.111	0.235	-0.887	176.062
ZERO SYSTEM_0000037.LAB	3/12/2020	07:12:20	150.3	0.990	10.201	37.854	0.038	0.676	2182.593
ZERO SYSTEM_0000038.LAB	3/12/2020	07:13:19	150.2	0.989	-0.478	-1.554	-0.001	-0.696	320.431
ZERO SYSTEM_0000039.LAB	3/12/2020	07:14:18	150.1	0.990	-0.571	-18.166	-0.018	-0.737	173.841
CTS SYSTEM_0000040.LAB	3/12/2020	07:15:32	150.3	0.989	11.961	197.024	0.197	23.869	3188.708
CTS SYSTEM_0000041.LAB	3/12/2020	07:15:46	150.1	0.989	0.677	443.089	0.443	101.639	179.712
CTS SYSTEM_0000042.LAB	3/12/2020	07:16:01	150.2	0.989	0.122	346.767	0.347	102.361	74.225
CTS SYSTEM_0000043.LAB	3/12/2020	07:16:16	150.2	0.990	0.052	353.283	0.353	102.547	48.336
CAL SYSTEM_0000044.LAB	3/12/2020	07:18:53	150.2	0.989	527.833	2081.213	2.081	-0.907	92.649
CAL SYSTEM_0000045.LAB	3/12/2020	07:19:08	150.2	0.989	527.770	2102.891	2.103	-1.155	107.732
CAL SYSTEM_0000046.LAB	3/12/2020	07:19:23	150.2	0.989	527.653	2113.372	2.113	-1.011	89.548
CAL SYSTEM_0000047.LAB	3/12/2020	07:19:37	150.3	0.989	528.135	2118.006	2.118	-1.070	99.775
CAL SYSTEM_0000048.LAB	3/12/2020	07:19:52	150.1	0.989	527.668	2126.481	2.126	-1.059	88.422
CAL SYSTEM_0000049.LAB	3/12/2020	07:20:07	150.3	0.989	528.293	2130.203	2.130	-1.004	96.518
CAL SYSTEM_0000050.LAB	3/12/2020	07:20:21	150.3	0.989	528.397	2153.994	2.154	-1.348	110.665
CAL SYSTEM_0000051.LAB	3/12/2020	07:20:36	150.3	0.989	528.021	2134.915	2.135	-1.078	116.711
CAL SYSTEM_0000052.LAB	3/12/2020	07:20:51	150.3	0.989	528.000	2140.883	2.141	-1.033	86.600

MONTROSE
AIR QUALITY SERVICES

Spectrum	Date	Time	Temp	Pressure	Ethane [150C] [74-84-0] [2x8cm-1] [Aromatics Filter]	Ethylene Oxide (ppb)	Ethylene Oxide [150C] [75-21-8] [2x8cm-1] [Aromatics Filter]	Methane [150C] [74-82-8] [2x8cm-1] [Aromatics Filter] [SN110281261]	Water [150C] [7732-18-5] [2x8cm-1] [Aromatics Filter] [SN110281261]
			(C)	(ATM)	Con (ppm)	Con (ppb)	Con (ppm)	Con (ppm)	Con (ppm)
CAL SYSTEM_0000053.LAB	3/12/2020	07:21:20	150.2	0.989	527.874	2148.769	2.149	-1.051	93.185
CAL SYSTEM_0000054.LAB	3/12/2020	07:21:35	150.2	0.989	528.138	2154.764	2.155	-1.095	87.564
CAL SYSTEM_0000055.LAB	3/12/2020	07:21:49	150.1	0.989	527.717	2164.700	2.165	-1.081	85.641
CAL SYSTEM_0000056.LAB	3/12/2020	07:22:04	150.1	0.989	528.229	2175.607	2.176	-0.942	105.897
CAL SYSTEM_0000057.LAB	3/12/2020	07:22:19	150.2	0.989	528.200	2164.750	2.165	-1.070	85.135
CAL SYSTEM_0000058.LAB	3/12/2020	07:22:53	150.1	0.989	528.540	2174.810	2.175	-0.990	66.183
CAL SYSTEM_0000059.LAB	3/12/2020	07:23:08	150.2	0.989	528.319	2184.523	2.185	-1.171	96.839
CAL SYSTEM_0000060.LAB	3/12/2020	07:23:23	150.2	0.989	528.380	2168.066	2.168	-1.152	71.941
CAL SYSTEM_0000061.LAB	3/12/2020	07:23:37	150.2	0.988	528.786	2190.819	2.191	-1.199	75.748
CAL SYSTEM_0000062.LAB	3/12/2020	07:23:52	150.2	0.989	528.645	2175.879	2.176	-1.071	96.619
CAL SYSTEM_0000063.LAB	3/12/2020	07:24:07	150.3	0.989	528.607	2182.956	2.183	-1.146	88.968
CAL SYSTEM_0000064.LAB	3/12/2020	07:24:22	150.1	0.989	529.084	2189.175	2.189	-1.159	72.916
CAL SYSTEM_0000065.LAB	3/12/2020	07:24:36	150.1	0.989	528.149	2185.479	2.185	-1.037	88.801
CAL SYSTEM_0000066.LAB	3/12/2020	07:24:51	150.2	0.989	276.631	1412.476	1.412	-0.870	270.186
CAL SYSTEM_0000067.LAB	3/12/2020	07:25:06	150.1	0.989	58.260	265.476	0.265	-0.588	62.827
SPIKE_0000068.LAB	3/12/2020	07:25:20	150.2	0.989	53.356	222.556	0.223	-0.752	206.017
SPIKE_0000069.LAB	3/12/2020	07:25:35	150.4	0.989	52.811	203.762	0.204	-0.698	194.058
SPIKE_0000070.LAB	3/12/2020	07:25:50	150.2	0.989	52.706	208.245	0.208	-1.079	186.561
SPIKE_0000071.LAB	3/12/2020	07:26:04	150.4	0.989	52.637	202.393	0.202	-0.848	194.902
SPIKE_0000072.LAB	3/12/2020	07:26:19	150.3	0.989	52.462	208.588	0.209	-0.800	189.461
NATIVE_0000073.LAB	3/12/2020	07:26:34	150.4	0.989	52.329	194.799	0.195	-0.767	201.581
NATIVE_0000074.LAB	3/12/2020	07:26:49	150.4	0.989	151.882	445.226	0.445	-4.202	4094.557
NATIVE_0000075.LAB	3/12/2020	07:27:03	150.3	0.990	488.395	-86.826	-0.087	-15.571	21906.006
SPIKE_0000076.LAB	3/12/2020	07:27:18	150.3	0.989	515.836	-242.460	-0.242	-8.081	11137.659
SPIKE_0000077.LAB	3/12/2020	07:27:33	150.4	0.989	523.120	-153.122	-0.153	-4.362	6156.038
SPIKE_0000078.LAB	3/12/2020	07:27:47	150.4	0.988	515.807	-133.075	-0.133	-3.318	4093.334
SPIKE_0000079.LAB	3/12/2020	07:28:02	150.4	0.989	107.272	-84.792	-0.085	-2.556	2791.752
SPIKE_0000080.LAB	3/12/2020	07:28:17	150.1	0.989	55.188	-84.134	-0.084	-1.772	2445.477
SPIKE_0000081.LAB	3/12/2020	07:28:32	150.4	0.989	52.424	-54.242	-0.054	-1.718	2031.256
SPIKE_0000082.LAB	3/12/2020	07:28:46	150.1	0.989	51.858	-68.918	-0.069	-1.350	1701.878
SPIKE_0000083.LAB	3/12/2020	07:29:01	150.2	0.989	51.763	-51.460	-0.051	-1.304	1443.557
SPIKE_0000084.LAB	3/12/2020	07:29:16	150.3	0.989	53.705	7.968	0.008	-1.062	1053.680
SPIKE_0000085.LAB	3/12/2020	07:29:30	150.2	0.989	52.024	189.662	0.190	-0.943	202.750
SPIKE_0000086.LAB	3/12/2020	07:29:45	150.2	0.989	51.732	203.116	0.203	-0.604	186.917
SPIKE_0000087.LAB	3/12/2020	07:30:00	150.2	0.989	51.725	200.997	0.201	-0.754	174.394
SAMPLE_0000088.LAB	3/12/2020	07:31:04	150.1	0.989	17.079	65.071	0.065	3.136	6012.752
SAMPLE_0000089.LAB	3/12/2020	07:32:03	150.2	0.989	0.295	-9.507	-0.010	11.708	11931.886
SAMPLE_0000090.LAB	3/12/2020	07:33:02	150.2	0.989	0.175	-6.316	-0.006	14.863	12579.271
SAMPLE_0000091.LAB	3/12/2020	07:34:00	150.2	0.989	0.177	1.187	0.001	15.957	12970.294
SAMPLE_0000092.LAB	3/12/2020	07:34:59	150.1	0.989	0.140	-4.860	-0.005	16.069	13210.891
SAMPLE_0000093.LAB	3/12/2020	07:35:58	150.3	0.989	0.093	-5.657	-0.006	15.995	13422.378
SAMPLE_0000094.LAB	3/12/2020	07:36:57	150.1	0.989	0.122	3.438	0.003	15.792	13545.284
SAMPLE_0000095.LAB	3/12/2020	07:37:56	150.3	0.989	0.153	2.509	0.003	15.722	13653.061
SAMPLE_0000096.LAB	3/12/2020	07:38:55	150.2	0.989	0.045	2.544	0.003	16.050	13739.028
SAMPLE_0000097.LAB	3/12/2020	07:39:53	150.2	0.988	-0.002	-0.304	0.000	15.722	13804.101
SAMPLE_0000098.LAB	3/12/2020	07:40:52	150.2	0.989	0.008	0.024	0.000	15.689	13847.259
SAMPLE_0000099.LAB	3/12/2020	07:41:51	150.2	0.990	0.731	-3.633	-0.004	15.797	12374.608
SAMPLE_0000100.LAB	3/12/2020	07:42:50	150.3	0.988	0.301	-30.914	-0.031	15.827	7227.470
ZERO SYSTEM_0000101.LAB	3/12/2020	07:48:11	150.2	0.988	-0.042	-12.283	-0.012	15.927	13530.441
ZERO SYSTEM_0000102.LAB	3/12/2020	07:49:09	150.3	0.988	0.055	-15.544	-0.016	15.835	13442.527
ZERO SYSTEM_0000103.LAB	3/12/2020	07:50:08	150.4	0.988	0.017	-4.873	-0.005	15.792	13769.679
SAMPLE_0000104.LAB	3/12/2020	07:51:36	150.2	0.988	-0.080	2.233	0.002	15.689	14024.891

MONTROSE
AIR QUALITY SERVICES

Spectrum	Date	Time	Temp	Pressure	Ethane [150C] [74-84-0] [2x8cm-1] [Aromatics Filter]	Ethylene Oxide (ppb)	Ethylene Oxide [150C] [75-21-8] [2x8cm-1] [Aromatics Filter]	Methane [150C] [74-82-8] [2x8cm-1] [Aromatics Filter] [SN110281261]	Water [150C] [7732-18-5] [2x8cm-1] [Aromatics Filter] [SN110281261]
			(C)	(ATM)	Con (ppm)	Con (ppb)	Con (ppm)	Con (ppm)	Con (ppm)
SAMPLE_0000105.LAB	3/12/2020	07:52:35	150.3	0.988	-0.065	5.225	0.005	15.835	14053.474
SAMPLE_0000106.LAB	3/12/2020	07:53:34	150.3	0.988	-0.001	9.280	0.009	15.556	14058.502
SAMPLE_0000107.LAB	3/12/2020	07:54:32	150.3	0.988	-0.029	11.040	0.011	16.002	14089.144
SAMPLE_0000108.LAB	3/12/2020	07:55:31	150.2	0.988	-0.002	6.051	0.006	15.812	14094.348
SAMPLE_0000109.LAB	3/12/2020	07:56:30	150.3	0.988	-0.074	10.206	0.010	16.064	14114.141
SAMPLE_0000110.LAB	3/12/2020	07:57:29	150.2	0.988	-0.047	6.658	0.007	15.979	14131.055
SAMPLE_0000111.LAB	3/12/2020	07:58:28	150.4	0.988	0.003	4.556	0.005	15.531	14160.165
SAMPLE_0000112.LAB	3/12/2020	07:59:26	150.4	0.988	-0.044	11.972	0.012	16.284	14168.383
SAMPLE_0000113.LAB	3/12/2020	08:00:25	150.2	0.988	-0.050	6.991	0.007	15.945	14173.981
SAMPLE_0000114.LAB	3/12/2020	08:01:24	150.3	0.988	-0.045	7.907	0.008	15.716	14180.802
SAMPLE_0000115.LAB	3/12/2020	08:02:23	150.3	0.988	-0.046	6.187	0.006	16.031	14199.086
SAMPLE_0000116.LAB	3/12/2020	08:03:22	150.1	0.988	-0.018	7.834	0.008	15.814	14219.157
SAMPLE_0000117.LAB	3/12/2020	08:04:21	150.3	0.988	0.004	14.140	0.014	15.908	14254.346
SAMPLE_0000118.LAB	3/12/2020	08:05:19	150.4	0.988	-0.080	6.297	0.006	16.442	14262.433
SAMPLE_0000119.LAB	3/12/2020	08:06:18	150.3	0.988	-0.097	7.166	0.007	16.105	15331.216
SAMPLE_0000120.LAB	3/12/2020	08:07:17	150.2	0.988	-0.032	10.200	0.010	15.977	15834.493
SAMPLE_0000121.LAB	3/12/2020	08:08:16	150.4	0.988	-0.095	9.410	0.009	16.025	16059.307
SAMPLE_0000122.LAB	3/12/2020	08:09:15	150.4	0.988	-0.051	13.901	0.014	15.837	16368.171
SAMPLE_0000123.LAB	3/12/2020	08:10:13	150.2	0.988	-0.034	5.409	0.005	16.190	16824.662
SAMPLE_0000124.LAB	3/12/2020	08:11:12	150.2	0.988	-0.055	10.841	0.011	15.957	16851.224
SAMPLE_0000125.LAB	3/12/2020	08:12:11	150.2	0.988	-0.047	13.479	0.013	16.405	16848.742
SAMPLE_0000126.LAB	3/12/2020	08:13:10	150.4	0.988	-0.027	10.190	0.010	16.276	16843.215
SAMPLE_0000127.LAB	3/12/2020	08:14:09	150.4	0.988	-0.079	10.181	0.010	16.036	16859.465
SAMPLE_0000128.LAB	3/12/2020	08:15:08	150.3	0.988	-0.021	8.716	0.009	16.234	16869.559
SAMPLE_0000129.LAB	3/12/2020	08:16:06	150.4	0.988	-0.072	4.005	0.004	16.036	16883.402
SAMPLE_0000130.LAB	3/12/2020	08:17:05	150.2	0.988	-0.077	5.298	0.005	15.875	16880.960
SAMPLE_0000131.LAB	3/12/2020	08:18:04	150.4	0.988	-0.029	13.343	0.013	15.904	16880.777
SAMPLE_0000132.LAB	3/12/2020	08:19:03	150.3	0.988	-0.066	11.273	0.011	15.761	16865.890
SAMPLE_0000133.LAB	3/12/2020	08:20:02	150.2	0.988	-0.057	5.949	0.006	16.016	16876.478
SAMPLE_0000134.LAB	3/12/2020	08:21:00	150.4	0.988	-0.014	7.783	0.008	16.303	16875.438
SAMPLE_0000135.LAB	3/12/2020	08:21:59	150.2	0.988	-0.050	6.687	0.007	16.182	16869.683
	Minute average					7.235			16872.560
SAMPLE_0000136.LAB	3/12/2020	08:22:58	150.2	0.988	-0.018	13.087	0.013	15.995	16862.602
SAMPLE_0000137.LAB	3/12/2020	08:23:57	150.3	0.988	-0.040	7.811	0.008	15.926	16850.749
SAMPLE_0000138.LAB	3/12/2020	08:24:56	150.2	0.988	-0.052	7.567	0.008	16.165	16844.293
SAMPLE_0000139.LAB	3/12/2020	08:25:54	150.2	0.988	-0.036	4.685	0.005	16.002	16827.720
SAMPLE_0000140.LAB	3/12/2020	08:26:53	150.4	0.988	-0.074	11.598	0.012	15.923	16819.966
SAMPLE_0000141.LAB	3/12/2020	08:27:52	150.3	0.988	-0.046	10.608	0.011	16.078	16815.176
SAMPLE_0000142.LAB	3/12/2020	08:28:51	150.3	0.988	-0.077	6.059	0.006	16.172	16804.591
SAMPLE_0000143.LAB	3/12/2020	08:29:50	150.3	0.988	-0.063	5.432	0.005	16.284	16800.379
SAMPLE_0000144.LAB	3/12/2020	08:30:49	150.3	0.988	-0.076	8.408	0.008	16.210	16791.763
SAMPLE_0000145.LAB	3/12/2020	08:31:47	150.3	0.988	-0.040	10.608	0.011	16.007	16780.623
SAMPLE_0000146.LAB	3/12/2020	08:32:46	150.4	0.988	-0.074	6.136	0.006	15.937	16761.201
SAMPLE_0000147.LAB	3/12/2020	08:33:45	150.3	0.988	-0.087	6.755	0.007	16.265	16776.456
SAMPLE_0000148.LAB	3/12/2020	08:34:44	150.2	0.988	-0.086	8.046	0.008	15.937	16757.251
SAMPLE_0000149.LAB	3/12/2020	08:35:43	150.3	0.988	-0.085	2.116	0.002	15.904	16765.278
SAMPLE_0000150.LAB	3/12/2020	08:36:41	150.4	0.988	-0.039	13.065	0.013	16.012	16776.001
SAMPLE_0000151.LAB	3/12/2020	08:37:40	150.4	0.988	-0.062	10.633	0.011	16.042	16762.077
SAMPLE_0000152.LAB	3/12/2020	08:38:39	150.3	0.988	-0.097	1.810	0.002	16.142	16760.930
SAMPLE_0000153.LAB	3/12/2020	08:39:38	150.4	0.988	-0.098	3.277	0.003	16.050	16767.862
SAMPLE_0000154.LAB	3/12/2020	08:40:37	150.2	0.988	-0.079	8.535	0.009	16.007	16736.353
SAMPLE_0000155.LAB	3/12/2020	08:41:35	150.3	0.988	-0.097	5.098	0.005	15.904	16760.745

MONTROSE
AIR QUALITY SERVICES

Spectrum	Date	Time	Temp	Pressure	Ethane [150C] [74-84-0] [2x8cm-1] [Aromatics Filter]	Ethylene Oxide (ppb)	Ethylene Oxide [150C] [75-21-8] [2x8cm-1] [Aromatics Filter]	Methane [150C] [74-82-8] [2x8cm-1] [Aromatics Filter] [SN110281261]	Water [150C] [7732-18-5] [2x8cm-1] [Aromatics Filter] [SN110281261]
			(C)	(ATM)	Con (ppm)	Con (ppb)	Con (ppm)	Con (ppm)	Con (ppm)
SAMPLE_0000156.LAB	3/12/2020	08:42:34	150.3	0.988	-0.042	4.340	0.004	16.050	16740.520
SAMPLE_0000157.LAB	3/12/2020	08:43:33	150.3	0.988	-0.035	15.638	0.016	15.771	16735.626
SAMPLE_0000158.LAB	3/12/2020	08:44:32	150.1	0.988	-0.062	4.454	0.004	16.217	16722.566
SAMPLE_0000159.LAB	3/12/2020	08:45:31	150.3	0.988	-0.062	1.940	0.002	16.027	16712.540
SAMPLE_0000160.LAB	3/12/2020	08:46:30	150.3	0.988	-0.119	8.449	0.008	16.279	16718.944
SAMPLE_0000161.LAB	3/12/2020	08:47:28	150.3	0.988	-0.079	1.853	0.002	16.194	16724.832
SAMPLE_0000162.LAB	3/12/2020	08:48:27	150.1	0.988	-0.100	1.566	0.002	15.746	16714.364
SAMPLE_0000163.LAB	3/12/2020	08:49:26	150.2	0.988	-0.105	6.181	0.006	16.499	16713.141
SAMPLE_0000164.LAB	3/12/2020	08:50:25	150.1	0.988	-0.020	7.591	0.008	16.160	16707.484
SAMPLE_0000165.LAB	3/12/2020	08:51:24	150.3	0.988	-0.087	4.659	0.005	15.931	16705.735
SAMPLE_0000166.LAB	3/12/2020	08:52:22	150.2	0.988	-0.100	4.638	0.005	16.246	16698.509
SAMPLE_0000167.LAB	3/12/2020	08:53:21	150.3	0.988	-0.033	-0.903	-0.001	16.029	16708.531
SAMPLE_0000168.LAB	3/12/2020	08:54:20	150.4	0.988	-0.104	0.222	0.000	16.123	16702.685
SAMPLE_0000169.LAB	3/12/2020	08:55:19	150.2	0.988	-0.072	3.470	0.003	16.657	16692.247
SAMPLE_0000170.LAB	3/12/2020	08:56:18	150.2	0.988	-0.115	1.879	0.002	16.320	16680.331
SAMPLE_0000171.LAB	3/12/2020	08:57:16	150.2	0.988	-0.116	-0.428	0.000	16.192	16694.222
SAMPLE_0000172.LAB	3/12/2020	08:58:15	150.2	0.988	-0.035	2.687	0.003	16.240	16705.111
SAMPLE_0000173.LAB	3/12/2020	08:59:14	150.2	0.988	-0.111	-0.134	0.000	16.052	16723.351
SAMPLE_0000174.LAB	3/12/2020	09:00:13	150.2	0.988	-0.122	7.107	0.007	16.238	16723.769
SAMPLE_0000175.LAB	3/12/2020	09:01:12	150.3	0.988	-0.100	0.863	0.001	16.164	16718.683
SAMPLE_0000176.LAB	3/12/2020	09:02:11	150.1	0.988	-0.047	3.053	0.003	15.989	16697.295
SAMPLE_0000177.LAB	3/12/2020	09:03:09	150.2	0.988	-0.091	-0.527	-0.001	15.846	16715.252
SAMPLE_0000178.LAB	3/12/2020	09:04:08	150.2	0.988	-0.109	-1.235	-0.001	15.988	16713.963
SAMPLE_0000179.LAB	3/12/2020	09:05:07	150.1	0.988	-0.120	1.139	0.001	15.919	16709.180
SAMPLE_0000180.LAB	3/12/2020	09:06:06	150.2	0.988	-0.080	5.821	0.006	15.937	16706.301
SAMPLE_0000181.LAB	3/12/2020	09:07:05	150.3	0.988	-0.039	6.747	0.007	15.982	16696.911
SAMPLE_0000182.LAB	3/12/2020	09:08:03	150.3	0.988	-0.129	4.748	0.005	15.851	16703.624
SAMPLE_0000183.LAB	3/12/2020	09:09:02	150.2	0.988	-0.103	3.077	0.003	15.883	16688.406
SAMPLE_0000184.LAB	3/12/2020	09:10:01	150.1	0.988	-0.132	7.522	0.008	16.140	16682.802
SAMPLE_0000185.LAB	3/12/2020	09:11:00	150.1	0.988	-0.109	1.141	0.001	16.141	16706.462
SAMPLE_0000186.LAB	3/12/2020	09:11:59	150.1	0.988	-0.139	0.286	0.000	15.832	16695.859
		Minute average				0.713			16701.161
SAMPLE_0000187.LAB	3/12/2020	09:12:57	150.2	0.988	-0.082	3.657	0.004	16.204	16672.457
SAMPLE_0000188.LAB	3/12/2020	09:13:56	150.2	0.987	-0.126	3.024	0.003	16.185	16647.836
SAMPLE_0000189.LAB	3/12/2020	09:14:55	150.1	0.988	-0.149	-6.015	-0.006	15.477	16665.810
SAMPLE_0000190.LAB	3/12/2020	09:15:54	150.1	0.988	-0.126	1.964	0.002	15.716	16682.892
SAMPLE_0000191.LAB	3/12/2020	09:16:53	150.2	0.988	-0.097	-0.730	-0.001	15.647	16688.358
SAMPLE_0000192.LAB	3/12/2020	09:17:52	150.2	0.988	-0.161	-0.706	-0.001	15.783	16668.106
SAMPLE_0000193.LAB	3/12/2020	09:18:50	150.1	0.987	-0.134	-8.532	-0.009	15.731	16674.878
SAMPLE_0000194.LAB	3/12/2020	09:19:49	150.2	0.987	-0.092	1.052	0.001	15.496	16691.626
SAMPLE_0000195.LAB	3/12/2020	09:20:48	150.2	0.987	-0.164	-8.911	-0.009	15.839	16697.483
SAMPLE_0000196.LAB	3/12/2020	09:21:47	150.1	0.987	-0.162	-5.489	-0.005	16.312	16701.127
SAMPLE_0000197.LAB	3/12/2020	09:22:46	150.1	0.987	-0.148	-5.918	-0.006	15.763	16720.554
SAMPLE_0000198.LAB	3/12/2020	09:23:44	150.1	0.988	-0.149	-5.708	-0.006	15.815	16734.442
SAMPLE_0000199.LAB	3/12/2020	09:24:43	150.2	0.987	-0.087	2.586	0.003	16.276	16726.924
SAMPLE_0000200.LAB	3/12/2020	09:25:42	150.1	0.987	-0.156	-7.763	-0.008	15.880	16704.394
SAMPLE_0000201.LAB	3/12/2020	09:26:41	150.1	0.987	-0.155	-4.515	-0.005	16.154	16700.053
SAMPLE_0000202.LAB	3/12/2020	09:27:40	150.1	0.988	-0.103	-0.247	0.000	16.135	16713.005
SAMPLE_0000203.LAB	3/12/2020	09:28:39	150.2	0.987	-0.091	-0.954	-0.001	16.066	16735.451
SAMPLE_0000204.LAB	3/12/2020	09:29:37	150.3	0.987	-0.103	-2.149	-0.002	16.005	16723.606
SAMPLE_0000205.LAB	3/12/2020	09:30:36	150.2	0.987	-0.149	-3.614	-0.004	15.902	16732.198
SAMPLE_0000206.LAB	3/12/2020	09:31:35	150.2	0.987	-0.121	-9.018	-0.009	15.912	16744.369

MONTROSE
AIR QUALITY SERVICES

Spectrum	Date	Time	Temp	Pressure	Ethane [150C] [74-84-0] [2x8cm-1] [Aromatics Filter]	Ethylene Oxide (ppb)	Ethylene Oxide [150C] [75-21-8] [2x8cm-1] [Aromatics Filter]	Methane [150C] [74-82-8] [2x8cm-1] [Aromatics Filter] [SN110281261]	Water [150C] [7732-18-5] [2x8cm-1] [Aromatics Filter] [SN110281261]
			(C)	(ATM)	Con (ppm)	Con (ppb)	Con (ppm)	Con (ppm)	Con (ppm)
SAMPLE_0000207.LAB	3/12/2020	09:32:34	150.3	0.987	-0.091	-0.454	0.000	16.052	16766.000
SAMPLE_0000208.LAB	3/12/2020	09:33:33	150.2	0.987	-0.084	3.178	0.003	15.838	16731.979
SAMPLE_0000209.LAB	3/12/2020	09:34:31	150.2	0.987	-0.104	3.807	0.004	16.022	16730.628
SAMPLE_0000210.LAB	3/12/2020	09:35:30	150.2	0.987	-0.159	-0.646	-0.001	16.122	16719.442
SAMPLE_0000211.LAB	3/12/2020	09:36:29	150.2	0.987	-0.121	-1.673	-0.002	16.034	16744.414
SAMPLE_0000212.LAB	3/12/2020	09:37:28	150.3	0.988	-0.127	-1.884	-0.002	15.727	16782.081
SAMPLE_0000213.LAB	3/12/2020	09:38:27	150.2	0.988	-0.169	-5.263	-0.005	15.415	16794.658
SAMPLE_0000214.LAB	3/12/2020	09:39:26	150.1	0.988	-0.077	1.646	0.002	15.663	16777.919
SAMPLE_0000215.LAB	3/12/2020	09:40:24	150.3	0.987	-0.123	2.109	0.002	15.914	16773.434
SAMPLE_0000216.LAB	3/12/2020	09:41:23	150.2	0.987	-0.116	1.037	0.001	15.665	16772.229
SAMPLE_0000217.LAB	3/12/2020	09:42:22	150.2	0.988	-0.158	6.243	0.006	15.499	16781.415
SAMPLE_0000218.LAB	3/12/2020	09:43:21	150.2	0.987	-0.109	-7.327	-0.007	15.573	16786.742
SAMPLE_0000219.LAB	3/12/2020	09:44:20	150.1	0.987	-0.123	6.633	0.007	15.879	16784.397
SAMPLE_0000220.LAB	3/12/2020	09:45:18	150.1	0.987	-0.092	1.008	0.001	16.097	16762.879
SAMPLE_0000221.LAB	3/12/2020	09:46:17	150.1	0.987	-0.082	4.739	0.005	15.948	16772.813
SAMPLE_0000222.LAB	3/12/2020	09:47:16	150.1	0.987	-0.123	13.582	0.014	15.693	16793.848
SAMPLE_0000223.LAB	3/12/2020	09:48:15	150.4	0.987	-0.170	16.124	0.016	16.016	16810.132
SAMPLE_0000224.LAB	3/12/2020	09:49:14	150.4	0.987	-0.133	16.466	0.016	15.808	16804.505
SAMPLE_0000225.LAB	3/12/2020	09:50:12	150.4	0.987	-0.112	18.736	0.019	16.101	16772.386
SAMPLE_0000226.LAB	3/12/2020	09:51:11	150.2	0.987	-0.110	28.881	0.029	15.866	16755.589
SAMPLE_0000227.LAB	3/12/2020	09:52:10	150.3	0.987	-0.128	22.143	0.022	15.754	16766.506
SAMPLE_0000228.LAB	3/12/2020	09:53:09	150.2	0.987	-0.153	26.812	0.027	15.864	16773.619
SAMPLE_0000229.LAB	3/12/2020	09:54:08	150.3	0.987	-0.160	34.764	0.035	16.293	16760.518
SAMPLE_0000230.LAB	3/12/2020	09:55:06	150.3	0.987	-0.092	24.201	0.024	15.815	16755.233
SAMPLE_0000231.LAB	3/12/2020	09:56:05	150.2	0.987	-0.090	32.139	0.032	15.853	16774.797
SAMPLE_0000232.LAB	3/12/2020	09:57:04	150.1	0.987	-0.154	29.092	0.029	16.063	16763.174
SAMPLE_0000233.LAB	3/12/2020	09:58:03	150.4	0.987	-0.133	34.857	0.035	15.749	16770.112
SAMPLE_0000234.LAB	3/12/2020	09:59:02	150.3	0.987	-0.122	35.057	0.035	15.729	16737.240
SAMPLE_0000235.LAB	3/12/2020	10:00:01	150.2	0.987	-0.105	33.708	0.034	16.030	16750.067
SAMPLE_0000236.LAB	3/12/2020	10:00:59	150.2	0.987	-0.133	32.666	0.033	16.148	16775.941
		Minute average				33.187			16763.004
SAMPLE_0000237.LAB	3/12/2020	10:01:58	150.4	0.987	-0.129	33.564	0.034	15.829	16795.164
SAMPLE_0000238.LAB	3/12/2020	10:02:57	150.2	0.987	-0.155	37.342	0.037	15.758	16810.288
SAMPLE_0000239.LAB	3/12/2020	10:03:56	150.3	0.987	-0.126	30.549	0.031	15.904	16828.339
SAMPLE_0000240.LAB	3/12/2020	10:04:55	150.2	0.987	-0.131	31.838	0.032	16.059	16818.509
SAMPLE_0000241.LAB	3/12/2020	10:05:53	150.3	0.987	-0.116	24.691	0.025	15.735	16840.654
SAMPLE_0000242.LAB	3/12/2020	10:06:52	150.4	0.987	-0.145	22.525	0.023	15.947	16853.241
SAMPLE_0000243.LAB	3/12/2020	10:07:51	150.4	0.987	-0.148	25.159	0.025	15.711	16898.700
SAMPLE_0000244.LAB	3/12/2020	10:08:50	150.3	0.987	-0.119	19.297	0.019	15.521	16898.633
SAMPLE_0000245.LAB	3/12/2020	10:09:49	150.4	0.987	-0.128	13.946	0.014	15.521	16891.538
SAMPLE_0000246.LAB	3/12/2020	10:10:47	150.2	0.987	-0.216	10.318	0.010	15.563	16880.550
SAMPLE_0000247.LAB	3/12/2020	10:11:46	150.3	0.987	-0.172	8.422	0.008	15.497	16886.272
SAMPLE_0000248.LAB	3/12/2020	10:12:45	150.4	0.987	-0.173	9.839	0.010	15.930	16892.399
SAMPLE_0000249.LAB	3/12/2020	10:13:44	150.3	0.987	-0.153	10.028	0.010	15.814	16889.364
SAMPLE_0000250.LAB	3/12/2020	10:14:43	150.3	0.987	-0.148	12.224	0.012	16.133	16890.102
SAMPLE_0000251.LAB	3/12/2020	10:15:42	150.2	0.987	-0.199	5.326	0.005	16.141	16866.875
SAMPLE_0000252.LAB	3/12/2020	10:16:40	150.1	0.987	-0.135	9.065	0.009	16.196	16836.546
SAMPLE_0000253.LAB	3/12/2020	10:17:39	150.3	0.987	-0.159	8.300	0.008	15.934	16873.546
SAMPLE_0000254.LAB	3/12/2020	10:18:38	150.3	0.987	-0.160	3.087	0.003	15.982	16900.060
SAMPLE_0000255.LAB	3/12/2020	10:19:37	150.2	0.987	-0.225	2.684	0.003	15.701	16877.678
SAMPLE_0000256.LAB	3/12/2020	10:20:36	150.4	0.987	-0.198	-1.109	-0.001	15.684	16879.758
SAMPLE_0000257.LAB	3/12/2020	10:21:34	150.3	0.987	-0.203	-1.913	-0.002	15.811	16895.767

MONTROSE
AIR QUALITY SERVICES

Spectrum	Date	Time	Temp	Pressure	Ethane [150C] [74-84-0] [2x8cm-1] [Aromatics Filter]	Ethylene Oxide (ppb)	Ethylene Oxide [150C] [75-21-8] [2x8cm-1] [Aromatics Filter]	Methane [150C] [74-82-8] [2x8cm-1] [Aromatics Filter] [SN110281261]	Water [150C] [7732-18-5] [2x8cm-1] [Aromatics Filter] [SN110281261]
			(C)	(ATM)	Con (ppm)	Con (ppb)	Con (ppm)	Con (ppm)	Con (ppm)
SAMPLE_0000258.LAB	3/12/2020	10:22:33	150.3	0.987	-0.183	7.440	0.007	15.752	16932.872
SAMPLE_0000259.LAB	3/12/2020	10:23:32	150.3	0.987	-0.185	6.986	0.007	15.669	16978.195
SAMPLE_0000260.LAB	3/12/2020	10:24:31	150.3	0.987	-0.175	5.797	0.006	15.875	16953.985
SAMPLE_0000261.LAB	3/12/2020	10:25:30	150.2	0.987	-0.181	1.255	0.001	15.542	16962.031
SAMPLE_0000262.LAB	3/12/2020	10:26:29	150.4	0.987	-0.198	-0.967	-0.001	15.810	17017.526
SAMPLE_0000263.LAB	3/12/2020	10:27:27	150.3	0.987	-0.214	3.476	0.003	15.984	17037.534
SAMPLE_0000264.LAB	3/12/2020	10:28:26	150.3	0.987	-0.196	0.948	0.001	15.600	16996.325
SAMPLE_0000265.LAB	3/12/2020	10:29:25	150.2	0.987	-0.219	4.570	0.005	15.735	16964.723
SAMPLE_0000266.LAB	3/12/2020	10:30:24	150.3	0.987	-0.150	3.470	0.003	15.461	16928.796
SAMPLE_0000267.LAB	3/12/2020	10:31:22	150.3	0.987	-0.149	4.474	0.004	15.327	16905.319
SAMPLE_0000268.LAB	3/12/2020	10:32:21	150.3	0.987	-0.184	2.859	0.003	15.397	16935.636
SAMPLE_0000269.LAB	3/12/2020	10:33:20	150.4	0.987	-0.186	9.124	0.009	15.366	16966.618
SAMPLE_0000270.LAB	3/12/2020	10:34:19	150.1	0.987	-0.204	4.001	0.004	15.519	16952.364
SAMPLE_0000271.LAB	3/12/2020	10:35:18	150.1	0.987	-0.213	-3.421	-0.003	15.531	16935.021
SAMPLE_0000272.LAB	3/12/2020	10:36:17	150.2	0.987	-0.174	-5.109	-0.005	15.387	16935.858
SAMPLE_0000273.LAB	3/12/2020	10:37:15	150.3	0.987	-0.206	-2.697	-0.003	15.668	16971.834
SAMPLE_0000274.LAB	3/12/2020	10:38:14	150.3	0.987	-0.166	-1.481	-0.001	15.701	16996.482
SAMPLE_0000275.LAB	3/12/2020	10:39:13	150.3	0.987	-0.136	-5.483	-0.005	15.595	16981.506
SAMPLE_0000276.LAB	3/12/2020	10:40:12	150.2	0.987	-0.188	3.328	0.003	15.482	16987.373
SAMPLE_0000277.LAB	3/12/2020	10:41:11	150.2	0.987	-0.148	2.459	0.002	15.463	17019.724
SAMPLE_0000278.LAB	3/12/2020	10:42:09	150.1	0.987	-0.201	-7.023	-0.007	15.633	17053.909
SAMPLE_0000279.LAB	3/12/2020	10:43:08	150.1	0.987	-0.098	1.337	0.001	15.880	17063.501
SAMPLE_0000280.LAB	3/12/2020	10:44:07	150.2	0.987	-0.142	0.458	0.000	15.715	17060.129
SAMPLE_0000281.LAB	3/12/2020	10:45:06	150.1	0.987	-0.151	-6.617	-0.007	15.775	17050.257
SAMPLE_0000282.LAB	3/12/2020	10:46:05	150.1	0.987	-0.199	-10.712	-0.011	15.792	17048.947
SAMPLE_0000283.LAB	3/12/2020	10:47:04	150.2	0.987	-0.140	-7.710	-0.008	16.018	17042.254
SAMPLE_0000284.LAB	3/12/2020	10:48:02	150.3	0.987	-0.120	-7.346	-0.007	15.567	17022.141
SAMPLE_0000285.LAB	3/12/2020	10:49:01	150.2	0.987	-0.102	-1.374	-0.001	15.888	17004.032
SAMPLE_0000286.LAB	3/12/2020	10:50:00	150.3	0.987	-0.081	2.153	0.002	15.598	16988.770
SAMPLE_0000287.LAB	3/12/2020	10:50:59	150.1	0.987	-0.201	-9.033	-0.009	15.707	16981.000
		Minute average				-3.440			16984.885
SAMPLE_0000288.LAB	3/12/2020	10:51:58	150.1	0.987	-0.164	-3.527	-0.004	15.896	17006.988
SAMPLE_0000289.LAB	3/12/2020	10:52:56	150.3	0.987	-0.165	-10.520	-0.011	16.101	17066.602
SAMPLE_0000290.LAB	3/12/2020	10:53:55	150.2	0.987	-0.167	-4.297	-0.004	15.482	17095.421
SAMPLE_0000291.LAB	3/12/2020	10:54:54	150.1	0.987	-0.137	-5.433	-0.005	15.479	17094.249
SAMPLE_0000292.LAB	3/12/2020	10:55:53	150.2	0.987	-0.127	3.089	0.003	15.401	17075.677
SAMPLE_0000293.LAB	3/12/2020	10:56:52	150.1	0.987	-0.142	1.397	0.001	15.390	17044.096
SAMPLE_0000294.LAB	3/12/2020	10:57:51	150.1	0.987	-0.091	-9.851	-0.010	15.568	17017.904
SAMPLE_0000295.LAB	3/12/2020	10:58:49	150.3	0.987	-0.131	-2.414	-0.002	15.346	17004.683
SAMPLE_0000296.LAB	3/12/2020	10:59:48	150.1	0.987	-0.160	-3.820	-0.004	15.095	17018.283
SAMPLE_0000297.LAB	3/12/2020	11:00:47	150.3	0.987	-0.085	-4.904	-0.005	14.913	17033.068
SAMPLE_0000298.LAB	3/12/2020	11:01:46	150.2	0.987	-0.174	-7.853	-0.008	14.916	17038.549
SAMPLE_0000299.LAB	3/12/2020	11:02:45	150.1	0.987	-0.122	-9.886	-0.010	15.033	17012.637
SAMPLE_0000300.LAB	3/12/2020	11:03:43	150.2	0.987	-0.113	-3.122	-0.003	15.184	17014.965
SAMPLE_0000301.LAB	3/12/2020	11:04:42	150.2	0.987	-0.095	-7.225	-0.007	15.109	16999.249
SAMPLE_0000302.LAB	3/12/2020	11:05:41	150.2	0.987	-0.132	-5.014	-0.005	14.880	17024.333
SAMPLE_0000303.LAB	3/12/2020	11:06:40	150.2	0.987	-0.123	-7.686	-0.008	14.891	17039.059
SAMPLE_0000304.LAB	3/12/2020	11:07:39	150.3	0.987	-0.100	-3.912	-0.004	14.691	17072.049
SAMPLE_0000305.LAB	3/12/2020	11:08:38	150.3	0.987	-0.075	-6.277	-0.006	14.930	17056.465
SAMPLE_0000306.LAB	3/12/2020	11:09:36	150.1	0.987	-0.101	-7.004	-0.007	14.835	17011.301
SAMPLE_0000307.LAB	3/12/2020	11:10:35	150.3	0.987	-0.065	-10.948	-0.011	14.738	17013.044
SAMPLE_0000308.LAB	3/12/2020	11:11:34	150.1	0.987	-0.105	4.035	0.004	14.901	16996.433

Spectrum	Date	Time	Temp	Pressure	Ethane [150C] [74-84-0] [2x8cm-1] [Aromatics Filter]	Ethylene Oxide (ppb)	Ethylene Oxide [150C] [75-21-8] [2x8cm-1] [Aromatics Filter]	Methane [150C] [74-82-8] [2x8cm-1] [Aromatics Filter] [SN110281261]	Water [150C] [7732-18-5] [2x8cm-1] [Aromatics Filter] [SN110281261]
			(C)	(ATM)	Con (ppm)	Con (ppb)	Con (ppm)	Con (ppm)	Con (ppm)
SAMPLE_0000309.LAB	3/12/2020	11:12:33	150.2	0.987	-0.099	-3.365	-0.003	14.721	17013.444
SAMPLE_0000310.LAB	3/12/2020	11:13:32	150.3	0.987	-0.036	-2.580	-0.003	14.955	17020.022
SAMPLE_0000311.LAB	3/12/2020	11:14:30	150.1	0.987	-0.068	-4.919	-0.005	15.009	17012.663
SAMPLE_0000312.LAB	3/12/2020	11:15:29	150.4	0.987	-0.111	-7.511	-0.008	14.867	17011.920
SAMPLE_0000313.LAB	3/12/2020	11:16:28	150.3	0.987	-0.115	-10.858	-0.011	14.784	17043.474
SAMPLE_0000314.LAB	3/12/2020	11:17:27	150.1	0.986	-0.113	-0.903	-0.001	14.836	17081.160
SAMPLE_0000315.LAB	3/12/2020	11:18:26	150.2	0.986	-0.097	-10.267	-0.010	14.674	17123.358
SAMPLE_0000316.LAB	3/12/2020	11:19:24	150.1	0.986	-0.119	-3.289	-0.003	14.657	17139.087
SAMPLE_0000317.LAB	3/12/2020	11:20:23	150.2	0.986	-0.111	-8.116	-0.008	14.507	17161.710
SAMPLE_0000318.LAB	3/12/2020	11:21:22	150.1	0.986	-0.057	-12.638	-0.013	14.940	17166.484
SAMPLE_0000319.LAB	3/12/2020	11:22:21	150.2	0.986	-0.042	-4.589	-0.005	14.559	17174.114
SAMPLE_0000320.LAB	3/12/2020	11:23:20	150.2	0.986	-0.093	0.648	0.001	14.610	17171.258
SAMPLE_0000321.LAB	3/12/2020	11:24:19	150.3	0.986	-0.071	-11.318	-0.011	14.897	17178.280
SAMPLE_0000322.LAB	3/12/2020	11:25:17	150.2	0.986	-0.016	-1.804	-0.002	14.312	17176.553
SAMPLE_0000323.LAB	3/12/2020	11:26:16	150.3	0.986	-0.022	-0.462	0.000	14.343	17206.347
SAMPLE_0000324.LAB	3/12/2020	11:27:15	150.2	0.986	-0.057	2.394	0.002	14.632	17198.502
SAMPLE_0000325.LAB	3/12/2020	11:28:14	150.2	0.986	-0.015	-1.750	-0.002	14.306	17165.993
SAMPLE_0000326.LAB	3/12/2020	11:29:13	150.1	0.986	0.061	-0.431	0.000	14.379	17163.781
SAMPLE_0000327.LAB	3/12/2020	11:30:11	150.2	0.986	-0.004	0.899	0.001	14.921	17185.958
SAMPLE_0000328.LAB	3/12/2020	11:31:10	150.4	0.986	0.065	-6.168	-0.006	15.089	17210.416
SAMPLE_0000329.LAB	3/12/2020	11:32:09	150.1	0.986	-0.007	-2.230	-0.002	15.044	17179.992
SAMPLE_0000330.LAB	3/12/2020	11:33:08	150.2	0.986	-0.011	-0.501	-0.001	14.250	17204.214
SAMPLE_0000331.LAB	3/12/2020	11:34:07	150.3	0.986	-0.002	-0.008	0.000	14.317	17213.125
SAMPLE_0000332.LAB	3/12/2020	11:35:06	150.1	0.986	-0.020	2.072	0.002	14.375	17221.498
SAMPLE_0000333.LAB	3/12/2020	11:36:04	150.2	0.986	-0.037	10.738	0.011	14.386	17225.386
SAMPLE_0000334.LAB	3/12/2020	11:37:03	150.2	0.987	0.027	3.173	0.003	14.424	17224.434
SAMPLE_0000335.LAB	3/12/2020	11:38:02	150.1	0.986	0.009	16.224	0.016	14.405	17230.474
SAMPLE_0000336.LAB	3/12/2020	11:39:01	150.1	0.985	-0.008	9.374	0.009	14.321	17250.312
SAMPLE_0000337.LAB	3/12/2020	11:40:00	150.3	0.986	0.010	12.703	0.013	14.138	17258.306
SAMPLE_0000338.LAB	3/12/2020	11:40:58	150.4	0.986	-0.002	15.346	0.015	14.584	17298.516
		Minute average				14.024			17278.411
SAMPLE_0000339.LAB	3/12/2020	11:41:57	150.1	0.985	-0.034	14.636	0.015	14.243	17311.633
SAMPLE_0000340.LAB	3/12/2020	11:42:56	150.2	0.986	0.010	15.504	0.016	14.774	17310.307
SAMPLE_0000341.LAB	3/12/2020	11:43:55	150.1	0.986	0.006	14.713	0.015	14.258	17290.318
SAMPLE_0000342.LAB	3/12/2020	11:44:54	150.3	0.986	-0.038	9.352	0.009	14.110	17331.326
SAMPLE_0000343.LAB	3/12/2020	11:45:52	150.1	0.986	-0.013	18.489	0.018	13.895	17340.783
SAMPLE_0000344.LAB	3/12/2020	11:46:51	150.2	0.986	-0.005	23.437	0.023	13.782	17328.433
SAMPLE_0000345.LAB	3/12/2020	11:47:50	150.3	0.986	-0.017	23.244	0.023	13.807	17306.739
SAMPLE_0000346.LAB	3/12/2020	11:48:49	150.1	0.985	-0.008	19.978	0.020	13.619	17311.505
SAMPLE_0000347.LAB	3/12/2020	11:49:48	150.1	0.986	0.009	14.704	0.015	14.515	17327.291
SAMPLE_0000348.LAB	3/12/2020	11:50:46	150.1	0.985	0.043	7.034	0.007	14.827	17350.132
SAMPLE_0000349.LAB	3/12/2020	11:51:45	150.2	0.985	0.047	16.666	0.017	15.304	17361.883
SAMPLE_0000350.LAB	3/12/2020	11:52:44	150.2	0.985	0.022	15.669	0.016	15.518	17356.041
SAMPLE_0000351.LAB	3/12/2020	11:53:43	150.1	0.985	0.020	3.638	0.004	14.729	17343.294
SAMPLE_0000352.LAB	3/12/2020	11:54:42	150.1	0.986	0.008	6.775	0.007	14.635	17341.626
SAMPLE_0000353.LAB	3/12/2020	11:55:41	150.2	0.985	0.014	6.710	0.007	14.018	17371.704
SAMPLE_0000354.LAB	3/12/2020	11:56:39	150.1	0.985	-0.016	8.478	0.008	13.987	17373.601
SAMPLE_0000355.LAB	3/12/2020	11:57:38	150.4	0.985	0.010	10.597	0.011	13.846	17392.386
SAMPLE_0000356.LAB	3/12/2020	11:58:37	150.2	0.985	0.002	7.893	0.008	13.653	17383.333
SAMPLE_0000357.LAB	3/12/2020	11:59:36	150.3	0.985	-0.029	11.021	0.011	13.687	17429.239
SAMPLE_0000358.LAB	3/12/2020	12:00:35	150.2	0.985	-0.007	17.237	0.017	13.535	17441.012
SAMPLE_0000359.LAB	3/12/2020	12:01:33	150.1	0.985	0.006	3.332	0.003	14.348	17435.187

Spectrum	Date	Time	Temp	Pressure	Ethane [150C] [74-84-0] [2x8cm-1] [Aromatics Filter]	Ethylene Oxide (ppb)	Ethylene Oxide [150C] [75-21-8] [2x8cm-1] [Aromatics Filter]	Methane [150C] [74-82-8] [2x8cm-1] [Aromatics Filter] [SN110281261]	Water [150C] [7732-18-5] [2x8cm-1] [Aromatics Filter] [SN110281261]
			(C)	(ATM)	Con (ppm)	Con (ppb)	Con (ppm)	Con (ppm)	Con (ppm)
SAMPLE_0000360.LAB	3/12/2020	12:02:32	150.2	0.985	0.052	9.633	0.010	14.206	17438.668
SAMPLE_0000361.LAB	3/12/2020	12:03:31	150.2	0.985	0.048	4.174	0.004	13.943	17464.707
SAMPLE_0000362.LAB	3/12/2020	12:04:30	150.2	0.985	0.046	10.647	0.011	13.761	17481.923
SAMPLE_0000363.LAB	3/12/2020	12:05:29	150.3	0.985	0.065	9.285	0.009	14.178	17498.028
SAMPLE_0000364.LAB	3/12/2020	12:06:28	150.3	0.985	0.037	5.256	0.005	13.566	17485.114
SAMPLE_0000365.LAB	3/12/2020	12:07:26	150.1	0.985	0.061	10.329	0.010	13.341	17467.763
SAMPLE_0000366.LAB	3/12/2020	12:08:25	150.1	0.985	0.002	9.913	0.010	13.563	17465.858
SAMPLE_0000367.LAB	3/12/2020	12:09:24	150.2	0.985	0.008	8.883	0.009	14.576	17500.741
SAMPLE_0000368.LAB	3/12/2020	12:10:23	150.1	0.985	0.012	7.100	0.007	14.337	17549.540
SAMPLE_0000369.LAB	3/12/2020	12:11:22	150.2	0.985	-0.008	8.027	0.008	14.631	17571.169
SAMPLE_0000370.LAB	3/12/2020	12:12:20	150.3	0.985	0.018	11.460	0.011	14.466	17548.533
SAMPLE_0000371.LAB	3/12/2020	12:13:19	150.3	0.985	0.017	8.593	0.009	14.075	17540.741
SAMPLE_0000372.LAB	3/12/2020	12:14:18	150.2	0.985	0.061	11.671	0.012	13.696	17541.091
SAMPLE_0000373.LAB	3/12/2020	12:15:17	150.4	0.985	0.065	7.793	0.008	13.608	17559.155
SAMPLE_0000374.LAB	3/12/2020	12:16:16	150.3	0.985	0.026	7.901	0.008	13.540	17572.677
SAMPLE_0000375.LAB	3/12/2020	12:17:14	150.1	0.985	-0.002	5.853	0.006	13.772	17569.752
SAMPLE_0000376.LAB	3/12/2020	12:18:13	150.1	0.985	-0.016	8.756	0.009	14.226	17569.406
SAMPLE_0000377.LAB	3/12/2020	12:19:12	150.3	0.985	0.051	10.502	0.011	13.778	17586.463
SAMPLE_0000378.LAB	3/12/2020	12:20:11	150.1	0.985	0.048	13.873	0.014	13.306	17595.736
SAMPLE_0000379.LAB	3/12/2020	12:21:10	150.1	0.985	0.021	13.676	0.014	13.313	17606.403
SAMPLE_0000380.LAB	3/12/2020	12:22:09	150.1	0.985	0.029	12.557	0.013	13.272	17583.222
SAMPLE_0000381.LAB	3/12/2020	12:23:07	150.1	0.985	0.004	12.597	0.013	13.236	17587.453
SAMPLE_0000382.LAB	3/12/2020	12:24:06	150.1	0.985	0.037	14.638	0.015	13.448	17606.007
SAMPLE_0000383.LAB	3/12/2020	12:25:05	150.2	0.985	0.027	5.250	0.005	13.153	17620.992
SAMPLE_0000384.LAB	3/12/2020	12:26:04	150.1	0.985	-0.010	12.691	0.013	13.286	17610.732
SAMPLE_0000385.LAB	3/12/2020	12:27:03	150.2	0.985	0.034	7.638	0.008	13.725	17600.870
SAMPLE_0000386.LAB	3/12/2020	12:28:01	150.2	0.985	-0.014	14.845	0.015	14.168	17617.002
SAMPLE_0000387.LAB	3/12/2020	12:29:00	150.3	0.985	0.049	12.736	0.013	14.494	17632.206
SAMPLE_0000388.LAB	3/12/2020	12:29:59	150.3	0.985	0.047	14.435	0.014	14.558	17621.581
		Minute average				13.586			17626.894
SAMPLE_0000389.LAB	3/12/2020	12:30:58	150.1	0.984	0.013	4.576	0.005	13.677	17614.180
SAMPLE_0000390.LAB	3/12/2020	12:31:57	150.1	0.984	0.056	10.244	0.010	13.657	17619.532
SAMPLE_0000391.LAB	3/12/2020	12:32:55	150.2	0.984	0.025	10.361	0.010	13.391	17630.012
SAMPLE_0000392.LAB	3/12/2020	12:33:54	150.2	0.984	0.042	14.480	0.014	13.281	17635.804
SAMPLE_0000393.LAB	3/12/2020	12:34:53	150.1	0.984	0.062	8.337	0.008	13.410	17634.006
SAMPLE_0000394.LAB	3/12/2020	12:35:52	150.3	0.984	-0.002	11.411	0.011	13.721	17653.545
SAMPLE_0000395.LAB	3/12/2020	12:36:51	150.2	0.984	0.015	16.827	0.017	13.591	17657.807
SAMPLE_0000396.LAB	3/12/2020	12:37:50	150.2	0.984	0.022	14.498	0.014	13.486	17671.452
SAMPLE_0000397.LAB	3/12/2020	12:38:48	150.1	0.984	0.059	11.731	0.012	13.668	17648.047
SAMPLE_0000398.LAB	3/12/2020	12:39:47	150.1	0.983	-0.008	9.597	0.010	13.625	17646.418
SAMPLE_0000399.LAB	3/12/2020	12:40:46	150.2	0.984	0.004	8.637	0.009	14.051	17633.705
SAMPLE_0000400.LAB	3/12/2020	12:41:45	150.1	0.984	0.003	2.319	0.002	13.746	17658.827
SAMPLE_0000401.LAB	3/12/2020	12:42:44	150.1	0.984	0.027	8.118	0.008	13.616	17682.822
SAMPLE_0000402.LAB	3/12/2020	12:43:42	150.1	0.983	-0.015	9.685	0.010	14.040	17733.973
SAMPLE_0000403.LAB	3/12/2020	12:44:41	150.1	0.984	0.040	9.866	0.010	13.839	17727.278
SAMPLE_0000404.LAB	3/12/2020	12:45:40	150.1	0.984	0.057	11.782	0.012	14.337	17722.967
SAMPLE_0000405.LAB	3/12/2020	12:46:39	150.1	0.984	0.056	13.996	0.014	14.354	17733.475
SAMPLE_0000406.LAB	3/12/2020	12:47:38	150.2	0.984	0.033	13.468	0.013	14.003	17755.651
SAMPLE_0000407.LAB	3/12/2020	12:48:36	150.1	0.984	0.045	12.375	0.012	14.277	17744.681
SAMPLE_0000408.LAB	3/12/2020	12:49:35	150.2	0.984	0.037	8.146	0.008	14.159	17752.753
SAMPLE_0000409.LAB	3/12/2020	12:50:34	150.1	0.984	0.003	11.475	0.011	13.898	17763.097
SAMPLE_0000410.LAB	3/12/2020	12:51:33	150.1	0.984	0.004	12.387	0.012	14.014	17768.728

MONTROSE
AIR QUALITY SERVICES

Spectrum	Date	Time	Temp	Pressure	Ethane [150C] [74-84-0] [2x8cm-1] [Aromatics Filter]	Ethylene Oxide (ppb)	Ethylene Oxide [150C] [75-21-8] [2x8cm-1] [Aromatics Filter]	Methane [150C] [74-82-8] [2x8cm-1] [Aromatics Filter] [SN110281261]	Water [150C] [7732-18-5] [2x8cm-1] [Aromatics Filter] [SN110281261]
			(C)	(ATM)	Con (ppm)	Con (ppb)	Con (ppm)	Con (ppm)	Con (ppm)
SAMPLE_0000411.LAB	3/12/2020	12:52:32	150.2	0.984	0.025	7.701	0.008	14.015	17747.868
SAMPLE_0000412.LAB	3/12/2020	12:53:30	150.1	0.984	0.035	18.974	0.019	14.177	17729.164
SAMPLE_0000413.LAB	3/12/2020	12:54:29	150.2	0.984	0.062	12.919	0.013	14.513	17716.241
SAMPLE_0000414.LAB	3/12/2020	12:55:28	150.2	0.984	0.046	6.856	0.007	14.050	17729.107
SAMPLE_0000415.LAB	3/12/2020	12:56:27	150.1	0.983	0.022	11.376	0.011	14.122	17745.755
SAMPLE_0000416.LAB	3/12/2020	12:57:26	150.1	0.983	0.039	11.069	0.011	13.792	17751.178
SAMPLE_0000417.LAB	3/12/2020	12:58:25	150.1	0.983	0.082	14.449	0.014	14.048	17755.707
SAMPLE_0000418.LAB	3/12/2020	12:59:23	150.3	0.983	0.047	18.609	0.019	13.883	17772.412
SAMPLE_0000419.LAB	3/12/2020	13:00:22	150.2	0.983	0.046	10.934	0.011	13.814	17752.454
SAMPLE_0000420.LAB	3/12/2020	13:01:21	150.1	0.983	0.051	12.174	0.012	14.222	17730.620
SAMPLE_0000421.LAB	3/12/2020	13:02:20	150.3	0.983	0.047	13.570	0.014	14.154	17743.845
SAMPLE_0000422.LAB	3/12/2020	13:03:19	150.2	0.984	0.058	5.718	0.006	14.342	17713.172
SAMPLE_0000423.LAB	3/12/2020	13:04:17	150.2	0.983	0.080	5.467	0.005	14.346	17716.776
SAMPLE_0000424.LAB	3/12/2020	13:05:16	150.3	0.983	0.060	6.023	0.006	14.551	17729.156
SAMPLE_0000425.LAB	3/12/2020	13:06:15	150.2	0.983	0.043	5.292	0.005	14.018	17734.312
SAMPLE_0000426.LAB	3/12/2020	13:07:14	150.2	0.983	0.099	12.790	0.013	14.505	17729.313
SAMPLE_0000427.LAB	3/12/2020	13:08:13	150.2	0.983	0.059	8.106	0.008	14.149	17726.838
SAMPLE_0000428.LAB	3/12/2020	13:09:11	150.1	0.983	0.057	13.567	0.014	13.997	17733.863
SAMPLE_0000429.LAB	3/12/2020	13:10:10	150.2	0.983	0.108	9.626	0.010	13.920	17735.421
SAMPLE_0000430.LAB	3/12/2020	13:11:09	150.2	0.983	0.111	17.955	0.018	13.581	17729.725
SAMPLE_0000431.LAB	3/12/2020	13:12:08	150.1	0.983	0.075	18.324	0.018	13.583	17722.697
SAMPLE_0000432.LAB	3/12/2020	13:13:07	150.2	0.983	0.053	12.533	0.013	13.958	17716.431
SAMPLE_0000433.LAB	3/12/2020	13:14:06	150.1	0.983	0.082	11.581	0.012	13.978	17704.172
SAMPLE_0000434.LAB	3/12/2020	13:15:04	150.1	0.983	0.107	17.496	0.017	14.054	17695.443
SAMPLE_0000435.LAB	3/12/2020	13:16:03	150.1	0.983	0.114	22.410	0.022	13.855	17696.817
SAMPLE_0000436.LAB	3/12/2020	13:17:02	150.1	0.983	0.097	14.514	0.015	14.017	17703.137
SAMPLE_0000437.LAB	3/12/2020	13:18:01	150.3	0.983	0.124	15.189	0.015	13.620	17698.397
SAMPLE_0000438.LAB	3/12/2020	13:19:00	150.3	0.983	0.053	12.555	0.013	13.781	17693.354
SAMPLE_0000439.LAB	3/12/2020	13:19:58	150.1	0.983	0.119	17.644	0.018	13.924	17687.090
	Minute average					15.100			17690.222
SAMPLE_0000440.LAB	3/12/2020	13:20:57	150.2	0.983	0.078	15.913	0.016	13.619	17699.233
SAMPLE_0000441.LAB	3/12/2020	13:21:56	150.1	0.983	0.048	9.653	0.010	13.597	17696.290
SAMPLE_0000442.LAB	3/12/2020	13:22:55	150.1	0.983	0.093	15.926	0.016	13.829	17696.204
SAMPLE_0000443.LAB	3/12/2020	13:23:54	150.1	0.983	0.105	15.429	0.015	13.987	17681.067
SAMPLE_0000444.LAB	3/12/2020	13:24:52	150.3	0.983	0.136	16.102	0.016	13.763	17670.436
SAMPLE_0000445.LAB	3/12/2020	13:25:51	150.1	0.983	0.100	16.464	0.016	13.641	17659.323
SAMPLE_0000446.LAB	3/12/2020	13:26:50	150.1	0.983	0.134	15.113	0.015	13.842	17639.779
SAMPLE_0000447.LAB	3/12/2020	13:27:49	150.1	0.983	0.096	9.817	0.010	13.664	17648.220
SAMPLE_0000448.LAB	3/12/2020	13:28:48	150.1	0.983	0.111	11.121	0.011	13.897	17649.503
SAMPLE_0000449.LAB	3/12/2020	13:29:46	150.2	0.983	0.027	13.863	0.014	14.028	17635.834
SAMPLE_0000450.LAB	3/12/2020	13:30:45	150.2	0.982	0.123	10.372	0.010	13.938	17649.308
SAMPLE_0000451.LAB	3/12/2020	13:31:44	150.0	0.982	0.159	9.316	0.009	13.698	17643.513
SAMPLE_0000452.LAB	3/12/2020	13:32:43	150.0	0.983	0.105	17.166	0.017	14.096	17639.813
SAMPLE_0000453.LAB	3/12/2020	13:33:42	150.1	0.983	0.059	13.431	0.013	13.862	17643.329
SAMPLE_0000454.LAB	3/12/2020	13:34:40	150.1	0.983	0.128	19.748	0.020	14.266	17643.292
SAMPLE_0000455.LAB	3/12/2020	13:35:39	150.3	0.982	0.103	5.052	0.005	14.282	17677.673
SAMPLE_0000456.LAB	3/12/2020	13:36:38	150.2	0.982	0.106	17.766	0.018	13.983	17665.917
SAMPLE_0000457.LAB	3/12/2020	13:37:37	150.2	0.983	0.161	19.669	0.020	14.161	17635.858
SAMPLE_0000458.LAB	3/12/2020	13:38:36	150.2	0.982	0.107	17.112	0.017	14.081	17649.847
SAMPLE_0000459.LAB	3/12/2020	13:39:35	150.1	0.982	0.098	16.241	0.016	14.007	17664.095
SAMPLE_0000460.LAB	3/12/2020	13:40:33	150.2	0.982	0.108	7.374	0.007	14.470	17668.817
SAMPLE_0000461.LAB	3/12/2020	13:41:32	150.1	0.982	0.068	16.025	0.016	13.924	17666.076

Spectrum	Date	Time	Temp	Pressure	Ethane [150C] [74-84-0] [2x8cm-1] [Aromatics Filter]	Ethylene Oxide (ppb)	Ethylene Oxide [150C] [75-21-8] [2x8cm-1] [Aromatics Filter]	Methane [150C] [74-82-8] [2x8cm-1] [Aromatics Filter] [SN110281261]	Water [150C] [7732-18-5] [2x8cm-1] [Aromatics Filter] [SN110281261]
			(C)	(ATM)	Con (ppm)	Con (ppb)	Con (ppm)	Con (ppm)	Con (ppm)
SAMPLE_0000462.LAB	3/12/2020	13:42:31	150.1	0.983	0.081	19.380	0.019	13.883	17634.095
SAMPLE_0000463.LAB	3/12/2020	13:43:30	150.1	0.982	0.115	18.123	0.018	13.893	17625.613
SAMPLE_0000464.LAB	3/12/2020	13:44:29	150.1	0.982	0.089	14.377	0.014	13.952	17633.987
SAMPLE_0000465.LAB	3/12/2020	13:45:27	150.1	0.982	0.106	12.036	0.012	13.672	17652.684
SAMPLE_0000466.LAB	3/12/2020	13:46:26	150.1	0.982	0.116	9.734	0.010	13.810	17675.935
SAMPLE_0000467.LAB	3/12/2020	13:47:25	150.1	0.982	0.053	12.726	0.013	13.711	17694.225
SAMPLE_0000468.LAB	3/12/2020	13:48:24	150.1	0.982	0.143	17.984	0.018	13.925	17699.141
SAMPLE_0000469.LAB	3/12/2020	13:49:23	150.1	0.982	0.159	21.883	0.022	13.914	17686.199
SAMPLE_0000470.LAB	3/12/2020	13:50:21	150.1	0.982	0.104	18.099	0.018	13.877	17686.515
SAMPLE_0000471.LAB	3/12/2020	13:51:20	150.1	0.982	0.061	14.228	0.014	13.859	17688.286
SAMPLE_0000472.LAB	3/12/2020	13:52:19	150.2	0.982	0.113	20.767	0.021	13.974	17713.429
SAMPLE_0000473.LAB	3/12/2020	13:53:18	150.1	0.982	0.130	22.786	0.023	14.264	17692.517
SAMPLE_0000474.LAB	3/12/2020	13:54:17	150.3	0.982	0.090	15.666	0.016	14.169	17687.915
SAMPLE_0000475.LAB	3/12/2020	13:55:15	150.1	0.982	0.095	20.740	0.021	14.201	17663.755
SAMPLE_0000476.LAB	3/12/2020	13:56:14	150.1	0.982	0.051	13.692	0.014	14.186	17670.139
SAMPLE_0000477.LAB	3/12/2020	13:57:13	150.2	0.982	0.095	12.756	0.013	14.120	17683.454
SAMPLE_0000478.LAB	3/12/2020	13:58:12	150.1	0.982	0.070	19.547	0.020	14.316	17676.395
SAMPLE_0000479.LAB	3/12/2020	13:59:11	150.1	0.982	0.109	13.695	0.014	14.473	17675.823
SAMPLE_0000480.LAB	3/12/2020	14:00:10	150.1	0.982	0.163	15.795	0.016	14.497	17675.698
SAMPLE_0000481.LAB	3/12/2020	14:01:08	150.1	0.981	0.097	22.341	0.022	14.440	17680.590
SAMPLE_0000482.LAB	3/12/2020	14:02:07	150.1	0.981	0.128	8.362	0.008	14.245	17686.558
SAMPLE_0000483.LAB	3/12/2020	14:03:06	150.1	0.982	0.100	16.284	0.016	14.256	17696.970
SAMPLE_0000484.LAB	3/12/2020	14:04:05	150.1	0.981	0.123	18.341	0.018	14.255	17699.724
SAMPLE_0000485.LAB	3/12/2020	14:05:04	150.1	0.982	0.144	18.480	0.018	14.489	17693.060
SAMPLE_0000486.LAB	3/12/2020	14:06:02	150.1	0.982	0.126	19.462	0.019	14.384	17702.731
SAMPLE_0000487.LAB	3/12/2020	14:07:01	150.1	0.982	0.145	26.455	0.026	14.170	17715.966
SAMPLE_0000488.LAB	3/12/2020	14:08:00	150.1	0.981	0.149	22.038	0.022	14.132	17748.515
SAMPLE_0000489.LAB	3/12/2020	14:08:59	150.2	0.982	0.123	26.466	0.026	14.202	17734.084
		Minute average				24.252			17741.300
SAMPLE_0000490.LAB	3/12/2020	14:09:58	150.1	0.982	0.143	24.870	0.025	14.300	17720.685
SAMPLE_0000491.LAB	3/12/2020	14:10:56	150.2	0.982	0.130	23.032	0.023	14.116	17722.715
SAMPLE_0000492.LAB	3/12/2020	14:11:55	150.2	0.982	0.126	23.671	0.024	14.006	17722.712
SAMPLE_0000493.LAB	3/12/2020	14:12:54	150.1	0.981	0.114	19.811	0.020	14.004	17703.007
SAMPLE_0000494.LAB	3/12/2020	14:13:53	150.1	0.982	0.157	28.606	0.029	14.218	17682.412
SAMPLE_0000495.LAB	3/12/2020	14:14:52	150.1	0.981	0.160	23.620	0.024	14.252	17705.222
SAMPLE_0000496.LAB	3/12/2020	14:15:50	150.2	0.982	0.131	23.088	0.023	14.091	17697.141
SAMPLE_0000497.LAB	3/12/2020	14:16:49	150.1	0.982	0.129	32.372	0.032	14.275	17668.140
SAMPLE_0000498.LAB	3/12/2020	14:17:48	150.2	0.982	0.139	28.874	0.029	14.418	17673.590
SAMPLE_0000499.LAB	3/12/2020	14:18:47	150.3	0.982	0.177	23.477	0.023	14.212	17681.509
SAMPLE_0000500.LAB	3/12/2020	14:19:46	150.1	0.981	0.130	30.961	0.031	14.331	17669.285
SAMPLE_0000501.LAB	3/12/2020	14:20:44	150.2	0.981	0.151	22.476	0.022	14.257	17650.495
SAMPLE_0000502.LAB	3/12/2020	14:21:43	150.1	0.981	0.145	26.952	0.027	14.516	17634.434
SAMPLE_0000503.LAB	3/12/2020	14:22:42	150.1	0.981	0.125	30.696	0.031	14.482	17634.661
SAMPLE_0000504.LAB	3/12/2020	14:23:41	150.1	0.982	0.142	23.945	0.024	14.548	17621.505
SAMPLE_0000505.LAB	3/12/2020	14:24:40	150.1	0.981	0.178	36.577	0.037	14.284	17619.178
SAMPLE_0000506.LAB	3/12/2020	14:25:38	150.2	0.981	0.127	36.844	0.037	14.273	17645.776
SAMPLE_0000507.LAB	3/12/2020	14:26:37	150.0	0.981	0.145	25.904	0.026	14.522	17649.872
SAMPLE_0000508.LAB	3/12/2020	14:27:36	150.1	0.981	0.158	27.877	0.028	14.191	17662.744
SAMPLE_0000509.LAB	3/12/2020	14:28:35	150.1	0.981	0.169	29.852	0.030	14.574	17652.762
SAMPLE_0000510.LAB	3/12/2020	14:29:34	150.2	0.981	0.200	32.964	0.033	14.253	17661.258
SAMPLE_0000511.LAB	3/12/2020	14:30:32	150.1	0.981	0.103	35.939	0.036	14.004	17656.191
SAMPLE_0000512.LAB	3/12/2020	14:31:31	150.1	0.981	0.148	33.761	0.034	14.120	17663.317

MONTROSE
AIR QUALITY SERVICES

Spectrum	Date	Time	Temp	Pressure	Ethane [150C] [74-84-0] [2x8cm-1] [Aromatics Filter]	Ethylene Oxide (ppb)	Ethylene Oxide [150C] [75-21-8] [2x8cm-1] [Aromatics Filter]	Methane [150C] [74-82-8] [2x8cm-1] [Aromatics Filter] [SN110281261]	Water [150C] [7732-18-5] [2x8cm-1] [Aromatics Filter] [SN110281261]
			(C)	(ATM)	Con (ppm)	Con (ppb)	Con (ppm)	Con (ppm)	Con (ppm)
SAMPLE_0000513.LAB	3/12/2020	14:32:30	150.2	0.981	0.151	28.702	0.029	14.045	17667.003
SAMPLE_0000514.LAB	3/12/2020	14:33:29	150.2	0.981	0.112	34.311	0.034	14.370	17672.264
SAMPLE_0000515.LAB	3/12/2020	14:34:28	150.3	0.981	0.142	33.655	0.034	14.074	17669.666
SAMPLE_0000516.LAB	3/12/2020	14:35:27	150.2	0.981	0.173	25.473	0.025	14.238	17671.990
SAMPLE_0000517.LAB	3/12/2020	14:36:25	150.2	0.981	0.131	27.930	0.028	13.998	17695.756
SAMPLE_0000518.LAB	3/12/2020	14:37:24	150.2	0.981	0.156	41.182	0.041	14.398	17699.805
SAMPLE_0000519.LAB	3/12/2020	14:38:23	150.2	0.981	0.150	37.915	0.038	14.138	17692.784
SAMPLE_0000520.LAB	3/12/2020	14:39:22	150.1	0.981	0.208	33.504	0.034	14.219	17714.454
SAMPLE_0000521.LAB	3/12/2020	14:40:21	150.2	0.981	0.151	37.969	0.038	14.216	17696.462
SAMPLE_0000522.LAB	3/12/2020	14:41:19	150.2	0.981	0.176	36.050	0.036	14.339	17707.131
SAMPLE_0000523.LAB	3/12/2020	14:42:18	150.2	0.981	0.164	35.392	0.035	14.559	17726.810
SAMPLE_0000524.LAB	3/12/2020	14:43:17	150.1	0.981	0.177	31.278	0.031	14.611	17718.491
SAMPLE_0000525.LAB	3/12/2020	14:44:16	150.2	0.981	0.174	34.696	0.035	14.272	17717.654
SAMPLE_0000526.LAB	3/12/2020	14:45:15	150.2	0.981	0.139	30.780	0.031	13.971	17711.095
SAMPLE_0000527.LAB	3/12/2020	14:46:13	150.2	0.980	0.111	31.360	0.031	14.125	17714.705
SAMPLE_0000528.LAB	3/12/2020	14:47:12	150.2	0.980	0.165	28.388	0.028	14.212	17700.721
SAMPLE_0000529.LAB	3/12/2020	14:48:11	150.1	0.980	0.154	32.086	0.032	14.571	17692.500
SAMPLE_0000530.LAB	3/12/2020	14:49:10	150.2	0.980	0.125	30.678	0.031	14.112	17716.422
SAMPLE_0000531.LAB	3/12/2020	14:50:09	150.1	0.980	0.096	26.588	0.027	14.187	17735.969
SAMPLE_0000532.LAB	3/12/2020	14:51:08	150.2	0.980	0.134	28.989	0.029	14.098	17747.859
SAMPLE_0000533.LAB	3/12/2020	14:52:06	150.1	0.980	0.113	31.240	0.031	14.386	17735.087
SAMPLE_0000534.LAB	3/12/2020	14:53:05	150.1	0.981	0.200	34.031	0.034	14.159	17728.665
SAMPLE_0000535.LAB	3/12/2020	14:54:04	150.1	0.980	0.184	28.726	0.029	14.276	17719.690
SAMPLE_0000536.LAB	3/12/2020	14:55:03	150.1	0.980	0.095	31.676	0.032	14.489	17721.409
SAMPLE_0000537.LAB	3/12/2020	14:56:02	150.1	0.980	0.123	30.600	0.031	15.204	17730.013
SAMPLE_0000538.LAB	3/12/2020	14:57:00	150.1	0.980	0.142	33.793	0.034	15.101	17750.927
SAMPLE_0000539.LAB	3/12/2020	14:57:59	150.2	0.980	0.152	32.392	0.032	15.116	17768.695
		Minute average				33.093			17759.811
SAMPLE_0000540.LAB	3/12/2020	14:58:58	150.1	0.980	0.167	28.909	0.029	14.897	17759.051
SAMPLE_0000541.LAB	3/12/2020	14:59:57	150.2	0.980	0.128	34.437	0.034	15.227	17763.040
SAMPLE_0000542.LAB	3/12/2020	15:00:56	150.1	0.980	0.179	31.800	0.032	15.419	17777.191
SAMPLE_0000543.LAB	3/12/2020	15:01:54	150.1	0.980	0.207	33.112	0.033	15.447	17798.723
SAMPLE_0000544.LAB	3/12/2020	15:02:53	150.1	0.980	0.127	37.210	0.037	15.292	17801.397
SAMPLE_0000545.LAB	3/12/2020	15:03:52	150.1	0.980	0.162	32.676	0.033	14.801	17777.639
SAMPLE_0000546.LAB	3/12/2020	15:04:51	150.4	0.980	0.074	36.584	0.037	15.096	17816.587
SAMPLE_0000547.LAB	3/12/2020	15:05:50	150.2	0.980	0.122	48.835	0.049	15.111	17834.152
SAMPLE_0000548.LAB	3/12/2020	15:06:48	150.2	0.980	0.139	66.817	0.067	15.426	17856.661
SAMPLE_0000549.LAB	3/12/2020	15:07:47	150.1	0.980	0.169	73.761	0.074	15.589	17864.094
SAMPLE_0000550.LAB	3/12/2020	15:08:46	150.2	0.980	0.116	79.842	0.080	15.237	17885.550
SAMPLE_0000551.LAB	3/12/2020	15:09:45	150.2	0.980	0.173	95.018	0.095	15.056	17895.314
SAMPLE_0000552.LAB	3/12/2020	15:10:44	150.2	0.980	0.108	94.830	0.095	15.084	17892.271
SAMPLE_0000553.LAB	3/12/2020	15:11:42	150.1	0.980	0.195	115.228	0.115	15.204	17875.233
SAMPLE_0000554.LAB	3/12/2020	15:12:41	150.1	0.980	0.127	117.095	0.117	15.311	17859.548
SAMPLE_0000555.LAB	3/12/2020	15:13:40	150.2	0.980	0.106	124.132	0.124	15.010	17875.510
SAMPLE_0000556.LAB	3/12/2020	15:14:39	150.2	0.980	0.191	128.923	0.129	14.830	17882.914
SAMPLE_0000557.LAB	3/12/2020	15:15:38	150.1	0.980	0.121	159.465	0.159	14.922	17884.651
SAMPLE_0000558.LAB	3/12/2020	15:16:36	150.2	0.980	0.159	176.517	0.177	15.240	17896.791
SAMPLE_0000559.LAB	3/12/2020	15:17:35	150.1	0.980	0.133	171.633	0.172	15.183	17888.363
SAMPLE_0000560.LAB	3/12/2020	15:18:34	150.2	0.980	0.146	175.544	0.176	15.308	17886.004
SAMPLE_0000561.LAB	3/12/2020	15:19:33	150.1	0.980	0.125	160.723	0.161	15.516	17913.020
SAMPLE_0000562.LAB	3/12/2020	15:20:32	150.1	0.980	0.160	168.474	0.168	15.500	17940.189
SAMPLE_0000563.LAB	3/12/2020	15:21:30	150.2	0.980	0.165	178.808	0.179	15.279	17952.358

Spectrum	Date	Time	Temp	Pressure	Ethane [150C] [74-84-0] [2x8cm-1] [Aromatics Filter]	Ethylene Oxide (ppb)	Ethylene Oxide [150C] [75-21-8] [2x8cm-1] [Aromatics Filter]	Methane [150C] [74-82-8] [2x8cm-1] [Aromatics Filter] [SN110281261]	Water [150C] [7732-18-5] [2x8cm-1] [Aromatics Filter] [SN110281261]
			(C)	(ATM)	Con (ppm)	Con (ppb)	Con (ppm)	Con (ppm)	Con (ppm)
SAMPLE_0000564.LAB	3/12/2020	15:22:29	150.1	0.980	0.101	176.042	0.176	15.450	17933.520
SAMPLE_0000565.LAB	3/12/2020	15:23:28	150.1	0.980	0.117	157.580	0.158	15.243	17927.972
SAMPLE_0000566.LAB	3/12/2020	15:24:27	150.2	0.980	0.090	156.379	0.156	15.292	17931.601
SAMPLE_0000567.LAB	3/12/2020	15:25:26	150.1	0.980	0.160	136.890	0.137	15.531	17930.410
SAMPLE_0000568.LAB	3/12/2020	15:26:25	150.2	0.980	0.155	123.370	0.123	15.512	17919.308
SAMPLE_0000569.LAB	3/12/2020	15:27:23	150.2	0.980	0.128	116.892	0.117	15.713	17915.555
SAMPLE_0000570.LAB	3/12/2020	15:28:22	150.1	0.980	0.146	107.633	0.108	15.743	17893.482
SAMPLE_0000571.LAB	3/12/2020	15:29:21	150.2	0.980	0.112	103.011	0.103	15.781	17896.547
SAMPLE_0000572.LAB	3/12/2020	15:30:20	150.0	0.980	0.123	94.707	0.095	15.942	17908.965
SAMPLE_0000573.LAB	3/12/2020	15:31:19	150.3	0.980	0.185	88.770	0.089	15.677	17907.551
SAMPLE_0000574.LAB	3/12/2020	15:32:17	150.1	0.980	0.131	88.568	0.089	15.710	17892.694
SAMPLE_0000575.LAB	3/12/2020	15:33:16	150.1	0.980	0.158	82.540	0.083	15.987	17902.908
SAMPLE_0000576.LAB	3/12/2020	15:34:15	150.1	0.980	0.180	80.864	0.081	15.633	17906.864
SAMPLE_0000577.LAB	3/12/2020	15:35:14	150.2	0.980	0.117	70.076	0.070	15.719	17911.371
SAMPLE_0000578.LAB	3/12/2020	15:36:13	150.1	0.980	0.143	74.940	0.075	16.017	17921.768
SAMPLE_0000579.LAB	3/12/2020	15:37:11	150.3	0.980	0.139	69.498	0.069	15.781	17930.746
SAMPLE_0000580.LAB	3/12/2020	15:38:10	150.2	0.980	0.104	68.636	0.069	15.638	17932.324
SAMPLE_0000581.LAB	3/12/2020	15:39:09	150.1	0.980	0.160	66.307	0.066	15.846	17919.334
SAMPLE_0000582.LAB	3/12/2020	15:40:08	150.1	0.980	0.149	63.798	0.064	16.365	17923.072
SAMPLE_0000583.LAB	3/12/2020	15:41:07	150.2	0.980	0.105	65.954	0.066	16.184	17928.010
SAMPLE_0000584.LAB	3/12/2020	15:42:05	150.2	0.980	0.147	61.712	0.062	15.851	17935.079
SAMPLE_0000585.LAB	3/12/2020	15:43:04	150.2	0.980	0.109	53.967	0.054	15.689	17928.221
SAMPLE_0000586.LAB	3/12/2020	15:44:03	150.1	0.980	0.107	57.773	0.058	15.708	17925.976
SAMPLE_0000587.LAB	3/12/2020	15:45:02	150.2	0.980	0.135	57.214	0.057	16.294	17918.102
SAMPLE_0000588.LAB	3/12/2020	15:46:01	150.2	0.979	0.095	52.836	0.053	16.540	17932.989
SAMPLE_0000589.LAB	3/12/2020	15:46:59	150.1	0.980	0.117	50.935	0.051	16.053	17937.238
		Minute average				51.886			17935.114
SAMPLE_0000590.LAB	3/12/2020	15:47:58	150.1	0.979	0.129	60.860	0.061	16.196	17954.139
SAMPLE_0000591.LAB	3/12/2020	15:48:57	150.2	0.979	0.164	43.358	0.043	16.354	17966.757
SAMPLE_0000592.LAB	3/12/2020	15:49:56	150.1	0.979	0.152	41.425	0.041	16.378	17970.336
SAMPLE_0000593.LAB	3/12/2020	15:50:55	150.2	0.979	0.120	34.007	0.034	16.100	17981.414
SAMPLE_0000594.LAB	3/12/2020	15:51:53	150.1	0.980	0.167	39.821	0.040	16.158	17985.129
SAMPLE_0000595.LAB	3/12/2020	15:52:52	150.3	0.980	0.100	40.027	0.040	15.869	17986.322
SAMPLE_0000596.LAB	3/12/2020	15:53:51	150.1	0.980	0.139	40.393	0.040	16.033	17966.106
SAMPLE_0000597.LAB	3/12/2020	15:54:50	150.2	0.980	0.128	43.284	0.043	15.834	17980.015
SAMPLE_0000598.LAB	3/12/2020	15:55:49	150.1	0.979	0.108	34.878	0.035	16.261	18007.165
SAMPLE_0000599.LAB	3/12/2020	15:56:48	150.1	0.979	0.138	36.278	0.036	16.226	18004.715
SAMPLE_0000600.LAB	3/12/2020	15:57:46	150.3	0.979	0.129	39.762	0.040	16.116	18013.198
SAMPLE_0000601.LAB	3/12/2020	15:58:45	150.1	0.979	0.099	34.483	0.034	16.289	18011.328
SAMPLE_0000602.LAB	3/12/2020	15:59:44	150.1	0.979	0.166	32.342	0.032	16.079	18026.380
SAMPLE_0000603.LAB	3/12/2020	16:00:43	150.1	0.979	0.193	35.794	0.036	16.114	18023.044
SAMPLE_0000604.LAB	3/12/2020	16:01:41	150.0	0.979	0.124	35.509	0.036	16.338	17992.465
SAMPLE_0000605.LAB	3/12/2020	16:02:40	150.1	0.979	0.172	38.246	0.038	16.030	18015.107
SAMPLE_0000606.LAB	3/12/2020	16:03:39	150.1	0.979	0.115	37.668	0.038	16.265	18000.995
SAMPLE_0000607.LAB	3/12/2020	16:04:38	150.1	0.979	0.135	33.739	0.034	16.356	17994.809
SAMPLE_0000608.LAB	3/12/2020	16:05:37	150.1	0.979	0.061	36.500	0.037	16.059	18015.973
SAMPLE_0000609.LAB	3/12/2020	16:06:35	150.1	0.979	0.109	32.670	0.033	16.342	18038.568
SAMPLE_0000610.LAB	3/12/2020	16:07:34	150.1	0.979	0.113	36.391	0.036	16.662	18047.405
SAMPLE_0000611.LAB	3/12/2020	16:08:33	150.1	0.979	0.133	25.551	0.026	16.362	18028.866
SAMPLE_0000612.LAB	3/12/2020	16:09:32	150.1	0.979	0.076	26.993	0.027	16.653	18021.131
SAMPLE_0000613.LAB	3/12/2020	16:10:31	150.1	0.979	0.150	31.228	0.031	16.277	18023.520
SAMPLE_0000614.LAB	3/12/2020	16:11:30	150.1	0.979	0.116	40.270	0.040	16.593	18050.659

Spectrum	Date	Time	Temp	Pressure	Ethane [150C] [74-84-0] [2x8cm-1] [Aromatics Filter]	Ethylene Oxide (ppb)	Ethylene Oxide [150C] [75-21-8] [2x8cm-1] [Aromatics Filter]	Methane [150C] [74-82-8] [2x8cm-1] [Aromatics Filter] [SN110281261]	Water [150C] [7732-18-5] [2x8cm-1] [Aromatics Filter] [SN110281261]
			(C)	(ATM)	Con (ppm)	Con (ppb)	Con (ppm)	Con (ppm)	Con (ppm)
SAMPLE_0000615.LAB	3/12/2020	16:12:28	150.1	0.979	0.146	35.857	0.036	16.080	18077.762
SAMPLE_0000616.LAB	3/12/2020	16:13:27	150.1	0.979	0.098	36.980	0.037	15.974	18105.969
SAMPLE_0000617.LAB	3/12/2020	16:14:26	150.1	0.979	0.127	31.979	0.032	16.631	18110.716
SAMPLE_0000618.LAB	3/12/2020	16:15:25	150.1	0.979	0.129	30.706	0.031	16.261	18131.265
SAMPLE_0000619.LAB	3/12/2020	16:16:24	150.1	0.979	0.169	32.680	0.033	16.038	18160.509
SAMPLE_0000620.LAB	3/12/2020	16:17:22	150.1	0.979	0.146	30.363	0.030	16.111	18164.718
SAMPLE_0000621.LAB	3/12/2020	16:18:21	150.3	0.979	0.139	28.551	0.029	16.324	18162.012
SAMPLE_0000622.LAB	3/12/2020	16:19:20	150.2	0.979	0.128	30.623	0.031	16.057	18138.426
SAMPLE_0000623.LAB	3/12/2020	16:20:19	150.1	0.979	0.075	31.763	0.032	16.566	18149.716
SAMPLE_0000624.LAB	3/12/2020	16:21:18	150.1	0.979	0.097	23.840	0.024	16.316	18187.506
SAMPLE_0000625.LAB	3/12/2020	16:22:16	150.1	0.979	0.085	35.201	0.035	16.364	18217.049
SAMPLE_0000626.LAB	3/12/2020	16:23:15	150.1	0.979	0.184	31.487	0.031	16.498	18203.915
SAMPLE_0000627.LAB	3/12/2020	16:24:14	150.3	0.979	0.338	30.982	0.031	16.603	18227.295
SAMPLE_0000628.LAB	3/12/2020	16:25:13	150.1	0.978	0.129	31.025	0.031	16.217	18264.002
SAMPLE_0000629.LAB	3/12/2020	16:26:12	150.3	0.979	0.116	24.366	0.024	16.350	18269.781
SAMPLE_0000630.LAB	3/12/2020	16:27:10	150.1	0.979	0.120	22.185	0.022	16.435	18267.703
SAMPLE_0000631.LAB	3/12/2020	16:28:09	150.2	0.979	0.127	24.681	0.025	16.621	18282.035
SAMPLE_0000632.LAB	3/12/2020	16:29:08	150.1	0.979	0.145	28.243	0.028	16.151	18280.523
SAMPLE_0000633.LAB	3/12/2020	16:30:07	150.1	0.979	0.145	29.553	0.030	16.045	18259.136
SAMPLE_0000634.LAB	3/12/2020	16:31:06	150.1	0.979	0.110	25.949	0.026	15.972	18261.941
SAMPLE_0000635.LAB	3/12/2020	16:32:05	150.1	0.979	0.123	34.036	0.034	16.003	18269.037
SAMPLE_0000636.LAB	3/12/2020	16:33:03	150.1	0.979	0.110	32.234	0.032	16.373	18301.943
SAMPLE_0000637.LAB	3/12/2020	16:34:02	150.1	0.979	0.125	39.518	0.040	15.936	18336.255
SAMPLE_0000638.LAB	3/12/2020	16:35:01	150.1	0.979	0.110	30.470	0.030	16.185	18358.199
SAMPLE_0000639.LAB	3/12/2020	16:36:00	150.1	0.979	0.147	42.568	0.043	16.372	18356.483
SAMPLE_0000640.LAB	3/12/2020	16:36:59	150.2	0.979	0.147	33.683	0.034	16.753	18374.715
		Minute average				38.125			18365.599
SAMPLE_0000641.LAB	3/12/2020	16:37:57	150.1	0.979	0.170	37.879	0.038	16.778	18390.878
SAMPLE_0000642.LAB	3/12/2020	16:38:56	150.1	0.979	0.148	35.746	0.036	16.606	18408.139
SAMPLE_0000643.LAB	3/12/2020	16:39:55	150.3	0.979	0.161	40.192	0.040	16.809	18412.390
SAMPLE_0000644.LAB	3/12/2020	16:40:54	150.2	0.979	0.159	34.044	0.034	16.941	18390.006
SAMPLE_0000645.LAB	3/12/2020	16:41:53	150.2	0.979	0.113	36.325	0.036	16.720	18393.341
SAMPLE_0000646.LAB	3/12/2020	16:42:51	150.1	0.979	0.161	45.669	0.046	16.526	18406.541
SAMPLE_0000647.LAB	3/12/2020	16:43:50	150.2	0.979	0.140	46.518	0.047	16.570	18411.580
SAMPLE_0000648.LAB	3/12/2020	16:44:49	150.1	0.979	0.145	38.752	0.039	16.921	18409.580
SAMPLE_0000649.LAB	3/12/2020	16:45:48	150.1	0.979	0.129	40.735	0.041	17.007	18409.728
SAMPLE_0000650.LAB	3/12/2020	16:46:47	150.2	0.979	0.114	45.529	0.046	16.924	18405.297
SAMPLE_0000651.LAB	3/12/2020	16:47:45	150.2	0.979	0.125	41.078	0.041	17.237	18403.444
SAMPLE_0000652.LAB	3/12/2020	16:48:44	150.1	0.979	0.181	41.434	0.041	16.950	18395.501
SAMPLE_0000653.LAB	3/12/2020	16:49:43	150.1	0.979	0.125	43.952	0.044	16.537	18394.755
SAMPLE_0000654.LAB	3/12/2020	16:50:42	150.1	0.979	0.119	43.353	0.043	16.268	18380.958
SAMPLE_0000655.LAB	3/12/2020	16:51:41	150.1	0.979	0.166	41.407	0.041	16.356	18373.921
SAMPLE_0000656.LAB	3/12/2020	16:52:39	150.1	0.979	0.158	50.327	0.050	16.122	18398.313
SAMPLE_0000657.LAB	3/12/2020	16:53:38	150.2	0.979	0.192	40.213	0.040	16.589	18401.970
SAMPLE_0000658.LAB	3/12/2020	16:54:37	150.2	0.979	0.145	41.326	0.041	16.158	18382.991
SAMPLE_0000659.LAB	3/12/2020	16:55:36	150.1	0.979	0.152	45.123	0.045	16.494	18367.709
SAMPLE_0000660.LAB	3/12/2020	16:56:35	150.2	0.979	0.140	47.604	0.048	16.669	18368.484
SAMPLE_0000661.LAB	3/12/2020	16:57:33	150.1	0.979	0.166	40.723	0.041	16.575	18364.875
SAMPLE_0000662.LAB	3/12/2020	16:58:32	150.1	0.979	0.162	45.126	0.045	16.312	18370.515
SAMPLE_0000663.LAB	3/12/2020	16:59:31	150.1	0.979	0.146	49.687	0.050	16.613	18354.168
SAMPLE_0000664.LAB	3/12/2020	17:00:30	150.1	0.979	0.193	53.275	0.053	16.456	18356.070
SAMPLE_0000665.LAB	3/12/2020	17:01:29	150.1	0.979	0.214	46.554	0.047	16.423	18358.186

Spectrum	Date	Time	Temp	Pressure	Ethane [150C] [74-84-0] [2x8cm-1] [Aromatics Filter]	Ethylene Oxide (ppb)	Ethylene Oxide [150C] [75-21-8] [2x8cm-1] [Aromatics Filter]	Methane [150C] [74-82-8] [2x8cm-1] [Aromatics Filter] [SN110281261]	Water [150C] [7732-18-5] [2x8cm-1] [Aromatics Filter] [SN110281261]
			(C)	(ATM)	Con (ppm)	Con (ppb)	Con (ppm)	Con (ppm)	Con (ppm)
SAMPLE_0000666.LAB	3/12/2020	17:02:27	150.1	0.979	0.162	56.903	0.057	16.455	18382.788
SAMPLE_0000667.LAB	3/12/2020	17:03:26	150.1	0.979	0.208	54.732	0.055	16.593	18383.138
SAMPLE_0000668.LAB	3/12/2020	17:04:25	150.1	0.979	0.182	50.841	0.051	16.667	18393.760
SAMPLE_0000669.LAB	3/12/2020	17:05:24	150.1	0.979	0.112	55.829	0.056	16.066	18415.609
SAMPLE_0000670.LAB	3/12/2020	17:06:23	150.1	0.979	0.187	48.801	0.049	16.246	18453.280
SAMPLE_0000671.LAB	3/12/2020	17:07:21	150.1	0.979	0.222	46.981	0.047	16.483	18476.156
SAMPLE_0000672.LAB	3/12/2020	17:08:20	150.1	0.979	0.240	55.658	0.056	16.334	18453.945
SAMPLE_0000673.LAB	3/12/2020	17:09:19	150.0	0.979	0.149	44.811	0.045	16.190	18450.532
SAMPLE_0000674.LAB	3/12/2020	17:10:18	150.0	0.979	0.173	41.249	0.041	16.470	18479.616
SAMPLE_0000675.LAB	3/12/2020	17:11:17	150.1	0.979	0.182	46.686	0.047	16.554	18528.606
SAMPLE_0000676.LAB	3/12/2020	17:12:16	150.1	0.979	0.144	43.082	0.043	16.467	18571.775
SAMPLE_0000677.LAB	3/12/2020	17:13:14	150.1	0.979	0.183	48.064	0.048	16.674	18583.789
SAMPLE_0000678.LAB	3/12/2020	17:14:13	150.1	0.979	0.179	46.365	0.046	16.650	18590.405
SAMPLE_0000679.LAB	3/12/2020	17:15:12	150.1	0.979	0.134	46.576	0.047	16.653	18602.253
SAMPLE_0000680.LAB	3/12/2020	17:16:11	150.1	0.979	0.130	44.865	0.045	16.626	18643.958
SAMPLE_0000681.LAB	3/12/2020	17:17:10	150.1	0.979	0.111	45.246	0.045	16.524	18678.345
SAMPLE_0000682.LAB	3/12/2020	17:18:08	150.1	0.979	0.084	53.483	0.053	16.271	18717.827
SAMPLE_0000683.LAB	3/12/2020	17:19:07	150.1	0.979	0.124	48.387	0.048	16.399	18746.184
SAMPLE_0000684.LAB	3/12/2020	17:20:06	150.2	0.979	0.148	46.780	0.047	16.451	18799.636
SAMPLE_0000685.LAB	3/12/2020	17:21:05	150.1	0.979	0.178	51.178	0.051	16.407	18824.127
SAMPLE_0000686.LAB	3/12/2020	17:22:04	150.1	0.979	0.142	48.344	0.048	16.870	18863.147
SAMPLE_0000687.LAB	3/12/2020	17:23:02	150.1	0.979	0.176	53.287	0.053	16.597	18874.166
SAMPLE_0000688.LAB	3/12/2020	17:24:01	150.1	0.979	0.198	50.263	0.050	16.252	18914.566
SAMPLE_0000689.LAB	3/12/2020	17:25:00	150.1	0.979	0.188	61.202	0.061	16.613	18946.042
SAMPLE_0000690.LAB	3/12/2020	17:25:59	150.0	0.979	0.147	59.712	0.060	16.854	18957.423
		Minute average				60.457			18951.732
SAMPLE_0000691.LAB	3/12/2020	17:26:58	150.1	0.979	0.177	60.566	0.061	16.648	18965.646
SAMPLE_0000692.LAB	3/12/2020	17:27:56	150.1	0.979	0.088	51.193	0.051	16.704	18991.611
SAMPLE_0000693.LAB	3/12/2020	17:28:55	150.1	0.979	0.131	53.828	0.054	17.000	19048.428
SAMPLE_0000694.LAB	3/12/2020	17:29:54	150.0	0.978	0.189	53.475	0.053	16.537	19077.697
SAMPLE_0000695.LAB	3/12/2020	17:30:53	150.0	0.979	0.176	56.014	0.056	16.367	19074.306
SAMPLE_0000696.LAB	3/12/2020	17:31:52	150.1	0.979	0.138	60.320	0.060	16.819	19085.509
SAMPLE_0000697.LAB	3/12/2020	17:32:51	150.1	0.979	0.182	55.749	0.056	16.664	19103.948
SAMPLE_0000698.LAB	3/12/2020	17:33:49	150.1	0.979	0.118	52.660	0.053	16.807	19108.798
SAMPLE_0000699.LAB	3/12/2020	17:34:48	150.1	0.979	0.173	56.854	0.057	16.995	19105.855
SAMPLE_0000700.LAB	3/12/2020	17:35:47	150.0	0.979	0.186	52.626	0.053	16.596	19130.988
SAMPLE_0000701.LAB	3/12/2020	17:36:46	150.1	0.979	0.143	44.631	0.045	16.663	19138.436
SAMPLE_0000702.LAB	3/12/2020	17:37:45	150.1	0.979	0.098	49.864	0.050	16.836	19142.887
SAMPLE_0000703.LAB	3/12/2020	17:38:43	150.0	0.979	0.099	48.583	0.049	16.679	19150.801
SAMPLE_0000704.LAB	3/12/2020	17:39:42	150.1	0.979	0.150	44.962	0.045	16.755	19180.862
SAMPLE_0000705.LAB	3/12/2020	17:40:41	150.1	0.979	0.172	52.453	0.052	16.896	19203.011
SAMPLE_0000706.LAB	3/12/2020	17:41:40	150.0	0.979	0.194	40.162	0.040	16.584	19214.446
SAMPLE_0000707.LAB	3/12/2020	17:42:39	150.1	0.979	0.131	50.448	0.050	16.980	19218.124
SAMPLE_0000708.LAB	3/12/2020	17:43:37	150.1	0.979	0.186	46.138	0.046	16.760	19240.673
SAMPLE_0000709.LAB	3/12/2020	17:44:36	150.1	0.979	0.175	53.141	0.053	16.669	19235.691
SAMPLE_0000710.LAB	3/12/2020	17:45:35	150.1	0.979	0.169	48.236	0.048	17.139	19239.662
SAMPLE_0000711.LAB	3/12/2020	17:46:34	150.0	0.979	0.111	44.302	0.044	16.863	19225.964
SAMPLE_0000712.LAB	3/12/2020	17:47:33	150.0	0.979	0.108	43.402	0.043	16.548	19238.766
SAMPLE_0000713.LAB	3/12/2020	17:48:32	150.1	0.978	0.161	48.615	0.049	16.939	19269.254
SAMPLE_0000714.LAB	3/12/2020	17:49:30	150.0	0.979	0.211	45.956	0.046	16.972	19236.901
SAMPLE_0000715.LAB	3/12/2020	17:50:29	149.9	0.979	0.184	47.671	0.048	17.003	19216.852
SAMPLE_0000716.LAB	3/12/2020	17:51:28	150.0	0.979	0.212	48.900	0.049	16.566	19233.512

MONTROSE
AIR QUALITY SERVICES

Spectrum	Date	Time	Temp	Pressure	Ethane [150C] [74-84-0] [2x8cm-1] [Aromatics Filter]	Ethylene Oxide (ppb)	Ethylene Oxide [150C] [75-21-8] [2x8cm-1] [Aromatics Filter]	Methane [150C] [74-82-8] [2x8cm-1] [Aromatics Filter] [SN110281261]	Water [150C] [7732-18-5] [2x8cm-1] [Aromatics Filter] [SN110281261]
			(C)	(ATM)	Con (ppm)	Con (ppb)	Con (ppm)	Con (ppm)	Con (ppm)
SAMPLE_0000717.LAB	3/12/2020	17:52:27	150.0	0.979	0.209	56.156	0.056	16.601	19253.066
SAMPLE_0000718.LAB	3/12/2020	17:53:26	150.1	0.979	0.219	60.914	0.061	16.810	19279.684
SAMPLE_0000719.LAB	3/12/2020	17:54:24	150.0	0.979	0.234	53.266	0.053	16.945	19287.681
SAMPLE_0000720.LAB	3/12/2020	17:55:23	150.0	0.979	0.200	47.657	0.048	16.864	19301.625
SAMPLE_0000721.LAB	3/12/2020	17:56:22	150.0	0.979	0.189	52.494	0.052	16.926	19306.769
SAMPLE_0000722.LAB	3/12/2020	17:57:21	150.0	0.978	0.279	66.138	0.066	17.009	19333.476
SAMPLE_0000723.LAB	3/12/2020	17:58:20	149.8	0.979	0.177	58.821	0.059	16.931	19291.034
SAMPLE_0000724.LAB	3/12/2020	17:59:19	150.0	0.978	0.197	53.686	0.054	16.963	19278.547
SAMPLE_0000725.LAB	3/12/2020	18:00:17	150.0	0.978	0.216	69.038	0.069	16.925	19265.371
SAMPLE_0000726.LAB	3/12/2020	18:01:16	150.0	0.978	0.214	67.564	0.068	16.941	19282.126
SAMPLE_0000727.LAB	3/12/2020	18:02:15	149.9	0.978	0.208	64.865	0.065	16.954	19292.753
SAMPLE_0000728.LAB	3/12/2020	18:03:14	150.0	0.978	0.182	74.349	0.074	17.043	19293.049
SAMPLE_0000729.LAB	3/12/2020	18:04:13	149.9	0.978	0.223	78.344	0.078	16.813	19281.405
SAMPLE_0000730.LAB	3/12/2020	18:05:11	149.9	0.978	0.226	67.386	0.067	17.015	19297.424
SAMPLE_0000731.LAB	3/12/2020	18:06:10	150.0	0.978	0.163	69.438	0.069	16.840	19269.157
SAMPLE_0000732.LAB	3/12/2020	18:07:09	150.1	0.978	0.245	64.215	0.064	16.967	19274.949
SAMPLE_0000733.LAB	3/12/2020	18:08:08	150.1	0.978	0.120	64.405	0.064	17.128	19280.773
SAMPLE_0000734.LAB	3/12/2020	18:09:07	150.0	0.978	0.229	80.215	0.080	16.302	19282.346
SAMPLE_0000735.LAB	3/12/2020	18:10:05	149.9	0.978	0.228	73.889	0.074	16.405	19267.031
SAMPLE_0000736.LAB	3/12/2020	18:11:04	150.0	0.978	0.226	80.328	0.080	16.184	19277.636
SAMPLE_0000737.LAB	3/12/2020	18:12:03	150.0	0.978	0.156	67.729	0.068	16.096	19248.827
SAMPLE_0000738.LAB	3/12/2020	18:13:02	150.0	0.978	0.213	76.004	0.076	16.320	19261.899
SAMPLE_0000739.LAB	3/12/2020	18:14:01	150.1	0.978	0.196	83.931	0.084	16.223	19295.303
SAMPLE_0000740.LAB	3/12/2020	18:14:59	150.0	0.978	0.174	75.495	0.075	16.164	19308.944
	Minute average					79.713			19302.123
SAMPLE_0000741.LAB	3/12/2020	18:15:58	150.1	0.979	0.190	79.653	0.080	16.230	19303.214
SAMPLE_0000742.LAB	3/12/2020	18:16:57	150.1	0.978	0.170	65.934	0.066	16.439	19332.258
SAMPLE_0000743.LAB	3/12/2020	18:17:56	150.1	0.978	0.198	64.441	0.064	16.315	19323.271
SAMPLE_0000744.LAB	3/12/2020	18:18:55	150.1	0.978	0.167	66.368	0.066	16.159	19308.609
SAMPLE_0000745.LAB	3/12/2020	18:19:54	150.0	0.978	0.203	65.569	0.066	16.423	19307.425
SAMPLE_0000746.LAB	3/12/2020	18:20:52	150.0	0.978	0.117	62.079	0.062	16.525	19303.900
SAMPLE_0000747.LAB	3/12/2020	18:21:51	150.0	0.978	0.200	65.728	0.066	16.188	19327.051
SAMPLE_0000748.LAB	3/12/2020	18:22:50	150.0	0.978	0.121	65.046	0.065	16.417	19342.674
SAMPLE_0000749.LAB	3/12/2020	18:23:49	150.1	0.978	0.169	65.141	0.065	16.508	19362.701
SAMPLE_0000750.LAB	3/12/2020	18:24:48	150.1	0.978	0.166	63.517	0.064	16.281	19348.066
SAMPLE_0000751.LAB	3/12/2020	18:25:47	150.0	0.978	0.149	56.165	0.056	16.129	19358.337
SAMPLE_0000752.LAB	3/12/2020	18:26:45	150.0	0.978	0.189	67.856	0.068	16.053	19356.511
SAMPLE_0000753.LAB	3/12/2020	18:27:44	150.0	0.978	0.166	74.224	0.074	16.373	19350.619
SAMPLE_0000754.LAB	3/12/2020	18:28:43	150.0	0.978	0.121	69.405	0.069	16.444	19357.634
SAMPLE_0000755.LAB	3/12/2020	18:29:42	149.9	0.978	0.205	69.827	0.070	16.285	19356.511
SAMPLE_0000756.LAB	3/12/2020	18:30:40	150.0	0.979	0.177	82.388	0.082	16.910	17484.612
SAMPLE_0000757.LAB	3/12/2020	18:31:39	150.0	0.978	0.177	76.468	0.076	16.680	16477.005
SAMPLE_0000758.LAB	3/12/2020	18:32:38	150.0	0.978	0.212	90.000	0.090	16.881	16479.199
SAMPLE_0000759.LAB	3/12/2020	18:33:37	150.0	0.979	0.161	98.262	0.098	16.707	16502.727
SAMPLE_0000760.LAB	3/12/2020	18:34:36	150.1	0.979	0.133	92.600	0.093	16.833	16511.827
SAMPLE_0000761.LAB	3/12/2020	18:35:35	150.0	0.978	0.191	85.369	0.085	16.994	16489.187
SAMPLE_0000762.LAB	3/12/2020	18:36:33	150.0	0.979	0.167	86.337	0.086	16.168	16504.952
SAMPLE_0000763.LAB	3/12/2020	18:37:32	149.9	0.979	0.136	80.735	0.081	16.272	16523.540
SAMPLE_0000764.LAB	3/12/2020	18:38:31	150.0	0.978	0.192	100.943	0.101	16.050	16523.137
SAMPLE_0000765.LAB	3/12/2020	18:39:30	150.1	0.978	0.167	92.168	0.092	15.963	16517.580
SAMPLE_0000766.LAB	3/12/2020	18:40:29	150.1	0.978	0.187	91.404	0.091	16.186	16492.176
SAMPLE_0000767.LAB	3/12/2020	18:41:27	150.1	0.979	0.193	81.117	0.081	16.089	16497.960

Spectrum	Date	Time	Temp	Pressure	Ethane [150C] [74-84-0] [2x8cm-1] [Aromatics Filter]	Ethylene Oxide (ppb)	Ethylene Oxide [150C] [75-21-8] [2x8cm-1] [Aromatics Filter]	Methane [150C] [74-82-8] [2x8cm-1] [Aromatics Filter] [SN110281261]	Water [150C] [7732-18-5] [2x8cm-1] [Aromatics Filter] [SN110281261]
			(C)	(ATM)	Con (ppm)	Con (ppb)	Con (ppm)	Con (ppm)	Con (ppm)
SAMPLE_0000768.LAB	3/12/2020	18:42:26	150.1	0.978	0.185	82.792	0.083	16.031	16497.679
SAMPLE_0000769.LAB	3/12/2020	18:43:25	150.0	0.979	0.157	97.362	0.097	-0.134	16482.318
SAMPLE_0000770.LAB	3/12/2020	18:44:24	150.1	0.979	0.171	87.463	0.087	16.096	16487.529
SAMPLE_0000771.LAB	3/12/2020	18:45:23	150.1	0.979	0.119	89.221	0.089	16.306	16484.386
SAMPLE_0000772.LAB	3/12/2020	18:46:21	150.1	0.979	0.261	95.034	0.095	16.182	16496.032
SAMPLE_0000773.LAB	3/12/2020	18:47:20	150.1	0.979	0.227	89.677	0.090	16.025	16366.143
SAMPLE_0000774.LAB	3/12/2020	18:48:19	150.1	0.979	0.819	87.644	0.088	3.219	263.374
ZERO SYSTEM_0000775.LAB	3/12/2020	18:50:01	150.1	0.978	-0.209	-7.280	-0.007	0.066	205.329
ZERO SYSTEM_0000776.LAB	3/12/2020	18:51:00	149.9	0.978	-0.198	-13.017	-0.013	0.051	177.652
ZERO SYSTEM_0000777.LAB	3/12/2020	18:51:59	150.0	0.979	-0.236	-16.243	-0.016	0.047	164.212
ZERO SYSTEM_0000778.LAB	3/12/2020	18:52:57	149.9	0.978	-0.205	-15.521	-0.016	0.052	2647.650
CTS SYSTEM_0000779.LAB	3/12/2020	18:53:16	149.9	0.979	0.028	-29.410	-0.029	6.624	9272.549
CTS SYSTEM_0000780.LAB	3/12/2020	18:53:30	150.1	0.978	4.804	54.277	0.054	24.329	815.889
CTS SYSTEM_0000781.LAB	3/12/2020	18:53:45	150.1	0.978	2.226	494.407	0.494	95.531	181.378
CTS SYSTEM_0000782.LAB	3/12/2020	18:54:00	150.0	0.978	0.396	391.571	0.392	101.048	124.357
CTS SYSTEM_0000783.LAB	3/12/2020	18:54:14	150.1	0.978	0.298	397.712	0.398	99.918	101.923
CTS SYSTEM_0000784.LAB	3/12/2020	18:54:29	150.0	0.978	0.252	393.633	0.394	99.709	57.849
CTS SYSTEM_0000785.LAB	3/12/2020	18:55:13	150.1	0.978	0.251	391.017	0.391	99.796	55.508
CTS SYSTEM_0000786.LAB	3/12/2020	18:55:28	150.0	0.978	0.349	384.243	0.384	99.793	38.244
CTS SYSTEM_0000787.LAB	3/12/2020	18:55:42	150.1	0.978	0.192	403.439	0.403	99.838	49.129
CTS SYSTEM_0000788.LAB	3/12/2020	18:55:57	150.1	0.978	0.237	394.772	0.395	99.867	43.564
CTS SYSTEM_0000789.LAB	3/12/2020	18:56:12	150.1	0.978	0.229	387.272	0.387	99.897	55.894
CTS SYSTEM_0000790.LAB	3/12/2020	18:56:26	150.1	0.978	0.358	388.423	0.388	99.896	3517.696
CAL SYSTEM_0000791.LAB	3/12/2020	18:56:41	150.1	0.979	-0.084	209.466	0.209	56.584	5303.906
CAL SYSTEM_0000792.LAB	3/12/2020	18:56:56	150.0	0.979	172.858	866.556	0.867	20.097	330.794
CAL SYSTEM_0000793.LAB	3/12/2020	18:57:10	150.1	0.978	514.383	1878.302	1.878	0.137	195.907
CAL SYSTEM_0000794.LAB	3/12/2020	18:57:25	150.1	0.978	518.193	1958.218	1.958	-0.288	184.243
CAL SYSTEM_0000795.LAB	3/12/2020	18:57:40	150.1	0.978	518.835	1995.401	1.995	-0.366	131.025
CAL SYSTEM_0000796.LAB	3/12/2020	18:57:55	150.1	0.979	518.475	2001.097	2.001	-0.398	141.965
CAL SYSTEM_0000797.LAB	3/12/2020	18:58:09	150.0	0.978	518.909	2036.976	2.037	-0.407	135.395
CAL SYSTEM_0000798.LAB	3/12/2020	18:58:24	150.0	0.979	519.084	2031.990	2.032	-0.412	119.845
CAL SYSTEM_0000799.LAB	3/12/2020	18:58:39	150.0	0.978	519.174	2057.207	2.057	-0.436	128.740
CAL SYSTEM_0000800.LAB	3/12/2020	18:58:53	150.1	0.978	519.196	2055.929	2.056	-0.438	118.108
CAL SYSTEM_0000801.LAB	3/12/2020	18:59:08	150.1	0.978	519.426	2065.964	2.066	-0.462	116.212
CAL SYSTEM_0000802.LAB	3/12/2020	18:59:23	150.1	0.978	519.693	2071.417	2.071	-0.461	112.716
CAL SYSTEM_0000803.LAB	3/12/2020	18:59:38	150.0	0.979	519.321	2077.488	2.077	-0.465	105.500
CAL SYSTEM_0000804.LAB	3/12/2020	18:59:52	150.0	0.979	519.350	2084.611	2.085	-0.450	125.967
CAL SYSTEM_0000805.LAB	3/12/2020	19:00:07	150.0	0.978	519.568	2096.733	2.097	-0.456	119.137
CAL SYSTEM_0000806.LAB	3/12/2020	19:00:22	150.0	0.978	519.634	2101.680	2.102	-0.468	124.473
CAL SYSTEM_0000807.LAB	3/12/2020	19:00:36	150.1	0.978	519.841	2104.837	2.105	-0.468	102.909
CAL SYSTEM_0000808.LAB	3/12/2020	19:00:51	150.0	0.978	519.278	2103.902	2.104	-0.463	104.907
CAL SYSTEM_0000809.LAB	3/12/2020	19:01:06	150.0	0.978	520.017	2106.565	2.107	-0.483	112.379
CAL SYSTEM_0000810.LAB	3/12/2020	19:01:20	150.0	0.978	519.661	2106.668	2.107	-0.478	108.491
CAL SYSTEM_0000811.LAB	3/12/2020	19:01:35	150.1	0.978	520.360	2116.028	2.116	-0.477	95.826
CAL SYSTEM_0000812.LAB	3/12/2020	19:01:50	150.1	0.978	519.901	2113.140	2.113	-0.496	97.137
CAL SYSTEM_0000813.LAB	3/12/2020	19:02:05	150.0	0.978	519.882	2118.154	2.118	-0.489	113.438
CAL SYSTEM_0000814.LAB	3/12/2020	19:02:19	150.1	0.979	519.952	2129.196	2.129	-0.485	102.973
CAL SYSTEM_0000815.LAB	3/12/2020	19:02:34	150.2	0.979	519.760	2125.598	2.126	-0.476	112.737
CAL SYSTEM_0000816.LAB	3/12/2020	19:02:49	150.1	0.978	520.496	2118.355	2.118	-0.486	108.083
CAL SYSTEM_0000817.LAB	3/12/2020	19:03:03	150.0	0.978	520.064	2132.227	2.132	-0.482	108.184
CAL SYSTEM_0000818.LAB	3/12/2020	19:03:18	150.1	0.978	520.275	2140.882	2.141	-0.511	103.084
CAL SYSTEM_0000819.LAB	3/12/2020	19:03:33	150.1	0.979	520.400	2138.483	2.138	-0.493	111.054

Spectrum	Date	Time	Temp	Pressure	Ethane [150C] [74-84-0] [2x8cm-1] [Aromatics Filter]	Ethylene Oxide (ppb)	Ethylene Oxide [150C] [75-21-8] [2x8cm-1] [Aromatics Filter]	Methane [150C] [74-82-8] [2x8cm-1] [Aromatics Filter] [SN110281261]	Water [150C] [7732-18-5] [2x8cm-1] [Aromatics Filter] [SN110281261]
			(C)	(ATM)	Con (ppm)	Con (ppb)	Con (ppm)	Con (ppm)	Con (ppm)
CAL SYSTEM_0000820.LAB	3/12/2020	19:03:47	150.1	0.978	519.879	2131.629	2.132	-0.485	104.039
CAL SYSTEM_0000821.LAB	3/12/2020	19:04:02	150.0	0.978	520.672	2130.476	2.130	-0.491	94.764
CAL SYSTEM_0000822.LAB	3/12/2020	19:04:17	150.0	0.978	520.494	2150.150	2.150	-0.496	94.590
CAL SYSTEM_0000823.LAB	3/12/2020	19:04:32	150.1	0.978	520.258	2136.666	2.137	-0.512	103.056
CAL SYSTEM_0000824.LAB	3/12/2020	19:04:46	150.0	0.978	520.508	2145.991	2.146	-0.479	118.527
CAL SYSTEM_0000825.LAB	3/12/2020	19:05:01	150.1	0.978	520.317	2153.785	2.154	-0.497	110.961
CAL SYSTEM_0000826.LAB	3/12/2020	19:05:16	150.1	0.978	520.287	2142.708	2.143	-0.507	99.536
CAL SYSTEM_0000827.LAB	3/12/2020	19:06:01	150.1	0.979	520.144	2151.018	2.151	-0.494	118.925
CAL SYSTEM_0000828.LAB	3/12/2020	19:06:15	150.1	0.978	520.436	2146.942	2.147	-0.501	96.165
CAL SYSTEM_0000829.LAB	3/12/2020	19:06:30	150.1	0.978	520.518	2155.336	2.155	-0.507	105.566
CAL SYSTEM_0000830.LAB	3/12/2020	19:06:45	149.9	0.978	520.570	2155.757	2.156	-0.494	94.633
CAL SYSTEM_0000831.LAB	3/12/2020	19:06:59	150.1	0.978	520.355	2161.572	2.162	-0.489	96.348
CAL SYSTEM_0000832.LAB	3/12/2020	19:07:14	149.9	0.978	520.755	2141.639	2.142	-0.492	104.071
CAL SYSTEM_0000833.LAB	3/12/2020	19:07:29	150.0	0.978	520.103	2148.475	2.148	-0.490	112.086
CAL SYSTEM_0000834.LAB	3/12/2020	19:07:43	150.1	0.978	520.635	2147.798	2.148	-0.514	94.170
CAL SYSTEM_0000835.LAB	3/12/2020	19:07:58	150.0	0.978	520.770	2167.440	2.167	-0.506	94.134
CAL SYSTEM_0000836.LAB	3/12/2020	19:08:13	150.1	0.979	520.450	2169.447	2.169	-0.511	91.551
CAL SYSTEM_0000837.LAB	3/12/2020	19:08:28	150.1	0.979	520.363	2155.945	2.156	-0.488	74.361
CAL SYSTEM_0000838.LAB	3/12/2020	19:08:42	150.0	0.979	520.578	2166.818	2.167	-0.490	87.007
CAL SYSTEM_0000839.LAB	3/12/2020	19:08:57	150.0	0.978	520.485	2171.233	2.171	-0.490	91.482
CAL SYSTEM_0000840.LAB	3/12/2020	19:09:12	150.1	0.978	521.308	2148.082	2.148	-0.505	97.326
CAL SYSTEM_0000841.LAB	3/12/2020	19:09:26	149.9	0.979	520.536	2169.085	2.169	-0.491	96.070
CAL SYSTEM_0000842.LAB	3/12/2020	19:09:41	150.0	0.978	520.753	2157.406	2.157	-0.498	90.079
CAL SYSTEM_0000843.LAB	3/12/2020	19:09:56	150.0	0.978	520.684	2148.793	2.149	-0.511	95.050
CAL SYSTEM_0000844.LAB	3/12/2020	19:10:10	150.1	0.979	520.726	2150.918	2.151	-0.513	99.131
CAL SYSTEM_0000845.LAB	3/12/2020	19:10:25	150.1	0.978	520.933	2180.758	2.181	-0.495	101.892
CAL SYSTEM_0000846.LAB	3/12/2020	19:10:40	150.0	0.980	522.858	2170.343	2.170	-0.503	87.206
CAL SYSTEM_0000847.LAB	3/12/2020	19:10:54	150.1	0.980	524.178	2205.861	2.206	-0.493	80.181
CAL SYSTEM_0000848.LAB	3/12/2020	19:11:09	150.1	0.979	524.228	2200.728	2.201	-0.502	102.681
CAL SYSTEM_0000849.LAB	3/12/2020	19:11:24	150.1	0.979	524.180	2215.991	2.216	-0.504	82.031
CAL SYSTEM_0000850.LAB	3/12/2020	19:11:39	150.1	0.979	523.866	2208.013	2.208	-0.505	-58.513
CAL SYSTEM_0000851.LAB	3/12/2020	19:11:53	150.1	0.979	107.985	568.874	0.569	-0.057	202.969
CAL SYSTEM_0000852.LAB	3/12/2020	19:12:08	150.0	0.979	53.693	230.778	0.231	0.072	195.837
CAL SYSTEM_0000853.LAB	3/12/2020	19:12:23	150.0	0.979	52.628	216.701	0.217	0.074	199.211
SPIKE_0000854.LAB	3/12/2020	19:12:37	150.1	0.980	52.329	216.106	0.216	0.054	208.153
SPIKE_0000855.LAB	3/12/2020	19:12:52	150.0	0.980	52.119	205.965	0.206	0.071	198.349
SPIKE_0000856.LAB	3/12/2020	19:13:07	149.9	0.979	52.085	205.970	0.206	0.070	195.436
SPIKE_0000857.LAB	3/12/2020	19:13:22	150.0	0.979	52.061	204.709	0.205	0.067	210.609
SPIKE_0000858.LAB	3/12/2020	19:13:36	150.0	0.980	51.894	207.256	0.207	0.072	199.742
SPIKE_0000859.LAB	3/12/2020	19:13:51	150.0	0.979	51.904	201.506	0.202	0.071	194.305
SPIKE_0000860.LAB	3/12/2020	19:14:06	150.1	0.980	51.798	219.841	0.220	0.080	192.304
SPIKE_0000861.LAB	3/12/2020	19:14:20	149.9	0.980	51.786	205.742	0.206	0.071	194.690
SPIKE_0000862.LAB	3/12/2020	19:14:35	150.1	0.979	51.883	203.853	0.204	0.066	200.239
SPIKE_0000863.LAB	3/12/2020	19:14:50	150.0	0.979	51.751	201.307	0.201	0.051	378.211
SPIKE_0000864.LAB	3/12/2020	19:15:04	150.1	0.979	51.524	202.786	0.203	0.234	16254.232
SPIKE_0000865.LAB	3/12/2020	19:15:19	150.1	0.980	48.472	-46.106	-0.046	2.098	8967.099
SPIKE_0000866.LAB	3/12/2020	19:15:34	150.0	0.980	50.839	-127.627	-0.128	0.273	4824.670
SPIKE_0000867.LAB	3/12/2020	19:15:49	150.0	0.979	51.229	-101.065	-0.101	0.170	3167.751
SPIKE_0000868.LAB	3/12/2020	19:16:03	150.0	0.979	51.530	-87.140	-0.087	0.121	2357.764
SPIKE_0000869.LAB	3/12/2020	19:16:18	150.1	0.979	51.414	-61.995	-0.062	0.114	1945.801
SPIKE_0000870.LAB	3/12/2020	19:16:33	150.0	0.978	51.266	-56.877	-0.057	0.098	1652.439
SPIKE_0000871.LAB	3/12/2020	19:16:47	149.9	0.978	51.462	-52.292	-0.052	0.079	1436.551

Spectrum	Date	Time	Temp	Pressure	Ethane [150C] [74-84-0] [2x8cm-1] [Aromatics Filter]	Ethylene Oxide (ppb)	Ethylene Oxide [150C] [75-21-8] [2x8cm-1] [Aromatics Filter]	Methane [150C] [74-82-8] [2x8cm-1] [Aromatics Filter] [SN110281261]	Water [150C] [7732-18-5] [2x8cm-1] [Aromatics Filter] [SN110281261]
			(C)	(ATM)	Con (ppm)	Con (ppb)	Con (ppm)	Con (ppm)	Con (ppm)
SPIKE_0000872.LAB	3/12/2020	19:17:02	150.0	0.979	51.266	-60.172	-0.060	0.088	1283.272
SPIKE_0000873.LAB	3/12/2020	19:17:17	150.0	0.978	51.387	-43.421	-0.043	0.098	1147.702
SPIKE_0000874.LAB	3/12/2020	19:17:31	149.9	0.978	51.228	-40.589	-0.041	0.070	1026.750
SPIKE_0000875.LAB	3/12/2020	19:17:46	149.9	0.979	51.216	-42.798	-0.043	0.092	940.720
SPIKE_0000876.LAB	3/12/2020	19:18:01	150.1	0.979	51.323	-55.045	-0.055	0.091	858.426
SPIKE_0000877.LAB	3/12/2020	19:18:16	150.1	0.979	51.399	-28.932	-0.029	0.084	763.079
SPIKE_0000878.LAB	3/12/2020	19:18:30	150.0	0.978	51.237	-42.436	-0.042	0.076	711.092
SPIKE_0000879.LAB	3/12/2020	19:18:45	150.1	0.978	51.223	-29.249	-0.029	0.081	660.763
SPIKE_0000880.LAB	3/12/2020	19:19:00	150.1	0.979	51.392	-47.063	-0.047	0.069	631.540
SPIKE_0000881.LAB	3/12/2020	19:19:14	150.1	0.979	51.259	-30.290	-0.030	0.071	587.077
SPIKE_0000882.LAB	3/12/2020	19:19:29	150.1	0.979	51.262	-43.690	-0.044	0.072	570.985
SPIKE_0000883.LAB	3/12/2020	19:19:44	150.1	0.979	51.284	-37.038	-0.037	0.082	533.172
SPIKE_0000884.LAB	3/12/2020	19:19:58	150.1	0.978	51.410	-36.062	-0.036	0.071	500.581
SPIKE_0000885.LAB	3/12/2020	19:20:13	150.0	0.979	51.260	-37.526	-0.038	0.076	486.829
SPIKE_0000886.LAB	3/12/2020	19:20:28	150.0	0.978	51.344	-28.381	-0.028	0.071	455.780
SPIKE_0000887.LAB	3/12/2020	19:20:43	150.1	0.979	51.386	-32.424	-0.032	0.061	442.402
SPIKE_0000888.LAB	3/12/2020	19:20:57	150.1	0.978	51.323	-37.736	-0.038	0.069	431.421
SPIKE_0000889.LAB	3/12/2020	19:21:12	150.1	0.979	51.420	-22.673	-0.023	0.074	416.919
SPIKE_0000890.LAB	3/12/2020	19:21:27	150.1	0.979	51.368	-29.871	-0.030	0.076	411.240
SPIKE_0000891.LAB	3/12/2020	19:21:41	150.0	0.978	51.320	-26.516	-0.027	0.065	397.550
SPIKE_0000892.LAB	3/12/2020	19:21:56	149.9	0.978	51.381	-29.673	-0.030	0.082	394.360
SPIKE_0000893.LAB	3/12/2020	19:22:11	150.0	0.979	51.329	-28.600	-0.029	0.067	379.628
SPIKE_0000894.LAB	3/12/2020	19:22:26	150.0	0.978	51.401	-29.258	-0.029	0.066	359.992
SPIKE_0000895.LAB	3/12/2020	19:22:40	150.0	0.978	51.423	-24.189	-0.024	0.082	364.524
SPIKE_0000896.LAB	3/12/2020	19:22:55	150.0	0.979	51.194	-13.617	-0.014	0.062	346.831
SPIKE_0000897.LAB	3/12/2020	19:23:10	150.0	0.979	51.291	-28.948	-0.029	0.082	340.232
SPIKE_0000898.LAB	3/12/2020	19:23:24	150.0	0.979	51.327	-24.875	-0.025	0.075	336.520
SPIKE_0000899.LAB	3/12/2020	19:23:39	150.0	0.978	51.363	-27.197	-0.027	0.058	441.209
SPIKE_0000900.LAB	3/12/2020	19:23:54	150.0	0.978	36.846	-19.755	-0.020	5.132	2311.378
SPIKE_0000901.LAB	3/12/2020	19:24:08	150.1	0.978	2.625	16.253	0.016	18.754	3545.001
SPIKE_0000902.LAB	3/12/2020	19:24:23	150.0	0.978	1.070	17.637	0.018	19.431	4036.905
SPIKE_0000903.LAB	3/12/2020	19:24:38	150.0	0.978	0.772	5.560	0.006	19.139	4284.704
SPIKE_0000904.LAB	3/12/2020	19:24:52	150.1	0.978	0.765	-1.251	-0.001	19.360	4605.962
SPIKE_0000905.LAB	3/12/2020	19:25:07	150.1	0.978	0.618	-4.495	-0.004	19.415	5698.871
SPIKE_0000906.LAB	3/12/2020	19:25:22	150.1	0.978	0.694	-13.815	-0.014	19.534	9445.172
SPIKE_0000907.LAB	3/12/2020	19:25:37	150.1	0.978	0.501	-18.551	-0.019	19.608	12622.692
SPIKE_0000908.LAB	3/12/2020	19:25:51	150.1	0.978	0.461	6.977	0.007	19.547	13804.061
SPIKE_0000909.LAB	3/12/2020	19:26:06	150.0	0.978	0.461	11.127	0.011	19.493	14261.669
SPIKE_0000910.LAB	3/12/2020	19:26:21	150.1	0.978	0.513	26.263	0.026	19.370	14532.423
SPIKE_0000911.LAB	3/12/2020	19:26:35	150.1	0.978	0.368	18.939	0.019	19.321	14619.457
SPIKE_0000912.LAB	3/12/2020	19:26:50	149.9	0.978	0.487	16.111	0.016	19.600	14700.637
SPIKE_0000913.LAB	3/12/2020	19:27:05	150.0	0.978	0.495	19.312	0.019	20.024	14844.084
SPIKE_0000914.LAB	3/12/2020	19:27:20	150.0	0.978	0.397	40.630	0.041	20.174	15034.804
SPIKE_0000915.LAB	3/12/2020	19:27:34	150.0	0.978	0.418	32.789	0.033	20.061	15263.106
SPIKE_0000916.LAB	3/12/2020	19:27:49	150.0	0.978	0.453	32.371	0.032	19.916	15437.905
SPIKE_0000917.LAB	3/12/2020	19:28:04	150.1	0.978	0.388	41.948	0.042	20.100	15532.300
SPIKE_0000918.LAB	3/12/2020	19:28:18	150.0	0.978	0.294	42.692	0.043	19.932	15571.320
SPIKE_0000919.LAB	3/12/2020	19:28:33	150.1	0.978	0.373	41.844	0.042	19.695	15529.639
SPIKE_0000920.LAB	3/12/2020	19:28:48	150.1	0.978	0.328	41.074	0.041	19.573	15486.043
SPIKE_0000921.LAB	3/12/2020	19:29:02	150.0	0.978	0.365	36.569	0.037	19.491	15534.651
SPIKE_0000922.LAB	3/12/2020	19:29:17	150.1	0.978	0.296	38.044	0.038	19.576	15629.065
SPIKE_0000923.LAB	3/12/2020	19:29:32	150.0	0.978	0.323	38.291	0.038	19.662	15788.179

Spectrum	Date	Time	Temp	Pressure	Ethane [150C] [74-84-0] [2x8cm-1] [Aromatics Filter]	Ethylene Oxide (ppb)	Ethylene Oxide [150C] [75-21-8] [2x8cm-1] [Aromatics Filter]	Methane [150C] [74-82-8] [2x8cm-1] [Aromatics Filter] [SN110281261]	Water [150C] [7732-18-5] [2x8cm-1] [Aromatics Filter] [SN110281261]
			(C)	(ATM)	Con (ppm)	Con (ppb)	Con (ppm)	Con (ppm)	Con (ppm)
SPIKE_0000924.LAB	3/12/2020	19:29:46	150.1	0.978	0.311	56.029	0.056	19.607	15954.530
SPIKE_0000925.LAB	3/12/2020	19:30:01	150.1	0.978	0.301	43.764	0.044	19.512	16043.095
SPIKE_0000926.LAB	3/12/2020	19:30:16	150.1	0.978	0.345	48.521	0.049	19.721	16031.971
SPIKE_0000927.LAB	3/12/2020	19:30:31	150.1	0.978	0.359	52.990	0.053	19.390	15954.279
SPIKE_0000928.LAB	3/12/2020	19:30:45	150.1	0.978	0.480	39.791	0.040	19.466	16110.139
SPIKE_0000929.LAB	3/12/2020	19:31:00	150.0	0.978	0.323	66.792	0.067	19.656	16180.035
NATIVE_0000930.LAB	3/12/2020	19:31:26	150.0	0.978	0.268	61.131	0.061	19.487	16207.334
NATIVE_0000931.LAB	3/12/2020	19:31:40	150.1	0.978	0.344	66.062	0.066	19.475	16242.234
NATIVE_0000932.LAB	3/12/2020	19:31:55	150.0	0.978	0.325	59.295	0.059	19.540	16260.283
NATIVE_0000933.LAB	3/12/2020	19:32:10	150.0	0.978	0.212	80.043	0.080	19.346	16269.509
NATIVE_0000934.LAB	3/12/2020	19:32:25	150.0	0.978	0.278	59.416	0.059	19.262	16294.856
NATIVE_0000935.LAB	3/12/2020	19:32:39	150.1	0.978	0.255	58.041	0.058	19.059	16321.902
NATIVE_0000936.LAB	3/12/2020	19:32:54	150.2	0.978	0.302	57.407	0.057	19.254	16343.359
NATIVE_0000937.LAB	3/12/2020	19:33:09	150.1	0.978	0.141	73.299	0.073	19.466	16361.454
NATIVE_0000938.LAB	3/12/2020	19:33:23	150.2	0.978	0.167	56.294	0.056	19.423	16362.877
NATIVE_0000939.LAB	3/12/2020	19:33:38	150.1	0.978	0.225	54.192	0.054	19.469	16370.469
NATIVE_0000940.LAB	3/12/2020	19:33:53	150.0	0.978	0.261	73.681	0.074	19.494	16382.817
NATIVE_0000941.LAB	3/12/2020	19:34:07	150.1	0.978	0.297	68.046	0.068	19.511	16409.139
NATIVE_0000942.LAB	3/12/2020	19:34:22	150.1	0.978	0.343	57.140	0.057	19.725	16414.177
NATIVE_0000943.LAB	3/12/2020	19:34:37	150.1	0.978	0.260	63.075	0.063	19.616	16438.425
NATIVE_0000944.LAB	3/12/2020	19:34:52	150.1	0.978	0.249	56.678	0.057	19.609	2114.737

MONTROSE AIR QUALITY SERVICES

FTIR FIELD DATA QA/QC SUMMARY

Company: Medline
Location: Waukegan, IL
Source: Inlet #1
Test Date: 3/10/2020

Operator: D. Chapman

FTIR Instrument: MKS Instruments
FTIR Model: MKS - Model 2030
FTIR S/N: 4462
Pathlength: 5.11
Temperature: 150 Deg C
Pressure: 0.9-1.0 ATM
Cell Volume: 200 mL
Computer: T-16 Computer -1
Data Path: Olt\Excel_Word
Major Compound: Ethylene Oxide

QA/QC Parameter	Date Performed	Result	Pass Criteria	Comments
Setup Menu	3/10/2020	N/A	N/A	Recorded in Word File
System Leak Check	3/10/2020	< 200 ml/min	Y	Recorded in Word File
Positive Leak Check	3/10/2020	null at 0.5 PSIG	Y	Recorded in Word File
System Pathlength	3/10/2020	5.11 meters	Y	CTS +/- 5 %
System Flow Rate	3/10/2020	6 LPM	N/A	Recorded in Word File
FTIR Resolution	3/10/2020	0.5	N/A	Recorded in Word File
Apodization Function	3/10/2020	med Norton Beer	N/A	Recorded in Word File
Scan Time	3/10/2020	64	N/A	Recorded in Excel File
Sample Conditioning System - Dilution	3/10/2020	N/A	N/A	SF6 Tracer Gas
FTIR Linearization	3/10/2020	Pass	Zero @ 300 and 2900	PET Filter
Health Check Utility	3/10/2020	Pass	Y	Recorded in Word File
Instrument Monitor Check				
Intensity - Pretest	3/10/2020	1.82	Y	Recorded in Word File
Intensity- Posttest	3/10/2020	1.82	Y	Recorded in Word File
S/N Ratio Test - Pretest	3/10/2020	715/1392/925	Y	4 scans / res 0.5
S/N Ratio Test - Pretest	3/10/2020	2947/5280/3658	Y	64 scans / res 0.5
Laser Frequency	3/10/2020	15798.326	Y	Recorded in Word File
FWHH (cm-1)	3/10/2020	0.49	Y	Recorded in Word File
Water Line (cm-1)	3/10/2020	3920	Y	Recorded in Word File
Peak analysis				
Ambient Air/Water Vapor	3/10/2020	Peak @ 3920	Y	Recorded in Word File
Baseline				
Nitrogen	3/10/2020	< 0.005 AU	Y	Recorded in Excel File
Background Spectra Recorded	3/10/2020	Y	N/A	Recorded in Excel File
Calibration Transfer Standard Instrument Check				
Ethylene 100 ppm	3/10/2020	~100	Y	Recorded in Excel File
Calibration Transfer Standard - Sampling System Check				
Ethylene 100 ppm	3/10/2020	~100	Y	Recorded in Excel File
Analyte Gases				
EtOH, MeOH,Acetaldehyde, Acrolein, EtAc ~ 50 ppm	3/10/2020	~50	Y	Recorded in Excel File
Dynamic Spiking ~ 90 % Stack Gas/ 10 % Cal	3/10/2020	90-100	Y	Must be between 70 and 130 %
System Response Time, sec (plus scan time)	3/10/2020	29	N/A	Recorded in Excel File

MONTROSE AIR QUALITY SERVICES

FTIR FIELD QA/QC DATA

Company: Medline
Location: Waukegan, IL
Source: Inlet #1
Date: 03/10/20

Parameter	Check Std Ethylene Oxide ppm wb	CTS Ethylene ppm wb	Recovery (%)	M320/ASTM)A/QC Requiremer	Pass
System LOD - MDL	0.389	N/A	N/A	N/A	Y
System LOQ - 3X MDL	1.17	N/A	N/A	N/A	Y
FTIR Zero Instrument	-0.02	N/A	N/A	N/A	Y
FTIR Zero System Pre-test	1.99	N/A	N/A	N/A	Y
FTIR Zero System Post-test	-0.42	N/A	N/A	N/A	Y
FTIR Check Std Instrument	5045.85	N/A	-0.60	+/- 5 % or 5 ppm	Y
FTIR Check Std Pre-test System	5036.97	N/A	-0.77	+/- 5 % or 5 ppm	Y
FTIR Check Std Post-test System	5079.03	N/A	0.06	+/- 5 % or 5 ppm	Y
Spike Recovery, %	100.12	N/A	N/A	+/- 30 %	Y
CTS Instrument	N/A	102.18	-1.29	+/- 5 %	Y
CTS Pretest System	N/A	102.04	-1.43	+/- 5 %	Y
CTS Posttest System	N/A	102.22	-1.26	+/- 5 %	Y

Instrument	
Laser Frequency	15798.326
FWHH (cm-1)	0.49
Water Line (cm-1)	3920

Check Standard Cylinder	Ethylene Oxide	SF6
SX32969	5076.00	10.050

CTS	Ethylene	SF6
ALM024437	103.50	5.200

MONTROSE AIR QUALITY SERVICES

FTIR FIELD QA/QC DATA

Company: Medline
Location: Waukegan, IL
Source: Inlet #1
Date: 03/11/20

Parameter	Check Std Ethylene Oxide ppm wb	CTS Ethylene ppm wb	Recovery (%)	M320/ASTM QA/QC Requiremer	Pass
System LOD - MDL	0.389	N/A	N/A	N/A	Y
System LOQ - 3X MDL	1.17	N/A	N/A	N/A	Y
FTIR Zero Instrument	-0.75	N/A	N/A	N/A	Y
FTIR Zero System Pre-test	-3.06	N/A	N/A	N/A	Y
FTIR Zero System Post-test	0.95	N/A	N/A	N/A	Y
FTIR Check Std Instrument	5072.98	N/A	-0.06	+/- 5 % or 5 ppm	Y
FTIR Check Std Pre-test System	5059.31	N/A	-0.33	+/- 5 % or 5 ppm	Y
FTIR Check Std Post-test System	5069.18	N/A	-0.13	+/- 5 % or 5 ppm	Y
Spike Recovery, %	100.12	N/A	N/A	+/- 30 %	Y
CTS Instrument	N/A	102.40	-1.08	+/- 5 %	Y
CTS Pretest System	N/A	102.49	-0.99	+/- 5 %	Y
CTS Posttest System	N/A	102.22	-1.25	+/- 5 %	Y

Instrument	
Laser Frequency	15798.326
FWHH (cm-1)	0.49
Water Line (cm-1)	3920

Check Standard Cylinder	Ethylene Oxide	SF6
SX32969	5076.00	10.050

CTS	Ethylene	SF6
ALM024437	103.50	5.200

MONTROSE AIR QUALITY SERVICES

FTIR FIELD QA/QC DATA

Company: Medline
Location: Waukegan, IL
Source: Inlet #1
Date: 03/12/20

Parameter	Check Std Ethylene Oxide ppm wb	CTS Ethylene ppm wb	Recovery (%)	M320/ASTM)A/QC Requiremer	Pass
System LOD - MDL	0.389	N/A	N/A	N/A	Y
System LOQ - 3X MDL	1.17	N/A	N/A	N/A	Y
FTIR Zero Instrument	-0.29	N/A	N/A	N/A	Y
FTIR Zero System Pre-test	4.15	N/A	N/A	N/A	Y
FTIR Zero System Post-test	0.12	N/A	N/A	N/A	Y
FTIR Check Std Instrument	5068.43	N/A	-0.15	+/- 5 % or 5 ppm	Y
FTIR Check Std Pre-test System	5063.60	N/A	-0.24	+/- 5 % or 5 ppm	Y
FTIR Check Std Post-test System	5059.70	N/A	-0.32	+/- 5 % or 5 ppm	Y
Spike Recovery, %	100.12	N/A	N/A	+/- 30 %	Y
CTS Instrument	N/A	102.25	-1.22	+/- 5 %	Y
CTS Pretest System	N/A	103.17	-0.32	+/- 5 %	Y
CTS Posttest System	N/A	102.59	-0.88	+/- 5 %	Y

Instrument	
Laser Frequency	15798.326
FWHH (cm-1)	0.48
Water Line (cm-1)	3920

Check Standard Cylinder	Ethylene Oxide	SF6
SX32969	5076.00	10.050

CTS	Ethylene	SF6
ALM024437	103.50	5.200

MONTROSE AIR QUALITY SERVICES

USEPA Method 320 CTS System Data

Company: Medline
Location: Waukegan, IL
Source: Inlet #1

Run Number	Date	Run Time	Pretest Clock time	Pretest Spectra	Pretest CTS-Ethylene (ppm v wb)	Posttest Clock time	Posttest Spectra	Posttest CTS-Ethylene (ppm v wb)	Pass Criteria (Y/N)
1	3/10/2020	08:21-18:34	6:45	83	102.0	19:11	904	102.2	Y
2	3/11/2020	08:35-18:30	6:41	1092	102.5	18:54	1847	102.2	Y
3	3/12/2020	08:10-18:30	7:02	2093	103.2	19:25	2903	102.6	Y

CTS Cylinder	Ethylene, ppm	Ethylene Upper Limit, ppm	Ethylene Lower Limit, ppm	SF6, ppm
ALM024437	**103.5**	**108.7**	**98.3**	**5.200**

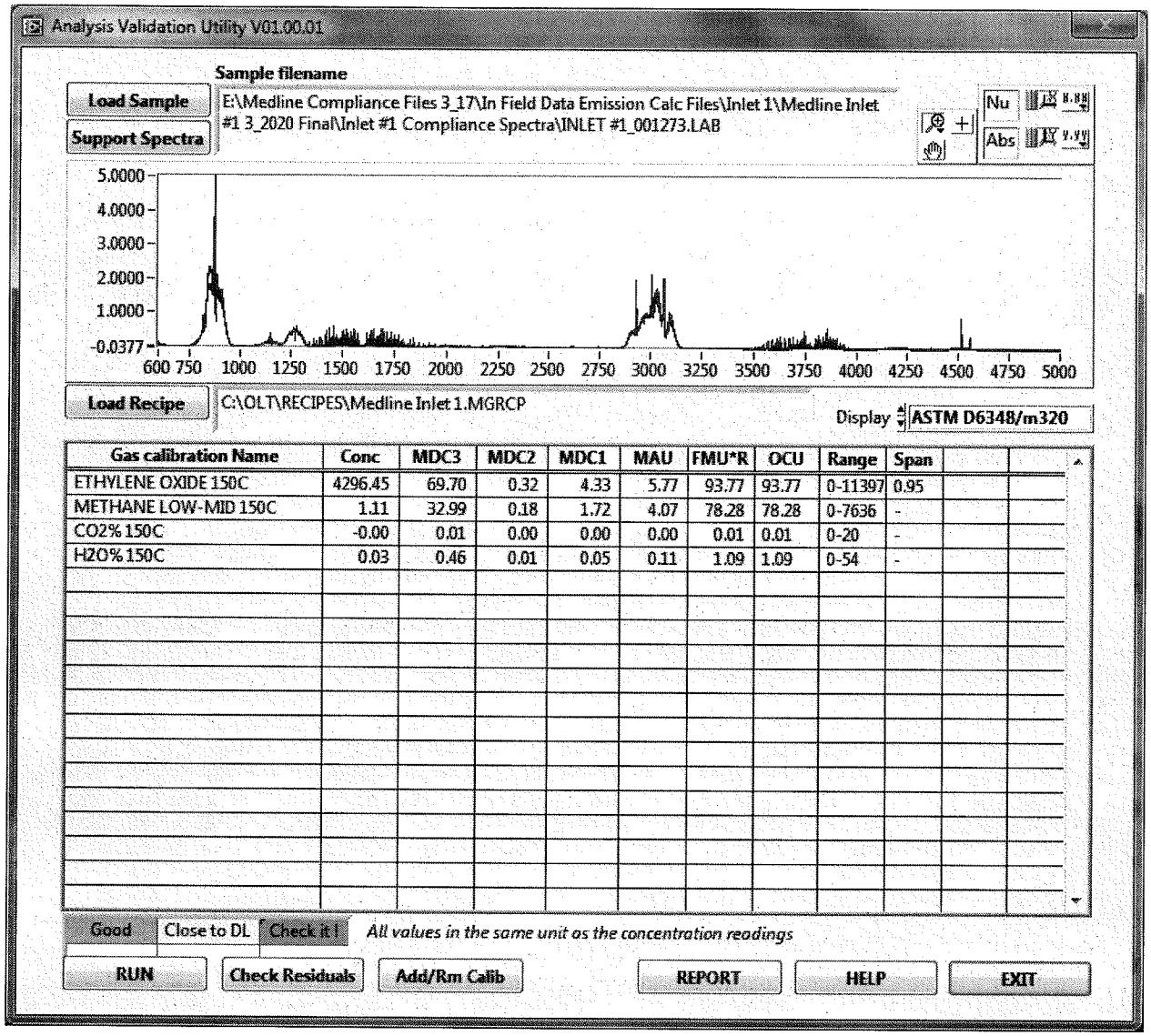

Inlet #1

3/11/2020

Run 2 - #1273

3/11/2020 @ 10:00

Result in field – 4224 ppm ethylene oxide – Inlet #1

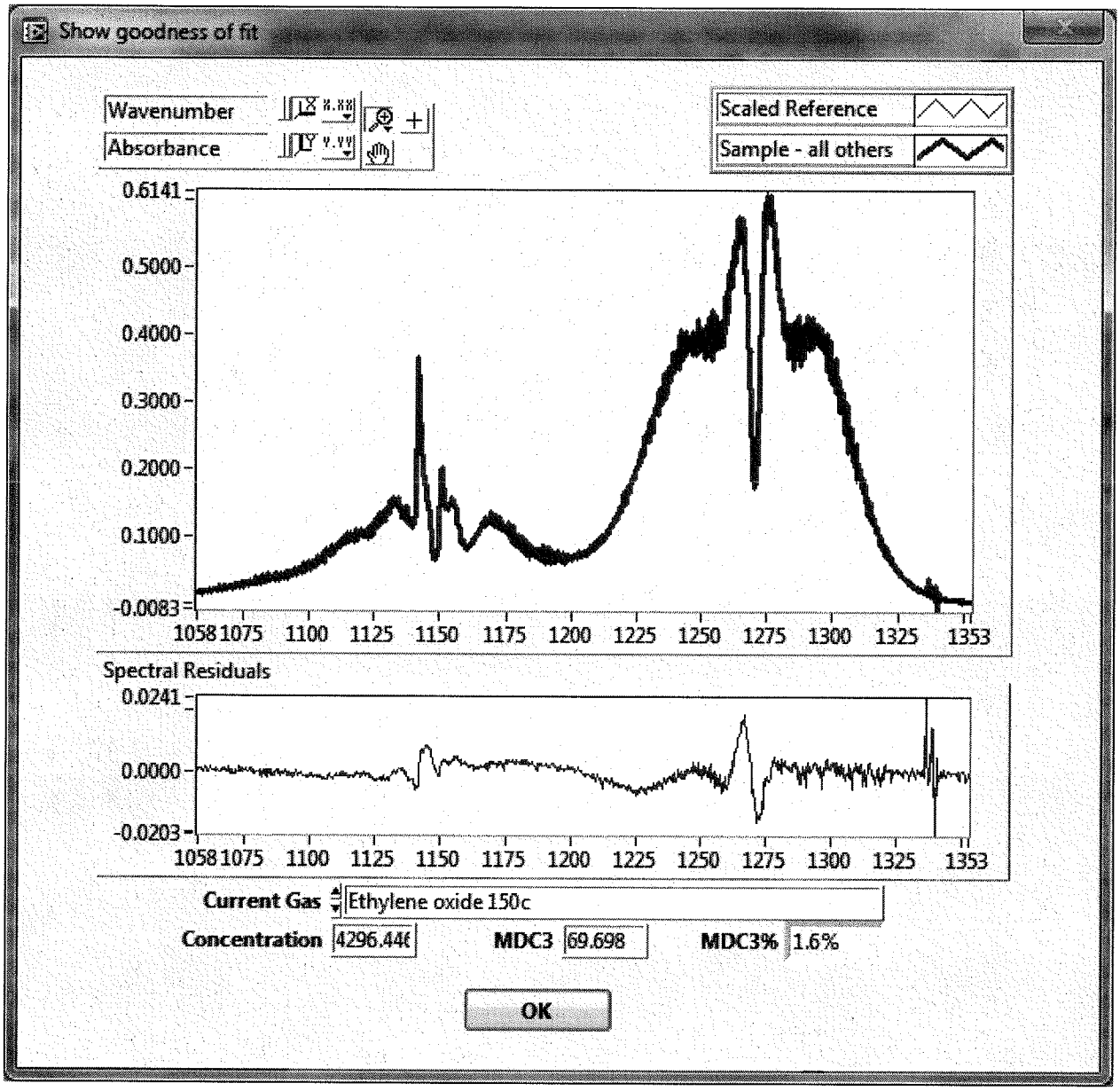
Show goodness of fit
Wavenumber
Absorbance
Scaled Reference
Sample - all others
0.6141
0.5000
0.4000
0.3000
0.2000
0.1000
-0.0083
1058 1075 1100 1125 1150 1175 1200 1225 1250 1275 1300 1325 1353
Spectral Residuals
0.0241
0.0000
-0.0203
1058 1075 1100 1125 1150 1175 1200 1225 1250 1275 1300 1325 1353
Current Gas
Ethylene oxide 150c
Concentration
4296.44(
MDC3
69.698
MDC3%
1.6%
OK

FTIR Field Data

Company: Medline
Location: Waukegan, IL
Source: Inlet #1
Date: 3/10/2020
Run: 1
Time: 08:21-18:34

Spectrum	Date	Time	Ethylene Oxide ppmv wb	Methane ppmv wb	CO2 % vol wb	Water % vol
INLET #1_000223.LAB	3/10/2020	8:21	1,887.5	1.79	0.01	0.02
INLET #1_000224.LAB	3/10/2020	8:22	1,877.7	1.55	0.01	0.01
INLET #1_000225.LAB	3/10/2020	8:23	1,870.0	1.77	0.01	0.01
INLET #1_000226.LAB	3/10/2020	8:24	1,856.6	1.56	0.01	0.02
INLET #1_000227.LAB	3/10/2020	8:25	2,820.3	1.07	0.01	0.04
INLET #1_000228.LAB	3/10/2020	8:26	5,621.0	0.72	0.00	0.05
INLET #1_000229.LAB	3/10/2020	8:27	5,746.2	1.16	0.00	0.06
INLET #1_000230.LAB	3/10/2020	8:28	5,729.7	0.51	0.00	0.05
INLET #1_000231.LAB	3/10/2020	8:29	5,729.7	1.57	0.01	0.02
INLET #1_000232.LAB	3/10/2020	8:30	5,729.7	1.46	0.01	0.02
INLET #1_000233.LAB	3/10/2020	8:31	5,729.7	1.51	0.01	0.01
INLET #1_000234.LAB	3/10/2020	8:32	5,729.7	1.60	0.01	0.01
INLET #1_000235.LAB	3/10/2020	8:33	9,311.4	0.66	0.00	0.04
INLET #1_000236.LAB	3/10/2020	8:34	9,476.9	1.73	0.00	0.04
INLET #1_000237.LAB	3/10/2020	8:35	9,636.0	2.37	0.00	0.04
INLET #1_000238.LAB	3/10/2020	8:36	9,849.4	1.15	0.00	0.04
INLET #1_000239.LAB	3/10/2020	8:37	9,290.1	1.38	0.00	0.04
INLET #1_000240.LAB	3/10/2020	8:38	6,382.7	1.16	0.00	0.05
INLET #1_000241.LAB	3/10/2020	8:39	5,746.0	0.88	0.00	0.05
INLET #1_000242.LAB	3/10/2020	8:40	5,616.8	1.17	0.00	0.05
INLET #1_000243.LAB	3/10/2020	8:41	5,702.2	0.51	0.00	0.05
INLET #1_000244.LAB	3/10/2020	8:42	6,201.2	0.94	0.01	0.05
INLET #1_000245.LAB	3/10/2020	8:43	6,527.7	1.56	0.00	0.05
INLET #1_000246.LAB	3/10/2020	8:44	6,068.1	1.08	0.00	0.05
INLET #1_000247.LAB	3/10/2020	8:45	5,895.2	0.79	0.00	0.05
INLET #1_000248.LAB	3/10/2020	8:46	6,138.4	0.78	0.00	0.05
INLET #1_000249.LAB	3/10/2020	8:47	6,200.0	1.08	0.00	0.05
INLET #1_000250.LAB	3/10/2020	8:48	7,811.3	2.19	0.00	0.04
INLET #1_000251.LAB	3/10/2020	8:49	8,600.0	0.53	0.00	0.03
INLET #1_000252.LAB	3/10/2020	8:50	9,223.2	-0.19	0.00	0.04
INLET #1_000253.LAB	3/10/2020	8:51	9,645.1	1.89	0.00	0.03
INLET #1_000254.LAB	3/10/2020	8:52	10,020.4	1.88	0.00	0.03
INLET #1_000255.LAB	3/10/2020	8:53	9,491.5	-1.22	0.00	0.03
INLET #1_000256.LAB	3/10/2020	8:54	8,096.4	0.07	0.00	0.02
INLET #1_000257.LAB	3/10/2020	8:55	8,091.3	-0.65	0.00	0.02
INLET #1_000258.LAB	3/10/2020	8:56	7,124.0	0.73	0.01	0.03
INLET #1_000259.LAB	3/10/2020	8:57	6,584.2	1.27	0.01	0.04
INLET #1_000260.LAB	3/10/2020	8:58	6,548.5	0.74	0.01	0.04
INLET #1_000261.LAB	3/10/2020	8:59	6,757.3	0.71	0.01	0.03
INLET #1_000262.LAB	3/10/2020	9:00	6,893.4	0.39	0.01	0.03
INLET #1_000263.LAB	3/10/2020	9:01	5,772.2	0.58	0.01	0.04
INLET #1_000264.LAB	3/10/2020	9:02	5,552.3	0.82	0.01	0.04
INLET #1_000265.LAB	3/10/2020	9:03	5,598.2	0.74	0.01	0.04
INLET #1_000266.LAB	3/10/2020	9:04	5,645.0	0.67	0.01	0.04
INLET #1_000267.LAB	3/10/2020	9:05	5,702.4	0.15	0.01	0.04
INLET #1_000268.LAB	3/10/2020	9:06	5,742.6	0.94	0.01	0.04
INLET #1_000269.LAB	3/10/2020	9:07	6,960.7	0.33	0.01	0.03
INLET #1_000270.LAB	3/10/2020	9:08	7,906.7	0.54	0.01	0.03
INLET #1_000271.LAB	3/10/2020	9:09	7,932.7	0.21	0.00	0.03
INLET #1_000272.LAB	3/10/2020	9:10	6,522.9	-0.11	0.00	0.02
INLET #1_000273.LAB	3/10/2020	9:11	6,398.0	-0.29	0.00	0.02
INLET #1_000274.LAB	3/10/2020	9:12	6,457.9	-0.19	0.00	0.02
INLET #1_000275.LAB	3/10/2020	9:13	5,887.2	0.58	0.00	0.02
INLET #1_000276.LAB	3/10/2020	9:14	5,614.0	-0.15	0.00	0.03
INLET #1_000277.LAB	3/10/2020	9:15	5,627.3	-0.75	0.00	0.02
INLET #1_000278.LAB	3/10/2020	9:16	5,475.3	0.37	0.00	0.00
INLET #1_000279.LAB	3/10/2020	9:17	5,398.8	0.76	0.00	0.00
INLET #1_000280.LAB	3/10/2020	9:18	5,771.0	-0.12	0.00	0.02
INLET #1_000281.LAB	3/10/2020	9:19	6,345.3	0.27	0.00	0.02
INLET #1_000282.LAB	3/10/2020	9:20	6,432.4	0.09	0.00	0.02
INLET #1_000283.LAB	3/10/2020	9:21	6,484.3	0.29	0.00	0.02
INLET #1_000284.LAB	3/10/2020	9:22	6,566.4	0.34	0.00	0.01
INLET #1_000285.LAB	3/10/2020	9:23	6,620.1	0.44	0.00	0.02
INLET #1_000286.LAB	3/10/2020	9:24	6,652.3	-0.38	0.00	0.01
INLET #1_000287.LAB	3/10/2020	9:25	6,728.3	0.44	0.00	0.01
INLET #1_000288.LAB	3/10/2020	9:26	6,835.0	0.53	0.00	0.01
INLET #1_000289.LAB	3/10/2020	9:27	5,658.7	0.16	0.00	0.02
INLET #1_000290.LAB	3/10/2020	9:28	4,955.3	-0.03	0.00	0.00
INLET #1_000291.LAB	3/10/2020	9:29	4,705.5	0.01	0.00	0.01
INLET #1_000292.LAB	3/10/2020	9:30	4,920.7	0.19	0.00	0.01
INLET #1_000293.LAB	3/10/2020	9:31	5,457.3	-0.67	0.00	0.03
INLET #1_000294.LAB	3/10/2020	9:32	4,828.1	-0.12	0.00	0.00
INLET #1_000295.LAB	3/10/2020	9:33	4,791.6	0.34	0.00	0.00
INLET #1_000296.LAB	3/10/2020	9:34	4,965.2	0.30	0.00	0.00
INLET #1_000297.LAB	3/10/2020	9:35	5,015.7	0.22	0.00	0.00
INLET #1_000298.LAB	3/10/2020	9:36	4,896.6	0.16	0.00	0.01
INLET #1_000299.LAB	3/10/2020	9:37	4,856.5	-0.23	0.00	0.01
INLET #1_000300.LAB	3/10/2020	9:38	5,115.1	0.33	0.00	0.00
INLET #1_000301.LAB	3/10/2020	9:39	5,300.3	0.12	0.00	0.00

FTIR Field Data

Company: Medline
Location: Waukegan, IL
Source: Inlet #1
Date: 3/10/2020
Run: 1
Time: 08:21-18:34

Spectrum	Date	Time	Ethylene Oxide ppmv wb	Methane ppmv wb	CO2 % vol wb	Water % vol
INLET #1_000302.LAB	3/10/2020	9:40	5,364.9	0.60	0.00	0.00
INLET #1_000303.LAB	3/10/2020	9:41	5,380.5	0.34	0.00	0.00
INLET #1_000304.LAB	3/10/2020	9:42	5,267.7	0.55	0.00	0.00
INLET #1_000305.LAB	3/10/2020	9:43	5,418.8	-0.07	0.00	0.00
INLET #1_000306.LAB	3/10/2020	9:44	5,545.8	0.68	0.00	0.00
INLET #1_000307.LAB	3/10/2020	9:45	5,585.6	0.93	0.00	0.00
INLET #1_000308.LAB	3/10/2020	9:46	5,618.1	0.01	0.00	0.00
INLET #1_000309.LAB	3/10/2020	9:47	5,577.9	0.55	0.00	0.00
INLET #1_000310.LAB	3/10/2020	9:48	5,713.2	-0.18	0.00	0.02
INLET #1_000311.LAB	3/10/2020	9:49	5,804.5	0.59	0.00	0.02
INLET #1_000312.LAB	3/10/2020	9:50	5,162.5	-0.11	0.00	0.00
INLET #1_000313.LAB	3/10/2020	9:51	4,679.0	0.33	0.00	0.00
INLET #1_000314.LAB	3/10/2020	9:52	4,502.2	0.36	0.00	0.00
INLET #1_000315.LAB	3/10/2020	9:53	4,639.2	0.47	0.00	0.00
INLET #1_000316.LAB	3/10/2020	9:54	4,610.1	0.21	0.00	0.00
INLET #1_000317.LAB	3/10/2020	9:55	4,488.1	0.26	0.00	0.00
INLET #1_000318.LAB	3/10/2020	9:56	4,363.9	-0.05	0.00	0.01
INLET #1_000319.LAB	3/10/2020	9:57	4,311.7	-0.09	0.00	0.01
INLET #1_000320.LAB	3/10/2020	9:58	4,246.7	0.12	0.00	0.01
INLET #1_000321.LAB	3/10/2020	9:59	4,123.4	0.22	0.00	0.01
INLET #1_000322.LAB	3/10/2020	10:00	4,122.1	0.46	0.00	0.01
INLET #1_000323.LAB	3/10/2020	10:01	4,201.6	0.11	0.00	0.01
INLET #1_000324.LAB	3/10/2020	10:02	4,194.4	0.27	0.00	0.01
INLET #1_000325.LAB	3/10/2020	10:03	4,267.2	0.01	0.00	0.00
INLET #1_000326.LAB	3/10/2020	10:04	4,136.4	0.01	0.00	0.01
INLET #1_000327.LAB	3/10/2020	10:05	4,073.4	0.33	0.00	0.01
INLET #1_000328.LAB	3/10/2020	10:06	4,152.2	0.17	0.00	0.00
INLET #1_000329.LAB	3/10/2020	10:07	4,220.2	0.27	0.00	0.00
INLET #1_000330.LAB	3/10/2020	10:08	4,220.9	0.04	0.00	0.00
INLET #1_000331.LAB	3/10/2020	10:09	4,229.0	-0.20	0.00	0.00
INLET #1_000332.LAB	3/10/2020	10:10	4,213.5	-0.25	0.00	0.00
INLET #1_000333.LAB	3/10/2020	10:11	4,115.7	0.11	0.00	0.01
INLET #1_000334.LAB	3/10/2020	10:12	3,860.3	3.05	0.00	0.04
INLET #1_000335.LAB	3/10/2020	10:13	3,666.3	2.52	0.00	0.03
INLET #1_000336.LAB	3/10/2020	10:14	3,594.3	2.63	0.00	0.03
INLET #1_000337.LAB	3/10/2020	10:15	3,695.5	2.82	0.00	0.03
INLET #1_000338.LAB	3/10/2020	10:16	4,135.4	-0.21	0.00	0.01
INLET #1_000339.LAB	3/10/2020	10:17	4,885.0	0.26	0.00	0.00
INLET #1_000340.LAB	3/10/2020	10:18	5,510.9	-0.06	0.00	0.00
INLET #1_000341.LAB	3/10/2020	10:19	5,762.9	-0.08	0.00	0.02
INLET #1_000342.LAB	3/10/2020	10:20	5,940.3	0.02	0.00	0.01
INLET #1_000343.LAB	3/10/2020	10:21	6,666.4	-0.71	0.00	0.01
INLET #1_000344.LAB	3/10/2020	10:22	6,354.4	-0.34	0.00	0.01
INLET #1_000345.LAB	3/10/2020	10:23	6,069.2	0.04	0.00	0.02
INLET #1_000346.LAB	3/10/2020	10:24	5,525.4	-0.41	0.00	-0.01
INLET #1_000347.LAB	3/10/2020	10:25	4,512.5	-0.17	0.00	0.00
INLET #1_000348.LAB	3/10/2020	10:26	4,130.9	0.01	0.00	0.00
INLET #1_000349.LAB	3/10/2020	10:27	3,950.4	3.08	0.00	0.04
INLET #1_000350.LAB	3/10/2020	10:28	3,883.3	3.28	0.00	0.03
INLET #1_000351.LAB	3/10/2020	10:29	3,881.9	3.09	0.00	0.04
INLET #1_000352.LAB	3/10/2020	10:30	3,863.3	3.19	0.00	0.03
INLET #1_000353.LAB	3/10/2020	10:31	3,839.4	3.07	0.00	0.03
INLET #1_000354.LAB	3/10/2020	10:32	3,874.0	2.86	0.00	0.03
INLET #1_000355.LAB	3/10/2020	10:33	3,914.5	3.20	0.00	0.03
INLET #1_000356.LAB	3/10/2020	10:34	3,816.8	2.96	0.00	0.03
INLET #1_000357.LAB	3/10/2020	10:35	3,737.5	2.87	0.00	0.03
INLET #1_000358.LAB	3/10/2020	10:36	4,364.3	-0.13	0.00	0.00
INLET #1_000359.LAB	3/10/2020	10:37	4,555.9	-0.10	0.00	0.00
INLET #1_000360.LAB	3/10/2020	10:38	4,456.7	0.00	0.00	0.00
INLET #1_000361.LAB	3/10/2020	10:39	4,470.7	0.04	0.00	-0.01
INLET #1_000362.LAB	3/10/2020	10:40	4,617.5	-0.19	0.00	0.00
INLET #1_000363.LAB	3/10/2020	10:41	4,772.1	-0.18	0.00	0.00
INLET #1_000364.LAB	3/10/2020	10:42	5,323.2	-0.03	0.00	-0.01
INLET #1_000365.LAB	3/10/2020	10:43	5,385.0	-0.02	0.00	-0.01
INLET #1_000366.LAB	3/10/2020	10:44	5,658.2	0.12	0.00	-0.01
INLET #1_000367.LAB	3/10/2020	10:45	5,574.0	0.39	0.00	-0.01
INLET #1_000368.LAB	3/10/2020	10:46	5,362.6	-0.23	0.00	-0.01
INLET #1_000369.LAB	3/10/2020	10:47	4,977.0	-0.02	0.00	0.00
INLET #1_000370.LAB	3/10/2020	10:48	4,298.1	0.07	0.00	0.01
INLET #1_000371.LAB	3/10/2020	10:49	3,983.2	2.97	0.00	0.03
INLET #1_000372.LAB	3/10/2020	10:50	3,833.4	2.89	0.00	0.03
INLET #1_000373.LAB	3/10/2020	10:51	3,745.3	2.68	0.00	0.03
INLET #1_000374.LAB	3/10/2020	10:52	9,000.7	-1.32	0.00	0.03
INLET #1_000375.LAB	3/10/2020	10:53	9,271.6	0.94	0.00	0.04
INLET #1_000376.LAB	3/10/2020	10:54	9,160.1	0.52	0.00	0.04
INLET #1_000377.LAB	3/10/2020	10:55	9,279.9	0.51	0.00	0.05
INLET #1_000378.LAB	3/10/2020	10:56	10,832.2	0.34	0.00	0.04
INLET #1_000379.LAB	3/10/2020	10:57	4,745.8	-5.03	0.00	0.04
INLET #1_000380.LAB	3/10/2020	10:58	2,763.4	2.33	0.00	0.01

FTIR Field Data

Company: Medline
Location: Waukegan, IL
Source: Inlet #1
Date: 3/10/2020
Run: 1
Time: 08:21-18:34

Spectrum	Date	Time	Ethylene Oxide ppmv wb	Methane ppmv wb	CO2 % vol wb	Water % vol
INLET #1_000381.LAB	3/10/2020	10:59	2,749.2	2.30	0.00	0.01
INLET #1_000382.LAB	3/10/2020	11:00	2,726.9	2.19	0.00	0.01
INLET #1_000383.LAB	3/10/2020	11:01	2,716.2	2.18	0.00	0.01
INLET #1_000384.LAB	3/10/2020	11:02	3,942.8	0.67	0.00	0.03
INLET #1_000385.LAB	3/10/2020	11:03	7,712.9	1.25	0.00	0.03
INLET #1_000386.LAB	3/10/2020	11:04	8,074.8	-1.67	0.00	0.02
INLET #1_000387.LAB	3/10/2020	11:05	8,386.0	-0.97	0.00	0.02
INLET #1_000388.LAB	3/10/2020	11:06	7,982.3	1.49	0.00	0.03
INLET #1_000389.LAB	3/10/2020	11:07	7,044.3	0.75	0.00	0.04
INLET #1_000390.LAB	3/10/2020	11:08	6,481.4	1.04	0.00	0.04
INLET #1_000391.LAB	3/10/2020	11:09	6,291.0	0.75	0.00	0.04
INLET #1_000392.LAB	3/10/2020	11:10	6,151.6	1.22	0.00	0.02
INLET #1_000393.LAB	3/10/2020	11:11	6,153.9	0.37	0.00	0.04
INLET #1_000394.LAB	3/10/2020	11:12	7,237.7	0.84	0.00	0.03
INLET #1_000395.LAB	3/10/2020	11:13	8,578.1	-0.75	0.00	0.02
INLET #1_000396.LAB	3/10/2020	11:14	8,949.8	-0.92	0.00	0.03
INLET #1_000397.LAB	3/10/2020	11:15	9,170.9	0.36	0.00	0.03
INLET #1_000396.LAB	3/10/2020	11:16	10,135.3	0.14	0.00	0.02
INLET #1_000399.LAB	3/10/2020	11:17	10,904.3	-0.76	0.00	0.02
INLET #1_000400.LAB	3/10/2020	11:18	11,783.6	-1.02	0.00	0.01
INLET #1_000401.LAB	3/10/2020	11:19	11,523.2	1.40	0.00	0.01
INLET #1_000402.LAB	3/10/2020	11:20	10,667.2	0.15	0.00	0.02
INLET #1_000403.LAB	3/10/2020	11:21	8,246.5	-1.02	0.00	0.03
INLET #1_000404.LAB	3/10/2020	11:22	7,399.7	1.10	0.00	0.04
INLET #1_000405.LAB	3/10/2020	11:23	7,231.2	0.16	0.00	0.04
INLET #1_000406.LAB	3/10/2020	11:24	7,168.9	0.53	0.00	0.03
INLET #1_000407.LAB	3/10/2020	11:25	7,138.7	0.42	0.00	0.03
INLET #1_000408.LAB	3/10/2020	11:26	7,156.0	1.25	0.00	0.04
INLET #1_000409.LAB	3/10/2020	11:27	7,311.1	0.48	0.00	0.03
INLET #1_000410.LAB	3/10/2020	11:28	7,129.8	1.34	0.00	0.04
INLET #1_000411.LAB	3/10/2020	11:29	6,622.8	1.24	0.00	0.01
INLET #1_000412.LAB	3/10/2020	11:30	6,171.6	0.16	0.00	0.05
INLET #1_000413.LAB	3/10/2020	11:31	6,050.4	0.97	0.00	0.04
INLET #1_000414.LAB	3/10/2020	11:32	6,802.7	0.76	0.00	0.04
INLET #1_000415.LAB	3/10/2020	11:33	6,928.5	0.74	0.00	0.04
INLET #1_000416.LAB	3/10/2020	11:34	6,988.6	0.53	0.00	0.04
INLET #1_000417.LAB	3/10/2020	11:35	7,047.0	1.13	0.00	0.04
INLET #1_000418.LAB	3/10/2020	11:36	7,083.1	1.19	0.00	0.04
INLET #1_000419.LAB	3/10/2020	11:37	7,105.6	0.87	0.00	0.04
INLET #1_000420.LAB	3/10/2020	11:38	7,316.3	0.64	0.00	0.04
INLET #1_000421.LAB	3/10/2020	11:39	7,822.4	0.52	0.00	0.04
INLET #1_000422.LAB	3/10/2020	11:40	8,186.2	-0.17	0.00	0.02
INLET #1_000423.LAB	3/10/2020	11:41	8,369.4	-0.40	0.00	0.02
INLET #1_000424.LAB	3/10/2020	11:42	8,335.1	-0.76	0.00	0.03
INLET #1_000425.LAB	3/10/2020	11:43	7,358.0	0.71	0.00	0.03
INLET #1_000426.LAB	3/10/2020	11:44	6,452.1	0.27	0.00	0.04
INLET #1_000427.LAB	3/10/2020	11:45	6,227.5	0.69	0.00	0.04
INLET #1_000428.LAB	3/10/2020	11:46	6,175.8	0.55	0.00	0.04
INLET #1_000429.LAB	3/10/2020	11:47	6,128.3	0.34	0.00	0.04
INLET #1_000430.LAB	3/10/2020	11:48	6,124.0	0.65	0.00	0.04
INLET #1_000431.LAB	3/10/2020	11:49	6,159.6	0.63	0.00	0.05
INLET #1_000432.LAB	3/10/2020	11:50	6,275.1	0.12	0.00	0.04
INLET #1_000433.LAB	3/10/2020	11:51	6,395.9	0.51	0.00	0.04
INLET #1_000434.LAB	3/10/2020	11:52	7,050.8	0.67	0.00	0.04
INLET #1_000435.LAB	3/10/2020	11:53	7,519.3	1.85	0.00	0.04
INLET #1_000436.LAB	3/10/2020	11:54	7,859.9	1.09	0.00	0.03
INLET #1_000437.LAB	3/10/2020	11:55	7,981.4	0.80	0.00	0.03
INLET #1_000438.LAB	3/10/2020	11:56	7,954.3	0.48	0.00	0.03
INLET #1_000439.LAB	3/10/2020	11:57	7,968.3	0.71	0.00	0.03
INLET #1_000440.LAB	3/10/2020	11:58	8,020.9	0.57	0.00	0.03
INLET #1_000441.LAB	3/10/2020	11:59	7,939.4	0.30	0.00	0.03
INLET #1_000442.LAB	3/10/2020	12:00	7,131.9	1.16	0.00	0.04
INLET #1_000443.LAB	3/10/2020	12:01	7,279.4	1.36	0.00	0.04
INLET #1_000444.LAB	3/10/2020	12:02	7,826.1	1.32	0.00	0.04
INLET #1_000445.LAB	3/10/2020	12:03	8,823.5	0.60	0.00	0.04
INLET #1_000446.LAB	3/10/2020	12:04	8,286.7	0.07	0.00	0.04
INLET #1_000447.LAB	3/10/2020	12:05	8,137.8	-0.23	0.00	0.04
INLET #1_000448.LAB	3/10/2020	12:06	7,302.4	1.62	0.00	0.04
INLET #1_000449.LAB	3/10/2020	12:07	6,936.2	0.73	0.00	0.05
INLET #1_000450.LAB	3/10/2020	12:08	6,885.6	1.47	0.00	0.02
INLET #1_000451.LAB	3/10/2020	12:09	6,828.0	0.87	0.00	0.05
INLET #1_000452.LAB	3/10/2020	12:10	6,928.2	1.15	0.00	0.02
INLET #1_000453.LAB	3/10/2020	12:11	7,866.0	1.63	0.00	0.04
INLET #1_000454.LAB	3/10/2020	12:12	8,000.2	1.37	0.00	0.04
INLET #1_000455.LAB	3/10/2020	12:13	7,777.3	1.91	0.00	0.04
INLET #1_000456.LAB	3/10/2020	12:14	7,444.1	1.54	0.00	0.04
INLET #1_000457.LAB	3/10/2020	12:15	7,414.7	1.54	0.00	0.05
INLET #1_000458.LAB	3/10/2020	12:16	7,507.9	0.05	0.00	0.04
INLET #1_000459.LAB	3/10/2020	12:17	7,660.8	1.45	0.00	0.04

FTIR Field Data

Company: Medline
Location: Waukegan, IL
Source: Inlet #1
Date: 3/10/2020
Run: 1
Time: 08:21-18:34

Spectrum	Date	Time	Ethylene Oxide ppmv wb	Methane ppmv wb	CO2 % vol wb	Water % vol
INLET #1_000460.LAB	3/10/2020	12:18	7,599.8	1.31	0.00	0.04
INLET #1_000461.LAB	3/10/2020	12:19	7,571.2	1.57	0.00	0.05
INLET #1_000462.LAB	3/10/2020	12:20	7,615.6	2.07	0.00	0.04
INLET #1_000463.LAB	3/10/2020	12:21	7,608.0	1.35	0.00	0.04
INLET #1_000464.LAB	3/10/2020	12:22	7,095.9	0.83	0.00	0.05
INLET #1_000465.LAB	3/10/2020	12:23	6,765.2	1.45	0.00	0.02
INLET #1_000466.LAB	3/10/2020	12:24	6,843.3	1.82	0.00	0.02
INLET #1_000467.LAB	3/10/2020	12:25	6,945.0	0.83	0.00	0.01
INLET #1_000468.LAB	3/10/2020	12:26	6,888.2	2.01	0.00	0.02
INLET #1_000469.LAB	3/10/2020	12:27	6,875.1	1.33	0.00	0.02
INLET #1_000470.LAB	3/10/2020	12:28	6,576.7	1.00	0.00	0.02
INLET #1_000471.LAB	3/10/2020	12:29	6,122.2	1.61	0.00	0.02
INLET #1_000472.LAB	3/10/2020	12:30	5,976.8	0.97	0.00	0.05
INLET #1_000473.LAB	3/10/2020	12:31	5,908.6	0.81	0.00	0.02
INLET #1_000474.LAB	3/10/2020	12:32	5,876.2	0.32	0.00	0.05
INLET #1_000475.LAB	3/10/2020	12:33	6,221.9	0.38	0.00	0.05
INLET #1_000476.LAB	3/10/2020	12:34	6,347.4	0.73	0.00	0.05
INLET #1_000477.LAB	3/10/2020	12:35	6,309.5	1.11	0.00	0.02
INLET #1_000478.LAB	3/10/2020	12:36	6,079.6	1.05	0.00	0.02
INLET #1_000479.LAB	3/10/2020	12:37	5,971.5	1.05	0.00	0.02
INLET #1_000480.LAB	3/10/2020	12:38	5,953.2	1.02	0.00	0.02
INLET #1_000481.LAB	3/10/2020	12:39	5,965.9	1.08	0.00	0.02
INLET #1_000482.LAB	3/10/2020	12:40	6,076.1	1.32	0.00	0.02
INLET #1_000483.LAB	3/10/2020	12:41	5,994.5	1.34	0.00	0.02
INLET #1_000484.LAB	3/10/2020	12:42	6,006.5	0.86	0.00	0.02
INLET #1_000485.LAB	3/10/2020	12:43	6,022.0	0.96	0.00	0.02
INLET #1_000486.LAB	3/10/2020	12:44	5,907.3	1.20	0.00	0.02
INLET #1_000487.LAB	3/10/2020	12:45	5,868.6	0.55	0.00	0.02
INLET #1_000488.LAB	3/10/2020	12:46	6,684.2	1.19	0.00	0.02
INLET #1_000489.LAB	3/10/2020	12:47	7,737.8	0.61	0.00	0.04
INLET #1_000490.LAB	3/10/2020	12:48	8,577.3	-0.77	0.00	0.02
INLET #1_000491.LAB	3/10/2020	12:49	8,649.7	-0.50	0.00	0.03
INLET #1_000492.LAB	3/10/2020	12:50	8,709.2	-0.53	0.00	0.03
INLET #1_000493.LAB	3/10/2020	12:51	9,107.1	0.04	0.00	0.03
INLET #1_000494.LAB	3/10/2020	12:52	9,144.4	1.26	0.00	0.03
INLET #1_000495.LAB	3/10/2020	12:53	8,563.5	-1.08	0.00	0.03
INLET #1_000496.LAB	3/10/2020	12:54	6,987.4	1.03	0.00	0.04
INLET #1_000497.LAB	3/10/2020	12:55	6,389.7	1.06	0.00	0.01
INLET #1_000498.LAB	3/10/2020	12:56	6,136.2	1.70	0.00	0.02
INLET #1_000499.LAB	3/10/2020	12:57	5,904.6	0.87	0.00	0.02
INLET #1_000500.LAB	3/10/2020	12:58	5,762.7	0.95	0.00	0.02
INLET #1_000501.LAB	3/10/2020	12:59	5,559.2	0.79	0.00	0.02
INLET #1_000502.LAB	3/10/2020	13:00	5,486.6	0.58	0.00	0.02
INLET #1_000503.LAB	3/10/2020	13:01	5,440.6	0.35	0.00	0.02
INLET #1_000504.LAB	3/10/2020	13:02	5,503.7	0.85	0.00	0.03
INLET #1_000505.LAB	3/10/2020	13:03	5,521.5	0.73	0.00	0.02
INLET #1_000506.LAB	3/10/2020	13:04	5,487.1	0.56	0.00	0.03
INLET #1_000507.LAB	3/10/2020	13:05	5,886.4	1.10	0.00	0.02
INLET #1_000508.LAB	3/10/2020	13:06	6,088.0	0.54	0.00	0.01
INLET #1_000509.LAB	3/10/2020	13:07	6,077.4	0.47	0.00	0.02
INLET #1_000510.LAB	3/10/2020	13:08	6,083.6	0.88	0.00	0.02
INLET #1_000511.LAB	3/10/2020	13:09	6,311.4	1.37	0.00	0.01
INLET #1_000512.LAB	3/10/2020	13:10	6,544.2	1.11	0.00	0.01
INLET #1_000513.LAB	3/10/2020	13:11	6,561.3	1.30	0.00	0.00
INLET #1_000514.LAB	3/10/2020	13:12	6,479.8	0.68	0.00	0.01
INLET #1_000515.LAB	3/10/2020	13:13	6,542.1	0.84	0.00	0.01
INLET #1_000516.LAB	3/10/2020	13:14	6,660.9	1.32	0.00	0.01
INLET #1_000517.LAB	3/10/2020	13:15	6,698.8	0.95	0.00	0.04
INLET #1_000518.LAB	3/10/2020	13:16	5,981.9	0.64	0.00	0.02
INLET #1_000519.LAB	3/10/2020	13:17	5,334.9	1.13	0.00	0.02
INLET #1_000520.LAB	3/10/2020	13:18	5,133.7	0.66	0.00	0.02
INLET #1_000521.LAB	3/10/2020	13:19	4,979.0	0.69	0.00	0.02
INLET #1_000522.LAB	3/10/2020	13:20	4,921.7	0.29	0.00	0.02
INLET #1_000523.LAB	3/10/2020	13:21	4,821.0	0.67	0.00	0.02
INLET #1_000524.LAB	3/10/2020	13:22	4,712.4	0.51	0.00	0.02
INLET #1_000525.LAB	3/10/2020	13:23	4,672.1	0.68	0.00	0.03
INLET #1_000526.LAB	3/10/2020	13:24	4,654.2	0.55	0.00	0.03
INLET #1_000528.LAB	3/10/2020	13:26	4,662.2	0.96	0.00	0.02
INLET #1_000529.LAB	3/10/2020	13:27	4,702.7	0.85	0.00	0.02
INLET #1_000530.LAB	3/10/2020	13:28	4,997.3	0.53	0.00	0.02
INLET #1_000531.LAB	3/10/2020	13:29	5,138.0	0.63	0.00	0.02
INLET #1_000532.LAB	3/10/2020	13:30	5,070.7	0.63	0.00	0.02
INLET #1_000533.LAB	3/10/2020	13:31	5,080.4	0.54	0.00	0.03
INLET #1_000534.LAB	3/10/2020	13:32	5,236.8	0.93	0.00	0.02
INLET #1_000535.LAB	3/10/2020	13:33	5,241.9	1.20	0.00	0.02
INLET #1_000536.LAB	3/10/2020	13:34	5,231.2	1.19	0.00	0.02
INLET #1_000537.LAB	3/10/2020	13:35	5,203.9	0.57	0.00	0.02
INLET #1_000538.LAB	3/10/2020	13:36	5,224.7	0.87	0.00	0.02
INLET #1_000539.LAB	3/10/2020	13:37	5,216.9	0.81	0.00	0.02

FTIR Field Data

Company: Medline
Location: Waukegen, IL
Source: Inlet #1
Date: 3/10/2020
Run: 1
Time: 08:21-18:34

Spectrum	Date	Time	Ethylene Oxide ppmv wb	Methane ppmv wb	CO2 % vol wb	Water % vol
INLET #1_000540.LAB	3/10/2020	13:38	5,091.1	0.38	0.00	0.02
INLET #1_000541.LAB	3/10/2020	13:39	4,531.3	0.47	0.00	0.03
INLET #1_000542.LAB	3/10/2020	13:40	4,324.1	0.44	0.00	0.03
INLET #1_000543.LAB	3/10/2020	13:41	4,357.4	0.49	0.00	0.03
INLET #1_000544.LAB	3/10/2020	13:42	4,410.3	0.61	0.00	0.03
INLET #1_000545.LAB	3/10/2020	13:43	4,438.0	0.54	0.00	0.03
INLET #1_000546.LAB	3/10/2020	13:44	4,394.4	0.72	0.00	0.03
INLET #1_000547.LAB	3/10/2020	13:45	4,365.9	0.31	0.00	0.03
INLET #1_000548.LAB	3/10/2020	13:46	4,347.7	0.34	0.00	0.03
INLET #1_000549.LAB	3/10/2020	13:47	4,357.2	0.63	0.00	0.03
INLET #1_000550.LAB	3/10/2020	13:48	4,418.3	1.07	0.00	0.03
INLET #1_000551.LAB	3/10/2020	13:49	4,372.5	0.24	0.00	0.03
INLET #1_000552.LAB	3/10/2020	13:50	4,472.1	0.59	0.00	0.03
INLET #1_000553.LAB	3/10/2020	13:51	4,549.4	0.68	0.00	0.02
INLET #1_000554.LAB	3/10/2020	13:52	5,084.2	0.89	0.00	0.03
INLET #1_000555.LAB	3/10/2020	13:53	5,041.0	0.72	0.00	0.03
INLET #1_000556.LAB	3/10/2020	13:54	5,084.3	0.47	0.00	0.03
INLET #1_000557.LAB	3/10/2020	13:55	5,102.1	1.15	0.00	0.03
INLET #1_000558.LAB	3/10/2020	13:56	5,112.0	1.09	0.00	0.02
INLET #1_000559.LAB	3/10/2020	13:57	5,134.5	0.53	0.00	0.03
INLET #1_000560.LAB	3/10/2020	13:58	5,212.3	0.87	0.00	0.03
INLET #1_000561.LAB	3/10/2020	13:59	5,288.3	0.17	0.00	0.03
INLET #1_000562.LAB	3/10/2020	14:00	5,240.5	0.79	0.00	0.02
INLET #1_000563.LAB	3/10/2020	14:01	4,734.8	0.81	0.00	0.03
INLET #1_000564.LAB	3/10/2020	14:02	4,473.9	1.00	0.00	0.03
INLET #1_000565.LAB	3/10/2020	14:03	4,460.3	0.55	0.00	0.04
INLET #1_000566.LAB	3/10/2020	14:04	4,414.4	0.13	0.00	0.03
INLET #1_000567.LAB	3/10/2020	14:05	4,412.6	-0.04	0.00	0.03
INLET #1_000568.LAB	3/10/2020	14:06	4,313.7	0.63	0.00	0.03
INLET #1_000569.LAB	3/10/2020	14:07	4,206.7	0.33	0.00	0.04
INLET #1_000570.LAB	3/10/2020	14:08	4,178.9	0.30	0.00	0.04
INLET #1_000571.LAB	3/10/2020	14:09	4,371.7	0.10	0.00	0.03
INLET #1_000572.LAB	3/10/2020	14:10	4,526.1	0.94	0.00	0.03
INLET #1_000573.LAB	3/10/2020	14:11	4,489.1	0.63	0.00	0.03
INLET #1_000574.LAB	3/10/2020	14:12	4,552.6	0.91	0.00	0.03
INLET #1_000575.LAB	3/10/2020	14:13	4,613.6	1.17	0.00	0.04
INLET #1_000576.LAB	3/10/2020	14:14	4,567.1	0.38	0.00	0.03
INLET #1_000577.LAB	3/10/2020	14:15	4,523.7	0.93	0.00	0.03
INLET #1_000578.LAB	3/10/2020	14:16	4,536.7	0.80	0.00	0.03
INLET #1_000579.LAB	3/10/2020	14:17	4,545.4	0.59	0.00	0.03
INLET #1_000580.LAB	3/10/2020	14:18	4,539.9	0.67	0.00	0.03
INLET #1_000581.LAB	3/10/2020	14:19	4,536.1	0.63	0.00	0.03
INLET #1_000582.LAB	3/10/2020	14:20	4,541.9	0.62	0.00	0.03
INLET #1_000583.LAB	3/10/2020	14:21	4,631.9	0.71	0.00	0.03
INLET #1_000584.LAB	3/10/2020	14:22	4,703.2	0.41	0.00	0.03
INLET #1_000585.LAB	3/10/2020	14:23	4,515.2	0.38	0.00	0.03
INLET #1_000586.LAB	3/10/2020	14:24	4,131.4	0.55	0.00	0.04
INLET #1_000587.LAB	3/10/2020	14:25	4,086.7	0.69	0.00	0.04
INLET #1_000588.LAB	3/10/2020	14:26	4,053.4	0.27	0.00	0.04
INLET #1_000589.LAB	3/10/2020	14:27	4,074.4	0.72	0.00	0.04
INLET #1_000590.LAB	3/10/2020	14:28	4,039.2	0.40	0.00	0.04
INLET #1_000591.LAB	3/10/2020	14:29	3,963.7	3.48	0.00	0.06
INLET #1_000592.LAB	3/10/2020	14:30	3,887.1	3.78	0.00	0.06
INLET #1_000593.LAB	3/10/2020	14:31	3,922.8	3.13	0.00	0.07
INLET #1_000594.LAB	3/10/2020	14:32	4,000.3	0.17	0.00	0.04
INLET #1_000595.LAB	3/10/2020	14:33	5,073.5	0.75	0.00	0.04
INLET #1_000596.LAB	3/10/2020	14:34	6,092.9	1.73	0.00	0.04
INLET #1_000597.LAB	3/10/2020	14:35	6,180.3	0.75	0.00	0.05
INLET #1_000598.LAB	3/10/2020	14:36	6,115.9	1.69	0.00	0.05
INLET #1_000599.LAB	3/10/2020	14:37	6,064.8	1.85	0.00	0.05
INLET #1_000600.LAB	3/10/2020	14:38	6,047.7	1.77	0.00	0.05
INLET #1_000601.LAB	3/10/2020	14:39	6,056.0	2.22	0.00	0.05
INLET #1_000602.LAB	3/10/2020	14:40	6,040.7	1.24	0.00	0.05
INLET #1_000603.LAB	3/10/2020	14:41	6,063.6	2.38	0.00	0.04
INLET #1_000604.LAB	3/10/2020	14:42	6,160.4	0.81	0.00	0.07
INLET #1_000605.LAB	3/10/2020	14:43	6,255.9	1.75	0.00	0.04
INLET #1_000606.LAB	3/10/2020	14:44	5,994.3	1.02	0.00	0.05
INLET #1_000607.LAB	3/10/2020	14:45	5,459.9	0.88	0.00	0.05
INLET #1_000608.LAB	3/10/2020	14:46	5,514.7	0.62	0.00	0.05
INLET #1_000609.LAB	3/10/2020	14:47	5,477.3	1.48	0.00	0.05
INLET #1_000610.LAB	3/10/2020	14:48	5,405.4	1.12	0.00	0.05
INLET #1_000611.LAB	3/10/2020	14:49	5,341.4	1.43	0.00	0.05
INLET #1_000612.LAB	3/10/2020	14:50	5,269.1	1.09	0.00	0.05
INLET #1_000613.LAB	3/10/2020	14:51	5,162.7	1.42	0.00	0.05
INLET #1_000614.LAB	3/10/2020	14:52	5,211.6	0.74	0.00	0.05
INLET #1_000615.LAB	3/10/2020	14:53	5,314.4	1.07	0.00	0.05
INLET #1_000616.LAB	3/10/2020	14:54	5,524.5	0.85	0.00	0.05
INLET #1_000617.LAB	3/10/2020	14:55	5,471.4	1.37	0.00	0.05
INLET #1_000618.LAB	3/10/2020	14:56	5,569.3	1.32	0.00	0.05

FTIR Field Data

Company: Medline
Location: Waukegan, IL
Source: Inlet #1
Date: 3/10/2020
Run: 1
Time: 08:21-18:34

Spectrum	Date	Time	Ethylene Oxide ppmv wb	Methane ppmv wb	CO2 % vol wb	Water % vol
INLET #1_000619.LAB	3/10/2020	14:57	5,582.8	0.65	0.00	0.05
INLET #1_000620.LAB	3/10/2020	14:58	5,521.9	1.60	0.00	0.04
INLET #1_000621.LAB	3/10/2020	14:59	5,478.3	1.57	0.00	0.05
INLET #1_000622.LAB	3/10/2020	15:00	5,451.1	0.89	0.00	0.05
INLET #1_000623.LAB	3/10/2020	15:01	5,440.5	1.11	0.00	0.05
INLET #1_000624.LAB	3/10/2020	15:02	5,411.9	0.70	0.00	0.05
INLET #1_000625.LAB	3/10/2020	15:03				
INLET #1_000626.LAB	3/10/2020	15:04				
INLET #1_000627.LAB	3/10/2020	15:05				
INLET #1_000628.LAB	3/10/2020	15:06	Zero FTIR - Dilution System Vacuum Buildup			
INLET #1_000629BKG.LAB	3/10/2020	15:07				
INLET #1_000630.LAB	3/10/2020	15:08				
INLET #1_000631.LAB	3/10/2020	15:09				
INLET #1_000632.LAB	3/10/2020	15:10	4,874.2	0.58	0.00	0.05
INLET #1_000633.LAB	3/10/2020	15:11	4,809.0	0.68	0.00	0.07
INLET #1_000634.LAB	3/10/2020	15:12	4,759.2	0.95	0.00	0.07
INLET #1_000635.LAB	3/10/2020	15:13	4,973.6	1.34	0.00	0.06
INLET #1_000636.LAB	3/10/2020	15:14	6,066.0	1.94	0.00	0.09
INLET #1_000637.LAB	3/10/2020	15:15	6,131.6	1.34	0.00	0.09
INLET #1_000638.LAB	3/10/2020	15:16	6,169.8	0.84	0.00	0.09
INLET #1_000639.LAB	3/10/2020	15:17	6,288.6	1.77	0.00	0.09
INLET #1_000640.LAB	3/10/2020	15:18	6,385.4	1.64	0.00	0.09
INLET #1_000641.LAB	3/10/2020	15:19	6,401.9	1.84	0.00	0.09
INLET #1_000642.LAB	3/10/2020	15:20	6,422.9	1.51	0.00	0.09
INLET #1_000643.LAB	3/10/2020	15:21	6,434.8	1.91	0.00	0.09
INLET #1_000644.LAB	3/10/2020	15:22	6,438.9	1.91	0.00	0.08
INLET #1_000645.LAB	3/10/2020	15:23	6,460.9	2.57	0.00	0.09
INLET #1_000646.LAB	3/10/2020	15:24	6,481.7	1.84	0.00	0.09
INLET #1_000647.LAB	3/10/2020	15:25	6,522.2	1.54	0.00	0.09
INLET #1_000648.LAB	3/10/2020	15:26	6,563.9	1.36	0.00	0.09
INLET #1_000649.LAB	3/10/2020	15:27	6,868.7	2.20	0.00	0.09
INLET #1_000650.LAB	3/10/2020	15:28	7,052.4	1.76	0.00	0.08
INLET #1_000651.LAB	3/10/2020	15:29	6,831.0	2.06	0.00	0.08
INLET #1_000652.LAB	3/10/2020	15:30	5,996.0	1.57	0.00	0.09
INLET #1_000653.LAB	3/10/2020	15:31	5,747.2	1.05	0.00	0.09
INLET #1_000654.LAB	3/10/2020	15:32	5,694.3	1.13	0.00	0.09
INLET #1_000655.LAB	3/10/2020	15:33	5,650.9	1.44	0.00	0.09
INLET #1_000656.LAB	3/10/2020	15:34	5,620.0	1.34	0.00	0.09
INLET #1_000657.LAB	3/10/2020	15:35	5,600.1	1.61	0.00	0.09
INLET #1_000658.LAB	3/10/2020	15:36	5,596.6	1.57	0.00	0.10
INLET #1_000659.LAB	3/10/2020	15:37	5,946.9	1.14	0.00	0.09
INLET #1_000660.LAB	3/10/2020	15:38	6,237.5	1.41	0.00	0.09
INLET #1_000661.LAB	3/10/2020	15:39	6,326.5	1.97	0.00	0.09
INLET #1_000662.LAB	3/10/2020	15:40	6,440.3	0.85	0.00	0.09
INLET #1_000663.LAB	3/10/2020	15:41	6,448.7	1.27	0.00	0.10
INLET #1_000664.LAB	3/10/2020	15:42	6,463.4	1.30	0.00	0.10
INLET #1_000665.LAB	3/10/2020	15:43	6,488.6	1.75	0.00	0.10
INLET #1_000666.LAB	3/10/2020	15:44	6,519.9	1.51	0.00	0.10
INLET #1_000667.LAB	3/10/2020	15:45	6,563.0	1.73	0.00	0.09
INLET #1_000668.LAB	3/10/2020	15:46	6,611.5	2.01	0.00	0.10
INLET #1_000669.LAB	3/10/2020	15:47	6,769.6	1.61	0.00	0.10
INLET #1_000670.LAB	3/10/2020	15:48	6,584.9	1.71	0.00	0.09
INLET #1_000671.LAB	3/10/2020	15:49	6,856.9	2.17	0.00	0.09
INLET #1_000672.LAB	3/10/2020	15:50	7,110.0	2.50	0.00	0.09
INLET #1_000673.LAB	3/10/2020	15:51	6,861.6	1.60	0.00	0.09
INLET #1_000674.LAB	3/10/2020	15:52	6,050.9	1.96	0.00	0.09
INLET #1_000675.LAB	3/10/2020	15:53	5,849.6	1.93	0.00	0.09
INLET #1_000676.LAB	3/10/2020	15:54	5,812.5	1.12	0.00	0.09
INLET #1_000677.LAB	3/10/2020	15:55	5,770.7	0.91	0.00	0.10
INLET #1_000678.LAB	3/10/2020	15:56	5,731.0	1.10	0.00	0.10
INLET #1_000679.LAB	3/10/2020	15:57	5,695.9	1.23	0.00	0.09
INLET #1_000680.LAB	3/10/2020	15:58	5,687.2	1.22	0.00	0.09
INLET #1_000681.LAB	3/10/2020	15:59	5,687.0	1.47	0.00	0.10
INLET #1_000682.LAB	3/10/2020	16:00	5,770.6	1.39	0.00	0.09
INLET #1_000683.LAB	3/10/2020	16:01	5,816.6	1.30	0.00	0.09
INLET #1_000684.LAB	3/10/2020	16:02	5,934.5	0.76	0.00	0.10
INLET #1_000685.LAB	3/10/2020	16:03	5,941.6	1.35	0.00	0.09
INLET #1_000686.LAB	3/10/2020	16:04	5,935.6	0.96	0.00	0.09
INLET #1_000687.LAB	3/10/2020	16:05	5,940.5	0.78	0.00	0.09
INLET #1_000688.LAB	3/10/2020	16:06	5,939.7	0.93	0.00	0.09
INLET #1_000689.LAB	3/10/2020	16:07	5,946.1	1.17	0.00	0.09
INLET #1_000690.LAB	3/10/2020	16:08	5,964.5	1.32	0.00	0.09
INLET #1_000691.LAB	3/10/2020	16:09	5,999.0	1.66	0.00	0.09
INLET #1_000692.LAB	3/10/2020	16:10	6,012.7	1.61	0.00	0.09
INLET #1_000693.LAB	3/10/2020	16:11	6,114.3	1.26	0.00	0.09
INLET #1_000694.LAB	3/10/2020	16:12	6,401.9	1.19	0.00	0.09
INLET #1_000695.LAB	3/10/2020	16:13	6,355.1	1.19	0.00	0.09
INLET #1_000696.LAB	3/10/2020	16:14	5,652.6	1.52	0.00	0.09
INLET #1_000697.LAB	3/10/2020	16:15	5,381.2	0.95	0.00	0.09

FTIR Field Data

Company: Medline
Location: Waukegan, IL
Source: Inlet #1
Date: 3/10/2020
Run: 1
Time: 08:21-18:34

Spectrum	Date	Time	Ethylene Oxide ppmv wb	Methane ppmv wb	CO2 % vol wb	Water % vol
INLET #1_000698.LAB	3/10/2020	16:16	5,322.2	1.23	0.00	0.09
INLET #1_000699.LAB	3/10/2020	16:17	5,285.5	1.55	0.00	0.09
INLET #1_000700.LAB	3/10/2020	16:18	5,244.4	0.93	0.00	0.09
INLET #1_000701.LAB	3/10/2020	16:19	5,217.0	0.88	0.00	0.09
INLET #1_000702.LAB	3/10/2020	16:20	5,197.8	0.52	0.00	0.09
INLET #1_000703.LAB	3/10/2020	16:21	5,183.5	0.35	0.00	0.09
INLET #1_000704.LAB	3/10/2020	16:22	5,180.2	0.97	0.00	0.09
INLET #1_000705.LAB	3/10/2020	16:23	5,191.1	1.03	0.00	0.09
INLET #1_000706.LAB	3/10/2020	16:24	5,420.2	1.10	0.00	0.09
INLET #1_000707.LAB	3/10/2020	16:25	5,511.0	1.52	0.00	0.09
INLET #1_000708.LAB	3/10/2020	16:26	5,534.3	0.94	0.00	0.09
INLET #1_000709.LAB	3/10/2020	16:27	5,529.9	1.09	0.00	0.09
INLET #1_000710.LAB	3/10/2020	16:28	5,527.3	1.49	0.00	0.09
INLET #1_000711.LAB	3/10/2020	16:29	5,519.9	1.20	0.00	0.08
INLET #1_000712.LAB	3/10/2020	16:30	5,541.0	1.22	0.00	0.09
INLET #1_000713.LAB	3/10/2020	16:31	5,554.0	1.06	0.00	0.08
INLET #1_000714.LAB	3/10/2020	16:32	5,585.1	1.42	0.00	0.08
INLET #1_000715.LAB	3/10/2020	16:33	5,500.0	1.11	0.00	0.08
INLET #1_000716.LAB	3/10/2020	16:34	5,641.0	0.71	0.00	0.08
INLET #1_000717.LAB	3/10/2020	16:35	5,687.8	1.27	0.00	0.08
INLET #1_000718.LAB	3/10/2020	16:36	5,226.9	0.90	0.00	0.09
INLET #1_000719.LAB	3/10/2020	16:37	4,842.7	0.97	0.00	0.09
INLET #1_000720.LAB	3/10/2020	16:38	4,762.2	1.45	0.00	0.06
INLET #1_000721.LAB	3/10/2020	16:39	4,724.4	1.56	0.00	0.06
INLET #1_000722.LAB	3/10/2020	16:40	4,827.1	1.17	0.00	0.09
INLET #1_000723.LAB	3/10/2020	16:41	5,063.0	1.27	0.00	0.09
INLET #1_000724.LAB	3/10/2020	16:42	5,044.1	1.68	0.00	0.08
INLET #1_000725.LAB	3/10/2020	16:43	5,027.5	1.55	0.00	0.07
INLET #1_000726.LAB	3/10/2020	16:44	5,031.2	1.52	0.00	0.07
INLET #1_000727.LAB	3/10/2020	16:45	5,026.3	1.63	0.00	0.07
INLET #1_000728.LAB	3/10/2020	16:46	5,163.6	1.37	0.00	0.09
INLET #1_000729.LAB	3/10/2020	16:47	5,339.8	0.92	0.00	0.09
INLET #1_000730.LAB	3/10/2020	16:48	5,392.3	0.95	0.00	0.09
INLET #1_000731.LAB	3/10/2020	16:49	5,402.4	1.31	0.00	0.09
INLET #1_000732.LAB	3/10/2020	16:50	5,400.1	1.66	0.00	0.09
INLET #1_000734.LAB	3/10/2020	16:52	5,397.7	1.70	0.00	0.09
INLET #1_000735.LAB	3/10/2020	16:53	5,415.6	1.33	0.00	0.09
INLET #1_000736.LAB	3/10/2020	16:54	5,441.0	1.31	0.00	0.09
INLET #1_000737.LAB	3/10/2020	16:55	5,390.0	0.70	0.00	0.09
INLET #1_000738.LAB	3/10/2020	16:56	5,420.4	1.08	0.00	0.08
INLET #1_000739.LAB	3/10/2020	16:57	5,461.0	1.20	0.00	0.08
INLET #1_000740.LAB	3/10/2020	16:58	5,461.6	1.18	0.00	0.08
INLET #1_000741.LAB	3/10/2020	16:59	5,458.5	1.72	0.00	0.08
INLET #1_000742.LAB	3/10/2020	17:00	5,449.0	1.30	0.00	0.09
INLET #1_000743.LAB	3/10/2020	17:01	5,430.7	1.43	0.00	0.09
INLET #1_000744.LAB	3/10/2020	17:02	5,414.2	1.42	0.00	0.09
INLET #1_000745.LAB	3/10/2020	17:03	5,387.7	1.06	0.00	0.09
INLET #1_000746.LAB	3/10/2020	17:04	5,366.9	0.88	0.00	0.09
INLET #1_000747.LAB	3/10/2020	17:05	5,346.7	0.85	0.00	0.09
INLET #1_000748.LAB	3/10/2020	17:06	5,413.2	1.46	0.00	0.09
INLET #1_000749.LAB	3/10/2020	17:07	5,454.8	0.93	0.00	0.08
INLET #1_000750.LAB	3/10/2020	17:08	5,330.5	1.24	0.00	0.08
INLET #1_000751.LAB	3/10/2020	17:09	5,157.0	1.28	0.00	0.09
INLET #1_000752.LAB	3/10/2020	17:10	5,169.2	1.09	0.00	0.09
INLET #1_000753.LAB	3/10/2020	17:11	5,232.4	1.06	0.00	0.09
INLET #1_000754.LAB	3/10/2020	17:12	5,241.8	1.39	0.00	0.09
INLET #1_000755.LAB	3/10/2020	17:13	5,251.7	1.33	0.00	0.09
INLET #1_000756.LAB	3/10/2020	17:14	5,267.2	1.42	0.00	0.09
INLET #1_000757.LAB	3/10/2020	17:15	5,293.5	1.22	0.00	0.09
INLET #1_000758.LAB	3/10/2020	17:16	5,325.7	1.20	0.00	0.08
INLET #1_000759.LAB	3/10/2020	17:17	5,356.1	1.37	0.00	0.09
INLET #1_000760.LAB	3/10/2020	17:18	5,391.7	0.96	0.00	0.09
INLET #1_000761.LAB	3/10/2020	17:19	5,430.3	1.01	0.00	0.09
INLET #1_000762.LAB	3/10/2020	17:20	5,467.1	1.36	0.00	0.08
INLET #1_000763.LAB	3/10/2020	17:21	5,470.6	1.14	0.00	0.08
INLET #1_000764.LAB	3/10/2020	17:22	5,469.5	1.39	0.00	0.08
INLET #1_000765.LAB	3/10/2020	17:23	5,459.4	1.00	0.00	0.09
INLET #1_000766.LAB	3/10/2020	17:24	5,451.0	1.64	0.00	0.08
INLET #1_000767.LAB	3/10/2020	17:25	5,442.0	1.28	0.00	0.08
INLET #1_000768.LAB	3/10/2020	17:26	5,427.6	1.25	0.00	0.08
INLET #1_000769.LAB	3/10/2020	17:27	5,415.0	1.11	0.00	0.08
INLET #1_000770.LAB	3/10/2020	17:28	5,443.0	1.26	0.00	0.08
INLET #1_000771.LAB	3/10/2020	17:29	5,531.4	1.33	0.00	0.08
INLET #1_000772.LAB	3/10/2020	17:30	5,491.3	1.54	0.00	0.08
INLET #1_000773.LAB	3/10/2020	17:31	5,350.5	1.26	0.00	0.08
INLET #1_000774.LAB	3/10/2020	17:32	5,271.7	1.59	0.00	0.08
INLET #1_000775.LAB	3/10/2020	17:33	5,248.7	0.84	0.00	0.09
INLET #1_000776.LAB	3/10/2020	17:34	5,265.3	1.24	0.00	0.08
INLET #1_000777.LAB	3/10/2020	17:35	5,283.6	1.39	0.00	0.08

FTIR Field Data

Company: Medline
Location: Waukegan, IL
Source: Inlet #1
Date: 3/10/2020
Run: 1
Time: 08:21-18:34

Spectrum	Date	Time	Ethylene Oxide ppmv wb	Methane ppmv wb	CO2 % vol wb	Water % vol
INLET #1_000778.LAB	3/10/2020	17:36	5,286.2	1.62	0.00	0.09
INLET #1_000779.LAB	3/10/2020	17:37	5,297.0	1.57	0.00	0.08
INLET #1_000780.LAB	3/10/2020	17:38	5,301.6	1.75	0.00	0.08
INLET #1_000781.LAB	3/10/2020	17:39	5,290.0	1.61	0.00	0.08
INLET #1_000782.LAB	3/10/2020	17:40	5,185.8	1.00	0.00	0.08
INLET #1_000783.LAB	3/10/2020	17:41	5,207.1	0.58	0.00	0.08
INLET #1_000784.LAB	3/10/2020	17:42	5,222.0	0.61	0.00	0.08
INLET #1_000785.LAB	3/10/2020	17:43	5,212.8	0.83	0.00	0.08
INLET #1_000786.LAB	3/10/2020	17:44	5,202.4	0.98	0.00	0.08
INLET #1_000787.LAB	3/10/2020	17:45	5,195.1	0.94	0.00	0.08
INLET #1_000788.LAB	3/10/2020	17:46	5,179.6	0.87	0.00	0.08
INLET #1_000789.LAB	3/10/2020	17:47	5,164.6	1.17	0.00	0.06
INLET #1_000790.LAB	3/10/2020	17:48	5,144.6	1.26	0.00	0.08
INLET #1_000791.LAB	3/10/2020	17:49	5,125.3	1.02	0.00	0.06
INLET #1_000792.LAB	3/10/2020	17:50	5,088.3	0.96	0.00	0.06
INLET #1_000793.LAB	3/10/2020	17:51	5,085.6	1.21	0.00	0.07
INLET #1_000794.LAB	3/10/2020	17:52	5,073.9	1.41	0.00	0.05
INLET #1_000795.LAB	3/10/2020	17:53	5,055.9	1.24	0.00	0.06
INLET #1_000796.LAB	3/10/2020	17:54	5,433.2	1.40	0.00	0.08
INLET #1_000797.LAB	3/10/2020	17:55	5,885.6	1.13	0.00	0.09
INLET #1_000798.LAB	3/10/2020	17:56	5,844.6	0.74	0.00	0.09
INLET #1_000799.LAB	3/10/2020	17:57	5,847.2	1.11	0.00	0.09
INLET #1_000800.LAB	3/10/2020	17:58	5,842.2	1.36	0.00	0.09
INLET #1_000801.LAB	3/10/2020	17:59	5,829.3	1.11	0.00	0.09
INLET #1_000802.LAB	3/10/2020	18:00	5,820.3	0.71	0.00	0.09
INLET #1_000803.LAB	3/10/2020	18:01	5,813.8	0.81	0.00	0.09
INLET #1_000804.LAB	3/10/2020	18:02	5,808.2	1.05	0.00	0.09
INLET #1_000805.LAB	3/10/2020	18:03	5,802.8	1.04	0.00	0.09
INLET #1_000806.LAB	3/10/2020	18:04	5,792.5	1.01	0.00	0.09
INLET #1_000807.LAB	3/10/2020	18:05	5,777.6	1.31	0.00	0.09
INLET #1_000808.LAB	3/10/2020	18:06	5,765.9	1.78	0.00	0.09
INLET #1_000809.LAB	3/10/2020	18:07	5,758.7	1.54	0.00	0.09
INLET #1_000810.LAB	3/10/2020	18:08	5,750.7	1.19	0.00	0.09
INLET #1_000811.LAB	3/10/2020	18:09	5,738.0	1.31	0.00	0.09
INLET #1_000812.LAB	3/10/2020	18:10	5,727.3	0.70	0.00	0.09
INLET #1_000813.LAB	3/10/2020	18:11	5,714.7	1.18	0.00	0.09
INLET #1_000814.LAB	3/10/2020	18:12	5,708.1	1.46	0.00	0.09
INLET #1_000815.LAB	3/10/2020	18:13	5,699.6	0.92	0.00	0.09
INLET #1_000816.LAB	3/10/2020	18:14	5,682.8	1.04	0.00	0.09
INLET #1_000817.LAB	3/10/2020	18:15	5,669.5	1.59	0.00	0.09
INLET #1_000818.LAB	3/10/2020	18:16	5,653.3	1.62	0.00	0.09
INLET #1_000819.LAB	3/10/2020	18:17	5,641.0	1.30	0.00	0.09
INLET #1_000820.LAB	3/10/2020	18:18	5,623.2	1.80	0.00	0.09
INLET #1_000821.LAB	3/10/2020	18:19	5,614.6	1.22	0.00	0.08
INLET #1_000822.LAB	3/10/2020	18:20	5,594.7	0.98	0.00	0.09
INLET #1_000823.LAB	3/10/2020	18:21	5,578.5	0.54	0.00	0.09
INLET #1_000824.LAB	3/10/2020	18:22	5,567.1	0.68	0.00	0.09
INLET #1_000825.LAB	3/10/2020	18:23	5,550.7	0.28	0.00	0.09
INLET #1_000826.LAB	3/10/2020	18:24	5,532.0	0.35	0.00	0.08
INLET #1_000827.LAB	3/10/2020	18:25	5,517.3	1.35	0.00	0.09
INLET #1_000828.LAB	3/10/2020	18:26	5,502.3	1.45	0.00	0.08
INLET #1_000829.LAB	3/10/2020	18:27	5,492.7	1.23	0.00	0.09
INLET #1_000830.LAB	3/10/2020	18:28	5,475.0	1.61	0.00	0.09
INLET #1_000831.LAB	3/10/2020	18:29	5,462.6	1.77	0.00	0.08
INLET #1_000832.LAB	3/10/2020	18:30	5,447.5	1.35	0.00	0.09
INLET #1_000833.LAB	3/10/2020	18:31	5,431.7	1.69	0.00	0.08
INLET #1_000834.LAB	3/10/2020	18:32	5,422.5	1.17	0.00	0.09
INLET #1_000835.LAB	3/10/2020	18:33	5,413.5	1.06	0.00	0.08
Average						
Average/MDL Values			5,807.12	0.93	0.00	0.05

FTIR Field Data

Company: Medline
Location: Waukegan, IL
Source: Inlet #1
Date: 3/11/2020
Run: 2
Time: 8:35-18:30

Spectrum	Date	Time	Ethylene Oxide ppmv wb	Methane ppmv wb	CO2 % vol wb	Water % vol
INLET #1_001188.LAB	3/11/2020	8:35	3,815.7	4.47	0.01	0.12
INLET #1_001189.LAB	3/11/2020	8:36	4,037.6	1.66	0.01	0.10
INLET #1_001190.LAB	3/11/2020	8:37	4,310.6	1.97	0.01	0.11
INLET #1_001191.LAB	3/11/2020	8:38	4,447.5	1.79	0.01	0.11
INLET #1_001192.LAB	3/11/2020	8:39	4,502.2	2.33	0.01	0.12
INLET #1_001193.LAB	3/11/2020	8:40	4,645.4	2.01	0.01	0.11
INLET #1_001194.LAB	3/11/2020	8:41	6,570.0	2.67	0.01	0.13
INLET #1_001195.LAB	3/11/2020	8:42	9,191.1	3.16	0.01	0.11
INLET #1_001196.LAB	3/11/2020	8:43	10,044.7	6.05	0.01	0.11
INLET #1_001197.LAB	3/11/2020	8:44	9,225.5	2.69	0.01	0.09
INLET #1_001198.LAB	3/11/2020	8:45	8,916.7	1.58	0.01	0.07
INLET #1_001199.LAB	3/11/2020	8:46	9,393.1	3.02	0.01	0.07
INLET #1_001200.LAB	3/11/2020	8:47	9,007.5	1.16	0.01	0.07
INLET #1_001201.LAB	3/11/2020	8:48	9,507.1	3.11	0.01	0.07
INLET #1_001202.LAB	3/11/2020	8:49	9,129.9	1.73	0.01	0.08
INLET #1_001203.LAB	3/11/2020	8:50	8,472.3	1.77	0.01	0.07
INLET #1_001204.LAB	3/11/2020	8:51	8,188.2	2.27	0.01	0.08
INLET #1_001205.LAB	3/11/2020	6:52	6,256.6	1.71	0.01	0.08
INLET #1_001206.LAB	3/11/2020	8:53	8,389.1	1.81	0.01	0.08
INLET #1_001207.LAB	3/11/2020	8:54	8,544.6	2.01	0.01	0.08
INLET #1_001208.LAB	3/11/2020	8:55	8,640.7	1.47	0.01	0.07
INLET #1_001209.LAB	3/11/2020	8:56	7,414.2	2.57	0.02	0.09
INLET #1_001210.LAB	3/11/2020	8:57	6,038.5	2.17	0.02	0.10
INLET #1_001211.LAB	3/11/2020	8:58	5,634.6	2.20	0.02	0.10
INLET #1_001212.LAB	3/11/2020	8:59	5,534.5	2.27	0.02	0.07
INLET #1_001213.LAB	3/11/2020	9:00	6,080.3	2.27	0.01	0.10
INLET #1_001214.LAB	3/11/2020	9:01	6,870.3	3.01	0.01	0.09
INLET #1_001215.LAB	3/11/2020	9:02	7,224.8	2.16	0.01	0.09
INLET #1_001216.LAB	3/11/2020	9:03	7,506.4	2.12	0.01	0.09
INLET #1_001217.LAB	3/11/2020	9:04	8,223.9	1.52	0.00	0.08
INLET #1_001218.LAB	3/11/2020	9:05	8,727.5	1.45	0.00	0.08
INLET #1_001219.LAB	3/11/2020	9:06	9,105.9	2.06	0.00	0.08
INLET #1_001220.LAB	3/11/2020	9:07	9,370.1	2.55	0.00	0.07
INLET #1_001221.LAB	3/11/2020	9:08	10,007.6	2.84	0.00	0.07
INLET #1_001222.LAB	3/11/2020	9:09	10,344.7	4.82	0.00	0.08
INLET #1_001223.LAB	3/11/2020	9:10	10,713.8	3.39	0.00	0.07
INLET #1_001224.LAB	3/11/2020	9:11	11,445.2	7.82	0.00	0.07
INLET #1_001225.LAB	3/11/2020	9:12	10,765.9	4.16	0.00	0.06
INLET #1_001226.LAB	3/11/2020	9:13	9,769.9	1.77	0.00	0.06
INLET #1_001227.LAB	3/11/2020	9:14	9,914.8	3.61	0.00	0.08
INLET #1_001228.LAB	3/11/2020	9:15	11,138.3	5.09	0.00	0.06
INLET #1_001229.LAB	3/11/2020	9:16	11,343.8	5.55	0.00	0.05
INLET #1_001230.LAB	3/11/2020	9:17	11,918.3	5.13	0.00	0.05
INLET #1_001231.LAB	3/11/2020	9:18	13,249.5	8.82	0.00	0.04
INLET #1_001232.LAB	3/11/2020	9:19	4,187.8	-6.81	0.00	0.10
INLET #1_001233.LAB	3/11/2020	9:20	1,479.3	0.59	0.00	0.00
INLET #1_001234.LAB	3/11/2020	9:21	1,631.2	0.34	0.00	-0.01
INLET #1_001235.LAB	3/11/2020	9:22	1,673.2	0.52	0.00	0.00
INLET #1_001236.LAB	3/11/2020	9:23	3,124.0	-0.18	0.00	0.05
INLET #1_001237.LAB	3/11/2020	9:24	7,095.6	1.36	0.00	0.03
INLET #1_001238.LAB	3/11/2020	9:25	6,892.0	0.64	0.00	0.04
INLET #1_001239.LAB	3/11/2020	9:26	6,360.5	0.39	0.00	0.04
INLET #1_001240.LAB	3/11/2020	9:27	5,485.3	1.14	0.00	0.02
INLET #1_001241.LAB	3/11/2020	9:28	4,914.8	1.15	0.00	0.03
INLET #1_001242.LAB	3/11/2020	9:29	4,624.7	1.13	0.00	0.03
INLET #1_001243.LAB	3/11/2020	9:30	4,469.7	1.03	0.00	0.03
INLET #1_001244.LAB	3/11/2020	9:31	4,405.0	0.69	0.00	0.03
INLET #1_001245.LAB	3/11/2020	9:32	4,451.0	1.12	0.00	0.03
INLET #1_001246.LAB	3/11/2020	9:33	4,500.2	0.55	0.00	0.03
INLET #1_001247.LAB	3/11/2020	9:34	4,525.9	1.20	0.00	0.03
INLET #1_001248.LAB	3/11/2020	9:35	4,555.2	0.72	0.00	0.03
INLET #1_001249.LAB	3/11/2020	9:36	4,685.2	0.89	0.00	0.03
INLET #1_001250.LAB	3/11/2020	9:37	4,865.4	0.88	0.00	0.03
INLET #1_001251.LAB	3/11/2020	9:38	5,010.6	1.13	0.00	0.03
INLET #1_001252.LAB	3/11/2020	9:39	5,310.0	1.01	0.00	0.02
INLET #1_001253.LAB	3/11/2020	9:40	5,607.7	0.74	0.00	0.02
INLET #1_001254.LAB	3/11/2020	9:41	5,826.2	0.32	0.00	0.04
INLET #1_001255.LAB	3/11/2020	9:42	6,017.7	0.79	0.00	0.04
INLET #1_001256.LAB	3/11/2020	9:43	6,136.7	0.45	0.00	0.04
INLET #1_001257.LAB	3/11/2020	8:44	6,181.7	0.58	0.00	0.04
INLET #1_001258.LAB	3/11/2020	9:45	6,219.8	0.48	0.00	0.04
INLET #1_001259.LAB	3/11/2020	9:48	6,240.3	0.21	0.00	0.04
INLET #1_001260.LAB	3/11/2020	9:47	6,048.1	0.31	0.00	0.04
INLET #1_001261.LAB	3/11/2020	9:48	5,467.5	1.00	0.00	0.03
INLET #1_001262.LAB	3/11/2020	9:49	4,934.9	0.69	0.00	0.02
INLET #1_001263.LAB	3/11/2020	9:50	4,616.2	0.32	0.00	0.03
INLET #1_001264.LAB	3/11/2020	9:51	4,419.1	0.86	0.00	0.04
INLET #1_001265.LAB	3/11/2020	9:52	4,309.3	0.91	0.00	0.03
INLET #1_001266.LAB	3/11/2020	9:53	4,242.5	0.70	0.00	0.03

FTIR Field Data

Company: Medline
Location: Waukegan, IL
Source: Inlet #1
Date: 3/11/2020
Run: 2
Time: 8:35-18:30

Spectrum	Date	Time	Ethylene Oxide ppmv wb	Methane ppmv wb	CO2 % vol wb	Water % vol
INLET #1_001267.LAB	3/11/2020	9:54	4,228.1	0.16	0.00	0.03
INLET #1_001268.LAB	3/11/2020	9:55	4,253.0	1.01	0.00	0.03
INLET #1_001269.LAB	3/11/2020	9:56	4,224.9	0.40	0.00	0.03
INLET #1_001270.LAB	3/11/2020	9:57	4,188.2	1.09	0.00	0.04
INLET #1_001271.LAB	3/11/2020	9:58	4,198.2	1.32	0.00	0.03
INLET #1_001272.LAB	3/11/2020	9:59	4,225.9	0.72	0.00	0.03
INLET #1_001273.LAB	3/11/2020	10:00	4,224.4	0.58	0.00	0.03
INLET #1_001274.LAB	3/11/2020	10:01	4,206.6	0.45	0.00	0.03
INLET #1_001275.LAB	3/11/2020	10:02	4,270.0	0.59	0.00	0.03
INLET #1_001276.LAB	3/11/2020	10:03	4,398.8	0.95	0.00	0.03
INLET #1_001277.LAB	3/11/2020	10:04	4,516.2	0.55	0.00	0.03
INLET #1_001278.LAB	3/11/2020	10:05	4,490.7	0.57	0.00	0.03
INLET #1_001279.LAB	3/11/2020	10:06	4,467.8	0.17	0.00	0.03
INLET #1_001280.LAB	3/11/2020	10:07	4,486.4	0.90	0.00	0.03
INLET #1_001281.LAB	3/11/2020	10:08	4,483.6	0.55	0.00	0.03
INLET #1_001282.LAB	3/11/2020	10:09	4,475.4	0.71	0.00	0.03
INLET #1_001283.LAB	3/11/2020	10:10	4,295.8	0.72	0.00	0.03
INLET #1_001284.LAB	3/11/2020	10:11	4,068.2	0.65	0.00	0.03
INLET #1_001285.LAB	3/11/2020	10:12	3,910.6	3.82	0.00	0.06
INLET #1_001286.LAB	3/11/2020	10:13	3,810.0	3.40	0.00	0.06
INLET #1_001287.LAB	3/11/2020	10:14	4,102.9	0.63	0.00	0.03
INLET #1_001288.LAB	3/11/2020	10:15	5,246.2	0.61	0.00	0.02
INLET #1_001289.LAB	3/11/2020	10:16	6,038.1	1.03	0.00	0.05
INLET #1_001290.LAB	3/11/2020	10:17	6,466.7	0.72	0.00	0.04
INLET #1_001291.LAB	3/11/2020	10:18	6,748.1	0.70	0.00	0.04
INLET #1_001292.LAB	3/11/2020	10:19	7,018.8	1.04	0.00	0.04
INLET #1_001293.LAB	3/11/2020	10:20	7,245.2	1.24	0.00	0.03
INLET #1_001294.LAB	3/11/2020	10:21	7,205.3	1.11	0.00	0.03
INLET #1_001295.LAB	3/11/2020	10:22	7,183.1	0.80	0.00	0.03
INLET #1_001296.LAB	3/11/2020	10:23	6,509.3	1.14	0.00	0.04
INLET #1_001297.LAB	3/11/2020	10:24	5,808.5	0.87	0.00	0.04
INLET #1_001298.LAB	3/11/2020	10:25	5,370.8	0.91	0.00	0.02
INLET #1_001299.LAB	3/11/2020	10:26	5,146.2	0.69	0.00	0.02
INLET #1_001300.LAB	3/11/2020	10:27	4,993.3	0.89	0.00	0.02
INLET #1_001301.LAB	3/11/2020	10:28	4,892.7	0.76	0.00	0.02
INLET #1_001302.LAB	3/11/2020	10:29	4,833.0	0.05	0.00	0.03
INLET #1_001303.LAB	3/11/2020	10:30	4,803.1	0.42	0.00	0.02
INLET #1_001304.LAB	3/11/2020	10:31	4,735.1	0.95	0.00	0.02
INLET #1_001305.LAB	3/11/2020	10:32	4,594.8	0.98	0.00	0.03
INLET #1_001306.LAB	3/11/2020	10:33	4,411.9	0.57	0.00	0.03
INLET #1_001307.LAB	3/11/2020	10:34	4,888.0	0.98	0.00	0.02
INLET #1_001308.LAB	3/11/2020	10:35	5,198.9	0.97	0.00	0.02
INLET #1_001309.LAB	3/11/2020	10:36	5,345.0	0.43	0.00	0.02
INLET #1_001310.LAB	3/11/2020	10:37	5,429.9	1.15	0.00	0.02
INLET #1_001311.LAB	3/11/2020	10:38	5,390.4	0.40	0.00	0.02
INLET #1_001312.LAB	3/11/2020	10:39	5,336.3	0.51	0.00	0.02
INLET #1_001313.LAB	3/11/2020	10:40	5,331.1	0.63	0.00	0.02
INLET #1_001314.LAB	3/11/2020	10:41	5,362.7	0.82	0.00	0.02
INLET #1_001315.LAB	3/11/2020	10:42	5,430.4	1.21	0.00	0.02
INLET #1_001316.LAB	3/11/2020	10:43	5,406.4	0.14	0.00	0.02
INLET #1_001317.LAB	3/11/2020	10:44	5,383.9	0.52	0.00	0.02
INLET #1_001318.LAB	3/11/2020	10:45	5,028.1	0.52	0.00	0.02
INLET #1_001319.LAB	3/11/2020	10:46	4,679.4	0.66	0.00	0.02
INLET #1_001320.LAB	3/11/2020	10:47	4,464.9	1.08	0.00	0.02
INLET #1_001321.LAB	3/11/2020	10:48	4,349.0	0.88	0.00	0.03
INLET #1_001322.LAB	3/11/2020	10:49	4,247.6	0.86	0.00	0.03
INLET #1_001323.LAB	3/11/2020	10:50	4,162.9	0.76	0.00	0.03
INLET #1_001324.LAB	3/11/2020	10:51	4,112.2	0.88	0.00	0.03
INLET #1_001325.LAB	3/11/2020	10:52	4,093.3	0.68	0.00	0.03
INLET #1_001326.LAB	3/11/2020	10:53	4,062.4	0.45	0.00	0.03
INLET #1_001327.LAB	3/11/2020	10:54	4,042.2	0.38	0.00	0.03
INLET #1_001328.LAB	3/11/2020	10:55	3,981.7	3.60	0.00	0.06
INLET #1_001329.LAB	3/11/2020	10:56	4,174.4	0.58	0.00	0.03
INLET #1_001330.LAB	3/11/2020	10:57	4,258.2	0.37	0.00	0.03
INLET #1_001331.LAB	3/11/2020	10:58	4,286.7	0.66	0.00	0.03
INLET #1_001332.LAB	3/11/2020	10:59	4,301.9	0.78	0.00	0.03
INLET #1_001333.LAB	3/11/2020	11:00	4,255.7	0.93	0.00	0.03
INLET #1_001334.LAB	3/11/2020	11:01	4,214.8	0.34	0.00	0.03
INLET #1_001335.LAB	3/11/2020	11:02	4,333.6	0.96	0.00	0.03
INLET #1_001336.LAB	3/11/2020	11:03	4,859.2	0.53	0.00	0.03
INLET #1_001337.LAB	3/11/2020	11:04	5,383.4	0.84	0.00	0.02
INLET #1_001338.LAB	3/11/2020	11:05	5,768.7	0.73	0.00	0.04
INLET #1_001339.LAB	3/11/2020	11:06	6,152.3	0.03	0.00	0.04
INLET #1_001340.LAB	3/11/2020	11:07	6,382.7	0.62	0.00	0.04
INLET #1_001341.LAB	3/11/2020	11:08	6,465.8	1.25	0.00	0.04
INLET #1_001342.LAB	3/11/2020	11:09	6,536.8	0.23	0.00	0.04
INLET #1_001343.LAB	3/11/2020	11:10	6,321.4	0.90	0.00	0.04
INLET #1_001344.LAB	3/11/2020	11:11	5,526.4	0.81	0.00	0.02
INLET #1_001345.LAB	3/11/2020	11:12	4,961.2	0.92	0.00	0.02

FTIR Field Data

Company: Medline
Location: Waukegan, IL
Source: Inlet #1
Date: 3/11/2020
Run: 2
Time: 8:35-18:30

Spectrum	Date	Time	Ethylene Oxide ppmv wb	Methane ppmv wb	CD2 % vol wb	Water % vol
INLET #1_001346.LAB	3/11/2020	11:13	4,656.0	0.87	0.00	0.02
INLET #1_001347.LAB	3/11/2020	11:14	4,475.6	0.67	0.00	0.02
INLET #1_001348.LAB	3/11/2020	11:15	4,332.0	0.62	0.00	0.02
INLET #1_001349.LAB	3/11/2020	11:16	4,242.0	0.92	0.00	0.03
INLET #1_001350.LAB	3/11/2020	11:17	4,156.6	0.69	0.00	0.02
INLET #1_001351.LAB	3/11/2020	11:18	4,163.7	0.67	0.00	0.03
INLET #1_001352.LAB	3/11/2020	11:19	4,164.2	0.69	0.00	0.03
INLET #1_001353.LAB	3/11/2020	11:20	4,144.0	0.72	0.00	0.03
INLET #1_001354.LAB	3/11/2020	11:21	4,164.3	0.08	0.00	0.03
INLET #1_001355.LAB	3/11/2020	11:22	4,365.8	0.63	0.00	0.02
INLET #1_001356.LAB	3/11/2020	11:23	4,489.1	0.83	0.00	0.03
INLET #1_001357.LAB	3/11/2020	11:24	4,520.7	0.91	0.00	0.02
INLET #1_001358.LAB	3/11/2020	11:25	4,571.9	0.42	0.00	0.02
INLET #1_001359.LAB	3/11/2020	11:26	4,641.5	0.92	0.00	0.03
INLET #1_001360.LAB	3/11/2020	11:27	4,718.6	0.74	0.00	0.02
INLET #1_001361.LAB	3/11/2020	11:28	4,835.4	0.72	0.00	0.02
INLET #1_001362.LAB	3/11/2020	11:29	4,919.9	1.09	0.00	0.02
INLET #1_001363.LAB	3/11/2020	11:30	4,967.4	0.71	0.00	0.02
INLET #1_001364.LAB	3/11/2020	11:31	5,020.0	0.41	0.00	0.02
INLET #1_001365.LAB	3/11/2020	11:32	5,090.7	0.59	0.00	0.02
INLET #1_001366.LAB	3/11/2020	11:33	4,857.6	0.95	0.00	0.02
INLET #1_001367.LAB	3/11/2020	11:34	4,454.7	0.25	0.00	0.02
INLET #1_001368.LAB	3/11/2020	11:35	4,217.1	0.76	0.00	0.02
INLET #1_001369.LAB	3/11/2020	11:36	4,073.6	0.48	0.00	0.02
INLET #1_001370.LAB	3/11/2020	11:37	3,964.5	3.89	0.00	0.06
INLET #1_001371.LAB	3/11/2020	11:38	3,928.2	3.67	0.00	0.06
INLET #1_001372.LAB	3/11/2020	11:39	3,897.0	3.98	0.00	0.05
INLET #1_001373.LAB	3/11/2020	11:40	3,897.3	3.63	0.00	0.06
INLET #1_001374.LAB	3/11/2020	11:41	3,867.3	4.22	0.00	0.06
INLET #1_001375.LAB	3/11/2020	11:42	3,834.2	3.52	0.00	0.06
INLET #1_001376.LAB	3/11/2020	11:43	3,810.6	3.25	0.00	0.06
INLET #1_001377.LAB	3/11/2020	11:44	3,854.9	3.69	0.00	0.06
INLET #1_001378.LAB	3/11/2020	11:45	3,937.5	3.92	0.00	0.06
INLET #1_001379.LAB	3/11/2020	11:46	3,932.2	4.07	0.00	0.06
INLET #1_001380.LAB	3/11/2020	11:47	3,942.1	3.95	0.00	0.06
INLET #1_001381.LAB	3/11/2020	11:48	3,956.9	3.84	0.00	0.06
INLET #1_001382.LAB	3/11/2020	11:49	3,972.0	3.54	0.00	0.06
INLET #1_001383.LAB	3/11/2020	11:50	4,090.5	0.89	0.00	0.03
INLET #1_001384.LAB	3/11/2020	11:51	4,392.0	1.31	0.00	0.02
INLET #1_001385.LAB	3/11/2020	11:52	4,667.0	1.06	0.00	0.03
INLET #1_001386.LAB	3/11/2020	11:53	4,839.8	1.02	0.00	0.02
INLET #1_001387.LAB	3/11/2020	11:54	4,986.4	0.79	0.00	0.02
INLET #1_001388.LAB	3/11/2020	11:55	5,241.9	1.20	0.00	0.02
INLET #1_001389.LAB	3/11/2020	11:56	5,438.3	0.94	0.00	0.01
INLET #1_001390.LAB	3/11/2020	11:57	5,528.5	1.24	0.00	0.02
INLET #1_001391.LAB	3/11/2020	11:58	5,531.1	0.22	0.00	0.02
INLET #1_001392.LAB	3/11/2020	11:59	5,045.5	0.83	0.00	0.02
INLET #1_001393.LAB	3/11/2020	12:00	4,520.1	0.95	0.00	0.03
INLET #1_001394.LAB	3/11/2020	12:01	4,200.5	0.85	0.00	0.03
INLET #1_001395.LAB	3/11/2020	12:02	4,043.3	0.68	0.00	0.03
INLET #1_001396.LAB	3/11/2020	12:03	3,914.2	3.67	0.00	0.06
INLET #1_001397.LAB	3/11/2020	12:04	3,807.5	3.82	0.00	0.06
INLET #1_001398.LAB	3/11/2020	12:05	3,723.2	3.50	0.00	0.06
INLET #1_001399.LAB	3/11/2020	12:06	3,689.9	3.42	0.00	0.06
INLET #1_001400.LAB	3/11/2020	12:07	3,714.8	3.73	0.00	0.06
INLET #1_001401.LAB	3/11/2020	12:08	3,698.1	3.74	0.00	0.06
INLET #1_001402.LAB	3/11/2020	12:09	3,711.5	4.02	0.00	0.06
INLET #1_001403.LAB	3/11/2020	12:10	3,894.6	3.69	0.00	0.07
INLET #1_001404.LAB	3/11/2020	12:11	3,993.6	3.77	0.00	0.06
INLET #1_001405.LAB	3/11/2020	12:12	4,034.3	0.70	0.00	0.03
INLET #1_001406.LAB	3/11/2020	12:13	4,076.7	0.67	0.00	0.03
INLET #1_001407.LAB	3/11/2020	12:14	4,115.6	0.84	0.00	0.03
INLET #1_001408.LAB	3/11/2020	12:15	4,160.8	0.80	0.00	0.03
INLET #1_001409.LAB	3/11/2020	12:16	4,197.9	0.66	0.00	0.03
INLET #1_001410.LAB	3/11/2020	12:17	4,275.3	0.65	0.00	0.03
INLET #1_001411.LAB	3/11/2020	12:18	4,365.5	0.52	0.00	0.02
INLET #1_001412.LAB	3/11/2020	12:19	4,386.9	0.65	0.00	0.03
INLET #1_001413.LAB	3/11/2020	12:20	4,405.6	0.87	0.00	0.03
INLET #1_001414.LAB	3/11/2020	12:21	4,186.1	0.44	0.00	0.03
INLET #1_001415.LAB	3/11/2020	12:22	3,867.2	3.55	0.00	0.06
INLET #1_001416.LAB	3/11/2020	12:23	3,677.7	3.75	0.00	0.06
INLET #1_001417.LAB	3/11/2020	12:24	3,588.0	3.42	0.00	0.06
INLET #1_001418.LAB	3/11/2020	12:25	3,503.5	3.48	0.00	0.06
INLET #1_001419.LAB	3/11/2020	12:26	3,431.0	3.49	0.00	0.06
INLET #1_001420.LAB	3/11/2020	12:27	3,381.1	3.16	0.00	0.06
INLET #1_001421.LAB	3/11/2020	12:28	3,338.0	3.42	0.00	0.06
INLET #1_001422.LAB	3/11/2020	12:29	3,343.7	2.94	0.00	0.05
INLET #1_001423.LAB	3/11/2020	12:30	3,349.2	3.30	0.00	0.06
INLET #1_001424.LAB	3/11/2020	12:31	3,409.8	3.44	0.00	0.06

FTIR Field Data

Company: Medline
Location: Waukegan, IL
Source: Inlet #1
Date: 3/11/2020
Run: 2
Time: 8:35-18:30

Spectrum	Date	Time	Ethylene Oxide ppmv wb	Methane ppmv wb	CO2 % vol wb	Water % vol
INLET #1_001425.LAB	3/11/2020	12:32	3,712.4	3.85	0.00	0.06
INLET #1_001426.LAB	3/11/2020	12:33	4,027.8	0.52	0.00	0.03
INLET #1_001427.LAB	3/11/2020	12:34	4,267.5	0.65	0.00	0.03
INLET #1_001428.LAB	3/11/2020	12:35	4,519.2	0.84	0.00	0.03
INLET #1_001429.LAB	3/11/2020	12:36	4,723.1	0.90	0.00	0.03
INLET #1_001430.LAB	3/11/2020	12:37	4,828.4	1.17	0.00	0.02
INLET #1_001431.LAB	3/11/2020	12:38	4,899.6	0.72	0.00	0.02
INLET #1_001432.LAB	3/11/2020	12:39	4,707.7	0.64	0.00	0.03
INLET #1_001433.LAB	3/11/2020	12:40	4,365.8	0.87	0.00	0.03
INLET #1_001434.LAB	3/11/2020	12:41	4,127.8	0.80	0.00	0.02
INLET #1_001435.LAB	3/11/2020	12:42	4,004.2	0.34	0.00	0.03
INLET #1_001436.LAB	3/11/2020	12:43	3,947.8	3.84	0.00	0.06
INLET #1_001437.LAB	3/11/2020	12:44	3,846.0	3.91	0.00	0.06
INLET #1_001438.LAB	3/11/2020	12:45	3,760.8	3.34	0.00	0.06
INLET #1_001439.LAB	3/11/2020	12:46	3,650.0	3.50	0.00	0.06
INLET #1_001440.LAB	3/11/2020	12:47	3,542.2	3.45	0.00	0.06
INLET #1_001441.LAB	3/11/2020	12:48	3,453.2	3.44	0.00	0.06
INLET #1_001442.LAB	3/11/2020	12:49	3,388.4	3.25	0.00	0.06
INLET #1_001443.LAB	3/11/2020	12:50	3,431.1	3.33	0.00	0.06
INLET #1_001444.LAB	3/11/2020	12:51	3,684.2	3.35	0.00	0.06
INLET #1_001445.LAB	3/11/2020	12:52	3,782.7	3.68	0.00	0.06
INLET #1_001446.LAB	3/11/2020	12:53	3,782.5	3.90	0.00	0.06
INLET #1_001447.LAB	3/11/2020	12:54	3,799.1	3.47	0.00	0.06
INLET #1_001448.LAB	3/11/2020	12:55	3,820.8	3.66	0.00	0.06
INLET #1_001449.LAB	3/11/2020	12:56	3,844.8	3.54	0.00	0.06
INLET #1_001450.LAB	3/11/2020	12:57	3,888.3	3.95	0.00	0.06
INLET #1_001451.LAB	3/11/2020	12:58	3,948.9	3.89	0.00	0.06
INLET #1_001452.LAB	3/11/2020	12:59	4,002.6	3.57	0.00	0.06
INLET #1_001453.LAB	3/11/2020	13:00	4,048.9	0.57	0.00	0.03
INLET #1_001454.LAB	3/11/2020	13:01	4,028.9	0.61	0.00	0.03
INLET #1_001455.LAB	3/11/2020	13:02	3,837.7	3.93	0.00	0.06
INLET #1_001456.LAB	3/11/2020	13:03	3,658.5	3.86	0.00	0.06
INLET #1_001457.LAB	3/11/2020	13:04	3,534.0	3.50	0.00	0.06
INLET #1_001458.LAB	3/11/2020	13:05	3,478.3	3.37	0.00	0.06
INLET #1_001459.LAB	3/11/2020	13:06	3,391.7	3.24	0.00	0.06
INLET #1_001460.LAB	3/11/2020	13:07	3,322.3	3.70	0.00	0.04
INLET #1_001461.LAB	3/11/2020	13:08	3,258.2	3.55	0.00	0.04
INLET #1_001462.LAB	3/11/2020	13:09	3,219.9	3.25	0.00	0.04
INLET #1_001463.LAB	3/11/2020	13:10	3,178.4	3.17	0.00	0.04
INLET #1_001464.LAB	3/11/2020	13:11	3,130.7	3.49	0.00	0.04
INLET #1_001465.LAB	3/11/2020	13:12	3,105.9	3.50	0.00	0.05
INLET #1_001466.LAB	3/11/2020	13:13	3,212.6	3.46	0.00	0.04
INLET #1_001467.LAB	3/11/2020	13:14	3,282.5	3.54	0.00	0.04
INLET #1_001468.LAB	3/11/2020	13:15	3,458.7	3.56	0.00	0.06
INLET #1_001469.LAB	3/11/2020	13:16	3,546.6	3.62	0.00	0.07
INLET #1_001470.LAB	3/11/2020	13:17	3,558.1	3.71	0.00	0.06
INLET #1_001471.LAB	3/11/2020	13:18	3,571.7	3.79	0.00	0.06
INLET #1_001472.LAB	3/11/2020	13:19	3,564.6	3.76	0.00	0.06
INLET #1_001473.LAB	3/11/2020	13:20	3,588.1	3.60	0.00	0.07
INLET #1_001474.LAB	3/11/2020	13:21	3,843.0	3.57	0.00	0.07
INLET #1_001475.LAB	3/11/2020	13:22	3,925.4	4.19	0.00	0.07
INLET #1_001476.LAB	3/11/2020	13:23	3,953.6	3.75	0.00	0.07
INLET #1_001477.LAB	3/11/2020	13:24	3,904.6	4.12	0.00	0.07
INLET #1_001478.LAB	3/11/2020	13:25	3,797.1	3.77	0.00	0.07
INLET #1_001479.LAB	3/11/2020	13:26	3,688.9	3.83	0.00	0.07
INLET #1_001480.LAB	3/11/2020	13:27	3,645.8	3.60	0.00	0.07
INLET #1_001481.LAB	3/11/2020	13:28	4,511.8	1.17	0.00	0.05
INLET #1_001482.LAB	3/11/2020	13:29	4,418.6	1.00	0.00	0.06
INLET #1_001483.LAB	3/11/2020	13:30	4,366.1	1.34	0.00	0.05
INLET #1_001484.LAB	3/11/2020	13:31	4,319.4	1.65	0.00	0.06
INLET #1_001485.LAB	3/11/2020	13:32	4,247.8	1.30	0.00	0.06
INLET #1_001486.LAB	3/11/2020	13:33	4,186.9	1.38	0.00	0.06
INLET #1_001487.LAB	3/11/2020	13:34	4,214.1	1.19	0.00	0.06
INLET #1_001488.LAB	3/11/2020	13:35	4,629.3	2.27	0.00	0.06
INLET #1_001489.LAB	3/11/2020	13:36	4,778.2	1.70	0.00	0.05
INLET #1_001490.LAB	3/11/2020	13:37	4,743.6	2.16	0.00	0.06
INLET #1_001491.LAB	3/11/2020	13:38	4,724.3	2.21	0.00	0.06
INLET #1_001492.LAB	3/11/2020	13:39	4,726.8	2.37	0.00	0.06
INLET #1_001493.LAB	3/11/2020	13:40	4,717.2	2.07	0.00	0.06
INLET #1_001494.LAB	3/11/2020	13:41	4,709.7	2.00	0.00	0.06
INLET #1_001495.LAB	3/11/2020	13:42	4,735.3	2.14	0.00	0.06
INLET #1_001496.LAB	3/11/2020	13:43	4,759.0	1.35	0.00	0.06
INLET #1_001497.LAB	3/11/2020	13:44	4,796.7	1.18	0.00	0.06
INLET #1_001498.LAB	3/11/2020	13:45	4,786.8	1.45	0.00	0.06
INLET #1_001499.LAB	3/11/2020	13:46	4,654.3	1.21	0.00	0.06
INLET #1_001500.LAB	3/11/2020	13:47	4,531.5	1.62	0.00	0.06
INLET #1_001501.LAB	3/11/2020	13:48	4,436.6	1.21	0.00	0.07
INLET #1_001502.LAB	3/11/2020	13:49	4,344.7	1.50	0.00	0.06
INLET #1_001503.LAB	3/11/2020	13:50	4,237.4	1.48	0.00	0.06

FTIR Field Data

Company: Medline
Location: Waukegan, IL
Source: Inlet #1
Date: 3/11/2020
Run: 2
Time: 8:35-18:30

Spectrum	Date	Time	Ethylene Oxide ppmv wb	Methane ppmv wb	CO2 % vol wb	Water % vol
INLET #1_001504.LAB	3/11/2020	13:51	4,261.8	1.08	0.00	0.07
INLET #1_001505.LAB	3/11/2020	13:52	4,238.7	0.79	0.00	0.06
INLET #1_001506.LAB	3/11/2020	13:53	4,210.7	1.15	0.00	0.06
INLET #1_001507.LAB	3/11/2020	13:54	4,175.5	1.95	0.00	0.06
INLET #1_001508.LAB	3/11/2020	13:55	4,148.1	2.17	0.00	0.06
INLET #1_001509.LAB	3/11/2020	13:58	4,138.9	1.86	0.00	0.07
INLET #1_001510.LAB	3/11/2020	13:57	4,292.7	1.91	0.00	0.07
INLET #1_001511.LAB	3/11/2020	13:58	4,379.2	1.29	0.00	0.07
INLET #1_001512.LAB	3/11/2020	13:59	4,391.1	1.41	0.00	0.07
INLET #1_001513.LAB	3/11/2020	14:00	4,386.6	1.76	0.00	0.06
INLET #1_001514.LAB	3/11/2020	14:01	4,394.4	1.73	0.00	0.07
INLET #1_001515.LAB	3/11/2020	14:02	4,395.2	1.59	0.00	0.07
INLET #1_001516.LAB	3/11/2020	14:03	4,368.2	1.89	0.00	0.07
INLET #1_001517.LAB	3/11/2020	14:04	4,351.2	1.74	0.00	0.07
INLET #1_001518.LAB	3/11/2020	14:05	4,367.1	1.52	0.00	0.07
INLET #1_001519.LAB	3/11/2020	14:06	4,384.1	1.64	0.00	0.07
INLET #1_001520.LAB	3/11/2020	14:07	4,419.4	1.07	0.00	0.07
INLET #1_001521.LAB	3/11/2020	14:08	4,334.7	1.31	0.00	0.06
INLET #1_001522.LAB	3/11/2020	14:09	4,254.4	1.56	0.00	0.07
INLET #1_001523.LAB	3/11/2020	14:10	4,154.0	1.24	0.00	0.07
INLET #1_001524.LAB	3/11/2020	14:11	4,077.0	2.06	0.00	0.07
INLET #1_001525.LAB	3/11/2020	14:12	3,978.4	4.24	0.00	0.10
INLET #1_001526.LAB	3/11/2020	14:13	3,912.2	4.17	0.00	0.10
INLET #1_001527.LAB	3/11/2020	14:14	3,882.3	4.93	0.00	0.10
INLET #1_001528.LAB	3/11/2020	14:15	4,362.2	1.10	0.00	0.08
INLET #1_001529.LAB	3/11/2020	14:16	5,944.0	2.90	0.00	0.11
INLET #1_001530.LAB	3/11/2020	14:17	5,946.6	2.80	0.00	0.11
INLET #1_001531.LAB	3/11/2020	14:18	6,236.3	2.64	0.00	0.11
INLET #1_001532.LAB	3/11/2020	14:19	6,268.5	3.37	0.00	0.11
INLET #1_001533.LAB	3/11/2020	14:20	6,235.3	2.49	0.00	0.11
INLET #1_001534.LAB	3/11/2020	14:21	6,265.3	3.06	0.00	0.10
INLET #1_001535.LAB	3/11/2020	14:22	6,282.6	2.67	0.00	0.11
INLET #1_001536.LAB	3/11/2020	14:23	6,276.0	3.08	0.00	0.11
INLET #1_001537.LAB	3/11/2020	14:24	6,285.2	3.04	0.00	0.10
INLET #1_001538.LAB	3/11/2020	14:25	6,304.6	3.69	0.00	0.10
INLET #1_001539.LAB	3/11/2020	14:26	6,336.0	3.00	0.00	0.10
INLET #1_001540.LAB	3/11/2020	14:27	6,407.7	2.27	0.00	0.10
INLET #1_001541.LAB	3/11/2020	14:28	6,406.9	3.32	0.00	0.10
INLET #1_001542.LAB	3/11/2020	14:29	6,213.3	2.50	0.00	0.10
INLET #1_001543.LAB	3/11/2020	14:30	6,105.7	3.09	0.00	0.10
INLET #1_001544.LAB	3/11/2020	14:31	5,950.8	3.15	0.00	0.10
INLET #1_001545.LAB	3/11/2020	14:32	5,816.8	2.44	0.00	0.11
INLET #1_001546.LAB	3/11/2020	14:33	5,621.3	2.58	0.00	0.11
INLET #1_001547.LAB	3/11/2020	14:34	5,520.9	1.21	0.00	0.11
INLET #1_001548.LAB	3/11/2020	14:35	5,460.0	2.61	0.00	0.11
INLET #1_001549.LAB	3/11/2020	14:36	5,417.6	2.21	0.00	0.11
INLET #1_001550.LAB	3/11/2020	14:37	5,394.8	2.67	0.00	0.11
INLET #1_001551.LAB	3/11/2020	14:38	5,399.7	2.92	0.00	0.11
INLET #1_001552.LAB	3/11/2020	14:39	5,424.4	2.32	0.00	0.11
INLET #1_001553.LAB	3/11/2020	14:40	5,655.3	2.53	0.00	0.11
INLET #1_001554.LAB	3/11/2020	14:41	5,749.0	2.06	0.00	0.11
INLET #1_001555.LAB	3/11/2020	14:42	5,763.2	2.00	0.00	0.10
INLET #1_001556.LAB	3/11/2020	14:43	5,774.9	2.04	0.00	0.11
INLET #1_001557.LAB	3/11/2020	14:44	5,779.2	1.44	0.00	0.10
INLET #1_001558.LAB	3/11/2020	14:45	5,768.4	2.14	0.00	0.10
INLET #1_001559.LAB	3/11/2020	14:46	5,768.9	1.42	0.00	0.10
INLET #1_001560.LAB	3/11/2020	14:47	5,786.8	2.10	0.00	0.11
INLET #1_001561.LAB	3/11/2020	14:48	5,814.1	2.70	0.00	0.11
INLET #1_001562.LAB	3/11/2020	14:49	5,861.4	2.50	0.00	0.10
INLET #1_001563.LAB	3/11/2020	14:50	5,907.4	2.73	0.00	0.10
INLET #1_001564.LAB	3/11/2020	14:51	5,758.6	2.36	0.00	0.10
INLET #1_001565.LAB	3/11/2020	14:52	5,660.2	2.98	0.00	0.11
INLET #1_001566.LAB	3/11/2020	14:53	5,549.2	2.54	0.00	0.11
INLET #1_001567.LAB	3/11/2020	14:54	5,417.1	2.51	0.00	0.10
INLET #1_001568.LAB	3/11/2020	14:55	5,236.6	2.62	0.00	0.10
INLET #1_001569.LAB	3/11/2020	14:56	5,154.0	2.21	0.00	0.11
INLET #1_001570.LAB	3/11/2020	14:57	5,100.0	1.76	0.00	0.11
INLET #1_001571.LAB	3/11/2020	14:58	5,054.0	2.45	0.00	0.11
INLET #1_001572.LAB	3/11/2020	14:59	5,023.7	2.56	0.00	0.11
INLET #1_001573.LAB	3/11/2020	15:00	5,026.5	2.79	0.00	0.11
INLET #1_001574.LAB	3/11/2020	15:01	5,026.1	2.51	0.00	0.11
INLET #1_001575.LAB	3/11/2020	15:02	5,171.3	2.10	0.00	0.11
INLET #1_001576.LAB	3/11/2020	15:03	5,304.3	2.86	0.00	0.10
INLET #1_001577.LAB	3/11/2020	15:04	5,325.2	2.45	0.00	0.11
INLET #1_001578.LAB	3/11/2020	15:05	5,339.4	1.86	0.00	0.10
INLET #1_001579.LAB	3/11/2020	15:06	5,334.5	2.36	0.00	0.10
INLET #1_001580.LAB	3/11/2020	15:07	5,320.0	2.50	0.00	0.10
INLET #1_001581.LAB	3/11/2020	15:08	5,326.6	2.10	0.00	0.11
INLET #1_001582.LAB	3/11/2020	15:09	5,334.2	2.26	0.00	0.10

FTIR Field Data

Company: Medline
Location: Waukegan, IL
Source: Inlet #1
Date: 3/11/2020
Run: 2
Time: 8:35-18:30

Spectrum	Date	Time	Ethylene Oxide ppmv wb	Methane ppmv wb	CO2 % vol wb	Water % vol
INLET #1_001583.LAB	3/11/2020	15:10	5,351.7	2.81	0.00	0.11
INLET #1_001584.LAB	3/11/2020	15:11	5,363.8	2.80	0.00	0.10
INLET #1_001585.LAB	3/11/2020	15:12	5,403.1	2.75	0.00	0.10
INLET #1_001586.LAB	3/11/2020	15:13	5,289.7	2.36	0.00	0.10
INLET #1_001587.LAB	3/11/2020	15:14	5,138.7	2.32	0.00	0.11
INLET #1_001588.LAB	3/11/2020	15:15	5,060.6	1.90	0.00	0.11
INLET #1_001589.LAB	3/11/2020	15:16	4,977.1	2.24	0.00	0.11
INLET #1_001590.LAB	3/11/2020	15:17	4,940.7	2.38	0.00	0.11
INLET #1_001591.LAB	3/11/2020	15:18	4,914.2	2.16	0.00	0.11
INLET #1_001592.LAB	3/11/2020	15:19	4,891.0	1.67	0.00	0.11
INLET #1_001593.LAB	3/11/2020	15:20	4,877.3	1.74	0.00	0.11
INLET #1_001594.LAB	3/11/2020	15:21	4,864.3	2.09	0.00	0.10
INLET #1_001595.LAB	3/11/2020	15:22	4,935.8	2.30	0.00	0.11
INLET #1_001596.LAB	3/11/2020	15:23	4,933.3	2.51	0.00	0.11
INLET #1_001597.LAB	3/11/2020	15:24	4,971.7	2.43	0.00	0.11
INLET #1_001598.LAB	3/11/2020	15:25	5,131.9	2.30	0.00	0.11
INLET #1_001599.LAB	3/11/2020	15:26	5,076.6	1.75	0.00	0.11
INLET #1_001600.LAB	3/11/2020	15:27	4,985.9	2.29	0.00	0.11
INLET #1_001601.LAB	3/11/2020	15:28	4,899.4	2.11	0.00	0.11
INLET #1_001602.LAB	3/11/2020	15:29	4,878.9	1.87	0.00	0.10
INLET #1_001603.LAB	3/11/2020	15:30	4,876.4	2.30	0.00	0.11
INLET #1_001604.LAB	3/11/2020	15:31	4,881.2	2.37	0.00	0.11
INLET #1_001605.LAB	3/11/2020	15:32	4,905.8	2.13	0.00	0.11
INLET #1_001606.LAB	3/11/2020	15:33	4,925.8	2.60	0.00	0.11
INLET #1_001607.LAB	3/11/2020	15:34	4,974.3	1.73	0.00	0.11
INLET #1_001608.LAB	3/11/2020	15:35	4,926.2	2.29	0.00	0.10
INLET #1_001609.LAB	3/11/2020	15:36	4,770.5	1.99	0.00	0.11
INLET #1_001610.LAB	3/11/2020	15:37	4,703.2	2.31	0.00	0.11
INLET #1_001611.LAB	3/11/2020	15:38	4,616.3	2.22	0.00	0.10
INLET #1_001612.LAB	3/11/2020	15:39	4,570.6	2.62	0.00	0.11
INLET #1_001613.LAB	3/11/2020	15:40	4,552.8	2.80	0.00	0.11
INLET #1_001614.LAB	3/11/2020	15:41	4,544.3	2.19	0.00	0.11
INLET #1_001615.LAB	3/11/2020	15:42	4,535.0	2.06	0.00	0.11
INLET #1_001616.LAB	3/11/2020	15:43	4,522.7	1.95	0.00	0.11
INLET #1_001617.LAB	3/11/2020	15:44	4,576.7	1.95	0.00	0.11
INLET #1_001618.LAB	3/11/2020	15:45	4,585.0	2.10	0.00	0.11
INLET #1_001619.LAB	3/11/2020	15:46	4,599.1	1.80	0.00	0.11
INLET #1_001620.LAB	3/11/2020	15:47	4,759.0	2.18	0.00	0.11
INLET #1_001621.LAB	3/11/2020	15:48	4,845.9	2.10	0.00	0.11
INLET #1_001622.LAB	3/11/2020	15:49	4,768.2	2.14	0.00	0.11
INLET #1_001623.LAB	3/11/2020	15:50	4,663.1	2.23	0.00	0.11
INLET #1_001624.LAB	3/11/2020	15:51	4,636.5	2.28	0.00	0.11
INLET #1_001625.LAB	3/11/2020	15:52	4,625.7	2.19	0.00	0.11
INLET #1_001626.LAB	3/11/2020	15:53	4,625.2	2.32	0.00	0.11
INLET #1_001627.LAB	3/11/2020	15:54	4,636.8	2.15	0.00	0.11
INLET #1_001628.LAB	3/11/2020	15:55	4,650.5	2.27	0.00	0.11
INLET #1_001629.LAB	3/11/2020	15:56	4,684.9	2.35	0.00	0.11
INLET #1_001630.LAB	3/11/2020	15:57	4,687.1	2.23	0.00	0.11
INLET #1_001631.LAB	3/11/2020	15:58	4,548.5	2.24	0.00	0.11
INLET #1_001632.LAB	3/11/2020	15:59	4,494.6	2.15	0.00	0.11
INLET #1_001633.LAB	3/11/2020	16:00	4,426.3	2.01	0.00	0.11
INLET #1_001634.LAB	3/11/2020	16:01	4,375.2	1.54	0.00	0.11
INLET #1_001635.LAB	3/11/2020	16:02	4,354.0	2.03	0.00	0.11
INLET #1_001636.LAB	3/11/2020	16:03	4,343.3	1.90	0.00	0.11
INLET #1_001637.LAB	3/11/2020	16:04	4,331.5	2.27	0.00	0.11
INLET #1_001638.LAB	3/11/2020	16:05	4,320.1	2.17	0.00	0.11
INLET #1_001639.LAB	3/11/2020	16:06	4,352.2	1.80	0.00	0.11
INLET #1_001640.LAB	3/11/2020	16:07	4,376.5	1.49	0.00	0.11
INLET #1_001641.LAB	3/11/2020	16:08	4,369.9	1.57	0.00	0.11
INLET #1_001642.LAB	3/11/2020	16:09	4,474.1	1.69	0.00	0.11
INLET #1_001643.LAB	3/11/2020	16:10	4,534.8	1.88	0.00	0.11
INLET #1_001644.LAB	3/11/2020	16:11	4,500.7	2.03	0.00	0.11
INLET #1_001645.LAB	3/11/2020	16:12	4,415.9	1.92	0.00	0.11
INLET #1_001646.LAB	3/11/2020	16:13	4,386.4	1.57	0.00	0.11
INLET #1_001647.LAB	3/11/2020	16:14	4,379.7	1.77	0.00	0.11
INLET #1_001648.LAB	3/11/2020	16:15	4,377.8	1.79	0.00	0.11
INLET #1_001649.LAB	3/11/2020	16:16	4,389.8	1.31	0.00	0.11
INLET #1_001650.LAB	3/11/2020	16:17	4,401.5	1.35	0.00	0.11
INLET #1_001651.LAB	3/11/2020	16:18	4,426.9	1.39	0.00	0.11
INLET #1_001852.LAB	3/11/2020	16:19	4,453.9	1.79	0.00	0.11
INLET #1_001653.LAB	3/11/2020	16:20	4,280.4	2.02	0.00	0.11
INLET #1_001654.LAB	3/11/2020	16:21	4,121.6	2.00	0.00	0.11
INLET #1_001655.LAB	3/11/2020	16:22	4,061.2	1.76	0.00	0.11
INLET #1_001656.LAB	3/11/2020	16:23	4,036.8	1.06	0.00	0.11
INLET #1_001657.LAB	3/11/2020	16:24	4,024.8	1.50	0.00	0.11
INLET #1_001658.LAB	3/11/2020	16:25	4,414.6	1.68	0.00	0.12
INLET #1_001659.LAB	3/11/2020	16:26	5,168.1	3.33	0.00	0.14
INLET #1_001660.LAB	3/11/2020	16:27	5,176.5	3.15	0.00	0.15
INLET #1_001661.LAB	3/11/2020	16:28	5,193.2	2.80	0.00	0.14

FTIR Field Data

Company: Medline
Location: Waukegan, IL
Source: Inlet #1
Date: 3/11/2020
Run: 2
Time: 8:35-18:30

Spectrum	Date	Time	Ethylene Oxide ppmv wb	Methane ppmv wb	CO2 % vol wb	Water % vol
INLET #1_001662.LAB	3/11/2020	16:29	5,225.5	1.81	0.00	0.14
INLET #1_001663.LAB	3/11/2020	16:30	5,241.3	2.80	0.00	0.14
INLET #1_001664.LAB	3/11/2020	16:31	5,423.9	2.46	0.00	0.14
INLET #1_001665.LAB	3/11/2020	16:32	5,396.8	3.07	0.00	0.15
INLET #1_001666.LAB	3/11/2020	16:33	5,270.9	2.19	0.00	0.14
INLET #1_001667.LAB	3/11/2020	16:34	5,226.3	3.12	0.00	0.14
INLET #1_001668.LAB	3/11/2020	16:35	5,231.4	3.35	0.00	0.14
INLET #1_001669.LAB	3/11/2020	16:36	5,235.7	2.97	0.00	0.14
INLET #1_001670.LAB	3/11/2020	16:37	5,242.9	3.06	0.00	0.14
INLET #1_001671.LAB	3/11/2020	16:38	5,260.8	3.12	0.00	0.14
INLET #1_001672.LAB	3/11/2020	16:39	5,290.4	1.95	0.00	0.14
INLET #1_001673.LAB	3/11/2020	16:40	5,328.5	1.96	0.00	0.14
INLET #1_001674.LAB	3/11/2020	16:41	5,263.9	2.41	0.00	0.14
INLET #1_001675.LAB	3/11/2020	16:42	4,985.4	2.13	0.00	0.14
INLET #1_001676.LAB	3/11/2020	16:43	4,899.7	1.79	0.00	0.14
INLET #1_001677.LAB	3/11/2020	16:44	4,874.5	2.37	0.00	0.14
INLET #1_001678.LAB	3/11/2020	16:45	4,861.8	2.42	0.00	0.14
INLET #1_001679.LAB	3/11/2020	16:46	4,856.8	2.57	0.00	0.14
INLET #1_001680.LAB	3/11/2020	16:47	4,852.1	2.63	0.00	0.15
INLET #1_001681.LAB	3/11/2020	16:48	4,843.4	2.48	0.00	0.15
INLET #1_001682.LAB	3/11/2020	16:49	4,841.3	2.55	0.00	0.14
INLET #1_001683.LAB	3/11/2020	16:50	4,845.6	3.00	0.00	0.14
INLET #1_001684.LAB	3/11/2020	16:51	4,873.6	2.56	0.00	0.14
INLET #1_001685.LAB	3/11/2020	16:52	4,866.6	2.72	0.00	0.14
INLET #1_001686.LAB	3/11/2020	16:53	5,090.3	2.20	0.00	0.14
INLET #1_001687.LAB	3/11/2020	16:54	5,165.8	2.10	0.00	0.14
INLET #1_001688.LAB	3/11/2020	16:55	5,210.7	1.16	0.00	0.14
INLET #1_001689.LAB	3/11/2020	16:56	5,256.1	2.25	0.00	0.13
INLET #1_001690.LAB	3/11/2020	16:57	5,294.4	2.64	0.00	0.14
INLET #1_001691.LAB	3/11/2020	16:58	5,334.6	3.24	0.00	0.14
INLET #1_001692.LAB	3/11/2020	16:59	5,384.3	3.08	0.00	0.13
INLET #1_001693.LAB	3/11/2020	17:00	5,442.0	2.19	0.00	0.13
INLET #1_001694.LAB	3/11/2020	17:01	5,508.1	2.35	0.00	0.13
INLET #1_001695.LAB	3/11/2020	17:02	5,510.7	2.47	0.00	0.13
INLET #1_001696.LAB	3/11/2020	17:03	5,599.6	2.74	0.00	0.13
INLET #1_001697.LAB	3/11/2020	17:04	5,622.3	2.18	0.00	0.13
INLET #1_001698.LAB	3/11/2020	17:05	5,625.7	2.19	0.00	0.13
INLET #1_001699.LAB	3/11/2020	17:06	5,626.3	2.75	0.00	0.13
INLET #1_001700.LAB	3/11/2020	17:07	5,619.3	2.52	0.00	0.13
INLET #1_001701.LAB	3/11/2020	17:08	5,606.0	2.78	0.00	0.13
INLET #1_001702.LAB	3/11/2020	17:09	5,590.2	2.83	0.00	0.13
INLET #1_001703.LAB	3/11/2020	17:10	5,569.4	2.21	0.00	0.13
INLET #1_001704.LAB	3/11/2020	17:11	5,552.3	1.40	0.00	0.13
INLET #1_001705.LAB	3/11/2020	17:12	5,531.4	1.87	0.00	0.13
INLET #1_001706.LAB	3/11/2020	17:13	5,610.7	2.62	0.00	0.13
INLET #1_001707.LAB	3/11/2020	17:14	5,549.7	2.57	0.00	0.13
INLET #1_001708.LAB	3/11/2020	17:15	5,455.4	3.46	0.00	0.13
INLET #1_001709.LAB	3/11/2020	17:16	5,392.7	1.91	0.00	0.13
INLET #1_001710.LAB	3/11/2020	17:17	5,385.3	2.06	0.00	0.13
INLET #1_001711.LAB	3/11/2020	17:18	5,404.3	2.84	0.00	0.13
INLET #1_001712.LAB	3/11/2020	17:19	5,543.7	3.20	0.00	0.13
INLET #1_001713.LAB	3/11/2020	17:20	5,470.0	2.60	0.00	0.13
INLET #1_001714.LAB	3/11/2020	17:21	5,466.3	2.27	0.00	0.13
INLET #1_001715.LAB	3/11/2020	17:22	5,465.7	2.31	0.00	0.13
INLET #1_001716.LAB	3/11/2020	17:23	5,482.8	2.91	0.00	0.13
INLET #1_001717.LAB	3/11/2020	17:24	5,442.4	2.61	0.00	0.13
INLET #1_001718.LAB	3/11/2020	17:25	5,480.7	3.03	0.00	0.13
INLET #1_001719.LAB	3/11/2020	17:26	5,512.9	2.47	0.00	0.13
INLET #1_001720.LAB	3/11/2020	17:27	5,505.6	1.75	0.00	0.13
INLET #1_001721.LAB	3/11/2020	17:28	5,500.2	1.28	0.00	0.13
INLET #1_001722.LAB	3/11/2020	17:29	5,492.5	3.24	0.00	0.13
INLET #1_001723.LAB	3/11/2020	17:30	5,478.7	3.43	0.00	0.13
INLET #1_001724.LAB	3/11/2020	17:31	5,466.5	3.00	0.00	0.13
INLET #1_001725.LAB	3/11/2020	17:32	5,448.4	2.90	0.00	0.13
INLET #1_001726.LAB	3/11/2020	17:33	5,435.2	2.45	0.00	0.13
INLET #1_001727.LAB	3/11/2020	17:34	5,423.3	2.00	0.00	0.13
INLET #1_001728.LAB	3/11/2020	17:35	5,414.6	1.89	0.00	0.13
INLET #1_001729.LAB	3/11/2020	17:36	5,402.0	2.12	0.00	0.13
INLET #1_001730.LAB	3/11/2020	17:37	5,391.1	1.99	0.00	0.13
INLET #1_001731.LAB	3/11/2020	17:38	5,378.3	1.88	0.00	0.13
INLET #1_001732.LAB	3/11/2020	17:39	5,368.2	1.72	0.00	0.13
INLET #1_001733.LAB	3/11/2020	17:40	5,358.4	1.98	0.00	0.13
INLET #1_001734.LAB	3/11/2020	17:41	5,348.5	1.83	0.00	0.13
INLET #1_001735.LAB	3/11/2020	17:42	5,342.5	1.61	0.00	0.13
INLET #1_001736.LAB	3/11/2020	17:43	5,335.4	1.91	0.00	0.13
INLET #1_001737.LAB	3/11/2020	17:44	5,328.8	1.68	0.00	0.13
INLET #1_001738.LAB	3/11/2020	17:45	5,323.6	1.54	0.00	0.13
INLET #1_001739.LAB	3/11/2020	17:46	5,316.0	1.59	0.00	0.13
INLET #1_001740.LAB	3/11/2020	17:47	5,309.0	1.88	0.00	0.13

FTIR Field Data

Company: Medline
Location: Waukegan, IL
Source: Inlet #1
Date: 3/11/2020
Run: 2
Time: 8:35-18:30

Spectrum	Date	Time	Ethylene Oxide ppmv wb	Methane ppmv wb	CO2 % vol wb	Water % vol
INLET #1_001741.LAB	3/11/2020	17:48	5,300.8	2.00	0.00	0.12
INLET #1_001742.LAB	3/11/2020	17:49	5,293.1	1.92	0.00	0.13
INLET #1_001743.LAB	3/11/2020	17:50	5,282.5	1.96	0.00	0.13
INLET #1_001744.LAB	3/11/2020	17:51	5,276.0	2.19	0.00	0.13
INLET #1_001745.LAB	3/11/2020	17:52	5,273.2	1.95	0.00	0.13
INLET #1_001746.LAB	3/11/2020	17:53	5,270.6	2.10	0.00	0.12
INLET #1_001747.LAB	3/11/2020	17:54	5,260.8	2.49	0.00	0.12
INLET #1_001748.LAB	3/11/2020	17:55	5,249.3	2.50	0.00	0.13
INLET #1_001749.LAB	3/11/2020	17:56	5,246.5	2.58	0.00	0.12
INLET #1_001750.LAB	3/11/2020	17:57	5,236.2	2.44	0.00	0.13
INLET #1_001751.LAB	3/11/2020	17:58	5,228.0	3.04	0.00	0.12
INLET #1_001752.LAB	3/11/2020	17:59	5,220.6	2.75	0.00	0.12
INLET #1_001753.LAB	3/11/2020	18:00	5,211.8	2.63	0.00	0.12
INLET #1_001754.LAB	3/11/2020	18:01	5,200.3	2.51	0.00	0.13
INLET #1_001755.LAB	3/11/2020	18:02	5,191.1	2.62	0.00	0.13
INLET #1_001756.LAB	3/11/2020	18:03	5,178.8	2.17	0.00	0.13
INLET #1_001757.LAB	3/11/2020	18:04	5,169.1	2.16	0.00	0.13
INLET #1_001758.LAB	3/11/2020	18:05	5,164.7	1.59	0.00	0.12
INLET #1_001759.LAB	3/11/2020	18:06	5,159.3	1.84	0.00	0.13
INLET #1_001760.LAB	3/11/2020	18:07	5,152.5	1.75	0.00	0.12
INLET #1_001761.LAB	3/11/2020	18:08	5,145.8	2.63	0.00	0.12
INLET #1_001762.LAB	3/11/2020	18:09	5,137.3	2.78	0.00	0.13
INLET #1_001763.LAB	3/11/2020	18:10	5,127.2	2.31	0.00	0.12
INLET #1_001764.LAB	3/11/2020	18:11	5,117.7	2.61	0.00	0.12
INLET #1_001765.LAB	3/11/2020	18:12	5,112.6	2.44	0.00	0.12
INLET #1_001766.LAB	3/11/2020	18:13	5,100.5	2.54	0.00	0.13
INLET #1_001767.LAB	3/11/2020	18:14	5,090.8	2.46	0.00	0.12
INLET #1_001768.LAB	3/11/2020	18:15	5,081.7	2.91	0.00	0.12
INLET #1_001769.LAB	3/11/2020	18:16	5,068.5	2.39	0.00	0.13
INLET #1_001770.LAB	3/11/2020	18:17	5,060.1	2.14	0.00	0.12
INLET #1_001771.LAB	3/11/2020	18:18	5,052.6	2.18	0.00	0.12
INLET #1_001772.LAB	3/11/2020	18:19	5,040.8	2.28	0.00	0.12
INLET #1_001773.LAB	3/11/2020	18:20	5,027.5	1.81	0.00	0.12
INLET #1_001774.LAB	3/11/2020	18:21	5,019.1	2.42	0.00	0.12
INLET #1_001775.LAB	3/11/2020	18:22	5,009.1	1.77	0.00	0.12
INLET #1_001776.LAB	3/11/2020	18:23	5,001.4	1.88	0.00	0.13
INLET #1_001777.LAB	3/11/2020	18:24	4,993.0	1.71	0.00	0.12
INLET #1_001778.LAB	3/11/2020	18:25	4,983.1	2.13	0.00	0.12
INLET #1_001779.LAB	3/11/2020	18:26	4,976.8	2.03	0.00	0.12
INLET #1_001780.LAB	3/11/2020	18:27	4,963.9	1.41	0.00	0.12
INLET #1_001781.LAB	3/11/2020	18:28	4,960.1	1.41	0.00	0.12
INLET #1_001782.LAB	3/11/2020	18:29	4,956.3	1.84	0.00	0.12

	Average			
Average/MDL Values	5,039.60	2.02	0.00	0.08

FTIR Field Data

Company: Medline
Location: Waukegan, IL
Source: Inlet #1
Date: 3/10/2020
Run: 3
Time: 08:10-18:30

Spectrum	Date	Time	Ethylene Oxide ppmv wb	Methane ppmv wb	CO2 % vol wb	Water % vol
INLET #1_002171.LAB	3/12/2020	8:10	3,362.22	4.62	0.02	0.12
INLET #1_002172.LAB	3/12/2020	8:11	3,251.98	4.32	0.02	0.12
INLET #1_002173.LAB	3/12/2020	8:12	3,401.13	4.91	0.02	0.12
INLET #1_002174.LAB	3/12/2020	8:13	3,465.01	4.81	0.02	0.13
INLET #1_002175.LAB	3/12/2020	8:14	3,486.93	4.57	0.02	0.13
INLET #1_002176.LAB	3/12/2020	8:15	3,664.92	5.12	0.02	0.13
INLET #1_002177.LAB	3/12/2020	8:16	5,136.38	2.40	0.02	0.09
INLET #1_002178.LAB	3/12/2020	8:17	7,374.15	3.23	0.02	0.10
INLET #1_002179.LAB	3/12/2020	8:18	7,657.73	2.62	0.01	0.10
INLET #1_002180.LAB	3/12/2020	8:19	7,966.19	3.55	0.01	0.10
INLET #1_002181.LAB	3/12/2020	8:20	8,653.87	2.35	0.01	0.09
INLET #1_002182.LAB	3/12/2020	8:21	9,069.75	2.59	0.01	0.10
INLET #1_002183.LAB	3/12/2020	8:22	8,004.38	2.94	0.00	0.06
INLET #1_002184.LAB	3/12/2020	8:23	5,186.87	1.08	0.00	0.04
INLET #1_002185.LAB	3/12/2020	8:24	4,318.00	0.88	0.00	0.05
INLET #1_002186.LAB	3/12/2020	8:25	3,841.83	4.10	0.00	0.08
INLET #1_002187.LAB	3/12/2020	8:26	3,668.75	4.39	0.00	0.08
INLET #1_002188.LAB	3/12/2020	8:27	3,634.01	4.41	0.00	0.08
INLET #1_002189.LAB	3/12/2020	8:28	3,841.77	4.81	0.00	0.09
INLET #1_002190.LAB	3/12/2020	8:29	3,780.29	4.51	0.00	0.10
INLET #1_002191.LAB	3/12/2020	8:30	3,749.44	4.40	0.01	0.10
INLET #1_002192.LAB	3/12/2020	8:31	3,733.09	4.47	0.01	0.10
INLET #1_002193.LAB	3/12/2020	8:32	3,710.51	4.13	0.01	0.10
INLET #1_002194.LAB	3/12/2020	8:33	3,703.57	4.23	0.01	0.09
INLET #1_002195.LAB	3/12/2020	8:34	3,904.24	4.47	0.01	0.10
INLET #1_002196.LAB	3/12/2020	8:35	5,080.55	1.52	0.00	0.06
INLET #1_002197.LAB	3/12/2020	8:36	6,066.60	1.65	0.00	0.08
INLET #1_002198.LAB	3/12/2020	8:37	6,705.27	1.54	0.00	0.08
INLET #1_002199.LAB	3/12/2020	8:38	7,243.43	2.49	0.00	0.07
INLET #1_002200.LAB	3/12/2020	8:39	7,775.53	2.62	0.00	0.07
INLET #1_002201.LAB	3/12/2020	8:40	8,202.84	0.77	0.00	0.06
INLET #1_002202.LAB	3/12/2020	8:41	8,588.32	0.62	0.00	0.06
INLET #1_002203.LAB	3/12/2020	8:42	8,878.47	1.49	0.00	0.06
INLET #1_002204.LAB	3/12/2020	8:43	8,142.04	0.62	0.00	0.07
INLET #1_002205.LAB	3/12/2020	8:44	7,508.84	1.86	0.01	0.08
INLET #1_002206.LAB	3/12/2020	8:45	7,153.82	2.50	0.01	0.07
INLET #1_002207.LAB	3/12/2020	8:46	6,921.19	2.48	0.01	0.08
INLET #1_002208.LAB	3/12/2020	8:47	6,463.65	1.99	0.01	0.08
INLET #1_002209.LAB	3/12/2020	8:48	5,943.01	1.77	0.01	0.09
INLET #1_002210.LAB	3/12/2020	8:49	5,448.43	1.56	0.01	0.06
INLET #1_002211.LAB	3/12/2020	8:50	5,141.70	1.85	0.01	0.07
INLET #1_002212.LAB	3/12/2020	8:51	4,964.93	2.01	0.02	0.07
INLET #1_002213.LAB	3/12/2020	8:52	4,881.82	1.93	0.02	0.07
INLET #1_002214.LAB	3/12/2020	8:53	4,881.32	1.62	0.01	0.07
INLET #1_002215.LAB	3/12/2020	8:54	5,573.93	1.81	0.01	0.09
INLET #1_002216.LAB	3/12/2020	8:55	6,378.82	1.73	0.01	0.09
INLET #1_002217.LAB	3/12/2020	8:56	6,622.02	1.82	0.01	0.09
INLET #1_002218.LAB	3/12/2020	8:57	6,821.99	1.98	0.01	0.08
INLET #1_002219.LAB	3/12/2020	8:58	6,804.61	1.92	0.00	0.06
INLET #1_002220.LAB	3/12/2020	8:59	7,040.97	2.10	0.00	0.08
INLET #1_002221.LAB	3/12/2020	9:00	7,525.76	2.33	0.00	0.08
INLET #1_002222.LAB	3/12/2020	9:01	7,841.86	3.06	0.00	0.08
INLET #1_002223.LAB	3/12/2020	9:02	8,056.14	2.29	0.00	0.08
INLET #1_002224.LAB	3/12/2020	9:03	8,280.58	-0.41	0.00	0.07
INLET #1_002225.LAB	3/12/2020	9:04	8,483.06	0.51	0.00	0.08
INLET #1_002226.LAB	3/12/2020	9:05	8,015.61	2.24	0.00	0.08
INLET #1_002227.LAB	3/12/2020	9:06	7,498.28	2.77	0.00	0.08
INLET #1_002228.LAB	3/12/2020	9:07	7,333.60	2.35	0.00	0.08
INLET #1_002229.LAB	3/12/2020	9:08	7,220.38	2.43	0.00	0.08
INLET #1_002230.LAB	3/12/2020	9:09	7,127.31	2.43	0.00	0.09
INLET #1_002231.LAB	3/12/2020	9:10	6,843.39	1.90	0.00	0.09
INLET #1_002232.LAB	3/12/2020	9:11	6,545.93	1.77	0.00	0.09
INLET #1_002233.LAB	3/12/2020	9:12	6,351.17	2.17	0.00	0.09
INLET #1_002234.LAB	3/12/2020	9:13	6,102.61	1.25	0.00	0.09
INLET #1_002235.LAB	3/12/2020	9:14	5,666.75	1.43	0.00	0.10
INLET #1_002236.LAB	3/12/2020	9:15	5,461.16	2.22	0.00	0.07
INLET #1_002237.LAB	3/12/2020	9:16	5,788.95	2.03	0.00	0.09
INLET #1_002238.LAB	3/12/2020	9:17	6,068.83	2.14	0.00	0.09
INLET #1_002239.LAB	3/12/2020	9:18	6,096.09	2.27	0.00	0.09
INLET #1_002240.LAB	3/12/2020	9:19	6,102.87	1.73	0.00	0.09
INLET #1_002241.LAB	3/12/2020	9:20	6,227.48	2.25	0.00	0.10
INLET #1_002242.LAB	3/12/2020	9:21	7,049.83	2.21	0.00	0.09
INLET #1_002243.LAB	3/12/2020	9:22	7,756.82	2.84	0.00	0.09
INLET #1_002244.LAB	3/12/2020	9:23	8,128.85	1.11	0.00	0.08
INLET #1_002245.LAB	3/12/2020	9:24	8,398.54	0.93	0.00	0.07
INLET #1_002246.LAB	3/12/2020	9:25	8,884.20	1.33	0.00	0.08
INLET #1_002247.LAB	3/12/2020	9:26	9,206.88	2.02	0.00	0.07
INLET #1_002248.LAB	3/12/2020	9:27	9,312.71	4.16	0.00	0.08
INLET #1_002249.LAB	3/12/2020	9:28	9,336.88	1.77	0.00	0.08

FTIR Field Data

Company: Medline
Location: Waukegan, IL
Source: Inlet #1
Date: 3/10/2020
Run: 3
Time: 08:10-18:30

Spectrum	Date	Time	Ethylene Oxide ppmv wb	Methane ppmv wb	CO2 % vol wb	Water % vol
INLET #1_002250.LAB	3/12/2020	9:29	8,814.68	1.96	0.00	0.07
INLET #1_002251.LAB	3/12/2020	9:30	7,833.89	2.57	0.00	0.08
INLET #1_002252.LAB	3/12/2020	9:31	7,366.23	2.62	0.00	0.09
INLET #1_002253.LAB	3/12/2020	9:32	7,333.67	2.21	0.00	0.09
INLET #1_002254.LAB	3/12/2020	9:33	7,636.85	2.40	0.00	0.09
INLET #1_002255.LAB	3/12/2020	9:34	7,827.57	3.23	0.00	0.08
INLET #1_002256.LAB	3/12/2020	9:35	8,048.95	2.30	0.00	0.09
INLET #1_002257.LAB	3/12/2020	9:36	8,130.74	0.44	0.00	0.08
INLET #1_002258.LAB	3/12/2020	9:37	8,159.75	1.25	0.00	0.08
INLET #1_002259.LAB	3/12/2020	9:38	7,858.05	2.88	0.00	0.09
INLET #1_002260.LAB	3/12/2020	9:39	7,487.38	1.80	0.00	0.09
INLET #1_002261.LAB	3/12/2020	9:40	7,334.11	2.45	0.00	0.09
INLET #1_002262.LAB	3/12/2020	9:41	7,755.26	2.39	0.00	0.09
INLET #1_002263.LAB	3/12/2020	9:42	8,099.39	2.96	0.00	0.09
INLET #1_002264.LAB	3/12/2020	9:43	8,123.34	1.27	0.00	0.08
INLET #1_002265.LAB	3/12/2020	9:44	7,954.87	3.21	0.00	0.09
INLET #1_002266.LAB	3/12/2020	9:45	7,959.72	3.76	0.00	0.09
INLET #1_002267.LAB	3/12/2020	9:46	8,025.24	2.48	0.00	0.09
INLET #1_002268.LAB	3/12/2020	9:47	8,173.40	1.27	0.00	0.09
INLET #1_002269.LAB	3/12/2020	9:48	8,229.03	1.23	0.00	0.08
INLET #1_002270.LAB	3/12/2020	9:49	8,161.03	1.61	0.00	0.09
INLET #1_002271.LAB	3/12/2020	9:50	8,104.03	0.67	0.00	0.09
INLET #1_002272.LAB	3/12/2020	9:51	7,843.79	2.87	0.00	0.09
INLET #1_002273.LAB	3/12/2020	9:52	7,263.54	2.21	0.00	0.09
INLET #1_002274.LAB	3/12/2020	9:53	6,956.71	2.26	0.00	0.09
INLET #1_002275.LAB	3/12/2020	9:54	6,742.49	2.48	0.00	0.07
INLET #1_002276.LAB	3/12/2020	9:55	6,515.29	2.44	0.00	0.07
INLET #1_002277.LAB	3/12/2020	9:56	6,375.74	1.80	0.00	0.10
INLET #1_002278.LAB	3/12/2020	9:57	6,288.49	3.32	0.00	0.07
INLET #1_002279.LAB	3/12/2020	9:58	6,131.41	1.93	0.00	0.10
INLET #1_002280.LAB	3/12/2020	9:59	6,027.39	2.20	0.00	0.10
INLET #1_002281.LAB	3/12/2020	10:00	6,064.01	1.92	0.00	0.10
INLET #1_002282.LAB	3/12/2020	10:01	6,112.06	2.15	0.00	0.11
INLET #1_002283.LAB	3/12/2020	10:02	6,262.87	2.02	0.00	0.10
INLET #1_002284.LAB	3/12/2020	10:03	6,660.95	2.36	0.00	0.10
INLET #1_002285.LAB	3/12/2020	10:04	6,994.18	2.46	0.00	0.07
INLET #1_002286.LAB	3/12/2020	10:05	7,319.86	2.84	0.00	0.10
INLET #1_002287.LAB	3/12/2020	10:06	7,407.59	3.31	0.00	0.09
INLET #1_002288.LAB	3/12/2020	10:07	8,706.95	1.16	0.00	0.09
INLET #1_002289.LAB	3/12/2020	10:08	10,443.05	2.32	0.00	0.08
INLET #1_002290.LAB	3/12/2020	10:09	11,312.06	7.84	0.00	0.08
INLET #1_002291.LAB	3/12/2020	10:10	11,813.78	7.34	0.00	0.08
INLET #1_002292.LAB	3/12/2020	10:11	12,502.14	8.66	0.00	0.08
INLET #1_002293.LAB	3/12/2020	10:12	12,964.85	10.52	0.00	0.07
INLET #1_002294.LAB	3/12/2020	10:13	13,199.63	9.83	0.00	0.07
INLET #1_002295.LAB	3/12/2020	10:14	13,703.36	9.78	0.00	0.11
INLET #1_002296.LAB	3/12/2020	10:15	13,262.00	8.09	0.00	0.11
INLET #1_002297.LAB	3/12/2020	10:16	10,618.90	2.16	0.00	0.09
INLET #1_002298.LAB	3/12/2020	10:17	8,842.10	1.20	0.00	0.09
INLET #1_002299.LAB	3/12/2020	10:18	8,004.63	4.07	0.00	0.10
INLET #1_002300.LAB	3/12/2020	10:19	7,646.86	3.55	0.00	0.10
INLET #1_002301.LAB	3/12/2020	10:20	7,453.63	2.86	0.00	0.10
INLET #1_002302.LAB	3/12/2020	10:21	7,338.72	2.47	0.00	0.11
INLET #1_002303.LAB	3/12/2020	10:22	7,723.03	3.50	0.00	0.10
INLET #1_002304.LAB	3/12/2020	10:23	7,978.47	2.15	0.00	0.10
INLET #1_002305.LAB	3/12/2020	10:24	7,891.80	3.71	0.00	0.10
INLET #1_002306.LAB	3/12/2020	10:25	7,735.62	3.36	0.00	0.10
INLET #1_002307.LAB	3/12/2020	10:26	8,139.48	1.72	0.00	0.10
INLET #1_002308.LAB	3/12/2020	10:27	9,134.65	2.01	0.00	0.10
INLET #1_002309.LAB	3/12/2020	10:28	9,135.97	1.83	0.00	0.09
INLET #1_002310.LAB	3/12/2020	10:29	9,167.46	2.49	0.00	0.09
INLET #1_002311.LAB	3/12/2020	10:30	9,266.98	3.80	0.00	0.09
INLET #1_002312.LAB	3/12/2020	10:31	9,367.13	1.25	0.00	0.09
INLET #1_002313.LAB	3/12/2020	10:32	9,489.92	3.16	0.00	0.10
INLET #1_002314.LAB	3/12/2020	10:33	9,885.80	2.54	0.00	0.10
INLET #1_002315.LAB	3/12/2020	10:34	9,858.96	4.40	0.00	0.09
INLET #1_002316.LAB	3/12/2020	10:35	9,885.90	2.96	0.00	0.09
INLET #1_002317.LAB	3/12/2020	10:36	9,370.54	3.43	0.00	0.09
INLET #1_002318.LAB	3/12/2020	10:37	9,060.40	1.96	0.00	0.09
INLET #1_002319.LAB	3/12/2020	10:38	7,708.65	2.62	0.00	0.10
INLET #1_002320.LAB	3/12/2020	10:39	6,920.63	2.66	0.00	0.07
INLET #1_002321.LAB	3/12/2020	10:40	6,511.88	2.40	0.00	0.07
INLET #1_002322.LAB	3/12/2020	10:41	6,364.64	3.30	0.00	0.08
INLET #1_002323.LAB	3/12/2020	10:42	6,258.88	1.29	0.00	0.10
INLET #1_002324.LAB	3/12/2020	10:43	6,190.01	2.09	0.00	0.11
INLET #1_002325.LAB	3/12/2020	10:44	6,262.68	1.53	0.00	0.10
INLET #1_002326.LAB	3/12/2020	10:45	6,467.21	2.86	0.00	0.07
INLET #1_002327.LAB	3/12/2020	10:46	6,406.23	2.87	0.00	0.08
INLET #1_002328.LAB	3/12/2020	10:47	6,309.44	1.47	0.00	0.07

FTIR Field Data

Company: Medline
Location: Waukegan, IL
Source: Inlet #1
Date: 3/10/2020
Run: 3
Time: 08:10-18:30

Spectrum	Date	Time	Ethylene Oxide ppmv wb	Methane ppmv wb	CO2 % vol wb	Water % vol
INLET #1_002329.LAB	3/12/2020	10:48	6,503.37	2.00	0.00	0.08
INLET #1_002330.LAB	3/12/2020	10:49	6,922.73	3.46	0.00	0.07
INLET #1_002331.LAB	3/12/2020	10:50	6,957.66	3.64	0.00	0.07
INLET #1_002332.LAB	3/12/2020	10:51	6,928.24	3.90	0.00	0.07
INLET #1_002333.LAB	3/12/2020	10:52	6,955.60	3.29	0.00	0.08
INLET #1_002334.LAB	3/12/2020	10:53	7,019.87	1.66	0.00	0.11
INLET #1_002335.LAB	3/12/2020	10:54	7,061.01	2.58	0.00	0.10
INLET #1_002336.LAB	3/12/2020	10:55	7,127.54	2.46	0.00	0.10
INLET #1_002337.LAB	3/12/2020	10:56	7,351.30	3.27	0.00	0.10
INLET #1_002338.LAB	3/12/2020	10:57	8,345.08	1.78	0.00	0.09
INLET #1_002339.LAB	3/12/2020	10:58	9,337.22	3.05	0.00	0.09
INLET #1_002340.LAB	3/12/2020	10:59	9,962.34	4.59	0.00	0.09
INLET #1_002341.LAB	3/12/2020	11:00	10,498.54	1.57	0.00	0.09
INLET #1_002342.LAB	3/12/2020	11:01	12,865.49	8.78	0.00	0.07
INLET #1_002343.LAB	3/12/2020	11:02	13,949.32	13.86	0.00	0.06
INLET #1_002344.LAB	3/12/2020	11:03	14,892.85	22.11	0.00	0.06
INLET #1_002345.LAB	3/12/2020	11:04	15,457.34	16.24	0.00	0.05
INLET #1_002346.LAB	3/12/2020	11:05	15,636.89	15.14	0.00	0.10
INLET #1_002347.LAB	3/12/2020	11:06	13,209.69	11.47	0.00	0.11
INLET #1_002348.LAB	3/12/2020	11:07	10,110.68	2.46	0.00	0.09
INLET #1_002349.LAB	3/12/2020	11:08	8,649.07	1.24	0.00	0.08
INLET #1_002350.LAB	3/12/2020	11:09	7,879.48	4.08	0.00	0.10
INLET #1_002351.LAB	3/12/2020	11:10	7,528.63	2.76	0.00	0.09
INLET #1_002352.LAB	3/12/2020	11:11	7,458.36	3.22	0.00	0.10
INLET #1_002353.LAB	3/12/2020	11:12	7,361.82	2.63	0.00	0.10
INLET #1_002354.LAB	3/12/2020	11:13	7,243.55	2.70	0.00	0.10
INLET #1_002355.LAB	3/12/2020	11:14	7,159.83	3.07	0.00	0.07
INLET #1_002356.LAB	3/12/2020	11:15	7,224.91	2.21	0.00	0.10
INLET #1_002357.LAB	3/12/2020	11:16	7,729.72	3.04	0.00	0.10
INLET #1_002358.LAB	3/12/2020	11:17	7,791.87	3.24	0.00	0.10
INLET #1_002359.LAB	3/12/2020	11:18	7,887.39	2.95	0.00	0.10
INLET #1_002360.LAB	3/12/2020	11:19	8,013.63	3.50	0.00	0.10
INLET #1_002361.LAB	3/12/2020	11:20	8,234.88	0.63	0.00	0.09
INLET #1_002362.LAB	3/12/2020	11:21	8,396.18	1.71	0.00	0.09
INLET #1_002363.LAB	3/12/2020	11:22	8,506.73	2.99	0.00	0.09
INLET #1_002364.LAB	3/12/2020	11:23	9,219.87	2.61	0.00	0.09
INLET #1_002365.LAB	3/12/2020	11:24	9,755.56	2.89	0.00	0.08
INLET #1_002366.LAB	3/12/2020	11:25	10,278.47	5.98	0.00	0.08
INLET #1_002367.LAB	3/12/2020	11:26	9,875.31	1.50	0.00	0.08
INLET #1_002368.LAB	3/12/2020	11:27	8,819.83	0.55	0.00	0.05
INLET #1_002369.LAB	3/12/2020	11:28	8,744.11	0.44	0.00	0.06
INLET #1_002370.LAB	3/12/2020	11:29	7,728.38	2.92	0.00	0.07
INLET #1_002371.LAB	3/12/2020	11:30	6,684.20	2.49	0.00	0.05
INLET #1_002372.LAB	3/12/2020	11:31	6,060.63	1.63	0.00	0.08
INLET #1_002373.LAB	3/12/2020	11:32	5,706.05	1.48	0.00	0.06
INLET #1_002374.LAB	3/12/2020	11:33	5,540.02	1.57	0.00	0.06
INLET #1_002375.LAB	3/12/2020	11:34	5,457.62	1.63	0.00	0.06
INLET #1_002376.LAB	3/12/2020	11:35	5,414.22	2.01	0.00	0.06
INLET #1_002377.LAB	3/12/2020	11:36	5,351.88	1.15	0.00	0.06
INLET #1_002378.LAB	3/12/2020	11:37	5,273.12	2.34	0.00	0.06
INLET #1_002379.LAB	3/12/2020	11:38	5,256.03	2.05	0.00	0.06
INLET #1_002380.LAB	3/12/2020	11:39	5,431.25	2.05	0.00	0.06
INLET #1_002381.LAB	3/12/2020	11:40	5,465.02	1.72	0.00	0.06
INLET #1_002382.LAB	3/12/2020	11:41	5,452.28	2.06	0.00	0.06
INLET #1_002383.LAB	3/12/2020	11:42	5,473.94	2.27	0.00	0.06
INLET #1_002384.LAB	3/12/2020	11:43	5,541.45	1.59	0.00	0.06
INLET #1_002385.LAB	3/12/2020	11:44	5,951.05	2.20	0.00	0.05
INLET #1_002386.LAB	3/12/2020	11:45	6,600.42	1.55	0.00	0.08
INLET #1_002387.LAB	3/12/2020	11:46	6,845.53	2.06	0.00	0.04
INLET #1_002388.LAB	3/12/2020	11:47	7,058.69	2.66	0.00	0.05
INLET #1_002389.LAB	3/12/2020	11:48	7,445.38	2.35	0.00	0.07
INLET #1_002390.LAB	3/12/2020	11:49	7,755.32	3.17	0.00	0.07
INLET #1_002391.LAB	3/12/2020	11:50	8,737.75	0.94	0.00	0.05
INLET #1_002392.LAB	3/12/2020	11:51	9,339.47	0.67	0.00	0.06
INLET #1_002393.LAB	3/12/2020	11:52	8,041.09	2.14	0.00	0.06
INLET #1_002394.LAB	3/12/2020	11:53	6,660.32	2.07	0.00	0.08
INLET #1_002395.LAB	3/12/2020	11:54	6,235.12	2.11	0.00	0.05
INLET #1_002396.LAB	3/12/2020	11:55	5,835.25	1.11	0.00	0.08
INLET #1_002397.LAB	3/12/2020	11:56	5,488.69	2.15	0.00	0.06
INLET #1_002398.LAB	3/12/2020	11:57	5,332.23	1.44	0.00	0.06
INLET #1_002399.LAB	3/12/2020	11:58	5,254.86	1.93	0.00	0.06
INLET #1_002400.LAB	3/12/2020	11:59	5,164.67	1.53	0.00	0.07
INLET #1_002401.LAB	3/12/2020	12:00	5,119.42	1.48	0.00	0.07
INLET #1_002402.LAB	3/12/2020	12:01	5,164.16	1.30	0.00	0.06
INLET #1_002403.LAB	3/12/2020	12:02	5,203.09	1.92	0.00	0.07
INLET #1_002404.LAB	3/12/2020	12:03	5,373.77	1.63	0.00	0.06
INLET #1_002405.LAB	3/12/2020	12:04	5,612.85	1.98	0.00	0.06
INLET #1_002406.LAB	3/12/2020	12:05	5,736.26	1.89	0.00	0.06
INLET #1_002407.LAB	3/12/2020	12:06	5,893.64	2.05	0.00	0.06

FTIR Field Data

Company: Medline
Location: Waukegan, IL
Source: Inlet #1
Date: 3/10/2020
Run: 3
Time: 08:10-18:30

Spectrum	Date	Time	Ethylene Oxide ppmv wb	Methane ppmv wb	CO2 % vol wb	Water % vol
INLET #1_002408.LAB	3/12/2020	12:07	6,855.08	3.23	0.00	0.06
INLET #1_002409.LAB	3/12/2020	12:08	6,984.09	3.42	0.00	0.06
INLET #1_002410.LAB	3/12/2020	12:09	7,165.14	2.98	0.00	0.06
INLET #1_002411.LAB	3/12/2020	12:10	7,440.88	3.28	0.00	0.06
INLET #1_002412.LAB	3/12/2020	12:11	7,687.63	2.00	0.00	0.08
INLET #1_002413.LAB	3/12/2020	12:12	8,135.58	1.33	0.00	0.08
INLET #1_002414.LAB	3/12/2020	12:13	7,942.62	3.10	0.00	0.09
INLET #1_002415.LAB	3/12/2020	12:14	6,948.43	2.87	0.00	0.07
INLET #1_002416.LAB	3/12/2020	12:15	6,258.22	2.81	0.00	0.07
INLET #1_002417.LAB	3/12/2020	12:16	6,029.39	2.49	0.00	0.07
INLET #1_002418.LAB	3/12/2020	12:17	5,768.81	2.44	0.00	0.08
INLET #1_002419.LAB	3/12/2020	12:18	5,592.88	2.38	0.00	0.08
INLET #1_002420.LAB	3/12/2020	12:19	5,535.55	2.60	0.00	0.07
INLET #1_002421.LAB	3/12/2020	12:20	5,485.66	2.45	0.00	0.08
INLET #1_002422.LAB	3/12/2020	12:21	5,424.93	1.76	0.00	0.08
INLET #1_002423.LAB	3/12/2020	12:22	5,399.99	1.44	0.00	0.08
INLET #1_002424.LAB	3/12/2020	12:23	5,528.38	2.17	0.00	0.08
INLET #1_002425.LAB	3/12/2020	12:24	5,801.85	2.53	0.00	0.07
INLET #1_002426.LAB	3/12/2020	12:25	6,551.89	2.35	0.00	0.07
INLET #1_002427.LAB	3/12/2020	12:26	7,277.24	2.32	0.00	0.06
INLET #1_002428.LAB	3/12/2020	12:27	7,882.56	2.43	0.00	0.09
INLET #1_002429.LAB	3/12/2020	12:28	8,065.26	3.25	0.00	0.09
INLET #1_002430.LAB	3/12/2020	12:29	8,320.18	1.95	0.00	0.08
INLET #1_002431.LAB	3/12/2020	12:30	8,865.34	2.52	0.00	0.08
INLET #1_002432.LAB	3/12/2020	12:31	9,392.68	1.58	0.00	0.08
INLET #1_002433.LAB	3/12/2020	12:32	8,742.72	2.06	0.00	0.08
INLET #1_002434.LAB	3/12/2020	12:33	7,627.75	2.79	0.00	0.09
INLET #1_002435.LAB	3/12/2020	12:34	7,265.98	3.64	0.00	0.06
INLET #1_002436.LAB	3/12/2020	12:35	6,953.51	3.49	0.00	0.07
INLET #1_002437.LAB	3/12/2020	12:36	6,412.74	2.58	0.00	0.07
INLET #1_002438.LAB	3/12/2020	12:37	5,983.15	2.36	0.00	0.08
INLET #1_002439.LAB	3/12/2020	12:38	5,833.39	2.67	0.00	0.07
INLET #1_002440.LAB	3/12/2020	12:39	5,724.66	2.41	0.00	0.08
INLET #1_002441.LAB	3/12/2020	12:40	5,655.63	1.95	0.00	0.08
INLET #1_002442.LAB	3/12/2020	12:41	5,584.65	2.20	0.00	0.08
INLET #1_002443.LAB	3/12/2020	12:42	5,509.33	2.27	0.00	0.07
INLET #1_002444.LAB	3/12/2020	12:43	5,604.05	2.41	0.00	0.07
INLET #1_002445.LAB	3/12/2020	12:44	6,050.78	1.89	0.00	0.06
INLET #1_002446.LAB	3/12/2020	12:45	6,158.81	2.56	0.00	0.07
INLET #1_002447.LAB	3/12/2020	12:46	6,215.41	2.11	0.00	0.06
INLET #1_002448.LAB	3/12/2020	12:47	6,249.08	1.54	0.00	0.06
INLET #1_002449.LAB	3/12/2020	12:48	6,332.48	2.90	0.00	0.06
INLET #1_002450.LAB	3/12/2020	12:49	6,475.84	2.31	0.00	0.05
INLET #1_002451.LAB	3/12/2020	12:50	6,530.79	2.58	0.00	0.05
INLET #1_002452.LAB	3/12/2020	12:51	6,601.30	2.32	0.00	0.05
INLET #1_002453.LAB	3/12/2020	12:52	6,744.19	2.26	0.00	0.04
INLET #1_002454.LAB	3/12/2020	12:53	7,021.20	2.71	0.00	0.05
INLET #1_002455.LAB	3/12/2020	12:54	7,058.22	2.71	0.00	0.05
INLET #1_002456.LAB	3/12/2020	12:55	6,435.38	2.88	0.00	0.05
INLET #1_002457.LAB	3/12/2020	12:56	6,109.39	2.45	0.00	0.06
INLET #1_002458.LAB	3/12/2020	12:57	5,938.71	2.21	0.00	0.06
INLET #1_002459.LAB	3/12/2020	12:58	5,628.16	2.19	0.00	0.07
INLET #1_002460.LAB	3/12/2020	12:59	5,284.32	2.00	0.00	0.07
INLET #1_002461.LAB	3/12/2020	13:00	5,170.03	1.80	0.00	0.07
INLET #1_002462.LAB	3/12/2020	13:01	4,912.96	1.98	0.00	0.06
INLET #1_002463.LAB	3/12/2020	13:02	4,738.77	1.60	0.00	0.06
INLET #1_002464.LAB	3/12/2020	13:03	4,691.42	1.44	0.00	0.06
INLET #1_002465.LAB	3/12/2020	13:04	4,668.62	1.55	0.00	0.07
INLET #1_002466.LAB	3/12/2020	13:05	4,648.82	1.89	0.00	0.06
INLET #1_002467.LAB	3/12/2020	13:06	4,847.74	1.63	0.00	0.06
INLET #1_002468.LAB	3/12/2020	13:07	4,936.82	1.49	0.00	0.06
INLET #1_002469.LAB	3/12/2020	13:08	5,005.66	1.39	0.00	0.06
INLET #1_002470.LAB	3/12/2020	13:09	6,342.57	2.85	0.00	0.07
INLET #1_002471.LAB	3/12/2020	13:10	6,432.28	2.87	0.00	0.08
INLET #1_002472.LAB	3/12/2020	13:11	6,468.80	2.71	0.00	0.07
INLET #1_002473.LAB	3/12/2020	13:12	6,478.74	3.14	0.00	0.07
INLET #1_002474.LAB	3/12/2020	13:13	6,498.69	2.30	0.00	0.07
INLET #1_002475.LAB	3/12/2020	13:14	6,628.05	2.70	0.00	0.07
INLET #1_002476.LAB	3/12/2020	13:15	6,801.07	2.35	0.00	0.06
INLET #1_002477.LAB	3/12/2020	13:16	6,582.60	2.68	0.00	0.07
INLET #1_002478.LAB	3/12/2020	13:17	6,266.06	2.19	0.00	0.07
INLET #1_002479.LAB	3/12/2020	13:18	6,159.28	3.25	0.00	0.08
INLET #1_002480.LAB	3/12/2020	13:19	5,928.71	2.15	0.00	0.07
INLET #1_002481.LAB	3/12/2020	13:20	5,566.94	2.49	0.00	0.07
INLET #1_002482.LAB	3/12/2020	13:21	5,482.62	2.15	0.00	0.08
INLET #1_002483.LAB	3/12/2020	13:22	5,380.22	2.26	0.00	0.08
INLET #1_002484.LAB	3/12/2020	13:23	5,287.86	2.00	0.00	0.08
INLET #1_002485.LAB	3/12/2020	13:24	5,227.51	2.52	0.00	0.08
INLET #1_002486.LAB	3/12/2020	13:25	5,180.41	1.92	0.00	0.08

FTIR Field Data

Company: Medline
Location: Waukegan, IL
Source: Inlet #1
Date: 3/10/2020
Run: 3
Time: 08:10-18:30

Spectrum	Date	Time	Ethylene Oxide ppmv wb	Methane ppmv wb	CO2 % vol wb	Water % vol
INLET #1_002487.LAB	3/12/2020	13:26	5,123.31	2.39	0.00	0.08
INLET #1_002488.LAB	3/12/2020	13:27	5,189.36	2.23	0.00	0.08
INLET #1_002489.LAB	3/12/2020	13:28	5,389.99	2.03	0.00	0.08
INLET #1_002490.LAB	3/12/2020	13:29	5,461.61	1.52	0.00	0.08
INLET #1_002491.LAB	3/12/2020	13:30	5,542.10	2.34	0.00	0.08
INLET #1_002492.LAB	3/12/2020	13:31	5,539.66	1.64	0.00	0.08
INLET #1_002493.LAB	3/12/2020	13:32	5,589.80	1.97	0.00	0.08
INLET #1_002494.LAB	3/12/2020	13:33	5,629.58	2.35	0.00	0.08
INLET #1_002495.LAB	3/12/2020	13:34	5,657.59	2.22	0.00	0.08
INLET #1_002496.LAB	3/12/2020	13:35	5,698.40	2.29	0.00	0.08
INLET #1_002497.LAB	3/12/2020	13:36	5,739.75	2.33	0.00	0.08
INLET #1_002498.LAB	3/12/2020	13:37	5,812.45	2.60	0.00	0.08
INLET #1_002499.LAB	3/12/2020	13:38	5,746.87	2.53	0.00	0.08
INLET #1_002500.LAB	3/12/2020	13:39	5,521.02	2.02	0.00	0.08
INLET #1_002501.LAB	3/12/2020	13:40	5,471.31	2.37	0.00	0.08
INLET #1_002502.LAB	3/12/2020	13:41	5,423.38	1.77	0.00	0.08
INLET #1_002503.LAB	3/12/2020	13:42	5,361.51	2.32	0.00	0.08
INLET #1_002504.LAB	3/12/2020	13:43	5,154.43	1.99	0.00	0.09
INLET #1_002505.LAB	3/12/2020	13:44	4,989.44	1.76	0.00	0.09
INLET #1_002506.LAB	3/12/2020	13:45	4,863.59	1.49	0.00	0.09
INLET #1_002507.LAB	3/12/2020	13:46	4,784.84	1.18	0.00	0.09
INLET #1_002508.LAB	3/12/2020	13:47	4,720.60	2.31	0.00	0.09
INLET #1_002509.LAB	3/12/2020	13:48	4,671.96	2.20	0.00	0.10
INLET #1_002510.LAB	3/12/2020	13:49	4,680.46	2.19	0.00	0.09
INLET #1_002511.LAB	3/12/2020	13:50	4,857.97	2.02	0.00	0.09
INLET #1_002512.LAB	3/12/2020	13:51	4,887.97	1.89	0.00	0.09
INLET #1_002513.LAB	3/12/2020	13:52	4,982.90	2.16	0.00	0.09
INLET #1_002514.LAB	3/12/2020	13:53	4,997.32	1.72	0.00	0.09
INLET #1_002515.LAB	3/12/2020	13:54	5,011.55	2.26	0.00	0.10
INLET #1_002516.LAB	3/12/2020	13:55	5,031.07	1.78	0.00	0.09
INLET #1_002517.LAB	3/12/2020	13:56	5,058.35	1.72	0.00	0.09
INLET #1_002518.LAB	3/12/2020	13:57	5,073.01	2.26	0.00	0.09
INLET #1_002519.LAB	3/12/2020	13:58	5,094.74	2.19	0.00	0.09
INLET #1_002520.LAB	3/12/2020	13:59	5,136.12	2.37	0.00	0.09
INLET #1_002521.LAB	3/12/2020	14:00	5,120.39	2.01	0.00	0.09
INLET #1_002522.LAB	3/12/2020	14:01	4,943.86	1.87	0.00	0.09
INLET #1_002523.LAB	3/12/2020	14:02	4,897.94	1.93	0.00	0.09
INLET #1_002524.LAB	3/12/2020	14:03	4,856.15	1.69	0.00	0.10
INLET #1_002525.LAB	3/12/2020	14:04	4,754.00	1.72	0.00	0.09
INLET #1_002526.LAB	3/12/2020	14:05	4,576.93	1.83	0.00	0.09
INLET #1_002527.LAB	3/12/2020	14:06	4,503.22	1.82	0.00	0.10
INLET #1_002528.LAB	3/12/2020	14:07	4,434.38	1.65	0.00	0.09
INLET #1_002529.LAB	3/12/2020	14:08	4,381.49	2.35	0.00	0.09
INLET #1_002530.LAB	3/12/2020	14:09	4,346.27	2.25	0.00	0.09
INLET #1_002531.LAB	3/12/2020	14:10	4,311.40	2.46	0.00	0.10
INLET #1_002532.LAB	3/12/2020	14:11	4,291.12	2.49	0.00	0.10
INLET #1_002533.LAB	3/12/2020	14:12	4,402.88	1.33	0.00	0.10
INLET #1_002534.LAB	3/12/2020	14:13	4,439.34	1.02	0.00	0.10
INLET #1_002535.LAB	3/12/2020	14:14	4,481.10	1.11	0.00	0.09
INLET #1_002536.LAB	3/12/2020	14:15	4,548.00	1.75	0.00	0.10
INLET #1_002537.LAB	3/12/2020	14:16	4,540.13	1.70	0.00	0.09
INLET #1_002538.LAB	3/12/2020	14:17	4,560.88	2.24	0.00	0.09
INLET #1_002539.LAB	3/12/2020	14:18	4,569.80	1.82	0.00	0.09
INLET #1_002540.LAB	3/12/2020	14:19	4,584.65	2.39	0.00	0.09
INLET #1_002541.LAB	3/12/2020	14:20	4,608.64	2.47	0.00	0.09
INLET #1_002542.LAB	3/12/2020	14:21	4,635.03	1.98	0.00	0.09
INLET #1_002543.LAB	3/12/2020	14:22	4,654.90	1.92	0.00	0.09
INLET #1_002544.LAB	3/12/2020	14:23	4,508.28	1.42	0.00	0.09
INLET #1_002545.LAB	3/12/2020	14:24	4,442.61	1.71	0.00	0.09
INLET #1_002546.LAB	3/12/2020	14:25	4,431.24	2.43	0.00	0.09
INLET #1_002547.LAB	3/12/2020	14:26	4,336.09	1.52	0.00	0.09
INLET #1_002548.LAB	3/12/2020	14:27	4,167.05	1.25	0.00	0.09
INLET #1_002549.LAB	3/12/2020	14:28	4,078.44	1.42	0.00	0.09
INLET #1_002550.LAB	3/12/2020	14:29	4,050.02	1.69	0.00	0.09
INLET #1_002551.LAB	3/12/2020	14:30	4,017.31	4.59	0.00	0.12
INLET #1_002552.LAB	3/12/2020	14:31	3,988.36	4.77	0.00	0.12
INLET #1_002553.LAB	3/12/2020	14:32	3,971.58	4.28	0.00	0.12
INLET #1_002554.LAB	3/12/2020	14:33	3,952.13	4.61	0.00	0.12
INLET #1_002555.LAB	3/12/2020	14:34	4,067.32	1.76	0.00	0.09
INLET #1_002556.LAB	3/12/2020	14:35	4,154.23	2.08	0.00	0.09
INLET #1_002557.LAB	3/12/2020	14:36	4,179.07	1.66	0.00	0.09
INLET #1_002558.LAB	3/12/2020	14:37	4,281.47	1.42	0.00	0.09
INLET #1_002559.LAB	3/12/2020	14:38	4,265.90	1.85	0.00	0.09
INLET #1_002560.LAB	3/12/2020	14:39	4,262.64	1.99	0.00	0.09
INLET #1_002561.LAB	3/12/2020	14:40	4,262.69	1.73	0.00	0.10
INLET #1_002562.LAB	3/12/2020	14:41	4,254.44	1.95	0.00	0.09
INLET #1_002563.LAB	3/12/2020	14:42	4,259.43	1.83	0.00	0.10
INLET #1_002564.LAB	3/12/2020	14:43	4,281.33	1.83	0.00	0.10
INLET #1_002565.LAB	3/12/2020	14:44	4,311.20	1.67	0.00	0.10

FTIR Field Data

Company: Medline
Location: Waukegan, IL
Source: Inlet #1
Date: 3/10/2020
Run: 3
Time: 08:10-18:30

Spectrum	Date	Time	Ethylene Oxide ppmv wb	Methane ppmv wb	CO2 % vol wb	Water % vol
INLET #1_002566.LAB	3/12/2020	14:45	4,214.88	1.63	0.00	0.10
INLET #1_002567.LAB	3/12/2020	14:46	4,132.75	1.89	0.00	0.09
INLET #1_002568.LAB	3/12/2020	14:47	4,120.90	2.01	0.00	0.10
INLET #1_002569.LAB	3/12/2020	14:48	4,039.50	4.96	0.00	0.13
INLET #1_002570.LAB	3/12/2020	14:49	3,904.67	4.73	0.00	0.12
INLET #1_002571.LAB	3/12/2020	14:50	3,833.47	5.06	0.00	0.11
INLET #1_002572.LAB	3/12/2020	14:51	3,787.20	4.59	0.00	0.13
INLET #1_002573.LAB	3/12/2020	14:52	3,768.28	4.52	0.00	0.13
INLET #1_002574.LAB	3/12/2020	14:53	3,748.35	4.24	0.00	0.13
INLET #1_002575.LAB	3/12/2020	14:54	3,731.15	3.84	0.00	0.13
INLET #1_002576.LAB	3/12/2020	14:55	3,717.08	4.14	0.00	0.13
INLET #1_002577.LAB	3/12/2020	14:56	3,770.19	4.79	0.00	0.13
INLET #1_002578.LAB	3/12/2020	14:57	3,874.72	5.13	0.00	0.13
INLET #1_002579.LAB	3/12/2020	14:58	3,893.02	4.66	0.00	0.13
INLET #1_002580.LAB	3/12/2020	14:59	3,984.76	4.75	0.00	0.13
INLET #1_002581.LAB	3/12/2020	15:00	3,980.19	4.57	0.00	0.13
INLET #1_002582.LAB	3/12/2020	15:01	3,958.51	4.68	0.00	0.13
INLET #1_002583.LAB	3/12/2020	15:02	3,938.93	4.66	0.00	0.12
INLET #1_002584.LAB	3/12/2020	15:03	3,930.12	4.73	0.00	0.12
INLET #1_002585.LAB	3/12/2020	15:04	3,932.62	4.92	0.00	0.12
INLET #1_002586.LAB	3/12/2020	15:05	3,939.30	4.86	0.00	0.12
INLET #1_002587.LAB	3/12/2020	15:06	3,965.73	4.81	0.00	0.12
INLET #1_002588.LAB	3/12/2020	15:07	3,921.30	4.65	0.00	0.12
INLET #1_002589.LAB	3/12/2020	15:08	3,804.02	4.07	0.00	0.12
INLET #1_002590.LAB	3/12/2020	15:09	3,783.09	4.35	0.00	0.12
INLET #1_002591.LAB	3/12/2020	15:10	3,781.49	4.13	0.00	0.13
INLET #1_002592.LAB	3/12/2020	15:11	3,779.31	4.41	0.00	0.12
INLET #1_002593.LAB	3/12/2020	15:12	3,771.48	4.42	0.00	0.12
INLET #1_002594.LAB	3/12/2020	15:13	3,766.38	4.58	0.00	0.12
INLET #1_002595.LAB	3/12/2020	15:14	3,769.84	4.05	0.00	0.12
INLET #1_002596.LAB	3/12/2020	15:15	3,757.12	4.32	0.00	0.12
INLET #1_002597.LAB	3/12/2020	15:16	3,792.80	3.97	0.00	0.12
INLET #1_002598.LAB	3/12/2020	15:17	3,780.77	3.97	0.00	0.12
INLET #1_002599.LAB	3/12/2020	15:18	3,771.38	4.25	0.00	0.12
INLET #1_002600.LAB	3/12/2020	15:19	3,851.13	4.36	0.00	0.12
INLET #1_002601.LAB	3/12/2020	15:20	3,846.56	4.52	0.00	0.12
INLET #1_002602.LAB	3/12/2020	15:21	3,792.38	4.42	0.00	0.12
INLET #1_002603.LAB	3/12/2020	15:22	3,720.71	4.88	0.00	0.12
INLET #1_002604.LAB	3/12/2020	15:23	3,674.75	4.97	0.00	0.12
INLET #1_002605.LAB	3/12/2020	15:24	3,666.82	4.61	0.00	0.12
INLET #1_002606.LAB	3/12/2020	15:25	3,667.70	4.80	0.00	0.13
INLET #1_002607.LAB	3/12/2020	15:26	3,670.54	4.73	0.00	0.12
INLET #1_002608.LAB	3/12/2020	15:27	3,678.97	4.54	0.00	0.12
INLET #1_002609.LAB	3/12/2020	15:28	3,704.68	4.71	0.00	0.13
INLET #1_002610.LAB	3/12/2020	15:29	3,696.54	4.68	0.00	0.12
INLET #1_002611.LAB	3/12/2020	15:30	3,576.01	4.47	0.00	0.12
INLET #1_002612.LAB	3/12/2020	15:31	3,547.61	4.59	0.00	0.11
INLET #1_002613.LAB	3/12/2020	15:32	3,551.18	5.09	0.00	0.11
INLET #1_002614.LAB	3/12/2020	15:33	3,546.47	4.58	0.00	0.10
INLET #1_002615.LAB	3/12/2020	15:34	3,538.33	4.74	0.00	0.11
INLET #1_002616.LAB	3/12/2020	15:35	3,535.43	4.63	0.00	0.11
INLET #1_002617.LAB	3/12/2020	15:36	3,533.04	4.56	0.00	0.10
INLET #1_002618.LAB	3/12/2020	15:37	3,533.26	4.64	0.00	0.11
INLET #1_002619.LAB	3/12/2020	15:38	3,585.00	4.48	0.00	0.10
INLET #1_002620.LAB	3/12/2020	15:39	3,584.36	4.61	0.00	0.11
INLET #1_002621.LAB	3/12/2020	15:40	3,583.04	4.29	0.00	0.11
INLET #1_002622.LAB	3/12/2020	15:41	3,643.10	4.75	0.00	0.11
INLET #1_002623.LAB	3/12/2020	15:42	3,646.86	4.54	0.00	0.10
INLET #1_002624.LAB	3/12/2020	15:43	3,603.74	5.00	0.00	0.11
INLET #1_002625.LAB	3/12/2020	15:44	3,535.03	4.71	0.00	0.11
INLET #1_002626.LAB	3/12/2020	15:45	3,491.22	4.72	0.00	0.10
INLET #1_002627.LAB	3/12/2020	15:46	3,471.24	4.39	0.00	0.11
INLET #1_002628.LAB	3/12/2020	15:47	3,464.93	4.63	0.00	0.11
INLET #1_002629.LAB	3/12/2020	15:48	3,464.22	4.56	0.00	0.11
INLET #1_002630.LAB	3/12/2020	15:49	3,466.88	4.32	0.00	0.11
INLET #1_002631.LAB	3/12/2020	15:50	3,480.72	5.03	0.00	0.10
INLET #1_002632.LAB	3/12/2020	15:51	3,491.76	4.89	0.00	0.11
INLET #1_002633.LAB	3/12/2020	15:52	3,396.74	4.46	0.00	0.11
INLET #1_002634.LAB	3/12/2020	15:53	3,350.20	4.45	0.00	0.11
INLET #1_002635.LAB	3/12/2020	15:54	3,348.05	4.64	0.00	0.11
INLET #1_002636.LAB	3/12/2020	15:55	3,373.81	4.48	0.00	0.11
INLET #1_002637.LAB	3/12/2020	15:56	3,377.97	4.58	0.00	0.11
INLET #1_002638.LAB	3/12/2020	15:57	3,375.56	4.60	0.00	0.11
INLET #1_002639.LAB	3/12/2020	15:58	3,374.82	4.58	0.00	0.11
INLET #1_002640.LAB	3/12/2020	15:59	3,374.04	4.70	0.00	0.11
INLET #1_002641.LAB	3/12/2020	16:00	3,409.22	4.45	0.00	0.10
INLET #1_002642.LAB	3/12/2020	16:01	3,418.51	4.51	0.00	0.10
INLET #1_002643.LAB	3/12/2020	16:02	3,419.17	4.44	0.00	0.11
INLET #1_002644.LAB	3/12/2020	16:03	3,429.58	4.54	0.00	0.10

FTIR Field Data

Company: Medline
Location: Waukegan, IL
Source: Inlet #1
Date: 3/10/2020
Run: 3
Time: 08:10-18:30

Spectrum	Date	Time	Ethylene Oxide ppmv wb	Methane ppmv wb	CO2 % vol wb	Water % vol
INLET #1_002645.LAB	3/12/2020	16:04	3,441.96	4.48	0.00	0.10
INLET #1_002646.LAB	3/12/2020	16:05	3,404.33	4.56	0.00	0.10
INLET #1_002647.LAB	3/12/2020	16:06	3,336.56	4.44	0.00	0.10
INLET #1_002648.LAB	3/12/2020	16:07	3,306.12	4.32	0.00	0.10
INLET #1_002650.LAB	3/12/2020	16:09	3,281.99	4.28	0.00	0.11
INLET #1_002651.LAB	3/12/2020	16:10	3,289.72	4.53	0.00	0.10
INLET #1_002652.LAB	3/12/2020	16:11	3,296.19	4.44	0.00	0.10
INLET #1_002653.LAB	3/12/2020	16:12	3,313.25	4.21	0.00	0.10
INLET #1_002654.LAB	3/12/2020	16:13	3,327.02	4.46	0.00	0.10
INLET #1_002655.LAB	3/12/2020	16:14	3,197.50	3.86	0.00	0.11
INLET #1_002656.LAB	3/12/2020	16:15	3,113.84	4.24	0.00	0.10
INLET #1_002657.LAB	3/12/2020	16:16	3,092.43	4.18	0.00	0.10
INLET #1_002658.LAB	3/12/2020	16:17	3,080.63	4.18	0.00	0.10
INLET #1_002659.LAB	3/12/2020	16:18	3,349.03	4.44	0.00	0.11
INLET #1_002660.LAB	3/12/2020	16:19	3,260.84	4.38	0.00	0.11
INLET #1_002661.LAB	3/12/2020	16:20	3,253.23	4.49	0.00	0.11
INLET #1_002662.LAB	3/12/2020	16:21	3,247.31	4.69	0.00	0.11
INLET #1_002663.LAB	3/12/2020	16:22	3,252.70	4.31	0.00	0.11
INLET #1_002664.LAB	3/12/2020	16:23	3,263.22	4.41	0.00	0.11
INLET #1_002665.LAB	3/12/2020	16:24	3,255.00	4.28	0.00	0.10
INLET #1_002666.LAB	3/12/2020	16:25	3,303.77	4.65	0.00	0.10
INLET #1_002667.LAB	3/12/2020	16:26	3,362.17	4.53	0.00	0.10
INLET #1_002668.LAB	3/12/2020	16:27	3,331.00	4.74	0.00	0.10
INLET #1_002669.LAB	3/12/2020	16:28	3,264.75	4.41	0.00	0.11
INLET #1_002670.LAB	3/12/2020	16:29	3,247.96	4.43	0.00	0.10
INLET #1_002671.LAB	3/12/2020	16:30	3,242.06	4.31	0.00	0.11
INLET #1_002672.LAB	3/12/2020	16:31	3,239.66	4.43	0.00	0.10
INLET #1_002673.LAB	3/12/2020	16:32	3,240.82	4.29	0.00	0.11
INLET #1_002674.LAB	3/12/2020	16:33	3,247.90	4.54	0.00	0.11
INLET #1_002675.LAB	3/12/2020	16:34	3,263.52	4.49	0.00	0.10
INLET #1_002676.LAB	3/12/2020	16:35	3,283.00	4.66	0.00	0.10
INLET #1_002677.LAB	3/12/2020	16:36	3,201.58	4.26	0.00	0.11
INLET #1_002678.LAB	3/12/2020	16:37	3,102.05	3.94	0.00	0.11
INLET #1_002679.LAB	3/12/2020	16:38	3,107.82	3.87	0.00	0.11
INLET #1_002680.LAB	3/12/2020	16:39	3,088.89	3.96	0.00	0.11
INLET #1_002681.LAB	3/12/2020	16:40	3,075.40	4.16	0.00	0.11
INLET #1_002682.LAB	3/12/2020	16:41	3,067.50	4.20	0.00	0.10
INLET #1_002683.LAB	3/12/2020	16:42	3,114.60	3.84	0.00	0.11
INLET #1_002684.LAB	3/12/2020	16:43	3,115.70	3.96	0.00	0.11
INLET #1_002685.LAB	3/12/2020	16:44	3,119.14	3.92	0.00	0.11
INLET #1_002686.LAB	3/12/2020	16:45	3,133.23	3.96	0.00	0.11
INLET #1_002687.LAB	3/12/2020	16:46	3,129.39	4.15	0.00	0.11
INLET #1_002688.LAB	3/12/2020	16:47	3,143.71	4.21	0.00	0.11
INLET #1_002689.LAB	3/12/2020	16:48	3,251.51	4.52	0.00	0.11
INLET #1_002690.LAB	3/12/2020	16:49	3,286.10	4.27	0.00	0.10
INLET #1_002691.LAB	3/12/2020	16:50	3,307.10	4.08	0.00	0.11
INLET #1_002692.LAB	3/12/2020	16:51	3,317.96	4.20	0.00	0.11
INLET #1_002693.LAB	3/12/2020	16:52	3,334.69	3.99	0.00	0.11
INLET #1_002694.LAB	3/12/2020	16:53	3,356.96	4.70	0.00	0.11
INLET #1_002695.LAB	3/12/2020	16:54	3,387.19	4.42	0.00	0.11
INLET #1_002696.LAB	3/12/2020	16:55	3,409.43	4.56	0.00	0.11
INLET #1_002697.LAB	3/12/2020	16:56	3,400.16	4.60	0.00	0.11
INLET #1_002698.LAB	3/12/2020	16:57	3,443.63	4.39	0.00	0.10
INLET #1_002699.LAB	3/12/2020	16:58	3,492.03	4.81	0.00	0.11
INLET #1_002700.LAB	3/12/2020	16:59	3,510.78	4.57	0.00	0.11
INLET #1_002701.LAB	3/12/2020	17:00	3,522.27	4.69	0.00	0.11
INLET #1_002702.LAB	3/12/2020	17:01	3,535.17	5.25	0.00	0.12
INLET #1_002703.LAB	3/12/2020	17:02	3,554.67	4.57	0.00	0.11
INLET #1_002704.LAB	3/12/2020	17:03	3,549.49	4.93	0.00	0.11
INLET #1_002705.LAB	3/12/2020	17:04	3,540.27	5.16	0.00	0.11
INLET #1_002706.LAB	3/12/2020	17:05	3,531.12	5.02	0.00	0.11
INLET #1_002707.LAB	3/12/2020	17:06	3,525.71	4.96	0.00	0.11
INLET #1_002708.LAB	3/12/2020	17:07	3,552.07	4.49	0.00	0.11
INLET #1_002709.LAB	3/12/2020	17:08	3,537.02	4.74	0.00	0.12
INLET #1_002710.LAB	3/12/2020	17:09	3,487.27	5.08	0.00	0.11
INLET #1_002711.LAB	3/12/2020	17:10	3,469.91	5.16	0.00	0.12
INLET #1_002712.LAB	3/12/2020	17:11	3,442.31	4.52	0.00	0.11
INLET #1_002713.LAB	3/12/2020	17:12	3,436.01	4.61	0.00	0.12
INLET #1_002714.LAB	3/12/2020	17:13	3,437.00	4.89	0.00	0.12
INLET #1_002715.LAB	3/12/2020	17:14	3,441.30	4.83	0.00	0.12
INLET #1_002716.LAB	3/12/2020	17:15	3,451.79	5.09	0.00	0.12
INLET #1_002717.LAB	3/12/2020	17:16	3,460.61	5.07	0.00	0.12
INLET #1_002718.LAB	3/12/2020	17:17	3,470.24	4.92	0.00	0.12
INLET #1_002719.LAB	3/12/2020	17:18	3,434.35	5.05	0.00	0.12
INLET #1_002720.LAB	3/12/2020	17:19	3,435.01	5.14	0.00	0.12
INLET #1_002721.LAB	3/12/2020	17:20	3,464.17	4.94	0.00	0.12
INLET #1_002722.LAB	3/12/2020	17:21	3,469.31	4.67	0.00	0.12
INLET #1_002723.LAB	3/12/2020	17:22	3,449.74	4.99	0.00	0.12
INLET #1_002724.LAB	3/12/2020	17:23	3,444.58	4.67	0.00	0.12

FTIR Field Data

Company: Medline
Location: Waukegan, IL
Source: Inlet #1
Date: 3/10/2020
Run: 3
Time: 08:10-18:30

Spectrum	Date	Time	Ethylene Oxide ppmv wb	Methane ppmv wb	CO2 % vol wb	Water % vol
INLET #1_002725.LAB	3/12/2020	17:24	3,438.69	4.82	0.00	0.12
INLET #1_002726.LAB	3/12/2020	17:25	3,428.10	5.28	0.00	0.12
INLET #1_002727.LAB	3/12/2020	17:26	3,411.95	5.17	0.00	0.12
INLET #1_002728.LAB	3/12/2020	17:27	3,398.41	5.02	0.00	0.12
INLET #1_002729.LAB	3/12/2020	17:28	3,386.92	5.18	0.00	0.12
INLET #1_002730.LAB	3/12/2020	17:29	3,375.28	4.84	0.00	0.12
INLET #1_002731.LAB	3/12/2020	17:30	3,362.85	4.58	0.00	0.12
INLET #1_002732.LAB	3/12/2020	17:31	3,350.20	4.51	0.00	0.12
INLET #1_002733.LAB	3/12/2020	17:32	3,335.47	4.49	0.00	0.12
INLET #1_002734.LAB	3/12/2020	17:33	3,323.24	4.54	0.00	0.12
INLET #1_002735.LAB	3/12/2020	17:34	3,310.94	4.61	0.00	0.12
INLET #1_002736.LAB	3/12/2020	17:35	3,299.08	4.27	0.00	0.12
INLET #1_002737.LAB	3/12/2020	17:36	3,287.86	4.59	0.00	0.12
INLET #1_002738.LAB	3/12/2020	17:37	3,276.64	4.48	0.00	0.12
INLET #1_002739.LAB	3/12/2020	17:38	3,269.48	4.16	0.00	0.12
INLET #1_002740.LAB	3/12/2020	17:39	3,268.01	4.36	0.00	0.12
INLET #1_002741.LAB	3/12/2020	17:40	3,270.45	4.18	0.00	0.12
INLET #1_002742.LAB	3/12/2020	17:41	3,269.68	3.97	0.00	0.12
INLET #1_002743.LAB	3/12/2020	17:42	3,265.57	4.24	0.00	0.12
INLET #1_002744.LAB	3/12/2020	17:43	3,257.01	4.40	0.00	0.12
INLET #1_002745.LAB	3/12/2020	17:44	3,248.65	4.19	0.00	0.12
INLET #1_002746.LAB	3/12/2020	17:45	3,242.02	4.36	0.00	0.12
INLET #1_002747.LAB	3/12/2020	17:46	3,238.10	4.34	0.00	0.12
INLET #1_002748.LAB	3/12/2020	17:47	3,230.78	4.47	0.00	0.12
INLET #1_002749.LAB	3/12/2020	17:48	3,224.29	4.35	0.00	0.12
INLET #1_002750.LAB	3/12/2020	17:49	3,219.35	4.45	0.00	0.12
INLET #1_002751.LAB	3/12/2020	17:50	3,214.25	4.68	0.00	0.12
INLET #1_002752.LAB	3/12/2020	17:51	3,212.38	4.73	0.00	0.12
INLET #1_002753.LAB	3/12/2020	17:52	3,212.25	4.65	0.00	0.12
INLET #1_002754.LAB	3/12/2020	17:53	3,209.92	4.49	0.00	0.12
INLET #1_002755.LAB	3/12/2020	17:54	3,207.33	4.49	0.00	0.12
INLET #1_002756.LAB	3/12/2020	17:55	3,202.62	4.55	0.00	0.12
INLET #1_002757.LAB	3/12/2020	17:56	3,199.40	4.39	0.00	0.12
INLET #1_002758.LAB	3/12/2020	17:57	3,195.84	4.32	0.00	0.11
INLET #1_002759.LAB	3/12/2020	17:58	3,192.59	4.54	0.00	0.12
INLET #1_002760.LAB	3/12/2020	17:59	3,191.36	4.63	0.00	0.12
INLET #1_002761.LAB	3/12/2020	18:00	3,186.52	4.43	0.00	0.12
INLET #1_002762.LAB	3/12/2020	18:01	3,180.85	4.45	0.00	0.12
INLET #1_002763.LAB	3/12/2020	18:02	3,176.84	4.42	0.00	0.12
INLET #1_002764.LAB	3/12/2020	18:03	3,176.12	4.57	0.00	0.12
INLET #1_002765.LAB	3/12/2020	18:04	3,172.92	4.31	0.00	0.12
INLET #1_002766.LAB	3/12/2020	18:05	3,168.87	4.61	0.00	0.12
INLET #1_002767.LAB	3/12/2020	18:06	3,165.86	4.42	0.00	0.12
INLET #1_002768.LAB	3/12/2020	18:07	3,162.17	4.32	0.00	0.12
INLET #1_002769.LAB	3/12/2020	18:08	3,157.94	4.20	0.00	0.12
INLET #1_002770.LAB	3/12/2020	18:09	3,154.85	4.20	0.00	0.12
INLET #1_002771.LAB	3/12/2020	18:10	3,150.41	4.52	0.00	0.12
INLET #1_002772.LAB	3/12/2020	18:11	3,143.12	4.25	0.00	0.12
INLET #1_002773.LAB	3/12/2020	18:12	3,137.82	4.34	0.00	0.12
INLET #1_002774.LAB	3/12/2020	18:13	3,132.55	4.14	0.00	0.12
INLET #1_002775.LAB	3/12/2020	18:14	3,130.05	4.10	0.00	0.12
INLET #1_002776.LAB	3/12/2020	18:15	3,127.71	4.32	0.00	0.12
INLET #1_002777.LAB	3/12/2020	18:16	3,123.85	4.23	0.00	0.12
INLET #1_002778.LAB	3/12/2020	18:17	3,121.09	4.10	0.00	0.12
INLET #1_002779.LAB	3/12/2020	18:18	3,117.89	3.88	0.00	0.12
INLET #1_002780.LAB	3/12/2020	18:19	3,107.64	3.89	0.00	0.12
INLET #1_002781.LAB	3/12/2020	18:20	3,103.95	4.14	0.00	0.12
INLET #1_002782.LAB	3/12/2020	18:21	3,097.97	4.18	0.00	0.11
INLET #1_002783.LAB	3/12/2020	18:22	3,094.37	4.06	0.00	0.11
INLET #1_002784.LAB	3/12/2020	18:23	3,089.91	4.41	0.00	0.11
INLET #1_002785.LAB	3/12/2020	18:24	3,084.03	4.07	0.00	0.12
INLET #1_002786.LAB	3/12/2020	18:25	3,078.97	4.36	0.00	0.12
INLET #1_002787.LAB	3/12/2020	18:26	3,075.18	4.46	0.00	0.11
INLET #1_002788.LAB	3/12/2020	18:27	3,072.04	4.65	0.00	0.11
INLET #1_002789.LAB	3/12/2020	18:28	3,070.34	4.26	0.00	0.11
INLET #1_002790.LAB	3/12/2020	18:29	3,064.73	4.64	0.00	0.11
Average/MDL Values			**5,469.37**	**4.64**	**0.00**	**0.00**

Spectrum	Date	Time	Ethylene o	METHANE	CO2% 150	H2O% 150	SULFUR H	ETHYLENE	Temp (C)	Pressure (Atm)	
INLET #1_000007.LAB	3/10/2020	6:24	0.93	-0.31	0.00	0.00	0.01	43.85	149.76	0.99	
INLET #1_000008.LAB	3/10/2020	6:24	0.36	-0.29	0.00	0.00	0.00	44.09	149.75	0.98	
INLET #1_000009.LAB	3/10/2020	6:24	0.32	-0.18	0.00	0.00	0.00	43.43	149.81	0.97	
INLET #1_000010.LAB	3/10/2020	6:25	1.12	0.37	0.00	0.08	0.44	51.93	149.78	0.98	
INLET #1_000011.LAB	3/10/2020	6:25	-0.03	0.03	0.00	0.02	0.02	42.51	149.80	0.99	
INLET #1_000012BKG.LAB	3/10/2020	6:26	0.00	0.00	0.00	0.00	0.00	0.00	149.78	0.99	
INLET #1_000013.LAB	3/10/2020	6:26	0.15	0.05	0.00	0.01	0.00	-0.59	149.72	0.99	
INLET #1_000014.LAB	3/10/2020	6:26	-0.18	0.03	0.00	0.00	0.00	-1.27	149.80	0.99	
INLET #1_000015.LAB	3/10/2020	6:27	0.16	0.11	0.00	0.00	0.00	-1.69	149.75	0.99	
INLET #1_000016.LAB	3/10/2020	6:27	-0.05	0.19	0.00	0.00	0.00	-2.01	149.72	0.99	
INLET #1_000017BKG.LAB	3/10/2020	6:28	0.00	0.00	0.00	0.00	0.00	0.00	149.77	0.99	
INLET #1_000018.LAB	3/10/2020	6:28	0.06	0.02	0.00	0.00	0.00	-0.38	149.80	0.99	
INLET #1_000019.LAB	3/10/2020	6:28	0.24	0.06	0.00	0.00	0.00	-1.05	149.78	0.99	
INLET #1_000020.LAB	3/10/2020	6:28	-0.05	-0.01	0.00	0.00	0.00	-1.30	149.75	0.99	
INLET #1_000021.LAB	3/10/2020	6:29	0.13	-0.02	0.00	0.00	0.00	-1.45	149.76	0.99	
INLET #1_000022.LAB	3/10/2020	6:29	0.05	-0.01	0.00	0.00	0.00	-2.15	149.79	0.99	Direct
INLET #1_000023.LAB	3/10/2020	6:29	0.26	-0.02	0.00	0.00	0.00	-2.32	149.82	0.99	
INLET #1_000024.LAB	3/10/2020	6:29	-0.05	-0.14	0.00	0.00	0.00	-2.82	149.81	0.99	
INLET #1_000025.LAB	3/10/2020	6:30	-0.04	-0.09	0.00	0.00	0.00	-3.05	149.79	0.99	
INLET #1_000026.LAB	3/10/2020	6:30	-0.01	0.04	0.00	0.00	0.00	-3.36	149.75	0.99	
INLET #1_000027.LAB	3/10/2020	6:30	0.02	0.01	0.00	0.00	0.00	-3.69	149.78	0.99	-0.02
INLET #1_000028.LAB	3/10/2020	6:30	-0.01	-0.05	0.00	0.00	0.00	-3.78	149.78	0.99	
INLET #1_000029.LAB	3/10/2020	6:31	0.26	0.01	0.00	-0.01	0.00	-3.85	149.78	0.99	
INLET #1_000030.LAB	3/10/2020	6:31	-0.18	0.26	0.00	0.00	0.00	-4.36	149.74	0.99	
INLET #1_000031.LAB	3/10/2020	6:31	-0.18	0.17	0.00	0.00	0.00	-4.63	149.73	0.99	
INLET #1_000032.LAB	3/10/2020	6:31	-0.21	0.06	0.00	0.00	0.00	-4.96	149.80	0.99	
INLET #1_000033BKG.LAB	3/10/2020	6:32	0.00	0.00	0.00	0.00	0.00	0.00	149.78	0.99	
INLET #1_000034.LAB	3/10/2020	6:32	-0.96	0.15	0.00	0.00	0.64	2.36	149.77	0.99	
INLET #1_000035.LAB	3/10/2020	6:33	-1.84	0.77	0.00	0.03	5.35	83.08	149.76	0.99	
INLET #1_000036.LAB	3/10/2020	6:33	2.11	0.00	0.00	0.00	5.30	103.27	149.81	0.99	
INLET #1_000037.LAB	3/10/2020	6:33	1.38	-0.19	0.00	0.00	5.52	104.91	149.80	0.99	
INLET #1_000038.LAB	3/10/2020	6:33	1.11	0.15	0.00	-0.01	5.40	104.23	149.78	0.99	
INLET #1_000039.LAB	3/10/2020	6:34	0.89	0.01	0.00	0.00	5.23	102.32	149.80	0.99	
INLET #1_000040.LAB	3/10/2020	6:34	0.91	0.12	0.00	0.00	5.17	101.75	149.73	0.99	
INLET #1_000041.LAB	3/10/2020	6:34	0.88	-0.22	0.00	0.00	5.16	101.50	149.80	0.99	
INLET #1_000042.LAB	3/10/2020	6:34	0.89	-0.16	0.00	0.00	5.16	103.14	149.81	0.99	102.18
INLET #1_000043.LAB	3/10/2020	6:35	0.73	-0.41	0.00	0.00	5.15	102.86	149.75	0.99	
INLET #1_000044.LAB	3/10/2020	6:35	0.74	0.04	0.00	-0.01	5.16	102.72	149.78	0.99	
INLET #1_000045.LAB	3/10/2020	6:35	0.87	-0.05	0.00	0.00	5.15	102.93	149.77	0.99	
INLET #1_000046.LAB	3/10/2020	6:35	0.74	-0.19	0.00	0.00	5.16	103.12	149.81	0.99	
INLET #1_000047.LAB	3/10/2020	6:36	0.77	-0.13	0.00	0.00	5.14	102.31	149.79	0.98	
INLET #1_000048.LAB	3/10/2020	6:36	2,642.69	4.32	0.01	0.11	8.83	145.87	149.81	0.99	
INLET #1_000049.LAB	3/10/2020	6:36	4,357.21	1.53	0.00	0.02	10.62	-45.67	149.81	0.99	
INLET #1_000050.LAB	3/10/2020	6:36	4,711.38	0.45	0.00	0.00	10.62	-34.91	149.79	0.99	
INLET #1_000051.LAB	3/10/2020	6:37	4,812.33	0.09	0.00	-0.01	10.59	-39.73	149.75	0.99	
INLET #1_000052.LAB	3/10/2020	6:37	4,895.81	-0.60	0.00	0.00	10.61	-27.64	149.77	0.99	
INLET #1_000053.LAB	3/10/2020	6:37	4,998.41	-0.56	0.00	-0.01	10.61	-29.38	149.78	0.99	
INLET #1_000054.LAB	3/10/2020	6:37	5,036.38	-0.24	0.00	-0.02	10.61	-36.19	149.76	0.99	
INLET #1_000055.LAB	3/10/2020	6:38	5,047.72	-1.49	0.00	-0.03	10.63	-33.75	149.78	0.99	
INLET #1_000056.LAB	3/10/2020	6:38	5,100.89	-0.38	0.00	0.00	10.59	-27.43	149.74	0.99	5,045.85
INLET #1_000057.LAB	3/10/2020	6:38	5,103.58	-0.07	0.00	-0.01	10.59	-28.99	149.77	0.99	
INLET #1_000058.LAB	3/10/2020	6:38	5,064.14	-0.90	0.00	-0.01	10.60	-28.96	149.75	0.99	
INLET #1_000059.LAB	3/10/2020	6:39	5,066.90	-0.17	0.00	0.00	10.61	-27.96	149.77	0.99	
INLET #1_000060.LAB	3/10/2020	6:39	5,066.39	-1.04	0.00	0.00	10.57	-23.04	149.81	0.99	
INLET #1_000061.LAB	3/10/2020	6:39	5,069.13	-0.55	0.00	-0.01	10.61	-23.01	149.78	0.99	
INLET #1_000062.LAB	3/10/2020	6:39	5,068.89	-1.43	0.00	-0.02	10.57	-27.09	149.71	0.99	
INLET #1_000063.LAB	3/10/2020	6:40	4,543.96	-1.56	0.00	-0.01	9.22	-22.10	149.75	0.98	
INLET #1_000064.LAB	3/10/2020	6:40	202.98	-0.10	0.00	0.00	0.37	20.89	149.79	0.99	
INLET #1_000065.LAB	3/10/2020	6:40	95.71	1.87	0.05	0.44	0.26	15.49	149.80	0.99	System
INLET #1_000066.LAB	3/10/2020	6:40	6.90	2.66	0.07	0.74	0.00	-4.94	149.74	0.99	
INLET #1_000067.LAB	3/10/2020	6:41	4.70	2.50	0.07	0.72	0.00	-4.33	149.75	0.99	
INLET #1_000068.LAB	3/10/2020	6:41	2.73	2.75	0.07	0.72	0.00	-5.01	149.77	0.98	
INLET #1_000069.LAB	3/10/2020	6:41	1.95	1.48	0.03	0.31	0.02	-3.52	149.75	0.98	
INLET #1_000070.LAB	3/10/2020	6:41	0.97	0.16	0.00	0.01	0.00	-6.64	149.74	0.98	
INLET #1_000071.LAB	3/10/2020	6:42	2.33	-0.02	0.00	0.01	0.00	-6.52	149.73	0.98	1.99
INLET #1_000072.LAB	3/10/2020	6:42	5.23	-0.05	0.00	0.00	0.00	-6.78	149.75	0.98	
INLET #1_000073.LAB	3/10/2020	6:42	4.51	-0.26	0.00	0.01	0.00	-6.90	149.76	0.98	
INLET #1_000074.LAB	3/10/2020	6:42	185.44	-0.19	0.00	-0.01	3.16	96.88	149.76	0.98	
INLET #1_000075.LAB	3/10/2020	6:43	14.82	-0.13	0.00	0.00	5.13	97.44	149.80	0.98	
INLET #1_000076.LAB	3/10/2020	6:43	8.85	-0.16	0.00	0.00	5.14	97.93	149.78	0.98	
INLET #1_000077.LAB	3/10/2020	6:43	7.27	-0.19	0.00	0.00	5.15	97.79	149.78	0.98	
INLET #1_000078.LAB	3/10/2020	6:43	6.28	-0.44	0.00	0.00	5.14	97.75	149.72	0.98	
INLET #1_000079.LAB	3/10/2020	6:44	5.66	-0.22	0.00	0.00	5.14	97.66	149.72	0.98	
INLET #1_000080.LAB	3/10/2020	6:44	5.07	-0.12	0.00	0.00	5.14	97.48	149.71	0.98	
INLET #1_000081.LAB	3/10/2020	6:44	4.85	-0.25	0.00	0.00	5.14	97.39	149.76	0.98	
INLET #1_000082.LAB	3/10/2020	6:44	4.33	-0.07	0.00	0.00	5.13	100.22	149.77	0.98	
INLET #1_000083.LAB	3/10/2020	6:45	3.76	0.03	0.00	-0.01	5.14	102.04	149.78	0.98	
INLET #1_000084.LAB	3/10/2020	6:45	3.76	-0.06	0.00	-0.01	5.14	102.20	149.76	0.98	
INLET #1_000085.LAB	3/10/2020	6:45	4.10	-0.06	0.00	0.00	5.13	101.92	149.75	0.98	
INLET #1_000086.LAB	3/10/2020	6:45	3.41	-0.24	0.00	0.00	5.14	101.98	149.75	0.98	102.04

Spectrum	Date	Time	Ethylene o	METHANE	CO2% 150	H2O% 150	SULFUR H	ETHYLENE	Temp (C)	Pressure (Atm)	
INLET #1_000087.LAB	3/10/2020	6:46	3.45	-0.02	0.00	-0.01	5.15	103.10	149.81	0.98	
INLET #1_000088.LAB	3/10/2020	6:46	3.52	-0.12	0.00	0.00	5.14	102.74	149.79	0.98	
INLET #1_000089.LAB	3/10/2020	6:46	3.09	-0.16	0.00	-0.01	5.14	102.65	149.77	0.98	
INLET #1_000090.LAB	3/10/2020	6:46	3.84	0.14	0.00	0.00	4.22	85.65	149.80	0.98	
INLET #1_000091.LAB	3/10/2020	6:47	2.10	-0.35	0.00	0.01	0.13	-6.52	149.82	0.98	
INLET #1_000092.LAB	3/10/2020	6:47	1.62	-0.24	0.00	0.00	0.01	-8.88	149.79	0.98	
INLET #1_000093.LAB	3/10/2020	6:47	1.45	-0.25	0.00	0.00	0.00	-9.34	149.86	0.98	
INLET #1_000094.LAB	3/10/2020	6:47	1.91	-0.27	0.00	0.00	0.01	-9.14	149.81	0.98	
INLET #1_000095.LAB	3/10/2020	6:48	3,228.42	0.92	0.00	0.02	6.99	136.52	149.82	0.98	
INLET #1_000096.LAB	3/10/2020	6:48	4,842.08	0.46	0.00	-0.01	10.59	-41.92	149.83	0.98	
INLET #1_000097.LAB	3/10/2020	6:48	4,918.67	-0.18	0.00	-0.01	10.62	-37.90	149.80	0.98	
INLET #1_000098.LAB	3/10/2020	6:48	4,962.25	-0.37	0.00	-0.02	10.57	-39.69	149.77	0.98	
INLET #1_000099.LAB	3/10/2020	6:49	4,982.34	-0.59	0.00	-0.03	10.60	-41.19	149.83	0.98	
INLET #1_000100.LAB	3/10/2020	6:49	5,004.23	-1.06	0.00	-0.03	10.66	-32.96	149.76	0.98	
INLET #1_000101.LAB	3/10/2020	6:49	5,031.07	-0.50	0.00	-0.01	10.60	-33.16	149.82	0.98	
INLET #1_000102.LAB	3/10/2020	6:49	5,052.37	-0.58	0.00	-0.02	10.61	-32.71	149.78	0.98	
INLET #1_000103.LAB	3/10/2020	6:50	5,060.20	-0.42	0.00	-0.03	10.60	-36.74	149.77	0.98	5,036.97
INLET #1_000104.LAB	3/10/2020	6:50	5,065.61	-0.65	0.00	-0.03	10.60	-36.61	149.74	0.98	
INLET #1_000105.LAB	3/10/2020	6:50	5,068.72	-1.74	0.00	-0.03	10.62	-38.39	149.80	0.98	
INLET #1_000106.LAB	3/10/2020	6:50	5,070.95	-1.65	0.00	-0.03	10.62	-38.19	149.70	0.98	
INLET #1_000107.LAB	3/10/2020	6:51	5,068.70	-0.59	0.00	-0.02	10.61	-36.07	149.75	0.98	
INLET #1_000108.LAB	3/10/2020	6:51	5,068.04	-1.11	0.00	-0.03	10.58	-37.87	149.75	0.98	
INLET #1_000109.LAB	3/10/2020	6:51	5,068.75	-1.44	0.00	-0.01	10.59	-30.16	149.77	0.98	
INLET #1_000110.LAB	3/10/2020	6:51	5,069.48	-1.51	0.00	-0.03	10.58	-38.83	149.78	0.98	
INLET #1_000111.LAB	3/10/2020	6:52	5,073.55	-0.57	0.00	-0.04	10.62	-37.71	149.77	0.98	
INLET #1_000112.LAB	3/10/2020	6:52	5,072.78	-1.67	0.00	-0.01	10.61	-28.77	149.80	0.98	
INLET #1_000113.LAB	3/10/2020	6:52	5,073.32	-1.76	0.00	-0.03	10.60	-36.59	149.79	0.98	
INLET #1_000114.LAB	3/10/2020	6:52	5,071.52	-0.85	0.00	-0.03	10.57	-37.83	149.73	0.98	
INLET #1_000115.LAB	3/10/2020	6:53	5,070.51	-1.08	0.00	-0.03	10.57	-36.00	149.73	0.98	
INLET #1_000116.LAB	3/10/2020	6:53	5,072.79	-0.54	0.00	-0.03	10.59	-33.76	149.76	0.98	
INLET #1_000117.LAB	3/10/2020	6:53	5,074.31	-0.92	0.00	-0.02	10.61	-36.86	149.74	0.98	
INLET #1_000118.LAB	3/10/2020	6:53	5,072.06	-0.87	0.00	-0.03	10.57	-37.80	149.78	0.98	
INLET #1_000119.LAB	3/10/2020	6:54	5,071.82	-1.04	0.00	-0.03	10.58	-36.10	149.77	0.98	
INLET #1_000120.LAB	3/10/2020	6:54	5,075.93	-1.14	0.00	-0.03	10.59	-39.07	149.75	0.98	
INLET #1_000121.LAB	3/10/2020	6:54	5,078.29	-1.61	0.00	-0.03	10.61	-37.49	149.76	0.98	
INLET #1_000122.LAB	3/10/2020	6:54	5,076.64	-1.07	0.00	-0.03	10.60	-34.55	149.74	0.98	
INLET #1_000123.LAB	3/10/2020	6:55	5,074.11	-0.47	0.00	-0.04	10.58	-34.83	149.76	0.98	
INLET #1_000124.LAB	3/10/2020	6:55	5,069.37	-0.81	0.00	-0.03	10.57	-33.62	149.78	0.98	
INLET #1_000125.LAB	3/10/2020	6:55	3,390.85	-0.21	0.00	0.00	6.32	68.06	149.82	0.98	
INLET #1_000126.LAB	3/10/2020	6:55	201.36	0.00	0.00	0.00	0.41	-12.32	149.80	0.98	
INLET #1_000127.LAB	3/10/2020	6:56	89.85	0.02	0.00	0.00	0.34	-3.25	149.76	0.98	Dilution
INLET #1_000128.LAB	3/10/2020	6:56	25.72	-0.26	0.00	0.00	0.28	-7.62	149.75	0.98	
INLET #1_000129.LAB	3/10/2020	6:56	20.21	-0.30	0.00	0.00	0.28	-7.69	149.79	0.98	
INLET #1_000130.LAB	3/10/2020	6:56	17.83	-0.02	0.00	0.00	0.27	-7.69	149.77	0.98	
INLET #1_000131.LAB	3/10/2020	6:57	14.95	-0.15	0.00	0.00	0.27	-7.48	149.76	0.98	0.27
INLET #1_000132.LAB	3/10/2020	6:57	11.35	-0.18	0.00	0.00	0.27	-7.59	149.78	0.98	
INLET #1_000133.LAB	3/10/2020	6:57	15.52	-0.18	0.00	0.00	0.09	-11.32	149.78	0.98	
INLET #1_000134.LAB	3/10/2020	6:57	9.54	0.01	0.00	0.00	0.06	-12.52	149.78	0.98	
INLET #1_000135.LAB	3/10/2020	6:58	18.62	-0.19	0.00	0.00	0.07	-12.78	149.75	0.98	
INLET #1_000136.LAB	3/10/2020	6:58	22.03	-0.41	0.00	0.00	0.07	-12.82	149.84	0.98	
INLET #1_000137.LAB	3/10/2020	6:58	13.58	-0.41	0.00	0.00	0.06	-12.72	149.78	0.98	
INLET #1_000138.LAB	3/10/2020	6:58	8.95	-0.09	0.00	0.00	0.06	-12.49	149.79	0.98	
INLET #1_000139.LAB	3/10/2020	6:59	7.27	-0.13	0.00	0.00	0.06	-12.29	149.79	0.98	Dilution
INLET #1_000140.LAB	3/10/2020	6:59	6.41	-0.07	0.00	0.00	0.06	-12.33	149.81	0.98	
INLET #1_000141.LAB	3/10/2020	6:59	5.54	-0.20	0.00	0.00	0.06	-12.21	149.74	0.98	
INLET #1_000142.LAB	3/10/2020	6:59	5.10	-0.22	0.00	0.00	0.06	-12.33	149.75	0.98	
INLET #1_000143.LAB	3/10/2020	7:00	4.86	-0.25	0.00	0.00	0.06	-12.53	149.74	0.98	0.056
INLET #1_000144.LAB	3/10/2020	7:00	4.74	-0.31	0.00	0.00	0.05	-12.74	149.76	0.97	
INLET #1_000145.LAB	3/10/2020	7:00	63.65	-0.01	0.00	0.00	0.18	6.32	149.75	1.05	
INLET #1_000146.LAB	3/10/2020	7:00	83.55	1.42	0.02	0.08	0.24	0.19	149.73	0.99	
INLET #1_000147.LAB	3/10/2020	7:01	1.04	-0.29	0.00	0.00	0.00	-13.76	149.77	0.99	

Spectrum	Date	Time	Ethylene ox	METHANE	CO2% 150	H2O% 150	SULFUR HI	ETHYLENE	Temp (C)	Pressure (Atm)
INLET #1_000148BKG.LAB	3/10/2020	7:02	0.00	0.00	0.00	0.00	0.00	0.00	149.75	0.99
INLET #1_000149.LAB	3/10/2020	7:03	1.28	1.37	0.02	0.02	0.00	-0.61	149.78	0.99
INLET #1_000150.LAB	3/10/2020	7:04	479.87	0.06	0.00	0.05	-0.01	97.69	149.77	0.99
INLET #1_000151.LAB	3/10/2020	7:05	2,086.82	1.43	0.01	0.04	-0.05	-29.34	149.78	0.99
INLET #1_000152.LAB	3/10/2020	7:06	2,588.96	2.26	0.00	0.01	-0.01	-65.77	149.77	0.99
INLET #1_000153.LAB	3/10/2020	7:07	2,315.12	1.90	0.00	0.01	-0.01	-91.06	149.79	0.99
INLET #1_000154.LAB	3/10/2020	7:08	2,345.41	1.99	0.00	0.01	0.00	-87.74	149.80	0.99
INLET #1_000155.LAB	3/10/2020	7:09	2,422.49	1.73	0.00	0.00	-0.01	-83.56	149.79	0.99
INLET #1_000156.LAB	3/10/2020	7:10	2,499.39	1.95	0.00	0.00	-0.01	-76.51	149.78	0.99
INLET #1_000157.LAB	3/10/2020	7:11	2,529.37	2.12	0.00	0.01	-0.01	-71.69	149.78	0.99
INLET #1_000158.LAB	3/10/2020	7:12	2,525.70	2.28	0.00	0.01	-0.01	-72.36	149.75	0.99
INLET #1_000159.LAB	3/10/2020	7:13	2,518.90	2.03	0.00	0.00	-0.01	-70.97	149.74	0.99
INLET #1_000160.LAB	3/10/2020	7:14	2,506.72	2.01	0.00	0.00	0.00	-72.40	149.78	0.99
INLET #1_000161.LAB	3/10/2020	7:15	2,491.68	2.10	0.00	0.00	-0.01	-73.90	149.78	0.99
INLET #1_000162.LAB	3/10/2020	7:16	2,483.22	2.06	0.00	0.01	0.00	-78.35	149.78	0.99
INLET #1_000163.LAB	3/10/2020	7:17	2,471.02	2.09	0.00	0.01	-0.01	-79.77	149.80	0.99
INLET #1_000164.LAB	3/10/2020	7:18	2,466.18	2.02	0.00	0.01	-0.01	-77.55	149.75	0.99

Spectrum	Date	Time	Ethylene o	METHANE	CO2% 150	H2O% 150	SULFUR H	ETHYLENE	Temp (C)	Pressure (Atm)
INLET #1_000165.LAB	3/10/2020	7:19	2,461.51	1.69	0.00	0.00	-0.01	-78.69	149.75	0.99
INLET #1_000166.LAB	3/10/2020	7:20	2,450.44	1.93	0.00	0.01	-0.01	-85.36	149.76	0.99
INLET #1_000167.LAB	3/10/2020	7:21	2,465.18	1.90	0.01	0.01	-0.01	-77.07	149.75	0.99
INLET #1_000168.LAB	3/10/2020	7:22	2,485.81	1.92	0.01	0.00	-0.01	-79.81	149.77	0.99
INLET #1_000169.LAB	3/10/2020	7:23	2,456.89	1.94	0.01	0.01	-0.01	-81.32	149.79	0.99
INLET #1_000170.LAB	3/10/2020	7:24	2,443.56	1.98	0.01	0.01	-0.01	-79.17	149.80	0.99
INLET #1_000171.LAB	3/10/2020	7:25	2,427.25	1.97	0.01	0.01	-0.01	-80.06	149.80	0.99
INLET #1_000172.LAB	3/10/2020	7:26	2,452.77	2.15	0.01	0.01	-0.01	-83.54	149.77	0.99
INLET #1_000173.LAB	3/10/2020	7:27	2,501.70	2.15	0.01	0.01	-0.01	-69.60	149.76	0.99
INLET #1_000174.LAB	3/10/2020	7:28	2,519.18	2.25	0.01	0.01	-0.01	-77.93	149.78	0.99
INLET #1_000175.LAB	3/10/2020	7:29	2,514.46	2.21	0.01	0.01	-0.01	-70.32	149.78	0.99
INLET #1_000176.LAB	3/10/2020	7:30	2,499.31	2.11	0.01	0.01	-0.01	-76.76	149.79	0.99
INLET #1_000177.LAB	3/10/2020	7:31	2,490.32	2.04	0.01	0.01	-0.01	-76.40	149.75	0.99
INLET #1_000178.LAB	3/10/2020	7:32	2,486.22	1.98	0.01	0.01	-0.01	-76.10	149.75	0.99
INLET #1_000179.LAB	3/10/2020	7:33	2,463.01	2.28	0.01	0.01	-0.01	-78.15	149.80	0.99
INLET #1_000180.LAB	3/10/2020	7:34	2,449.56	2.45	0.01	0.01	-0.01	-79.44	149.81	0.99
INLET #1_000181.LAB	3/10/2020	7:35	2,435.21	2.07	0.01	0.01	-0.01	-80.50	149.75	0.99
INLET #1_000182.LAB	3/10/2020	7:36	2,430.93	1.92	0.01	0.01	0.00	-84.11	149.76	0.99
INLET #1_000183.LAB	3/10/2020	7:37	2,425.40	2.12	0.01	0.01	-0.01	-87.67	149.75	0.99
INLET #1_000184.LAB	3/10/2020	7:38	2,375.39	2.20	0.00	0.01	-0.01	-89.68	149.79	0.99
INLET #1_000185.LAB	3/10/2020	7:39	2,333.23	1.75	0.00	0.01	-0.01	-92.38	149.80	0.99
INLET #1_000186.LAB	3/10/2020	7:40	2,232.87	1.83	0.00	0.02	-0.01	-100.31	149.81	0.99
INLET #1_000187.LAB	3/10/2020	7:41	2,158.23	1.89	0.00	0.01	0.00	-106.46	149.79	0.99
INLET #1_000188.LAB	3/10/2020	7:42	2,214.25	1.68	0.00	0.01	-0.01	-98.80	149.79	0.99
INLET #1_000189.LAB	3/10/2020	7:43	2,258.36	1.83	0.00	0.02	-0.01	-96.62	149.82	0.99
INLET #1_000190.LAB	3/10/2020	7:44	2,279.59	1.87	0.00	0.01	-0.01	-89.05	149.81	0.99
INLET #1_000191.LAB	3/10/2020	7:45	2,278.23	1.99	0.00	0.01	-0.01	-99.01	149.82	0.99
INLET #1_000192.LAB	3/10/2020	7:46	2,270.35	1.68	0.00	0.01	-0.01	-100.06	149.81	0.99
INLET #1_000193.LAB	3/10/2020	7:47	2,261.78	1.66	0.00	0.01	0.00	-96.02	149.81	0.99
INLET #1_000194.LAB	3/10/2020	7:48	2,245.27	1.46	0.00	0.01	-0.01	-96.00	149.77	0.99
INLET #1_000195.LAB	3/10/2020	7:49	2,229.93	1.97	0.00	0.02	-0.01	-97.91	149.79	0.99
INLET #1_000196.LAB	3/10/2020	7:50	2,227.98	1.85	0.00	0.02	-0.01	-103.99	149.80	0.99
INLET #1_000197.LAB	3/10/2020	7:51	2,217.95	1.60	0.00	0.01	-0.01	-99.07	149.82	0.99
INLET #1_000198.LAB	3/10/2020	7:52	2,206.89	1.83	0.00	0.01	-0.01	-107.08	149.80	0.99
INLET #1_000199.LAB	3/10/2020	7:53	2,196.86	1.72	0.00	0.01	-0.01	-101.87	149.79	0.99
INLET #1_000200.LAB	3/10/2020	7:54	2,210.09	1.61	0.00	0.01	-0.01	-100.32	149.82	0.99
INLET #1_000201.LAB	3/10/2020	7:55	2,204.94	1.61	0.00	0.01	-0.01	-107.21	149.84	0.99
INLET #1_000202.LAB	3/10/2020	7:56	2,198.95	1.67	0.00	0.01	-0.01	-106.98	149.82	0.99
INLET #1_000203.LAB	3/10/2020	7:57	2,186.87	1.90	0.00	0.01	0.00	-101.79	149.80	0.99
INLET #1_000204.LAB	3/10/2020	7:58	2,162.68	1.86	0.00	0.02	0.00	-106.26	149.80	0.99
INLET #1_000205.LAB	3/10/2020	7:59	2,147.18	1.93	0.00	0.01	-0.01	-111.35	149.82	0.99
INLET #1_000206.LAB	3/10/2020	8:00	2,130.16	1.92	0.00	0.02	-0.01	-100.74	149.83	0.99
INLET #1_000207.LAB	3/10/2020	8:01	2,109.38	1.82	0.00	0.01	-0.01	-110.99	149.84	0.99
INLET #1_000208.LAB	3/10/2020	8:02	2,107.86	1.82	0.00	0.02	0.00	-109.35	149.81	0.99
INLET #1_000209.LAB	3/10/2020	8:03	2,096.54	1.77	0.00	0.01	0.00	-107.90	149.84	0.99
INLET #1_000210.LAB	3/10/2020	8:04	2,087.93	1.62	0.00	0.01	-0.01	-109.57	149.80	0.99
INLET #1_000211.LAB	3/10/2020	8:05	2,073.09	1.77	0.00	0.01	0.00	-111.31	149.80	0.99
INLET #1_000212.LAB	3/10/2020	8:06	2,029.29	1.77	0.00	0.01	-0.01	-114.89	149.80	0.99
INLET #1_000213.LAB	3/10/2020	8:07	2,025.28	1.76	0.00	0.01	0.00	-116.02	149.80	0.99
INLET #1_000214.LAB	3/10/2020	8:08	2,028.75	1.60	0.00	0.01	-0.01	-124.32	149.83	0.99
INLET #1_000215.LAB	3/10/2020	8:09	2,067.34	1.53	0.00	0.01	0.00	-112.45	149.77	0.99
INLET #1_000216.LAB	3/10/2020	8:10	2,062.34	1.81	0.00	0.01	0.00	-110.98	149.81	0.99
INLET #1_000217.LAB	3/10/2020	8:11	2,056.26	1.74	0.00	0.01	0.00	-112.95	149.80	0.99
INLET #1_000218.LAB	3/10/2020	8:12	2,016.50	1.84	0.00	0.01	-0.01	-114.67	149.79	0.99
INLET #1_000219.LAB	3/10/2020	8:13	2,056.22	1.73	0.01	0.01	0.00	-114.98	149.80	0.99
INLET #1_000220.LAB	3/10/2020	8:14	2,006.97	1.83	0.01	0.01	0.00	-120.25	149.75	0.99
INLET #1_000221.LAB	3/10/2020	8:15	1,964.03	1.88	0.01	0.01	0.00	-122.89	149.77	0.99
INLET #1_000222.LAB	3/10/2020	8:16	1,939.01	1.57	0.01	0.02	0.00	-119.18	149.78	0.99
INLET #1_000223.LAB	3/10/2020	8:17	1,920.81	1.46	0.01	0.02	0.00	-119.56	149.79	0.99
INLET #1_000224.LAB	3/10/2020	8:18	1,908.26	1.51	0.01	0.01	0.00	-119.60	149.76	0.99
INLET #1_000225.LAB	3/10/2020	8:19	1,905.69	1.60	0.01	0.01	0.00	-120.31	149.77	0.99
INLET #1_000226.LAB	3/10/2020	8:20	1,890.55	1.62	0.01	0.01	0.00	-121.59	149.79	0.99
INLET #1_000223.LAB	**3/10/2020**	**8:21**	**1,887.50**	**1.79**	**0.01**	**0.02**	**0.00**	**-122.55**	**149.78**	**0.99**
INLET #1_000224.LAB	**3/10/2020**	**8:22**	**1,877.70**	**1.55**	**0.01**	**0.01**	**0.00**	**-123.12**	**149.78**	**0.99**
INLET #1_000225.LAB	**3/10/2020**	**8:23**	**1,870.02**	**1.77**	**0.01**	**0.01**	**-0.01**	**-123.52**	**149.76**	**0.99**
INLET #1_000226.LAB	**3/10/2020**	**8:24**	**1,856.64**	**1.56**	**0.01**	**0.02**	**0.00**	**-126.25**	**149.77**	**0.99**
INLET #1_000227.LAB	**3/10/2020**	**8:25**	**2,820.27**	**1.07**	**0.01**	**0.04**	**-0.02**	**-32.77**	**149.80**	**0.99**
INLET #1_000228.LAB	**3/10/2020**	**8:26**	**5,620.97**	**0.72**	**0.00**	**0.05**	**0.03**	**-44.27**	**149.77**	**0.99**
INLET #1_000229.LAB	**3/10/2020**	**8:27**	**5,746.22**	**1.16**	**0.00**	**0.06**	**0.02**	**-55.77**	**149.79**	**0.99**
INLET #1_000230.LAB	**3/10/2020**	**8:28**	**5,729.66**	**0.51**	**0.00**	**0.05**	**0.02**	**-67.27**	**149.78**	**0.99**
INLET #1_000231.LAB	**3/10/2020**	**8:29**	**5,729.66**	**1.57**	**0.01**	**0.02**	**-0.01**	**-78.77**	**149.78**	**0.99**
INLET #1_000232.LAB	**3/10/2020**	**8:30**	**5,729.66**	**1.46**	**0.01**	**0.02**	**0.00**	**-90.27**	**149.78**	**0.99**
INLET #1_000233.LAB	**3/10/2020**	**8:31**	**5,729.66**	**1.51**	**0.01**	**0.01**	**-0.02**	**-101.77**	**149.78**	**0.99**
INLET #1_000234.LAB	**3/10/2020**	**8:32**	**5,729.66**	**1.60**	**0.01**	**0.01**	**0.03**	**-113.27**	**149.78**	**0.99**
INLET #1_000235.LAB	**3/10/2020**	**8:33**	**9,311.36**	**0.66**	**0.00**	**0.04**	**-0.25**	**-124.77**	**149.79**	**0.99**
INLET #1_000236.LAB	**3/10/2020**	**8:34**	**9,476.87**	**1.73**	**0.00**	**0.04**	**-0.26**	**-103.03**	**149.83**	**0.99**
INLET #1_000237.LAB	**3/10/2020**	**8:35**	**9,635.97**	**2.37**	**0.00**	**0.04**	**-0.26**	**-95.70**	**149.81**	**0.99**
INLET #1_000238.LAB	**3/10/2020**	**8:36**	**9,849.44**	**1.15**	**0.00**	**0.04**	**-0.26**	**-92.80**	**149.82**	**0.99**
INLET #1_000239.LAB	**3/10/2020**	**8:37**	**9,290.06**	**1.38**	**0.00**	**0.04**	**-0.23**	**-110.35**	**149.84**	**0.99**

Spectrum	Date	Time	Ethylene o	METHANE	CO2% 150(	H2O% 150(	SULFUR H	ETHYLENE	Temp (C)	Pressure (Atm)
INLET #1_000240.LAB	3/10/2020	8:38	6,382.74	1.16	0.00	0.05	-0.03	-18.61	149.83	0.99
INLET #1_000241.LAB	3/10/2020	8:39	5,745.96	0.88	0.00	0.05	0.02	-27.20	149.83	0.99
INLET #1_000242.LAB	3/10/2020	8:40	5,616.82	1.17	0.00	0.05	0.03	-31.19	149.86	0.99
INLET #1_000243.LAB	3/10/2020	8:41	5,702.17	0.51	0.00	0.05	0.01	-31.07	149.85	0.99
INLET #1_000244.LAB	3/10/2020	8:42	6,201.20	0.94	0.01	0.05	-0.01	-23.00	149.81	0.99
INLET #1_000245.LAB	3/10/2020	8:43	6,527.74	1.56	0.00	0.05	-0.05	-28.13	149.81	0.99
INLET #1_000246.LAB	3/10/2020	8:44	6,068.08	1.08	0.00	0.05	-0.01	-25.87	149.81	0.99
INLET #1_000247.LAB	3/10/2020	8:45	5,895.22	0.79	0.00	0.05	0.00	-24.39	149.79	0.99
INLET #1_000248.LAB	3/10/2020	8:46	6,138.39	0.78	0.00	0.05	-0.02	-25.83	149.81	0.99
INLET #1_000249.LAB	3/10/2020	8:47	6,200.01	1.08	0.00	0.05	-0.02	-21.76	149.82	0.99
INLET #1_000250.LAB	3/10/2020	8:48	7,811.30	2.19	0.00	0.04	-0.10	-8.38	149.82	0.99
INLET #1_000251.LAB	3/10/2020	8:49	8,599.98	0.53	0.00	0.03	-0.24	-170.31	149.81	0.99
INLET #1_000252.LAB	3/10/2020	8:50	9,223.17	-0.19	0.00	0.04	-0.26	-126.16	149.80	0.99
INLET #1_000253.LAB	3/10/2020	8:51	9,645.15	1.89	0.00	0.03	-0.27	-93.92	149.79	0.99
INLET #1_000254.LAB	3/10/2020	8:52	10,020.42	1.88	0.00	0.03	-0.27	-80.56	149.78	0.99
INLET #1_000255.LAB	3/10/2020	8:53	9,491.55	-1.22	0.00	0.03	-0.22	-94.85	149.80	0.99
INLET #1_000256.LAB	3/10/2020	8:54	8,096.38	0.07	0.00	0.02	-0.25	-167.09	149.84	0.99
INLET #1_000257.LAB	3/10/2020	8:55	8,091.35	-0.65	0.00	0.02	-0.25	-167.73	149.82	0.99
INLET #1_000258.LAB	3/10/2020	8:56	7,124.04	0.73	0.01	0.03	-0.08	-15.68	149.85	0.99
INLET #1_000259.LAB	3/10/2020	8:57	6,584.17	1.27	0.01	0.04	-0.06	-21.65	149.85	0.99
INLET #1_000260.LAB	3/10/2020	8:58	6,548.53	0.74	0.01	0.04	-0.06	-26.52	149.81	0.99
INLET #1_000261.LAB	3/10/2020	8:59	6,757.27	0.71	0.01	0.03	-0.07	-23.34	149.81	0.99
INLET #1_000262.LAB	3/10/2020	9:00	6,893.36	0.39	0.01	0.03	-0.08	-22.67	149.79	0.99
INLET #1_000263.LAB	3/10/2020	9:01	5,772.15	0.58	0.01	0.04	0.02	-27.63	149.83	0.99
INLET #1_000264.LAB	3/10/2020	9:02	5,552.27	0.82	0.01	0.04	0.04	-30.46	149.77	0.99
INLET #1_000265.LAB	3/10/2020	9:03	5,598.19	0.74	0.01	0.04	0.04	-30.83	149.81	0.99
INLET #1_000266.LAB	3/10/2020	9:04	5,645.04	0.67	0.01	0.04	0.04	-28.68	149.79	0.99
INLET #1_000287.LAB	3/10/2020	9:05	5,702.37	0.15	0.01	0.04	0.03	-29.08	149.78	0.99
INLET #1_000268.LAB	3/10/2020	9:06	5,742.58	0.94	0.01	0.04	0.02	-27.36	149.81	0.99
INLET #1_000269.LAB	3/10/2020	9:07	6,960.71	0.33	0.01	0.03	-0.06	-15.13	149.78	0.99
INLET #1_000270.LAB	3/10/2020	9:08	7,906.74	0.54	0.01	0.03	-0.11	-7.81	149.79	0.99
INLET #1_000271.LAB	3/10/2020	9:09	7,932.75	0.21	0.00	0.03	-0.10	-4.58	149.81	0.99
INLET #1_000272.LAB	3/10/2020	9:10	6,522.89	-0.11	0.00	0.02	-0.03	-12.84	149.81	0.99
INLET #1_000273.LAB	3/10/2020	9:11	6,398.01	-0.29	0.00	0.02	-0.04	-21.48	149.79	0.99
INLET #1_000274.LAB	3/10/2020	9:12	6,457.87	-0.19	0.00	0.02	-0.05	-20.83	149.75	0.99
INLET #1_000275.LAB	3/10/2020	9:13	5,887.15	0.58	0.00	0.02	0.01	-23.95	149.78	0.99
INLET #1_000276.LAB	3/10/2020	9:14	5,613.99	-0.15	0.00	0.03	0.03	-29.51	149.81	0.99
INLET #1_000277.LAB	3/10/2020	9:15	5,627.27	-0.75	0.00	0.02	0.05	-27.64	149.79	0.99
INLET #1_000278.LAB	3/10/2020	9:16	5,475.31	0.37	0.00	0.00	0.06	-34.75	149.82	0.99
INLET #1_000279.LAB	3/10/2020	9:17	5,398.83	0.76	0.00	0.00	0.05	-37.90	149.77	0.99
INLET #1_000280.LAB	3/10/2020	9:18	5,771.01	-0.12	0.00	0.02	0.02	-25.83	149.84	0.99
INLET #1_000281.LAB	3/10/2020	9:19	6,345.28	0.27	0.00	0.02	-0.04	-25.31	149.78	0.99
INLET #1_000282.LAB	3/10/2020	9:20	6,432.42	0.09	0.00	0.02	-0.04	-17.59	149.80	0.99
INLET #1_000283.LAB	3/10/2020	9:21	6,484.30	0.29	0.00	0.02	-0.05	-21.86	149.77	0.99
INLET #1_000284.LAB	3/10/2020	9:22	6,566.41	0.34	0.00	0.01	-0.07	-19.82	149.80	0.99
INLET #1_000285.LAB	3/10/2020	9:23	6,620.09	0.44	0.00	0.02	-0.06	-24.70	149.80	0.99
INLET #1_000286.LAB	3/10/2020	9:24	6,652.35	-0.38	0.00	0.01	-0.07	-20.51	149.80	0.99
INLET #1_000287.LAB	3/10/2020	9:25	6,728.25	0.44	0.00	0.01	-0.07	-24.93	149.81	0.99
INLET #1_000288.LAB	3/10/2020	9:26	6,834.95	0.53	0.00	0.01	-0.08	-22.19	149.79	0.99
INLET #1_000289.LAB	3/10/2020	9:27	5,658.73	0.16	0.00	0.02	0.03	-29.19	149.81	0.99
INLET #1_000290.LAB	3/10/2020	9:28	4,955.28	-0.03	0.00	0.00	0.09	-40.07	149.80	0.99
INLET #1_000291.LAB	3/10/2020	9:29	4,705.49	0.01	0.00	0.01	0.08	-41.21	149.82	0.99
INLET #1_000292.LAB	3/10/2020	9:30	4,920.69	0.19	0.00	0.01	0.08	-37.84	149.85	0.99
INLET #1_000293.LAB	3/10/2020	9:31	5,457.26	-0.67	0.00	0.03	0.08	-24.20	149.79	0.99
INLET #1_000294.LAB	3/10/2020	9:32	4,828.07	-0.12	0.00	0.00	0.09	-43.34	149.82	0.99
INLET #1_000295.LAB	3/10/2020	9:33	4,791.63	0.34	0.00	0.00	0.09	-42.58	149.84	0.99
INLET #1_000296.LAB	3/10/2020	9:34	4,965.22	0.30	0.00	0.00	0.09	-43.54	149.79	0.99
INLET #1_000297.LAB	3/10/2020	9:35	5,015.71	0.22	0.00	0.00	0.08	-45.35	149.81	0.99
INLET #1_000298.LAB	3/10/2020	9:36	4,896.61	0.16	0.00	0.01	0.09	-42.11	149.81	0.99
INLET #1_000299.LAB	3/10/2020	9:37	4,856.49	-0.23	0.00	0.01	0.10	-40.68	149.78	0.99
INLET #1_000300.LAB	3/10/2020	9:38	5,115.14	0.33	0.00	0.00	0.08	-42.18	149.82	0.99
INLET #1_000301.LAB	3/10/2020	9:39	5,300.28	0.12	0.00	0.00	0.06	-36.79	149.78	0.99
INLET #1_000302.LAB	3/10/2020	9:40	5,364.93	0.60	0.00	0.00	0.07	-37.57	149.82	0.99
INLET #1_000303.LAB	3/10/2020	9:41	5,380.53	0.34	0.00	0.00	0.06	-36.74	149.84	0.99
INLET #1_000304.LAB	3/10/2020	9:42	5,267.69	0.55	0.00	0.00	0.07	-39.62	149.84	0.99
INLET #1_000305.LAB	3/10/2020	9:43	5,418.84	-0.07	0.00	0.00	0.06	-36.83	149.82	0.99
INLET #1_000306.LAB	3/10/2020	9:44	5,545.84	0.68	0.00	0.00	0.05	-34.77	149.82	0.99
INLET #1_000307.LAB	3/10/2020	9:45	5,585.56	0.93	0.00	0.00	0.04	-33.17	149.81	0.99
INLET #1_000308.LAB	3/10/2020	9:46	5,618.09	0.01	0.00	0.00	0.03	-33.53	149.82	0.99
INLET #1_000309.LAB	3/10/2020	9:47	5,577.95	0.55	0.00	0.00	0.05	-36.66	149.82	0.99
INLET #1_000310.LAB	3/10/2020	9:48	5,713.25	-0.18	0.00	0.02	0.03	-27.69	149.78	0.99
INLET #1_000311.LAB	3/10/2020	9:49	5,804.51	0.59	0.00	0.02	0.02	-27.09	149.84	0.99
INLET #1_000312.LAB	3/10/2020	9:50	5,162.48	-0.11	0.00	0.00	0.08	-42.42	149.79	0.99
INLET #1_000313.LAB	3/10/2020	9:51	4,678.96	0.33	0.00	0.00	0.08	-45.66	149.81	0.99
INLET #1_000314.LAB	3/10/2020	9:52	4,502.23	0.36	0.00	0.00	0.09	-44.11	149.81	0.99

Spectrum	Date	Time	Ethylene o	METHANE	CO2% 150(	H2O% 150(	SULFUR H	ETHYLENE	Temp (C)	Pressure (Atm)
INLET #1_000315.LAB	3/10/2020	9:53	4,639.20	0.47	0.00	0.00	0.10	-42.67	149.80	0.99
INLET #1_000316.LAB	3/10/2020	9:54	4,610.09	0.21	0.00	0.00	0.09	-45.43	149.79	0.99
INLET #1_000317.LAB	3/10/2020	9:55	4,488.07	0.26	0.00	0.00	0.09	-47.24	149.84	0.99
INLET #1_000318.LAB	3/10/2020	9:56	4,363.85	-0.05	0.00	0.01	0.09	-49.46	149.79	0.99
INLET #1_000319.LAB	3/10/2020	9:57	4,311.73	-0.09	0.00	0.01	0.09	-45.09	149.80	0.99
INLET #1_000320.LAB	3/10/2020	9:58	4,246.66	0.12	0.00	0.01	0.09	-52.95	149.81	0.99
INLET #1_000321.LAB	3/10/2020	9:59	4,123.44	0.22	0.00	0.01	0.09	-61.67	149.80	0.99
INLET #1_000322.LAB	3/10/2020	10:00	4,122.07	0.46	0.00	0.01	0.09	-58.72	149.79	0.99
INLET #1_000323.LAB	3/10/2020	10:01	4,201.59	0.11	0.00	0.01	0.09	-47.00	149.81	0.99
INLET #1_000324.LAB	3/10/2020	10:02	4,194.41	0.27	0.00	0.01	0.09	-47.09	149.82	0.99
INLET #1_000325.LAB	3/10/2020	10:03	4,267.23	0.01	0.00	0.00	0.09	-50.71	149.81	0.99
INLET #1_000326.LAB	3/10/2020	10:04	4,136.39	0.01	0.00	0.01	0.09	-57.86	149.78	0.99
INLET #1_000327.LAB	3/10/2020	10:05	4,073.38	0.33	0.00	0.01	0.09	-57.14	149.79	0.99
INLET #1_000328.LAB	3/10/2020	10:06	4,152.24	0.17	0.00	0.00	0.09	-58.87	149.82	0.99
INLET #1_000329.LAB	3/10/2020	10:07	4,220.23	0.27	0.00	0.00	0.09	-51.48	149.82	0.99
INLET #1_000330.LAB	3/10/2020	10:08	4,220.93	0.04	0.00	0.00	0.09	-60.29	149.80	0.99
INLET #1_000331.LAB	3/10/2020	10:09	4,228.99	-0.20	0.00	0.00	0.09	-58.48	149.83	0.99
INLET #1_000332.LAB	3/10/2020	10:10	4,213.49	-0.25	0.00	0.00	0.09	-49.59	149.79	0.99
INLET #1_000333.LAB	3/10/2020	10:11	4,115.71	0.11	0.00	0.01	0.09	-60.84	149.80	0.99
INLET #1_000334.LAB	3/10/2020	10:12	3,860.26	3.05	0.00	0.04	-0.02	-6.49	149.79	0.99
INLET #1_000335.LAB	3/10/2020	10:13	3,666.31	2.52	0.00	0.03	-0.02	-2.40	149.78	0.99
INLET #1_000336.LAB	3/10/2020	10:14	3,594.34	2.63	0.00	0.03	-0.01	-0.57	149.81	0.99
INLET #1_000337.LAB	3/10/2020	10:15	3,695.47	2.82	0.00	0.03	-0.02	0.27	149.84	0.99
INLET #1_000338.LAB	3/10/2020	10:16	4,135.44	-0.21	0.00	0.01	0.08	-59.78	149.79	0.99
INLET #1_000339.LAB	3/10/2020	10:17	4,884.99	0.26	0.00	0.00	0.08	-41.62	149.81	0.99
INLET #1_000340.LAB	3/10/2020	10:18	5,510.90	-0.06	0.00	0.00	0.05	-35.46	149.77	0.99
INLET #1_000341.LAB	3/10/2020	10:19	5,762.87	-0.08	0.00	0.02	0.03	-25.64	149.78	0.99
INLET #1_000342.LAB	3/10/2020	10:20	5,940.32	0.02	0.00	0.01	0.01	-25.32	149.78	0.99
INLET #1_000343.LAB	3/10/2020	10:21	6,666.43	-0.71	0.00	0.01	-0.06	-21.71	149.78	0.99
INLET #1_000344.LAB	3/10/2020	10:22	6,354.44	-0.34	0.00	0.01	-0.04	-21.52	149.79	0.99
INLET #1_000345.LAB	3/10/2020	10:23	6,069.15	0.04	0.00	0.02	0.00	-24.21	149.77	0.99
INLET #1_000346.LAB	3/10/2020	10:24	5,525.38	-0.41	0.00	-0.01	0.04	-36.91	149.77	0.99
INLET #1_000347.LAB	3/10/2020	10:25	4,512.49	-0.17	0.00	0.00	0.09	-46.13	149.80	0.99
INLET #1_000348.LAB	3/10/2020	10:26	4,130.91	0.01	0.00	0.00	0.09	-60.66	149.80	0.99
INLET #1_000349.LAB	3/10/2020	10:27	3,950.39	3.08	0.00	0.04	-0.02	5.62	149.78	0.99
INLET #1_000350.LAB	3/10/2020	10:28	3,883.29	3.28	0.00	0.03	-0.02	-5.99	149.80	0.99
INLET #1_000351.LAB	3/10/2020	10:29	3,881.88	3.09	0.00	0.04	-0.02	2.03	149.80	0.99
INLET #1_000352.LAB	3/10/2020	10:30	3,863.34	3.19	0.00	0.03	-0.02	-2.07	149.80	0.99
INLET #1_000353.LAB	3/10/2020	10:31	3,839.39	3.07	0.00	0.03	-0.02	0.82	149.81	0.99
INLET #1_000354.LAB	3/10/2020	10:32	3,873.95	2.86	0.00	0.03	-0.01	-5.91	149.79	0.99
INLET #1_000355.LAB	3/10/2020	10:33	3,914.45	3.20	0.00	0.03	-0.02	16.43	149.84	0.99
INLET #1_000356.LAB	3/10/2020	10:34	3,816.84	2.96	0.00	0.03	-0.02	-1.82	149.80	0.99
INLET #1_000357.LAB	3/10/2020	10:35	3,737.46	2.87	0.00	0.03	-0.02	5.41	149.85	0.99
INLET #1_000358.LAB	3/10/2020	10:36	4,364.29	-0.13	0.00	0.00	0.09	-45.21	149.79	0.99
INLET #1_000359.LAB	3/10/2020	10:37	4,555.86	-0.10	0.00	0.00	0.09	-44.30	149.87	0.99
INLET #1_000360.LAB	3/10/2020	10:38	4,456.66	0.00	0.00	0.00	0.09	-45.64	149.81	0.99
INLET #1_000361.LAB	3/10/2020	10:39	4,470.72	0.04	0.00	-0.01	0.10	-44.93	149.79	0.99
INLET #1_000362.LAB	3/10/2020	10:40	4,617.49	-0.19	0.00	0.00	0.10	-42.95	149.79	0.99
INLET #1_000363.LAB	3/10/2020	10:41	4,772.12	-0.18	0.00	0.00	0.09	-42.64	149.81	0.99
INLET #1_000364.LAB	3/10/2020	10:42	5,323.21	-0.03	0.00	-0.01	0.06	-41.22	149.77	0.99
INLET #1_000365.LAB	3/10/2020	10:43	5,384.97	-0.02	0.00	-0.01	0.06	-40.72	149.81	0.99
INLET #1_000366.LAB	3/10/2020	10:44	5,658.21	0.12	0.00	-0.01	0.05	-32.95	149.80	0.99
INLET #1_000367.LAB	3/10/2020	10:45	5,574.02	0.39	0.00	-0.01	0.04	-37.36	149.84	0.99
INLET #1_000368.LAB	3/10/2020	10:46	5,362.59	-0.23	0.00	-0.01	0.06	-40.12	149.79	0.99
INLET #1_000369.LAB	3/10/2020	10:47	4,977.00	-0.02	0.00	0.00	0.08	-45.26	149.80	0.99
INLET #1_000370.LAB	3/10/2020	10:48	4,298.06	0.07	0.00	0.01	0.10	-50.67	149.80	0.99
INLET #1_000371.LAB	3/10/2020	10:49	3,983.21	2.97	0.00	0.03	-0.02	11.99	149.79	0.99
INLET #1_000372.LAB	3/10/2020	10:50	3,833.44	2.89	0.00	0.03	-0.01	-1.22	149.80	0.99
INLET #1_000373.LAB	3/10/2020	10:51	3,745.29	2.68	0.00	0.03	-0.01	6.88	149.80	0.99
INLET #1_000374.LAB	3/10/2020	10:52	9,000.75	-1.32	0.00	0.03	-0.25	-142.10	149.80	0.99
INLET #1_000375.LAB	3/10/2020	10:53	9,271.57	0.94	0.00	0.04	-0.26	-118.04	149.79	0.99
INLET #1_000376.LAB	3/10/2020	10:54	9,160.11	0.52	0.00	0.04	-0.27	-123.53	149.81	0.99
INLET #1_000377.LAB	3/10/2020	10:55	9,279.87	0.51	0.00	0.05	-0.26	-117.69	149.82	0.99
INLET #1_000378.LAB	3/10/2020	10:56	10,832.20	0.34	0.00	0.04	-0.26	-74.00	149.82	0.99
INLET #1_000379.LAB	3/10/2020	10:57	4,745.76	-5.03	0.00	0.04	0.31	67.17	149.84	0.99
INLET #1_000380.LAB	3/10/2020	10:58	2,763.36	2.33	0.00	0.01	-0.01	-59.83	149.80	0.99
INLET #1_000381.LAB	3/10/2020	10:59	2,749.20	2.30	0.00	0.01	-0.01	-57.50	149.78	0.99
INLET #1_000382.LAB	3/10/2020	11:00	2,726.88	2.19	0.00	0.01	-0.01	-60.70	149.77	0.99
INLET #1_000383.LAB	3/10/2020	11:01	2,716.21	2.18	0.00	0.01	-0.01	-61.58	149.79	0.99
INLET #1_000384.LAB	3/10/2020	11:02	3,942.78	0.67	0.00	0.03	-0.02	53.32	149.74	0.99
INLET #1_000385.LAB	3/10/2020	11:03	7,712.87	1.25	0.00	0.03	-0.11	-18.02	149.78	0.99
INLET #1_000386.LAB	3/10/2020	11:04	8,074.80	-1.67	0.00	0.02	-0.25	-171.43	149.76	0.99
INLET #1_000387.LAB	3/10/2020	11:05	8,386.04	-0.97	0.00	0.02	-0.24	-177.62	149.77	0.99
INLET #1_000388.LAB	3/10/2020	11:06	7,982.29	1.49	0.00	0.03	-0.11	-9.17	149.80	0.99
INLET #1_000389.LAB	3/10/2020	11:07	7,044.27	0.75	0.00	0.04	-0.08	-30.46	149.78	0.99

Spectrum	Date	Time	Ethylene o	METHANE	CO2% 150	H2O% 150	SULFUR H	ETHYLENE	Temp (C)	Pressure (Atm)
INLET #1_000390.LAB	3/10/2020	11:08	6,481.37	1.04	0.00	0.04	-0.05	-34.61	149.76	0.99
INLET #1_000391.LAB	3/10/2020	11:09	6,291.03	0.75	0.00	0.04	-0.03	-27.96	149.79	0.99
INLET #1_000392.LAB	3/10/2020	11:10	6,151.59	1.22	0.00	0.02	-0.03	-32.55	149.79	0.99
INLET #1_000393.LAB	3/10/2020	11:11	6,153.89	0.37	0.00	0.04	-0.01	-28.30	149.78	0.99
INLET #1_000394.LAB	3/10/2020	11:12	7,237.72	0.84	0.00	0.03	-0.08	-24.62	149.76	0.99
INLET #1_000395.LAB	3/10/2020	11:13	8,578.12	-0.75	0.00	0.02	-0.25	-176.34	149.77	0.99
INLET #1_000396.LAB	3/10/2020	11:14	8,949.77	-0.92	0.00	0.03	-0.26	-143.33	149.80	0.99
INLET #1_000397.LAB	3/10/2020	11:15	9,170.92	0.36	0.00	0.03	-0.27	-128.51	149.79	0.99
INLET #1_000398.LAB	3/10/2020	11:16	10,135.31	0.14	0.00	0.02	-0.26	-101.01	149.78	0.99
INLET #1_000399.LAB	3/10/2020	11:17	10,904.34	-0.76	0.00	0.02	-0.24	-72.09	149.79	0.99
INLET #1_000400.LAB	3/10/2020	11:18	11,783.63	-1.02	0.00	0.01	-0.21	-79.53	149.81	0.99
INLET #1_000401.LAB	3/10/2020	11:19	11,523.16	1.40	0.00	0.01	-0.25	-75.81	149.82	0.99
INLET #1_000402.LAB	3/10/2020	11:20	10,667.20	0.15	0.00	0.02	-0.22	-82.93	149.81	0.99
INLET #1_000403.LAB	3/10/2020	11:21	8,246.54	-1.02	0.00	0.03	-0.24	-169.02	149.80	0.99
INLET #1_000404.LAB	3/10/2020	11:22	7,399.71	1.10	0.00	0.04	-0.10	-25.32	149.80	0.99
INLET #1_000405.LAB	3/10/2020	11:23	7,231.20	0.16	0.00	0.04	-0.10	-21.61	149.84	0.99
INLET #1_000406.LAB	3/10/2020	11:24	7,168.89	0.53	0.00	0.03	-0.09	-26.52	149.80	0.99
INLET #1_000407.LAB	3/10/2020	11:25	7,138.71	0.42	0.00	0.03	-0.09	-31.97	149.79	0.99
INLET #1_000408.LAB	3/10/2020	11:26	7,156.02	1.25	0.00	0.04	-0.09	-31.66	149.80	0.99
INLET #1_000409.LAB	3/10/2020	11:27	7,311.09	0.48	0.00	0.03	-0.10	-25.99	149.79	0.99
INLET #1_000410.LAB	3/10/2020	11:28	7,129.80	1.34	0.00	0.04	-0.08	-32.71	149.79	0.99
INLET #1_000411.LAB	3/10/2020	11:29	6,622.81	1.24	0.00	0.01	-0.06	-29.91	149.81	0.99
INLET #1_000412.LAB	3/10/2020	11:30	6,171.60	0.16	0.00	0.06	-0.03	-31.88	149.78	0.99
INLET #1_000413.LAB	3/10/2020	11:31	6,050.40	0.97	0.00	0.04	0.01	-31.61	149.77	0.99
INLET #1_000414.LAB	3/10/2020	11:32	6,802.67	0.76	0.00	0.04	-0.07	-35.43	149.79	0.99
INLET #1_000415.LAB	3/10/2020	11:33	6,928.53	0.74	0.00	0.04	-0.07	-32.11	149.77	0.99
INLET #1_000416.LAB	3/10/2020	11:34	6,988.57	0.53	0.00	0.04	-0.08	-34.84	149.80	0.99
INLET #1_000417.LAB	3/10/2020	11:35	7,046.99	1.13	0.00	0.04	-0.08	-31.96	149.77	0.99
INLET #1_000418.LAB	3/10/2020	11:36	7,083.08	1.19	0.00	0.04	-0.09	-31.10	149.79	0.99
INLET #1_000419.LAB	3/10/2020	11:37	7,105.64	0.87	0.00	0.04	-0.09	-30.89	149.82	0.99
INLET #1_000420.LAB	3/10/2020	11:38	7,316.29	0.64	0.00	0.04	-0.10	-25.30	149.85	0.99
INLET #1_000421.LAB	3/10/2020	11:39	7,822.44	0.52	0.00	0.04	-0.11	-18.19	149.82	0.99
INLET #1_000422.LAB	3/10/2020	11:40	8,186.21	-0.17	0.00	0.02	-0.25	-177.79	149.80	0.99
INLET #1_000423.LAB	3/10/2020	11:41	8,369.37	-0.40	0.00	0.02	-0.25	-174.57	149.80	0.99
INLET #1_000424.LAB	3/10/2020	11:42	8,335.08	-0.76	0.00	0.03	-0.26	-173.77	149.80	0.99
INLET #1_000425.LAB	3/10/2020	11:43	7,358.02	0.71	0.00	0.03	-0.09	-23.92	149.80	0.99
INLET #1_000426.LAB	3/10/2020	11:44	6,452.10	0.27	0.00	0.04	-0.04	-33.41	149.81	0.99
INLET #1_000427.LAB	3/10/2020	11:45	6,227.54	0.69	0.00	0.04	-0.02	-30.39	149.82	0.99
INLET #1_000428.LAB	3/10/2020	11:46	6,175.82	0.55	0.00	0.04	-0.01	-30.29	149.82	0.99
INLET #1_000429.LAB	3/10/2020	11:47	6,128.34	0.34	0.00	0.04	-0.01	-28.53	149.83	0.99
INLET #1_000430.LAB	3/10/2020	11:48	6,124.04	0.65	0.00	0.04	-0.02	-29.55	149.84	0.99
INLET #1_000431.LAB	3/10/2020	11:49	6,159.55	0.63	0.00	0.05	-0.02	-31.83	149.78	0.99
INLET #1_000432.LAB	3/10/2020	11:50	6,275.11	0.12	0.00	0.04	-0.03	-26.80	149.80	0.99
INLET #1_000433.LAB	3/10/2020	11:51	6,395.87	0.51	0.00	0.04	-0.04	-30.57	149.76	0.99
INLET #1_000434.LAB	3/10/2020	11:52	7,050.83	0.67	0.00	0.04	-0.09	-31.14	149.80	0.99
INLET #1_000435.LAB	3/10/2020	11:53	7,519.33	1.85	0.00	0.04	-0.10	-24.95	149.78	0.99
INLET #1_000436.LAB	3/10/2020	11:54	7,859.90	1.09	0.00	0.03	-0.12	-18.55	149.80	0.99
INLET #1_000437.LAB	3/10/2020	11:55	7,981.40	0.80	0.00	0.03	-0.11	-16.21	149.80	0.99
INLET #1_000438.LAB	3/10/2020	11:56	7,954.28	0.48	0.00	0.03	-0.12	-13.90	149.79	0.99
INLET #1_000439.LAB	3/10/2020	11:57	7,968.28	0.71	0.00	0.03	-0.12	-18.48	149.79	0.99
INLET #1_000440.LAB	3/10/2020	11:58	8,020.93	0.57	0.00	0.03	-0.12	-15.90	149.80	0.99
INLET #1_000441.LAB	3/10/2020	11:59	7,939.43	0.30	0.00	0.03	-0.12	-16.93	149.78	0.99
INLET #1_000442.LAB	3/10/2020	12:00	7,131.86	1.16	0.00	0.04	-0.09	-30.97	149.77	0.99
INLET #1_000443.LAB	3/10/2020	12:01	7,279.35	1.36	0.00	0.04	-0.09	-26.83	149.80	0.99
INLET #1_000444.LAB	3/10/2020	12:02	7,826.14	1.32	0.00	0.04	-0.11	-18.20	149.79	0.99
INLET #1_000445.LAB	3/10/2020	12:03	8,823.53	0.60	0.00	0.04	-0.20	-158.08	149.78	0.99
INLET #1_000446.LAB	3/10/2020	12:04	8,286.71	0.07	0.00	0.04	-0.26	-179.32	149.78	0.99
INLET #1_000447.LAB	3/10/2020	12:05	8,137.78	-0.23	0.00	0.04	-0.25	-172.78	149.80	0.99
INLET #1_000448.LAB	3/10/2020	12:06	7,302.43	1.62	0.00	0.04	-0.09	-27.41	149.77	0.99
INLET #1_000449.LAB	3/10/2020	12:07	6,936.17	0.73	0.00	0.05	-0.08	-34.70	149.84	0.99
INLET #1_000450.LAB	3/10/2020	12:08	6,885.60	1.47	0.00	0.02	-0.07	-30.70	149.81	0.99
INLET #1_000451.LAB	3/10/2020	12:09	6,828.04	0.87	0.00	0.05	-0.07	-35.90	149.85	0.99
INLET #1_000452.LAB	3/10/2020	12:10	6,928.15	1.15	0.00	0.02	-0.07	-33.32	149.82	0.99
INLET #1_000453.LAB	3/10/2020	12:11	7,866.05	1.63	0.00	0.04	-0.12	-20.95	149.83	0.99
INLET #1_000454.LAB	3/10/2020	12:12	8,000.23	1.37	0.00	0.04	-0.12	-22.14	149.77	0.99
INLET #1_000455.LAB	3/10/2020	12:13	7,777.26	1.91	0.00	0.04	-0.11	-19.41	149.80	0.99
INLET #1_000456.LAB	3/10/2020	12:14	7,444.10	1.54	0.00	0.04	-0.10	-29.61	149.80	0.99
INLET #1_000457.LAB	3/10/2020	12:15	7,414.67	1.54	0.00	0.05	-0.10	-25.34	149.78	0.99
INLET #1_000458.LAB	3/10/2020	12:16	7,507.94	0.05	0.00	0.04	-0.10	-19.20	149.77	0.99
INLET #1_000459.LAB	3/10/2020	12:17	7,660.82	1.45	0.00	0.04	-0.11	-24.89	149.82	0.99
INLET #1_000460.LAB	3/10/2020	12:18	7,599.75	1.31	0.00	0.04	-0.11	-26.37	149.82	0.99
INLET #1_000461.LAB	3/10/2020	12:19	7,571.16	1.57	0.00	0.05	-0.10	-21.51	149.82	0.99
INLET #1_000462.LAB	3/10/2020	12:20	7,615.63	2.07	0.00	0.04	-0.11	-24.98	149.82	0.99
INLET #1_000463.LAB	3/10/2020	12:21	7,608.03	1.35	0.00	0.04	-0.10	-25.13	149.77	0.99
INLET #1_000464.LAB	3/10/2020	12:22	7,095.91	0.83	0.00	0.06	-0.09	-33.27	149.81	0.99

Spectrum	Date	Time	Ethylene o	METHANE	CO2% 150	H2O% 150	SULFUR H	ETHYLENE	Temp (C)	Pressure (Atm)
INLET #1_000465.LAB	3/10/2020	12:23	6,765.19	1.45	0.00	0.02	-0.07	-35.72	149.80	0.99
INLET #1_000466.LAB	3/10/2020	12:24	6,843.30	1.82	0.00	0.02	-0.08	-33.92	149.80	0.99
INLET #1_000467.LAB	3/10/2020	12:25	6,944.98	0.83	0.00	0.01	-0.08	-33.11	149.81	0.99
INLET #1_000468.LAB	3/10/2020	12:26	6,888.25	2.01	0.00	0.02	-0.07	-29.39	149.81	0.99
INLET #1_000469.LAB	3/10/2020	12:27	6,875.12	1.33	0.00	0.02	-0.08	-33.25	149.82	0.99
INLET #1_000470.LAB	3/10/2020	12:28	6,576.67	1.00	0.00	0.02	-0.06	-33.85	149.84	0.99
INLET #1_000471.LAB	3/10/2020	12:29	6,122.24	1.61	0.00	0.02	0.00	-33.91	149.84	0.99
INLET #1_000472.LAB	3/10/2020	12:30	5,976.83	0.97	0.00	0.05	0.01	-31.71	149.80	0.99
INLET #1_000473.LAB	3/10/2020	12:31	5,908.55	0.81	0.00	0.02	0.01	-33.19	149.80	0.99
INLET #1_000474.LAB	3/10/2020	12:32	5,876.19	0.32	0.00	0.05	0.02	-31.19	149.82	0.99
INLET #1_000475.LAB	3/10/2020	12:33	6,221.90	0.38	0.00	0.05	-0.01	-30.84	149.82	0.99
INLET #1_000476.LAB	3/10/2020	12:34	6,347.42	0.73	0.00	0.05	-0.02	-29.82	149.80	0.99
INLET #1_000477.LAB	3/10/2020	12:35	6,309.54	1.11	0.00	0.02	-0.02	-32.53	149.81	0.99
INLET #1_000478.LAB	3/10/2020	12:36	6,079.62	1.05	0.00	0.02	0.00	-33.35	149.82	0.99
INLET #1_000479.LAB	3/10/2020	12:37	5,971.48	1.05	0.00	0.02	0.02	-35.88	149.83	0.99
INLET #1_000480.LAB	3/10/2020	12:38	5,953.22	1.02	0.00	0.02	0.02	-33.15	149.80	0.99
INLET #1_000481.LAB	3/10/2020	12:39	5,965.91	1.08	0.00	0.02	0.01	-35.08	149.83	0.99
INLET #1_000482.LAB	3/10/2020	12:40	6,076.07	1.32	0.00	0.02	0.00	-32.79	149.82	0.99
INLET #1_000483.LAB	3/10/2020	12:41	5,994.46	1.34	0.00	0.02	0.01	-33.89	149.80	0.99
INLET #1_000484.LAB	3/10/2020	12:42	6,006.48	0.86	0.00	0.02	0.00	-35.25	149.85	0.99
INLET #1_000485.LAB	3/10/2020	12:43	6,022.02	0.96	0.00	0.02	0.00	-34.35	149.84	0.99
INLET #1_000486.LAB	3/10/2020	12:44	5,907.31	1.20	0.00	0.02	0.02	-33.27	149.81	0.99
INLET #1_000487.LAB	3/10/2020	12:45	5,868.59	0.55	0.00	0.02	0.02	-34.76	149.82	0.99
INLET #1_000488.LAB	3/10/2020	12:46	6,684.22	1.19	0.00	0.02	-0.06	-34.38	149.83	0.99
INLET #1_000489.LAB	3/10/2020	12:47	7,737.84	0.61	0.00	0.04	-0.11	-20.59	149.88	0.99
INLET #1_000490.LAB	3/10/2020	12:48	8,577.30	-0.77	0.00	0.02	-0.26	-174.81	149.84	0.99
INLET #1_000491.LAB	3/10/2020	12:49	8,649.67	-0.50	0.00	0.03	-0.26	-176.01	149.85	0.99
INLET #1_000492.LAB	3/10/2020	12:50	8,709.25	-0.53	0.00	0.03	-0.26	-173.16	149.82	0.99
INLET #1_000493.LAB	3/10/2020	12:51	9,107.13	0.04	0.00	0.03	-0.27	-128.05	149.83	0.99
INLET #1_000494.LAB	3/10/2020	12:52	9,144.40	1.26	0.00	0.03	-0.27	-123.66	149.88	0.99
INLET #1_000495.LAB	3/10/2020	12:53	8,563.54	-1.08	0.00	0.03	-0.25	-173.64	149.80	0.99
INLET #1_000496.LAB	3/10/2020	12:54	6,987.40	1.03	0.00	0.04	-0.07	-35.14	149.81	0.99
INLET #1_000497.LAB	3/10/2020	12:55	6,389.72	1.06	0.00	0.01	-0.03	-34.60	149.84	0.99
INLET #1_000498.LAB	3/10/2020	12:56	6,136.15	1.70	0.00	0.02	0.00	-33.39	149.85	0.99
INLET #1_000499.LAB	3/10/2020	12:57	5,904.62	0.87	0.00	0.02	0.01	-32.69	149.82	0.99
INLET #1_000500.LAB	3/10/2020	12:58	5,762.65	0.95	0.00	0.02	0.03	-33.28	149.80	0.99
INLET #1_000501.LAB	3/10/2020	12:59	5,559.25	0.79	0.00	0.02	0.05	-40.47	149.82	0.99
INLET #1_000502.LAB	3/10/2020	13:00	5,486.60	0.58	0.00	0.02	0.06	-40.33	149.79	0.99
INLET #1_000503.LAB	3/10/2020	13:01	5,440.60	0.35	0.00	0.02	0.06	-42.65	149.82	0.99
INLET #1_000504.LAB	3/10/2020	13:02	5,503.72	0.85	0.00	0.03	0.06	-38.87	149.81	0.99
INLET #1_000505.LAB	3/10/2020	13:03	5,521.49	0.73	0.00	0.02	0.05	-39.03	149.80	0.99
INLET #1_000506.LAB	3/10/2020	13:04	5,487.05	0.56	0.00	0.03	0.07	-39.44	149.81	0.99
INLET #1_000507.LAB	3/10/2020	13:05	5,886.41	1.10	0.00	0.02	0.01	-35.08	149.83	0.99
INLET #1_000508.LAB	3/10/2020	13:06	6,087.97	0.54	0.00	0.01	0.00	-34.51	149.81	0.99
INLET #1_000509.LAB	3/10/2020	13:07	6,077.41	0.47	0.00	0.02	0.00	-34.54	149.84	0.99
INLET #1_000510.LAB	3/10/2020	13:08	6,083.60	0.88	0.00	0.02	0.00	-35.20	149.79	0.99
INLET #1_000511.LAB	3/10/2020	13:09	6,311.41	1.37	0.00	0.01	-0.02	-36.09	149.84	0.99
INLET #1_000512.LAB	3/10/2020	13:10	6,544.21	1.11	0.00	0.01	-0.05	-34.58	149.81	0.99
INLET #1_000513.LAB	3/10/2020	13:11	6,561.29	1.30	0.00	0.00	-0.06	-34.76	149.87	0.99
INLET #1_000514.LAB	3/10/2020	13:12	6,479.76	0.68	0.00	0.01	-0.04	-31.89	149.82	0.99
INLET #1_000515.LAB	3/10/2020	13:13	6,542.15	0.84	0.00	0.01	-0.05	-36.80	149.84	0.99
INLET #1_000516.LAB	3/10/2020	13:14	6,660.93	1.32	0.00	0.01	-0.06	-31.85	149.87	0.99
INLET #1_000517.LAB	3/10/2020	13:15	6,698.62	0.95	0.00	0.04	-0.07	-36.52	149.82	0.99
INLET #1_000518.LAB	3/10/2020	13:16	5,981.94	0.64	0.00	0.02	0.01	-32.89	149.84	0.99
INLET #1_000519.LAB	3/10/2020	13:17	5,334.94	1.13	0.00	0.02	0.07	-44.55	149.87	0.99
INLET #1_000520.LAB	3/10/2020	13:18	5,133.69	0.66	0.00	0.02	0.08	-48.45	149.84	0.99
INLET #1_000521.LAB	3/10/2020	13:19	4,979.00	0.69	0.00	0.02	0.10	-49.34	149.88	0.99
INLET #1_000522.LAB	3/10/2020	13:20	4,921.70	0.29	0.00	0.02	0.10	-44.46	149.84	0.99
INLET #1_000523.LAB	3/10/2020	13:21	4,821.05	0.67	0.00	0.02	0.10	-43.03	149.84	0.99
INLET #1_000524.LAB	3/10/2020	13:22	4,712.36	0.51	0.00	0.02	0.09	-48.06	149.82	0.99
INLET #1_000525.LAB	3/10/2020	13:23	4,672.11	0.68	0.00	0.03	0.10	-53.48	149.83	0.99
INLET #1_000526.LAB	3/10/2020	13:24	4,654.17	0.55	0.00	0.03	0.09	-48.71	149.80	0.99
INLET #1_000528.LAB	3/10/2020	13:26	4,662.20	0.96	0.00	0.02	0.10	-48.42	149.80	0.99
INLET #1_000529.LAB	3/10/2020	13:27	4,702.70	0.85	0.00	0.02	0.10	-50.95	149.80	0.99
INLET #1_000530.LAB	3/10/2020	13:28	4,997.27	0.53	0.00	0.02	0.10	-47.87	149.80	0.99
INLET #1_000531.LAB	3/10/2020	13:29	5,137.98	0.63	0.00	0.02	0.09	-49.35	149.85	0.99
INLET #1_000532.LAB	3/10/2020	13:30	5,070.70	0.63	0.00	0.02	0.11	-47.97	149.84	0.99
INLET #1_000533.LAB	3/10/2020	13:31	5,080.40	0.54	0.00	0.03	0.11	-49.36	149.85	0.99
INLET #1_000534.LAB	3/10/2020	13:32	5,236.79	0.93	0.00	0.02	0.06	-47.50	149.83	0.99
INLET #1_000535.LAB	3/10/2020	13:33	5,241.90	1.20	0.00	0.02	0.08	-47.62	149.80	0.99
INLET #1_000536.LAB	3/10/2020	13:34	5,231.22	1.19	0.00	0.02	0.08	-48.07	149.82	0.99
INLET #1_000537.LAB	3/10/2020	13:35	5,203.93	0.57	0.00	0.02	0.08	-47.43	149.82	0.99
INLET #1_000538.LAB	3/10/2020	13:36	5,224.71	0.87	0.00	0.02	0.08	-45.68	149.86	0.99
INLET #1_000539.LAB	3/10/2020	13:37	5,216.91	0.81	0.00	0.02	0.07	-50.11	149.78	0.99
INLET #1_000540.LAB	3/10/2020	13:38	5,091.05	0.38	0.00	0.02	0.10	-46.34	149.81	0.99

Spectrum	Date	Time	Ethylene o	METHANE	CO2% 150	H2O% 150	SULFUR H	ETHYLENE	Temp (C)	Pressure (Atm)
INLET #1_000541.LAB	3/10/2020	13:39	4,531.34	0.47	0.00	0.03	0.09	-49.21	149.82	0.99
INLET #1_000542.LAB	3/10/2020	13:40	4,324.09	0.44	0.00	0.03	0.10	-49.45	149.83	0.99
INLET #1_000543.LAB	3/10/2020	13:41	4,357.43	0.49	0.00	0.03	0.09	-58.10	149.80	0.99
INLET #1_000544.LAB	3/10/2020	13:42	4,410.29	0.61	0.00	0.03	0.09	-52.84	149.80	0.99
INLET #1_000545.LAB	3/10/2020	13:43	4,438.00	0.54	0.00	0.03	0.10	-51.17	149.84	0.99
INLET #1_000546.LAB	3/10/2020	13:44	4,394.36	0.72	0.00	0.03	0.09	-54.09	149.85	0.99
INLET #1_000547.LAB	3/10/2020	13:45	4,365.95	0.31	0.00	0.03	0.09	-50.95	149.87	0.99
INLET #1_000548.LAB	3/10/2020	13:46	4,347.75	0.34	0.00	0.03	0.09	-50.81	149.94	0.99
INLET #1_000549.LAB	3/10/2020	13:47	4,357.16	0.63	0.00	0.03	0.09	-57.29	149.85	0.99
INLET #1_000550.LAB	3/10/2020	13:48	4,418.29	1.07	0.00	0.03	0.10	-50.93	149.79	0.99
INLET #1_000551.LAB	3/10/2020	13:49	4,372.46	0.24	0.00	0.03	0.09	-53.85	149.80	0.99
INLET #1_000552.LAB	3/10/2020	13:50	4,472.05	0.59	0.00	0.03	0.10	-54.20	149.81	0.99
INLET #1_000553.LAB	3/10/2020	13:51	4,649.37	0.68	0.00	0.02	0.10	-51.51	149.82	0.99
INLET #1_000554.LAB	3/10/2020	13:52	5,084.24	0.89	0.00	0.03	0.10	-53.71	149.85	0.99
INLET #1_000555.LAB	3/10/2020	13:53	5,040.98	0.72	0.00	0.03	0.10	-53.99	149.83	0.99
INLET #1_000556.LAB	3/10/2020	13:54	5,084.32	0.47	0.00	0.03	0.10	-48.77	149.78	0.99
INLET #1_000557.LAB	3/10/2020	13:55	5,102.09	1.15	0.00	0.03	0.10	-53.13	149.77	0.99
INLET #1_000558.LAB	3/10/2020	13:56	5,111.98	1.09	0.00	0.02	0.09	-53.22	149.75	0.99
INLET #1_000559.LAB	3/10/2020	13:57	5,134.51	0.53	0.00	0.03	0.09	-51.88	149.80	0.99
INLET #1_000560.LAB	3/10/2020	13:58	5,212.29	0.87	0.00	0.03	0.08	-49.32	149.84	0.99
INLET #1_000561.LAB	3/10/2020	13:59	5,288.27	0.17	0.00	0.03	0.08	-45.56	149.77	0.99
INLET #1_000562.LAB	3/10/2020	14:00	5,240.52	0.79	0.00	0.02	0.08	-51.00	149.78	0.99
INLET #1_000563.LAB	3/10/2020	14:01	4,734.84	0.81	0.00	0.03	0.10	-52.16	149.76	0.99
INLET #1_000564.LAB	3/10/2020	14:02	4,473.91	1.00	0.00	0.03	0.10	-54.00	149.75	0.99
INLET #1_000565.LAB	3/10/2020	14:03	4,460.26	0.55	0.00	0.04	0.09	-53.26	149.78	0.99
INLET #1_000566.LAB	3/10/2020	14:04	4,414.42	0.13	0.00	0.03	0.10	-54.27	149.77	0.99
INLET #1_000567.LAB	3/10/2020	14:05	4,412.59	-0.04	0.00	0.03	0.10	-56.31	149.78	0.99
INLET #1_000568.LAB	3/10/2020	14:06	4,313.69	0.63	0.00	0.03	0.09	-55.32	149.77	0.99
INLET #1_000569.LAB	3/10/2020	14:07	4,206.74	0.33	0.00	0.04	0.09	-54.43	149.77	0.99
INLET #1_000570.LAB	3/10/2020	14:08	4,178.93	0.30	0.00	0.04	0.09	-56.37	149.80	0.99
INLET #1_000571.LAB	3/10/2020	14:09	4,371.67	0.10	0.00	0.03	0.09	-53.58	149.76	0.99
INLET #1_000572.LAB	3/10/2020	14:10	4,526.09	0.94	0.00	0.03	0.09	-52.92	149.76	0.99
INLET #1_000573.LAB	3/10/2020	14:11	4,489.09	0.63	0.00	0.03	0.10	-54.42	149.77	0.99
INLET #1_000574.LAB	3/10/2020	14:12	4,552.60	0.91	0.00	0.03	0.09	-52.89	149.78	0.99
INLET #1_000575.LAB	3/10/2020	14:13	4,613.63	1.17	0.00	0.04	0.10	-51.61	149.78	0.99
INLET #1_000576.LAB	3/10/2020	14:14	4,567.10	0.38	0.00	0.03	0.10	-54.64	149.78	0.99
INLET #1_000577.LAB	3/10/2020	14:15	4,523.72	0.93	0.00	0.03	0.09	-51.36	149.81	0.99
INLET #1_000578.LAB	3/10/2020	14:16	4,536.68	0.80	0.00	0.03	0.10	-51.93	149.81	0.99
INLET #1_000579.LAB	3/10/2020	14:17	4,545.38	0.59	0.00	0.03	0.09	-53.25	149.82	0.99
INLET #1_000580.LAB	3/10/2020	14:18	4,539.95	0.67	0.00	0.03	0.09	-50.22	149.78	0.99
INLET #1_000581.LAB	3/10/2020	14:19	4,536.13	0.63	0.00	0.03	0.10	-55.19	149.79	0.99
INLET #1_000582.LAB	3/10/2020	14:20	4,541.87	0.62	0.00	0.03	0.10	-52.55	149.79	0.99
INLET #1_000583.LAB	3/10/2020	14:21	4,631.91	0.71	0.00	0.03	0.10	-50.70	149.81	0.99
INLET #1_000584.LAB	3/10/2020	14:22	4,703.17	0.41	0.00	0.03	0.10	-51.21	149.83	0.99
INLET #1_000585.LAB	3/10/2020	14:23	4,515.19	0.38	0.00	0.03	0.09	-51.26	149.79	0.99
INLET #1_000586.LAB	3/10/2020	14:24	4,131.38	0.55	0.00	0.04	0.09	-56.26	149.78	0.99
INLET #1_000587.LAB	3/10/2020	14:25	4,086.68	0.69	0.00	0.04	0.09	-58.83	149.80	0.99
INLET #1_000588.LAB	3/10/2020	14:26	4,053.36	0.27	0.00	0.04	0.09	-55.25	149.80	0.99
INLET #1_000589.LAB	3/10/2020	14:27	4,074.36	0.72	0.00	0.04	0.09	-60.09	149.79	0.99
INLET #1_000590.LAB	3/10/2020	14:28	4,039.23	0.40	0.00	0.04	0.09	-60.46	149.82	0.99
INLET #1_000591.LAB	3/10/2020	14:29	3,963.66	3.48	0.00	0.06	-0.02	-4.31	149.79	0.99
INLET #1_000592.LAB	3/10/2020	14:30	3,887.14	3.78	0.00	0.06	-0.01	-10.07	149.80	0.99
INLET #1_000593.LAB	3/10/2020	14:31	3,922.77	3.13	0.00	0.07	-0.01	-5.72	149.78	0.99
INLET #1_000594.LAB	3/10/2020	14:32	4,000.26	0.17	0.00	0.04	0.09	-60.31	149.78	0.99
INLET #1_000595.LAB	3/10/2020	14:33	5,073.47	0.75	0.00	0.04	0.06	-34.24	149.75	0.99
INLET #1_000596.LAB	3/10/2020	14:34	6,092.85	1.73	0.00	0.04	0.01	-36.23	149.73	0.99
INLET #1_000597.LAB	3/10/2020	14:35	6,180.35	0.75	0.00	0.05	-0.01	-34.01	149.79	0.99
INLET #1_000598.LAB	3/10/2020	14:36	6,115.87	1.69	0.00	0.05	0.00	-36.04	149.79	0.99
INLET #1_000599.LAB	3/10/2020	14:37	6,064.75	1.85	0.00	0.05	0.00	-37.68	149.80	0.99
INLET #1_000600.LAB	3/10/2020	14:38	6,047.71	1.77	0.00	0.05	0.01	-41.78	149.81	0.99
INLET #1_000601.LAB	3/10/2020	14:39	6,056.01	2.22	0.00	0.05	0.01	-37.03	149.80	0.99
INLET #1_000602.LAB	3/10/2020	14:40	6,040.73	1.24	0.00	0.05	0.01	-38.96	149.85	0.99
INLET #1_000603.LAB	3/10/2020	14:41	6,063.63	2.38	0.00	0.04	0.00	-37.37	149.82	0.99
INLET #1_000604.LAB	3/10/2020	14:42	6,160.38	0.81	0.00	0.07	-0.01	-30.68	149.78	0.99
INLET #1_000605.LAB	3/10/2020	14:43	6,255.92	1.75	0.00	0.04	-0.03	-39.54	149.83	0.99
INLET #1_000606.LAB	3/10/2020	14:44	5,994.27	1.02	0.00	0.05	0.01	-36.65	149.82	0.99
INLET #1_000607.LAB	3/10/2020	14:45	5,459.92	0.88	0.00	0.05	0.06	-41.38	149.85	0.99
INLET #1_000608.LAB	3/10/2020	14:46	5,514.74	0.62	0.00	0.05	0.06	-43.46	149.80	0.99
INLET #1_000609.LAB	3/10/2020	14:47	5,477.32	1.48	0.00	0.05	0.06	-40.34	149.81	0.99
INLET #1_000610.LAB	3/10/2020	14:48	5,405.40	1.12	0.00	0.05	0.07	-42.97	149.78	0.99
INLET #1_000611.LAB	3/10/2020	14:49	5,341.41	1.43	0.00	0.05	0.08	-43.93	149.80	0.99
INLET #1_000612.LAB	3/10/2020	14:50	5,269.05	1.09	0.00	0.05	0.08	-46.39	149.82	0.99
INLET #1_000613.LAB	3/10/2020	14:51	5,162.66	1.42	0.00	0.05	0.10	-50.78	149.81	0.99
INLET #1_000614.LAB	3/10/2020	14:52	5,211.61	0.74	0.00	0.05	0.08	-50.93	149.81	0.99
INLET #1_000615.LAB	3/10/2020	14:53	5,314.40	1.07	0.00	0.05	0.07	-45.73	149.81	0.99

Spectrum	Date	Time	Ethylene o	METHANE	CO2% 150(	H2O% 150(	SULFUR H	ETHYLENE	Temp (C)	Pressure (Atm)
INLET #1_000616.LAB	3/10/2020	14:54	5,524.51	0.85	0.00	0.05	0.06	-41.59	149.81	0.99
INLET #1_000617.LAB	3/10/2020	14:55	5,471.37	1.37	0.00	0.05	0.06	-41.81	149.78	0.99
INLET #1_000618.LAB	3/10/2020	14:56	5,569.27	1.32	0.00	0.05	0.05	-42.08	149.80	0.99
INLET #1_000619.LAB	3/10/2020	14:57	5,582.77	0.66	0.00	0.05	0.05	-41.00	149.80	0.99
INLET #1_000620.LAB	3/10/2020	14:58	5,521.94	1.60	0.00	0.04	0.06	-39.11	149.83	0.99
INLET #1_000621.LAB	3/10/2020	14:59	5,478.29	1.57	0.00	0.05	0.07	-42.19	149.82	0.99
INLET #1_000622.LAB	3/10/2020	15:00	5,451.08	0.89	0.00	0.05	0.07	-42.28	149.84	0.99
INLET #1_000623.LAB	3/10/2020	15:01	5,440.51	1.11	0.00	0.05	0.07	-46.88	149.83	0.99
INLET #1_000624.LAB	3/10/2020	15:02	5,411.87	0.70	0.00	0.05	0.07	-44.00	149.77	0.99
INLET #1_000625.LAB	3/10/2020	15:03	950.79	-1.53	0.00	0.02	0.03	113.72	149.80	0.99
INLET #1_000626.LAB	3/10/2020	15:04	0.87	-0.02	0.00	0.00	0.00	-25.42	149.83	1.00
INLET #1_000627.LAB	3/10/2020	15:05	0.61	-0.33	0.00	0.00	0.00	-25.38	149.84	1.00
INLET #1_000628.LAB	3/10/2020	15:06	0.45	-0.18	0.00	0.00	0.00	-25.38	149.86	1.00
INLET #1_000629BKG.LAB	3/10/2020	15:07	0.00	0.00	0.00	0.00	0.00	0.00	149.81	1.00
INLET #1_000630.LAB	3/10/2020	15:08	0.09	-0.05	0.00	0.00	0.00	0.08	149.82	1.00
INLET #1_000631.LAB	3/10/2020	15:09	2,852.31	-0.25	0.00	0.05	-0.21	207.48	149.80	0.99
INLET #1_000632.LAB	3/10/2020	15:10	4,874.15	0.58	0.00	0.05	0.10	-35.03	149.81	0.99
INLET #1_000633.LAB	3/10/2020	15:11	4,809.04	0.68	0.00	0.07	0.10	-27.86	149.83	0.99
INLET #1_000634.LAB	3/10/2020	15:12	4,759.20	0.95	0.00	0.07	0.11	-30.01	149.82	0.99
INLET #1_000635.LAB	3/10/2020	15:13	4,973.58	1.34	0.00	0.06	0.09	-34.67	149.82	0.99
INLET #1_000636.LAB	3/10/2020	15:14	6,066.05	1.94	0.00	0.09	0.00	-22.98	149.83	0.99
INLET #1_000637.LAB	3/10/2020	15:15	6,131.63	1.34	0.00	0.09	0.00	-22.08	149.84	0.99
INLET #1_000638.LAB	3/10/2020	15:16	6,169.84	0.84	0.00	0.09	-0.01	-20.14	149.83	0.99
INLET #1_000639.LAB	3/10/2020	15:17	6,288.60	1.77	0.00	0.09	-0.03	-27.98	149.81	0.99
INLET #1_000640.LAB	3/10/2020	15:18	6,385.40	1.64	0.00	0.09	-0.03	-27.48	149.84	0.99
INLET #1_000641.LAB	3/10/2020	15:19	6,401.90	1.84	0.00	0.09	-0.03	-30.38	149.86	0.99
INLET #1_000642.LAB	3/10/2020	15:20	6,422.85	1.51	0.00	0.09	-0.03	-27.98	149.84	0.99
INLET #1_000643.LAB	3/10/2020	15:21	6,434.75	1.91	0.00	0.09	-0.04	-28.56	149.83	0.99
INLET #1_000644.LAB	3/10/2020	15:22	6,438.86	1.91	0.00	0.09	-0.05	-26.64	149.81	0.99
INLET #1_000645.LAB	3/10/2020	15:23	6,460.90	2.57	0.00	0.09	-0.04	-28.50	149.82	0.99
INLET #1_000646.LAB	3/10/2020	15:24	6,481.68	1.84	0.00	0.09	-0.05	-32.59	149.84	0.99
INLET #1_000647.LAB	3/10/2020	15:25	6,522.23	1.54	0.00	0.09	-0.04	-28.37	149.88	0.99
INLET #1_000648.LAB	3/10/2020	15:26	6,563.90	1.36	0.00	0.09	-0.05	-31.49	149.86	0.99
INLET #1_000649.LAB	3/10/2020	15:27	6,858.70	2.20	0.00	0.09	-0.07	-29.10	149.91	0.99
INLET #1_000650.LAB	3/10/2020	15:28	7,052.39	1.76	0.00	0.08	-0.08	-21.81	149.88	0.99
INLET #1_000651.LAB	3/10/2020	15:29	6,831.02	2.06	0.00	0.08	-0.06	-27.90	149.81	0.99
INLET #1_000652.LAB	3/10/2020	15:30	5,995.99	1.57	0.00	0.09	0.02	-22.13	149.85	0.99
INLET #1_000653.LAB	3/10/2020	15:31	5,747.15	1.05	0.00	0.09	0.04	-20.61	149.83	0.99
INLET #1_000654.LAB	3/10/2020	15:32	5,694.27	1.13	0.00	0.09	0.03	-21.86	149.83	0.99
INLET #1_000655.LAB	3/10/2020	15:33	5,650.90	1.44	0.00	0.09	0.04	-22.37	149.83	0.99
INLET #1_000656.LAB	3/10/2020	15:34	5,619.98	1.34	0.00	0.09	0.05	-21.97	149.81	0.99
INLET #1_000657.LAB	3/10/2020	15:35	5,600.14	1.61	0.00	0.09	0.05	-21.36	149.81	0.99
INLET #1_000658.LAB	3/10/2020	15:36	5,596.63	1.57	0.00	0.10	0.05	-23.19	149.80	0.99
INLET #1_000659.LAB	3/10/2020	15:37	5,946.95	1.14	0.00	0.09	0.04	-22.94	149.81	0.99
INLET #1_000660.LAB	3/10/2020	15:38	6,237.53	1.41	0.00	0.09	-0.02	-28.40	149.78	0.99
INLET #1_000661.LAB	3/10/2020	15:39	6,326.64	1.97	0.00	0.09	-0.02	-31.10	149.80	0.99
INLET #1_000662.LAB	3/10/2020	15:40	6,440.32	0.85	0.00	0.09	-0.03	-27.04	149.79	0.99
INLET #1_000663.LAB	3/10/2020	15:41	6,448.68	1.27	0.00	0.10	-0.04	-32.44	149.81	0.99
INLET #1_000664.LAB	3/10/2020	15:42	6,463.44	1.30	0.00	0.10	-0.04	-29.17	149.81	0.99
INLET #1_000665.LAB	3/10/2020	15:43	6,488.58	1.75	0.00	0.10	-0.04	-26.36	149.81	0.99
INLET #1_000666.LAB	3/10/2020	15:44	6,519.88	1.51	0.00	0.10	-0.04	-28.43	149.93	0.99
INLET #1_000667.LAB	3/10/2020	15:45	6,562.98	1.73	0.00	0.09	-0.06	-31.76	149.94	0.99
INLET #1_000668.LAB	3/10/2020	15:46	6,611.50	2.01	0.00	0.10	-0.06	-34.24	149.86	0.99
INLET #1_000669.LAB	3/10/2020	15:47	6,769.61	1.61	0.00	0.10	-0.06	-32.53	149.77	0.99
INLET #1_000670.LAB	3/10/2020	15:48	6,584.87	1.71	0.00	0.09	-0.06	-30.74	149.77	0.99
INLET #1_000671.LAB	3/10/2020	15:49	6,856.95	2.17	0.00	0.09	-0.07	-30.90	149.79	0.99
INLET #1_000672.LAB	3/10/2020	15:50	7,109.99	2.50	0.00	0.09	-0.08	-28.84	149.79	0.99
INLET #1_000673.LAB	3/10/2020	15:51	6,861.55	1.60	0.00	0.09	-0.07	-27.49	149.78	0.99
INLET #1_000674.LAB	3/10/2020	15:52	6,050.88	1.96	0.00	0.09	0.01	-21.55	149.78	0.99
INLET #1_000675.LAB	3/10/2020	15:53	5,849.56	1.93	0.00	0.09	0.02	-22.76	149.77	0.99
INLET #1_000676.LAB	3/10/2020	15:54	5,812.49	1.12	0.00	0.09	0.02	-23.90	149.77	0.99
INLET #1_000677.LAB	3/10/2020	15:55	5,770.87	0.91	0.00	0.10	0.04	-22.22	149.77	0.99
INLET #1_000678.LAB	3/10/2020	15:56	5,730.96	1.10	0.00	0.10	0.04	-21.03	149.77	0.99
INLET #1_000679.LAB	3/10/2020	15:57	5,695.92	1.23	0.00	0.09	0.04	-20.54	149.76	0.99
INLET #1_000680.LAB	3/10/2020	15:58	5,687.18	1.22	0.00	0.09	0.04	-20.82	149.78	0.99
INLET #1_000681.LAB	3/10/2020	15:59	5,687.03	1.47	0.00	0.10	0.05	-24.34	149.76	0.99
INLET #1_000682.LAB	3/10/2020	16:00	5,770.56	1.39	0.00	0.09	0.03	-19.79	149.80	0.99
INLET #1_000683.LAB	3/10/2020	16:01	5,816.62	1.30	0.00	0.09	0.02	-24.74	149.80	0.99
INLET #1_000684.LAB	3/10/2020	16:02	5,934.65	0.76	0.00	0.10	0.01	-22.09	149.80	0.99
INLET #1_000685.LAB	3/10/2020	16:03	5,941.61	1.35	0.00	0.09	0.01	-22.92	149.78	0.99
INLET #1_000686.LAB	3/10/2020	16:04	5,935.56	0.96	0.00	0.09	0.01	-23.46	149.79	0.99
INLET #1_000687.LAB	3/10/2020	16:05	5,940.46	0.78	0.00	0.09	0.03	-20.36	149.81	0.99
INLET #1_000688.LAB	3/10/2020	16:06	5,939.73	0.93	0.00	0.09	0.02	-22.47	149.79	0.99
INLET #1_000689.LAB	3/10/2020	16:07	5,946.07	1.17	0.00	0.09	0.01	-22.17	149.79	0.99
INLET #1_000690.LAB	3/10/2020	16:08	5,964.53	1.32	0.00	0.09	0.02	-23.87	149.81	0.99

Spectrum	Date	Time	Ethylene o	METHANE	CO2% 150(	H2O% 150(	SULFUR H	ETHYLENE	Temp (C)	Pressure (Atm)
INLET #1_000691.LAB	3/10/2020	16:09	5,999.02	1.66	0.00	0.09	0.02	-22.60	149.78	0.99
INLET #1_000692.LAB	3/10/2020	16:10	6,012.75	1.61	0.00	0.09	0.00	-23.49	149.82	0.99
INLET #1_000693.LAB	3/10/2020	16:11	6,114.34	1.26	0.00	0.09	0.01	-19.90	149.81	0.99
INLET #1_000694.LAB	3/10/2020	16:12	6,401.91	1.19	0.00	0.09	-0.03	-31.41	149.82	0.99
INLET #1_000695.LAB	3/10/2020	16:13	6,355.14	1.19	0.00	0.09	-0.03	-27.98	149.79	0.99
INLET #1_000696.LAB	3/10/2020	16:14	5,652.64	1.52	0.00	0.09	0.04	-19.26	149.81	0.99
INLET #1_000697.LAB	3/10/2020	16:15	5,381.24	0.95	0.00	0.09	0.08	-24.19	149.79	0.99
INLET #1_000698.LAB	3/10/2020	16:16	5,322.21	1.23	0.00	0.09	0.08	-24.74	149.78	0.99
INLET #1_000699.LAB	3/10/2020	16:17	5,285.49	1.55	0.00	0.09	0.07	-27.33	149.81	0.99
INLET #1_000700.LAB	3/10/2020	16:18	5,244.38	0.93	0.00	0.09	0.07	-26.90	149.82	0.99
INLET #1_000701.LAB	3/10/2020	16:19	5,217.02	0.88	0.00	0.09	0.09	-27.94	149.79	0.99
INLET #1_000702.LAB	3/10/2020	16:20	5,197.82	0.52	0.00	0.09	0.09	-26.78	149.80	0.99
INLET #1_000703.LAB	3/10/2020	16:21	5,183.52	0.35	0.00	0.09	0.09	-28.11	149.79	0.99
INLET #1_000704.LAB	3/10/2020	16:22	5,180.21	0.97	0.00	0.09	0.08	-27.09	149.79	0.99
INLET #1_000705.LAB	3/10/2020	16:23	5,191.08	1.03	0.00	0.09	0.09	-29.07	149.76	0.99
INLET #1_000706.LAB	3/10/2020	16:24	5,420.22	1.10	0.00	0.09	0.08	-23.04	149.80	0.99
INLET #1_000707.LAB	3/10/2020	16:25	5,511.04	1.52	0.00	0.09	0.05	-25.48	149.80	0.99
INLET #1_000708.LAB	3/10/2020	16:26	5,534.33	0.94	0.00	0.09	0.05	-24.66	149.80	0.99
INLET #1_000709.LAB	3/10/2020	16:27	5,529.90	1.09	0.00	0.09	0.05	-26.32	149.78	0.99
INLET #1_000710.LAB	3/10/2020	16:28	5,527.27	1.49	0.00	0.09	0.06	-24.82	149.77	0.99
INLET #1_000711.LAB	3/10/2020	16:29	5,519.94	1.20	0.00	0.08	0.07	-26.52	149.81	0.99
INLET #1_000712.LAB	3/10/2020	16:30	5,540.98	1.22	0.00	0.09	0.06	-27.22	149.79	0.99
INLET #1_000713.LAB	3/10/2020	16:31	5,554.01	1.06	0.00	0.08	0.06	-26.19	149.82	0.99
INLET #1_000714.LAB	3/10/2020	16:32	5,585.13	1.42	0.00	0.08	0.05	-22.32	149.78	0.99
INLET #1_000715.LAB	3/10/2020	16:33	5,500.01	1.11	0.00	0.08	0.07	-24.36	149.79	0.99
INLET #1_000716.LAB	3/10/2020	16:34	5,641.04	0.71	0.00	0.08	0.04	-19.03	149.78	0.99
INLET #1_000717.LAB	3/10/2020	16:35	5,687.78	1.27	0.00	0.08	0.04	-19.32	149.81	0.99
INLET #1_000718.LAB	3/10/2020	16:36	5,226.92	0.90	0.00	0.09	0.09	-28.96	149.82	0.99
INLET #1_000719.LAB	3/10/2020	16:37	4,842.69	0.97	0.00	0.09	0.10	-27.21	149.84	0.99
INLET #1_000720.LAB	3/10/2020	16:38	4,762.20	1.45	0.00	0.06	0.10	-34.89	149.86	0.99
INLET #1_000721.LAB	3/10/2020	16:39	4,724.41	1.56	0.00	0.06	0.09	-36.83	149.82	0.99
INLET #1_000722.LAB	3/10/2020	16:40	4,827.06	1.17	0.00	0.09	0.09	-28.66	149.80	0.99
INLET #1_000723.LAB	3/10/2020	16:41	5,062.97	1.27	0.00	0.09	0.10	-29.95	149.81	0.99
INLET #1_000724.LAB	3/10/2020	16:42	5,044.07	1.68	0.00	0.08	0.10	-39.30	149.85	0.99
INLET #1_000725.LAB	3/10/2020	16:43	5,027.53	1.55	0.00	0.07	0.10	-34.43	149.81	0.99
INLET #1_000726.LAB	3/10/2020	16:44	5,031.24	1.52	0.00	0.07	0.11	-34.27	149.84	0.99
INLET #1_000727.LAB	3/10/2020	16:45	5,026.33	1.63	0.00	0.07	0.09	-35.09	149.81	0.99
INLET #1_000728.LAB	3/10/2020	16:46	5,163.61	1.37	0.00	0.09	0.09	-28.81	149.82	0.99
INLET #1_000729.LAB	3/10/2020	16:47	5,339.83	0.92	0.00	0.09	0.07	-25.35	149.85	0.99
INLET #1_000730.LAB	3/10/2020	16:48	5,392.33	0.95	0.00	0.09	0.07	-25.45	149.85	0.99
INLET #1_000731.LAB	3/10/2020	16:49	5,402.44	1.31	0.00	0.09	0.07	-24.13	149.81	0.99
INLET #1_000732.LAB	3/10/2020	16:50	5,400.11	1.66	0.00	0.09	0.07	-23.16	149.83	0.99
INLET #1_000734.LAB	3/10/2020	16:52	5,397.69	1.70	0.00	0.09	0.07	-22.50	149.82	0.99
INLET #1_000735.LAB	3/10/2020	16:53	5,415.62	1.33	0.00	0.09	0.07	-25.88	149.88	0.99
INLET #1_000736.LAB	3/10/2020	16:54	5,441.04	1.31	0.00	0.09	0.07	-25.89	149.86	0.99
INLET #1_000737.LAB	3/10/2020	16:55	5,389.97	0.70	0.00	0.09	0.08	-27.94	149.81	0.99
INLET #1_000738.LAB	3/10/2020	16:56	5,420.37	1.08	0.00	0.08	0.08	-24.23	149.83	0.99
INLET #1_000739.LAB	3/10/2020	16:57	5,461.02	1.20	0.00	0.08	0.05	-26.13	149.84	0.99
INLET #1_000740.LAB	3/10/2020	16:58	5,461.60	1.18	0.00	0.08	0.07	-23.80	149.81	0.99
INLET #1_000741.LAB	3/10/2020	16:59	5,458.46	1.72	0.00	0.08	0.07	-26.09	149.85	0.99
INLET #1_000742.LAB	3/10/2020	17:00	5,449.02	1.30	0.00	0.09	0.06	-25.36	149.81	0.99
INLET #1_000743.LAB	3/10/2020	17:01	5,430.66	1.43	0.00	0.09	0.07	-22.35	149.81	0.99
INLET #1_000744.LAB	3/10/2020	17:02	5,414.20	1.42	0.00	0.09	0.07	-23.80	149.81	0.99
INLET #1_000745.LAB	3/10/2020	17:03	5,387.69	1.06	0.00	0.09	0.06	-25.56	149.87	0.99
INLET #1_000746.LAB	3/10/2020	17:04	5,366.93	0.88	0.00	0.09	0.08	-26.83	149.84	0.99
INLET #1_000747.LAB	3/10/2020	17:05	5,346.70	0.85	0.00	0.09	0.08	-28.56	149.80	0.99
INLET #1_000748.LAB	3/10/2020	17:06	5,413.17	1.46	0.00	0.09	0.07	-26.85	149.84	0.99
INLET #1_000749.LAB	3/10/2020	17:07	5,454.78	0.93	0.00	0.08	0.06	-22.92	149.84	0.99
INLET #1_000750.LAB	3/10/2020	17:08	5,330.46	1.24	0.00	0.08	0.06	-27.56	149.79	0.99
INLET #1_000751.LAB	3/10/2020	17:09	5,157.03	1.28	0.00	0.09	0.10	-26.20	149.83	0.99
INLET #1_000752.LAB	3/10/2020	17:10	5,169.16	1.09	0.00	0.09	0.10	-26.76	149.82	0.99
INLET #1_000753.LAB	3/10/2020	17:11	5,232.36	1.06	0.00	0.09	0.08	-27.06	149.81	0.99
INLET #1_000754.LAB	3/10/2020	17:12	5,241.78	1.39	0.00	0.09	0.09	-27.84	149.81	0.99
INLET #1_000755.LAB	3/10/2020	17:13	5,251.88	1.33	0.00	0.09	0.08	-28.15	149.80	0.99
INLET #1_000756.LAB	3/10/2020	17:14	5,267.21	1.42	0.00	0.09	0.08	-30.03	149.82	0.99
INLET #1_000757.LAB	3/10/2020	17:15	5,293.51	1.22	0.00	0.09	0.09	-29.53	149.80	0.99
INLET #1_000758.LAB	3/10/2020	17:16	5,325.72	1.20	0.00	0.08	0.08	-25.90	149.82	0.99
INLET #1_000759.LAB	3/10/2020	17:17	5,356.14	1.37	0.00	0.09	0.08	-29.02	149.81	0.99
INLET #1_000760.LAB	3/10/2020	17:18	5,391.69	0.96	0.00	0.09	0.06	-23.03	149.81	0.99
INLET #1_000761.LAB	3/10/2020	17:19	5,430.27	1.01	0.00	0.09	0.08	-22.29	149.79	0.99
INLET #1_000762.LAB	3/10/2020	17:20	5,467.09	1.36	0.00	0.08	0.06	-25.75	149.83	0.99
INLET #1_000763.LAB	3/10/2020	17:21	5,470.57	1.14	0.00	0.08	0.06	-27.48	149.83	0.99
INLET #1_000764.LAB	3/10/2020	17:22	5,469.51	1.39	0.00	0.08	0.07	-23.62	149.81	0.99
INLET #1_000765.LAB	3/10/2020	17:23	5,459.37	1.00	0.00	0.09	0.07	-23.36	149.78	0.99
INLET #1_000766.LAB	3/10/2020	17:24	5,451.02	1.64	0.00	0.08	0.07	-25.79	149.80	0.99

Spectrum	Date	Time	Ethylene o	METHANE	CO2% 150(	H2O% 150(	SULFUR H	ETHYLENE	Temp (C)	Pressure (Atm)
INLET #1_000767.LAB	3/10/2020	17:25	5,441.97	1.28	0.00	0.08	0.07	-25.81	149.83	0.99
INLET #1_000768.LAB	3/10/2020	17:26	5,427.56	1.25	0.00	0.08	0.08	-24.48	149.82	0.99
INLET #1_000769.LAB	3/10/2020	17:27	5,415.00	1.11	0.00	0.08	0.08	-22.33	149.87	0.99
INLET #1_000770.LAB	3/10/2020	17:28	5,442.97	1.26	0.00	0.08	0.08	-25.52	149.88	0.99
INLET #1_000771.LAB	3/10/2020	17:29	5,531.44	1.33	0.00	0.08	0.06	-28.24	149.83	0.99
INLET #1_000772.LAB	3/10/2020	17:30	5,491.28	1.54	0.00	0.08	0.07	-25.95	149.84	0.99
INLET #1_000773.LAB	3/10/2020	17:31	5,360.50	1.26	0.00	0.08	0.08	-27.99	149.82	0.99
INLET #1_000774.LAB	3/10/2020	17:32	5,271.66	1.59	0.00	0.08	0.08	-28.40	149.86	0.99
INLET #1_000775.LAB	3/10/2020	17:33	5,248.66	0.84	0.00	0.09	0.07	-27.20	149.83	0.99
INLET #1_000776.LAB	3/10/2020	17:34	5,265.28	1.24	0.00	0.08	0.08	-26.75	149.85	0.99
INLET #1_000777.LAB	3/10/2020	17:35	5,283.64	1.39	0.00	0.08	0.07	-28.67	149.86	0.99
INLET #1_000778.LAB	3/10/2020	17:36	5,286.20	1.62	0.00	0.09	0.08	-27.89	149.84	0.99
INLET #1_000779.LAB	3/10/2020	17:37	5,296.99	1.57	0.00	0.08	0.07	-26.48	149.83	0.99
INLET #1_000780.LAB	3/10/2020	17:38	5,301.56	1.75	0.00	0.08	0.08	-28.68	149.85	0.99
INLET #1_000781.LAB	3/10/2020	17:39	5,290.00	1.61	0.00	0.08	0.08	-30.51	149.86	0.99
INLET #1_000782.LAB	3/10/2020	17:40	5,185.77	1.00	0.00	0.08	0.09	-24.68	149.84	0.99
INLET #1_000783.LAB	3/10/2020	17:41	5,207.08	0.58	0.00	0.08	0.08	-27.74	149.82	0.99
INLET #1_000784.LAB	3/10/2020	17:42	5,221.99	0.61	0.00	0.08	0.09	-28.13	149.83	0.99
INLET #1_000785.LAB	3/10/2020	17:43	5,212.78	0.83	0.00	0.08	0.08	-28.93	149.87	0.99
INLET #1_000786.LAB	3/10/2020	17:44	5,202.40	0.98	0.00	0.08	0.09	-26.65	149.84	0.99
INLET #1_000787.LAB	3/10/2020	17:45	5,195.15	0.94	0.00	0.08	0.08	-30.54	149.86	0.99
INLET #1_000788.LAB	3/10/2020	17:46	5,179.59	0.87	0.00	0.08	0.08	-28.06	149.80	0.99
INLET #1_000789.LAB	3/10/2020	17:47	5,164.57	1.17	0.00	0.06	0.09	-35.22	149.82	0.99
INLET #1_000790.LAB	3/10/2020	17:48	5,144.56	1.26	0.00	0.08	0.10	-27.28	149.83	0.99
INLET #1_000791.LAB	3/10/2020	17:49	5,125.33	1.02	0.00	0.06	0.10	-36.28	149.82	0.99
INLET #1_000792.LAB	3/10/2020	17:50	5,088.26	0.96	0.00	0.06	0.09	-37.83	149.83	0.99
INLET #1_000793.LAB	3/10/2020	17:51	5,085.61	1.21	0.00	0.07	0.10	-30.08	149.82	0.99
INLET #1_000794.LAB	3/10/2020	17:52	5,073.89	1.41	0.00	0.05	0.10	-34.90	149.82	0.99
INLET #1_000795.LAB	3/10/2020	17:53	5,055.92	1.24	0.00	0.06	0.10	-32.67	149.81	0.99
INLET #1_000796.LAB	3/10/2020	17:54	5,433.22	1.40	0.00	0.08	0.08	-20.66	149.83	0.99
INLET #1_000797.LAB	3/10/2020	17:55	5,885.60	1.13	0.00	0.09	0.02	-24.69	149.82	0.99
INLET #1_000798.LAB	3/10/2020	17:56	5,844.59	0.74	0.00	0.09	0.03	-27.15	149.83	0.99
INLET #1_000799.LAB	3/10/2020	17:57	5,847.20	1.11	0.00	0.09	0.03	-25.31	149.83	0.99
INLET #1_000800.LAB	3/10/2020	17:58	5,842.16	1.36	0.00	0.09	0.03	-26.81	149.83	0.99
INLET #1_000801.LAB	3/10/2020	17:59	5,829.29	1.11	0.00	0.09	0.03	-25.41	149.79	0.99
INLET #1_000802.LAB	3/10/2020	18:00	5,820.32	0.71	0.00	0.09	0.03	-27.72	149.79	0.99
INLET #1_000803.LAB	3/10/2020	18:01	5,813.75	0.81	0.00	0.09	0.03	-26.15	149.80	0.99
INLET #1_000804.LAB	3/10/2020	18:02	5,808.24	1.05	0.00	0.09	0.03	-25.62	149.84	0.99
INLET #1_000805.LAB	3/10/2020	18:03	5,802.75	1.04	0.00	0.09	0.03	-24.16	149.82	0.99
INLET #1_000806.LAB	3/10/2020	18:04	5,792.50	1.01	0.00	0.09	0.03	-25.10	149.82	0.99
INLET #1_000807.LAB	3/10/2020	18:05	5,777.63	1.31	0.00	0.09	0.03	-21.67	149.81	0.99
INLET #1_000808.LAB	3/10/2020	18:06	5,765.91	1.78	0.00	0.09	0.04	-22.76	149.80	0.99
INLET #1_000809.LAB	3/10/2020	18:07	5,758.75	1.64	0.00	0.09	0.03	-24.96	149.78	0.99
INLET #1_000810.LAB	3/10/2020	18:08	5,750.75	1.19	0.00	0.09	0.04	-24.62	149.80	0.99
INLET #1_000811.LAB	3/10/2020	18:09	5,738.05	1.31	0.00	0.09	0.04	-24.71	149.78	0.99
INLET #1_000812.LAB	3/10/2020	18:10	5,727.35	0.70	0.00	0.09	0.05	-22.16	149.86	0.99
INLET #1_000813.LAB	3/10/2020	18:11	5,714.68	1.18	0.00	0.09	0.03	-21.38	149.81	0.99
INLET #1_000814.LAB	3/10/2020	18:12	5,708.12	1.46	0.00	0.09	0.04	-24.99	149.83	0.99
INLET #1_000815.LAB	3/10/2020	18:13	5,699.59	0.92	0.00	0.09	0.05	-23.97	149.84	0.99
INLET #1_000816.LAB	3/10/2020	18:14	5,682.77	1.04	0.00	0.09	0.04	-23.07	149.85	0.99
INLET #1_000817.LAB	3/10/2020	18:15	5,669.54	1.59	0.00	0.09	0.05	-25.79	149.81	0.99
INLET #1_000818.LAB	3/10/2020	18:16	5,653.29	1.62	0.00	0.09	0.05	-21.92	149.84	0.99
INLET #1_000819.LAB	3/10/2020	18:17	5,641.00	1.30	0.00	0.09	0.06	-23.26	149.82	0.99
INLET #1_000820.LAB	3/10/2020	18:18	5,623.20	1.80	0.00	0.09	0.04	-19.83	149.81	0.99
INLET #1_000821.LAB	3/10/2020	18:19	5,614.62	1.22	0.00	0.08	0.05	-19.94	149.84	0.99
INLET #1_000822.LAB	3/10/2020	18:20	5,594.68	0.98	0.00	0.09	0.07	-20.30	149.85	0.99
INLET #1_000823.LAB	3/10/2020	18:21	5,578.49	0.54	0.00	0.09	0.06	-21.34	149.81	0.99
INLET #1_000824.LAB	3/10/2020	18:22	5,567.15	0.68	0.00	0.09	0.06	-23.58	149.82	0.99
INLET #1_000825.LAB	3/10/2020	18:23	5,550.69	0.28	0.00	0.09	0.06	-23.94	149.82	0.99
INLET #1_000826.LAB	3/10/2020	18:24	5,531.96	0.35	0.00	0.08	0.05	-23.62	149.81	0.99
INLET #1_000827.LAB	3/10/2020	18:25	5,517.31	1.35	0.00	0.09	0.05	-23.69	149.79	0.99
INLET #1_000828.LAB	3/10/2020	18:26	5,502.30	1.45	0.00	0.08	0.07	-26.33	149.82	0.99
INLET #1_000829.LAB	3/10/2020	18:27	5,492.72	1.23	0.00	0.09	0.08	-26.89	149.81	0.99
INLET #1_000830.LAB	3/10/2020	18:28	5,475.02	1.61	0.00	0.09	0.07	-27.64	149.82	0.99
INLET #1_000831.LAB	3/10/2020	18:29	5,462.64	1.77	0.00	0.08	0.07	-27.88	149.82	0.99
INLET #1_000832.LAB	3/10/2020	18:30	5,447.52	1.35	0.00	0.09	0.07	-25.28	149.82	0.99
INLET #1_000833.LAB	3/10/2020	18:31	5,431.70	1.69	0.00	0.08	0.06	-25.95	149.81	0.99
INLET #1_000834.LAB	3/10/2020	18:32	5,422.49	1.17	0.00	0.09	0.07	-28.75	149.82	0.99
INLET #1_000835.LAB	3/10/2020	18:33	5,413.55	1.06	0.00	0.08	0.07	-28.05	149.80	0.99
INLET #1_000836.LAB	3/10/2020	18:34	5,400.74	1.65	0.00	0.08	0.07	-28.53	149.78	0.99
INLET #1_000837.LAB	3/10/2020	18:35	5,390.19	1.32	0.00	0.09	0.08	-26.62	149.80	0.99
INLET #1_000838.LAB	3/10/2020	18:36	5,371.67	1.03	0.00	0.08	0.07	-28.73	149.80	0.99
INLET #1_000839.LAB	3/10/2020	18:37	5,360.12	1.37	0.00	0.08	0.08	-25.01	149.78	0.99
INLET #1_000840.LAB	3/10/2020	18:38	5,342.78	1.31	0.00	0.09	0.07	-27.29	149.76	0.99
INLET #1_000841.LAB	3/10/2020	18:39	5,336.41	0.73	0.00	0.09	0.07	-29.40	149.78	0.99
INLET #1_000842.LAB	3/10/2020	18:40	5,319.35	0.60	0.00	0.08	0.08	-25.45	149.80	0.99

Spectrum	Date	Time	Ethylene o	METHANE	CO2% 150(	H2O% 150(	SULFUR H	ETHYLENE	Temp (C)	Pressure (Atm)	
INLET #1_000843.LAB	3/10/2020	18:41	3,894.66	1.63	0.01	0.14	-0.35	187.00	149.78	0.99	
INLET #1_000844.LAB	3/10/2020	18:42	16.58	3.25	0.04	0.51	0.00	-2.12	149.87	0.99	
INLET #1_000845.LAB	3/10/2020	18:43	2.15	2.59	0.03	0.40	0.00	-2.45	149.90	0.99	
INLET #1_000846.LAB	3/10/2020	18:44	-0.28	-0.03	0.00	0.00	0.00	-3.58	149.84	0.99	
INLET #1_000847.LAB	3/10/2020	18:45	-0.38	-0.11	0.00	0.00	0.00	-3.74	149.75	0.99	
INLET #1_000848.LAB	3/10/2020	18:46	-0.48	0.00	0.00	0.00	0.00	-3.61	149.82	0.99	
INLET #1_000849.LAB	3/10/2020	18:47	-0.31	0.12	0.00	0.00	0.00	-3.61	149.79	0.99	
INLET #1_000850.LAB	3/10/2020	18:48	-0.21	-0.04	0.00	0.00	0.00	-3.69	149.81	0.99	
Spectrum	Date	Time	Ethylene ox	METHANE	CO2% 150(	H2O% 150(	SULFUR Hi	ETHYLENE	Temp (C)	Pressure (Atm)	
INLET #1_000851.LAB	3/10/2020	18:57	-0.32	-0.33	0.00	0.00	0.00	-3.90	149.77	0.99	
INLET #1_000852.LAB	3/10/2020	18:57	-0.54	-0.23	0.00	0.00	0.00	-3.59	149.82	0.99	
INLET #1_000853.LAB	3/10/2020	18:57	-0.31	0.04	0.00	0.00	0.00	-3.85	149.83	0.99	
INLET #1_000854.LAB	3/10/2020	18:58	-0.27	0.10	0.00	0.00	0.00	-4.02	149.86	0.99	
INLET #1_000855.LAB	3/10/2020	18:58	-0.36	-0.02	0.00	-0.01	0.00	-3.83	149.86	0.99	
INLET #1_000856.LAB	3/10/2020	18:58	-0.47	-0.09	0.00	0.00	0.00	-3.78	149.87	0.99	
INLET #1_000857.LAB	3/10/2020	18:58	-0.46	0.27	0.00	0.00	0.00	-3.86	149.89	0.99	
INLET #1_000858.LAB	3/10/2020	18:59	-0.24	-0.03	0.00	0.00	0.00	-3.82	149.79	0.99	
INLET #1_000859.LAB	3/10/2020	18:59	-0.50	-0.03	0.00	-0.01	0.00	-3.91	149.91	0.99	
INLET #1_000860.LAB	3/10/2020	18:59	-0.20	0.02	0.00	0.00	0.00	-3.77	149.80	0.99	
INLET #1_000861.LAB	3/10/2020	18:59	-0.44	-0.12	0.00	0.00	0.00	-3.83	149.85	0.99	System
INLET #1_000862.LAB	3/10/2020	19:00	-0.45	-0.19	0.00	-0.01	0.00	-3.72	149.87	0.99	
INLET #1_000863.LAB	3/10/2020	19:00	-0.27	0.03	0.00	0.00	0.00	-3.84	149.87	0.99	
INLET #1_000864.LAB	3/10/2020	19:00	-0.32	0.01	0.00	0.00	0.00	-3.77	149.89	0.99	
INLET #1_000865.LAB	3/10/2020	19:00	-0.50	-0.17	0.00	0.00	0.00	-3.61	149.90	0.99	
INLET #1_000866.LAB	3/10/2020	19:01	-0.28	-0.09	0.00	-0.01	0.00	-3.78	149.77	0.99	
INLET #1_000867.LAB	3/10/2020	19:01	-0.56	-0.25	0.00	0.00	0.00	-3.98	149.90	0.99	-0.42
INLET #1_000868.LAB	3/10/2020	19:01	-0.54	-0.02	0.00	0.00	0.00	-3.75	149.81	0.99	
INLET #1_000869.LAB	3/10/2020	19:01	-0.44	0.09	0.00	0.00	0.00	-3.97	149.91	0.99	
INLET #1_000870.LAB	3/10/2020	19:02	-0.48	-0.25	0.00	0.00	0.00	-4.01	149.88	0.99	
INLET #1_000871.LAB	3/10/2020	19:02	-0.29	0.15	0.00	0.00	0.00	-3.63	149.83	0.99	
INLET #1_000872.LAB	3/10/2020	19:02	-0.28	-0.11	0.00	0.00	0.00	-4.05	149.90	0.99	
INLET #1_000873.LAB	3/10/2020	19:02	-0.46	-0.02	0.00	0.00	0.00	-4.00	149.86	0.99	
INLET #1_000874.LAB	3/10/2020	19:03	-0.59	-0.02	0.00	0.00	0.00	-4.02	149.89	0.99	
INLET #1_000875.LAB	3/10/2020	19:03	-0.61	0.01	0.00	0.00	0.00	-3.98	149.89	0.99	
INLET #1_000876.LAB	3/10/2020	19:03	-0.56	-0.15	0.00	0.00	0.00	-3.96	149.85	0.99	
INLET #1_000877.LAB	3/10/2020	19:03	-0.36	-0.01	0.00	0.00	0.00	-4.02	149.81	0.99	
INLET #1_000878.LAB	3/10/2020	19:04	-0.18	0.23	0.00	0.00	0.00	-3.96	149.89	0.99	
INLET #1_000879.LAB	3/10/2020	19:04	-0.61	0.09	0.00	0.00	0.00	-3.92	149.83	0.99	
INLET #1_000880.LAB	3/10/2020	19:04	-0.50	0.04	0.00	0.00	0.00	-3.83	149.83	0.99	
INLET #1_000881.LAB	3/10/2020	19:04	-0.34	-0.21	0.00	0.00	0.00	-3.91	149.81	0.99	
INLET #1_000882.LAB	3/10/2020	19:05	-0.51	0.14	0.00	0.00	0.00	-3.88	149.87	0.99	
INLET #1_000883.LAB	3/10/2020	19:05	-0.52	-0.06	0.00	0.00	0.00	-3.91	149.89	0.99	
INLET #1_000884.LAB	3/10/2020	19:05	-0.62	-0.04	0.00	0.01	0.00	-4.06	149.84	0.99	
INLET #1_000885.LAB	3/10/2020	19:05	-0.46	-0.09	0.00	0.00	0.00	-3.98	149.83	0.99	
INLET #1_000886.LAB	3/10/2020	19:06	-0.57	-0.11	0.00	0.00	0.00	-4.00	149.89	0.99	
INLET #1_000887.LAB	3/10/2020	19:06	-0.61	-0.05	0.00	0.00	0.00	-3.95	149.79	0.99	
INLET #1_000888.LAB	3/10/2020	19:06	-0.73	-0.15	0.00	0.00	0.00	-4.18	149.85	0.99	
INLET #1_000889.LAB	3/10/2020	19:06	-0.24	-0.33	0.00	0.00	0.00	-4.04	149.85	0.99	
INLET #1_000890.LAB	3/10/2020	19:07	-0.52	-0.31	0.00	0.00	0.00	-3.95	149.87	0.99	
INLET #1_000891.LAB	3/10/2020	19:07	-0.41	-0.31	0.00	0.00	0.00	-3.79	149.90	0.99	
INLET #1_000892.LAB	3/10/2020	19:07	-0.57	-0.02	0.00	0.00	0.00	-4.14	149.89	0.99	
INLET #1_000893.LAB	3/10/2020	19:07	-0.50	-0.09	0.00	0.00	0.00	-3.92	149.91	0.99	
INLET #1_000894.LAB	3/10/2020	19:08	-0.48	0.17	0.00	0.00	0.00	-4.01	149.90	0.99	
INLET #1_000895.LAB	3/10/2020	19:08	2.58	0.05	0.00	-0.01	0.52	5.81	149.86	0.99	
INLET #1_000896.LAB	3/10/2020	19:08	1.61	0.20	0.00	-0.01	5.02	103.50	149.88	0.99	
INLET #1_000897.LAB	3/10/2020	19:08	0.80	-0.02	0.00	-0.01	5.15	107.87	149.85	0.99	
INLET #1_000898.LAB	3/10/2020	19:09	0.86	0.17	0.00	-0.01	5.16	108.20	149.86	0.99	
INLET #1_000899.LAB	3/10/2020	19:09	0.50	0.04	0.00	0.00	5.16	108.19	149.81	0.99	
INLET #1_000900.LAB	3/10/2020	19:09	0.78	0.02	0.00	0.00	5.17	107.80	149.86	0.99	
INLET #1_000901.LAB	3/10/2020	19:09	0.33	0.05	0.00	0.00	5.17	108.08	149.85	0.99	
INLET #1_000902.LAB	3/10/2020	19:10	0.51	-0.18	0.00	0.00	5.17	108.10	149.79	0.99	
INLET #1_000903.LAB	3/10/2020	19:10	0.47	-0.06	0.00	-0.01	5.16	108.07	149.88	0.99	
INLET #1_000904.LAB	3/10/2020	19:10	0.27	0.10	0.00	0.00	5.17	102.08	149.85	0.99	
INLET #1_000905.LAB	3/10/2020	19:10	0.56	-0.19	0.00	-0.01	5.16	102.00	149.89	0.99	
INLET #1_000906.LAB	3/10/2020	19:11	0.48	0.02	0.00	0.00	5.16	102.09	149.92	0.99	
INLET #1_000907.LAB	3/10/2020	19:11	0.73	-0.36	0.00	0.00	5.16	102.70	149.94	0.99	102.22
INLET #1_000908.LAB	3/10/2020	19:11	0.23	-0.07	0.00	0.00	5.16	102.57	149.88	0.98	
INLET #1_000909.LAB	3/10/2020	19:11	351.44	1.06	0.00	0.05	7.08	137.25	149.90	0.99	
INLET #1_000910.LAB	3/10/2020	19:12	3,140.06	5.89	0.00	0.09	10.56	-35.12	149.93	0.99	
INLET #1_000911.LAB	3/10/2020	19:12	3,424.81	4.99	0.00	0.05	10.65	-13.73	149.89	0.99	
INLET #1_000912.LAB	3/10/2020	19:12	3,712.18	4.29	0.00	0.03	10.83	1.37	149.88	0.99	
INLET #1_000913.LAB	3/10/2020	19:12	3,874.82	3.92	0.00	0.03	10.89	-0.77	149.90	0.99	
INLET #1_000914.LAB	3/10/2020	19:13	4,087.44	-0.26	0.00	0.00	10.95	-49.85	149.87	0.99	
INLET #1_000915.LAB	3/10/2020	19:13	4,510.54	-0.22	0.00	-0.01	10.81	-37.71	149.94	0.99	
INLET #1_000916.LAB	3/10/2020	19:13	4,853.65	-1.34	0.00	-0.01	10.71	-25.12	149.91	0.99	
INLET #1_000917.LAB	3/10/2020	19:13	5,002.43	-1.80	0.00	-0.02	10.69	-38.50	149.99	0.99	
INLET #1_000918.LAB	3/10/2020	19:14	5,053.67	-0.76	0.00	-0.03	10.67	-35.76	149.89	0.99	
INLET #1_000919.LAB	3/10/2020	19:14	5,065.91	-1.06	0.00	-0.02	10.63	-34.81	149.88	0.99	
INLET #1_000920.LAB	3/10/2020	19:14	5,077.50	-1.16	0.00	-0.02	10.65	-34.45	149.90	0.99	

Spectrum	Date	Time	Ethylene o	METHANE	CO2% 150(	H2O% 150(	SULFUR H	ETHYLENE	Temp (C)	Pressure (Atm)	
INLET #1_000921.LAB	3/10/2020	19:14	5,081.63	-1.65	0.00	-0.03	10.64	-31.25	149.82	0.99	
INLET #1_000922.LAB	3/10/2020	19:15	5,091.06	-1.58	0.00	-0.01	10.70	-28.11	149.90	0.99	5,079.03
INLET #1_000923.LAB	3/10/2020	19:15	5,095.78	-2.11	0.00	-0.01	10.69	-29.95	149.92	0.99	
INLET #1_000924.LAB	3/10/2020	19:15	5,048.84	-1.77	0.00	-0.03	10.60	-34.49	149.90	0.98	
INLET #1_000925.LAB	3/10/2020	19:15	586.66	-0.52	0.00	0.01	1.03	76.69	149.89	0.99	
INLET #1_000926.LAB	3/10/2020	19:16	40.04	0.05	0.00	0.00	0.03	-4.97	149.90	0.99	
INLET #1_000927.LAB	3/10/2020	19:16	25.03	-0.11	0.00	0.00	0.02	-4.81	149.85	0.99	
INLET #1_000928.LAB	3/10/2020	19:16	19.41	0.02	0.00	0.00	0.06	-4.56	149.92	0.99	
INLET #1_000929.LAB	3/10/2020	19:16	19.73	0.00	0.00	-0.01	0.07	-4.58	149.93	0.99	
INLET #1_000930.LAB	3/10/2020	19:17	33.22	0.15	0.00	0.00	0.09	-4.66	149.93	0.99	
INLET #1_000931.LAB	3/10/2020	19:17	40.84	0.12	0.00	0.00	0.09	-4.40	149.92	0.99	
INLET #1_000932.LAB	3/10/2020	19:17	34.15	0.03	0.00	0.00	0.09	-4.41	149.91	0.99	
INLET #1_000933.LAB	3/10/2020	19:17	22.34	0.21	0.00	0.00	0.08	-4.15	149.92	0.99	
INLET #1_000934.LAB	3/10/2020	19:18	13.59	-0.20	0.00	0.00	0.07	-3.39	149.89	0.99	
INLET #1_000935.LAB	3/10/2020	19:18	10.07	-0.03	0.00	0.00	0.06	-3.29	149.86	0.99	
INLET #1_000936.LAB	3/10/2020	19:18	8.07	0.08	0.00	0.01	0.06	-3.33	149.88	0.99	
INLET #1_000937.LAB	3/10/2020	19:18	6.65	0.04	0.00	-0.01	0.06	-3.12	149.87	0.99	
INLET #1_000938.LAB	3/10/2020	19:19	5.42	0.12	0.00	0.00	0.06	-3.32	149.89	0.99	
INLET #1_000939.LAB	3/10/2020	19:19	4.85	0.04	0.00	0.01	0.06	-3.16	149.92	0.99	
INLET #1_000940.LAB	3/10/2020	19:19	3.80	-0.15	0.00	0.00	0.06	-2.84	149.90	0.99	
INLET #1_000941.LAB	3/10/2020	19:19	4.12	-0.11	0.00	0.00	0.06	-2.86	149.92	0.99	
INLET #1_000942.LAB	3/10/2020	19:20	3.20	-0.02	0.00	-0.01	0.06	-2.83	149.88	0.99	
INLET #1_000943.LAB	3/10/2020	19:20	3.28	0.04	0.00	0.00	0.06	-2.98	149.86	0.99	
INLET #1_000944.LAB	3/10/2020	19:20	2.68	0.24	0.00	0.00	0.06	-2.89	149.88	0.99	
INLET #1_000945.LAB	3/10/2020	19:20	2.74	-0.34	0.00	0.00	0.05	-3.11	149.82	0.99	
INLET #1_000946.LAB	3/10/2020	19:21	2.54	-0.26	0.00	0.00	0.06	-3.15	149.82	0.99	0.057
INLET #1_000947.LAB	3/10/2020	19:21	1.28	-0.04	0.00	0.00	0.02	-3.80	149.86	0.99	
INLET #1_000948.LAB	3/10/2020	19:21	1.25	0.06	0.00	0.00	0.00	-3.99	149.84	0.99	
INLET #1_000949.LAB	3/10/2020	19:21	1.23	-0.30	0.00	0.00	0.00	-3.93	149.84	0.99	
INLET #1_000950.LAB	3/10/2020	19:22	1.28	-0.30	0.00	0.00	0.00	-3.95	149.83	0.99	
INLET #1_000951.LAB	3/10/2020	19:22	32.84	-0.16	0.00	0.00	0.13	5.06	149.87	0.99	
INLET #1_000952.LAB	3/10/2020	19:22	61.87	-0.13	0.00	-0.01	4.84	105.17	149.89	0.99	
INLET #1_000953.LAB	3/10/2020	19:22	5.98	-0.18	0.00	-0.01	5.15	102.20	149.89	0.99	
INLET #1_000954.LAB	3/10/2020	19:23	4.74	0.04	0.00	0.00	5.16	102.58	149.85	0.99	
INLET #1_000955.LAB	3/10/2020	19:23	4.11	0.00	0.00	0.00	5.17	102.49	149.89	0.99	
INLET #1_000956.LAB	3/10/2020	19:23	3.43	-0.07	0.00	-0.01	5.17	102.71	149.89	0.99	
INLET #1_000957.LAB	3/10/2020	19:23	2.90	-0.16	0.00	-0.01	5.17	102.51	149.83	0.98	
INLET #1_000958.LAB	3/10/2020	19:24	1,128.91	-1.02	0.00	0.00	6.50	253.85	149.84	0.99	
INLET #1_000959.LAB	3/10/2020	19:24	4,953.76	-1.21	0.00	0.00	10.60	-27.19	149.91	0.99	
INLET #1_000960.LAB	3/10/2020	19:24	5,048.38	-1.09	0.00	-0.03	10.62	-33.53	149.84	0.99	
INLET #1_000961.LAB	3/10/2020	19:24	5,066.45	-0.43	0.00	-0.03	10.67	-33.08	149.82	0.99	
INLET #1_000962.LAB	3/10/2020	19:25	5,079.05	-0.59	0.00	-0.04	10.68	-32.90	149.82	0.99	
INLET #1_000963.LAB	3/10/2020	19:25	5,092.84	-1.68	0.00	-0.01	10.65	-27.67	149.81	0.99	
INLET #1_000964.LAB	3/10/2020	19:25	5,105.49	-1.76	0.00	-0.01	10.65	-26.83	149.82	0.99	
INLET #1_000965.LAB	3/10/2020	19:25	5,111.28	-1.92	0.00	-0.01	10.68	-30.56	149.90	0.99	
INLET #1_000966.LAB	3/10/2020	19:26	5,109.20	-2.29	0.00	-0.01	10.65	-28.26	149.80	0.99	
INLET #1_000967.LAB	3/10/2020	19:26	5,107.73	-2.13	0.00	-0.01	10.62	-30.60	149.87	0.99	
INLET #1_000968.LAB	3/10/2020	19:26	5,112.25	-2.65	0.00	-0.01	10.68	-27.75	149.85	0.99	
INLET #1_000969.LAB	3/10/2020	19:26	5,109.67	-1.60	0.00	-0.01	10.68	-30.54	149.89	0.99	
INLET #1_000970.LAB	3/10/2020	19:27	5,112.47	-1.70	0.00	-0.01	10.68	-24.38	149.88	0.99	
INLET #1_000971.LAB	3/10/2020	19:27	5,110.81	-1.08	0.00	-0.01	10.67	-29.98	149.91	0.99	
INLET #1_000972.LAB	3/10/2020	19:27	5,079.39	-2.10	0.00	0.00	10.70	-27.28	149.87	0.99	
INLET #1_000973.LAB	3/10/2020	19:27	5,075.76	-2.17	0.00	-0.01	10.66	-29.64	149.92	0.99	
INLET #1_000974.LAB	3/10/2020	19:28	5,095.31	-1.70	0.00	-0.02	10.64	-23.21	149.80	0.99	
INLET #1_000975.LAB	3/10/2020	19:28	5,133.30	-2.03	0.00	-0.01	10.64	-24.23	149.87	0.99	
INLET #1_000976.LAB	3/10/2020	19:28	5,152.57	-1.87	0.00	-0.01	10.61	-26.90	149.88	0.98	
INLET #1_000977.LAB	3/10/2020	19:28	685.94	-1.10	0.00	0.01	1.19	90.81	149.89	0.99	
INLET #1_000978.LAB	3/10/2020	19:29	28.56	0.08	0.00	0.00	0.04	-4.72	149.91	0.99	
INLET #1_000979.LAB	3/10/2020	19:29	14.30	-0.07	0.00	0.00	0.01	-4.60	149.84	0.99	
INLET #1_000980.LAB	3/10/2020	19:29	9.66	-0.13	0.00	0.00	0.01	-4.51	149.80	0.99	
INLET #1_000981.LAB	3/10/2020	19:29	7.78	0.12	0.00	0.01	0.00	-4.24	149.84	0.99	
INLET #1_000982.LAB	3/10/2020	19:30	5.99	0.16	0.00	-0.01	0.00	-4.44	149.80	0.99	
INLET #1_000983.LAB	3/10/2020	19:30	5.14	-0.01	0.00	0.00	0.00	-4.31	149.82	0.99	
INLET #1_000984.LAB	3/10/2020	19:30	4.52	0.13	0.00	0.00	0.00	-4.15	149.82	0.99	
INLET #1_000985BKG.LAB	3/10/2020	19:31	0.00	0.00	0.00	0.00	0.00	0.00	149.89	0.99	
INLET #1_000986.LAB	3/10/2020	19:31	-0.68	0.17	0.00	0.00	0.00	-0.04	149.82	0.99	

Spectrum	Date	Time	Ethylene o	METHANE	CO2% 150(	H2O% 150(	SULFUR H	ETHYLENE	Temp (C)	Pressure (Atm)	
INLET #1_001007BKG.LAB	3/11/2020	6:19	0.00	0.00	0.00	0.00	0.00	0.00	149.72	1.00	
INLET #1_001008.LAB	3/11/2020	6:19	-0.29	-0.07	0.00	0.00	0.00	-0.20	149.73	1.00	
INLET #1_001009.LAB	3/11/2020	6:19	-0.35	-0.17	0.00	0.00	0.00	-0.94	149.73	1.00	Direct
INLET #1_001010.LAB	3/11/2020	6:20	-0.70	0.04	0.00	0.00	0.00	-1.32	149.73	1.00	
INLET #1_001011.LAB	3/11/2020	6:20	-0.69	-0.16	0.00	0.00	0.00	-1.57	149.68	1.00	
INLET #1_001012.LAB	3/11/2020	6:20	-0.76	-0.15	0.00	0.00	0.00	-2.03	149.73	1.00	
INLET #1_001013.LAB	3/11/2020	6:20	-0.62	-0.11	0.00	0.00	0.00	-2.48	149.72	1.00	
INLET #1_001014.LAB	3/11/2020	6:21	-0.93	0.07	0.00	0.00	0.00	-3.27	149.68	1.00	-0.75
INLET #1_001015.LAB	3/11/2020	6:21	-0.96	-0.05	0.00	0.00	0.00	-3.63	149.72	1.00	
INLET #1_001016.LAB	3/11/2020	6:21	-1.13	-0.08	0.00	0.00	0.00	-4.07	149.73	1.00	
INLET #1_001017.LAB	3/11/2020	6:21	-0.85	-0.26	0.00	0.00	0.00	-4.48	149.73	1.00	
INLET #1_001018.LAB	3/11/2020	6:22	-1.12	0.16	0.00	0.00	0.00	-5.10	149.72	1.00	
INLET #1_001019.LAB	3/11/2020	6:22	-1.10	0.08	0.00	0.00	0.00	-5.70	149.72	1.00	
INLET #1_001020.LAB	3/11/2020	6:22	-1.07	-0.06	0.00	-0.01	0.00	-6.10	149.71	1.00	
INLET #1_001021BKG.LAB	3/11/2020	6:23	0.00	0.00	0.00	0.00	0.00	0.00	149.73	1.00	
INLET #1_001022.LAB	3/11/2020	6:23	0.41	0.14	0.00	0.00	0.00	-0.63	149.70	1.00	
INLET #1_001023.LAB	3/11/2020	6:23	20.39	0.40	0.00	0.04	0.03	0.59	149.69	1.00	
INLET #1_001024.LAB	3/11/2020	6:24	5.44	-0.19	0.00	0.00	0.02	-1.63	149.73	0.99	
INLET #1_001025.LAB	3/11/2020	6:24	103.99	0.37	0.00	0.01	4.25	82.91	149.73	0.99	
INLET #1_001026.LAB	3/11/2020	6:24	9.89	0.07	0.00	0.00	5.17	103.57	149.73	0.99	
INLET #1_001027.LAB	3/11/2020	6:24	5.97	0.05	0.00	0.00	5.29	105.24	149.81	0.99	
INLET #1_001028.LAB	3/11/2020	6:25	4.40	0.12	0.00	-0.01	5.26	104.31	149.73	0.99	
INLET #1_001029.LAB	3/11/2020	6:25	3.80	-0.03	0.00	0.00	5.19	102.64	149.72	0.99	
INLET #1_001030.LAB	3/11/2020	6:25	3.04	-0.02	0.00	-0.01	5.17	101.54	149.71	0.99	
INLET #1_001031.LAB	3/11/2020	6:25	2.79	-0.17	0.00	-0.01	5.16	101.10	149.75	0.99	102.40
INLET #1_001032.LAB	3/11/2020	6:26	2.53	0.08	0.00	-0.01	5.15	100.68	149.75	0.99	
INLET #1_001033.LAB	3/11/2020	6:26	2.32	-0.24	0.00	-0.01	5.15	100.16	149.78	0.99	
INLET #1_001034.LAB	3/11/2020	6:26	2.03	0.09	0.00	0.00	5.16	100.06	149.72	0.99	
INLET #1_001035.LAB	3/11/2020	6:26	2.10	0.14	0.00	-0.01	5.15	99.41	149.73	0.99	
INLET #1_001036.LAB	3/11/2020	6:27	1.79	0.00	0.00	-0.01	5.15	98.72	149.70	0.99	
INLET #1_001037.LAB	3/11/2020	6:27	1.94	-0.20	0.00	-0.01	5.15	98.16	149.75	0.99	
INLET #1_001038.LAB	3/11/2020	6:27	1.99	0.12	0.00	-0.01	5.14	101.92	149.73	0.99	
INLET #1_001039.LAB	3/11/2020	6:27	1.60	-0.14	0.00	0.00	5.14	101.55	149.72	0.99	
INLET #1_001040.LAB	3/11/2020	6:28	1.54	-0.32	0.00	-0.01	5.14	101.16	149.78	0.99	
INLET #1_001041.LAB	3/11/2020	6:28	1.32	-0.01	0.00	-0.01	5.14	101.01	149.77	0.99	
INLET #1_001042.LAB	3/11/2020	6:28	1.59	0.16	0.00	-0.01	5.14	100.51	149.76	0.99	
INLET #1_001043.LAB	3/11/2020	6:28	1.30	-0.13	0.00	0.00	5.15	100.28	149.80	0.99	
INLET #1_001044.LAB	3/11/2020	6:29	1.27	0.05	0.00	-0.01	5.15	99.94	149.79	0.99	
INLET #1_001045.LAB	3/11/2020	6:29	1.34	0.07	0.00	-0.01	5.15	101.17	149.78	0.99	
INLET #1_001046.LAB	3/11/2020	6:29	1.06	0.05	0.00	-0.01	5.15	100.94	149.75	0.99	
INLET #1_001047.LAB	3/11/2020	6:29	1.24	0.15	0.00	-0.01	5.14	100.39	149.75	0.99	
INLET #1_001048.LAB	3/11/2020	6:30	0.73	-0.10	0.00	-0.02	5.14	100.36	149.78	0.99	
INLET #1_001049.LAB	3/11/2020	6:30	0.79	-0.15	0.00	-0.01	5.14	102.98	149.80	0.99	
INLET #1_001050.LAB	3/11/2020	6:30	0.94	-0.02	0.00	0.00	5.14	102.75	149.78	0.99	
INLET #1_001051.LAB	3/11/2020	6:30	0.81	0.03	0.00	0.00	5.13	102.24	149.75	0.99	
INLET #1_001052.LAB	3/11/2020	6:31	0.82	-0.05	0.00	-0.01	5.13	101.93	149.79	0.98	
INLET #1_001053.LAB	3/11/2020	6:31	166.34	0.23	0.00	0.00	6.10	133.24	149.80	0.98	
INLET #1_001054.LAB	3/11/2020	6:31	4,091.32	0.15	0.00	0.05	10.28	-49.43	149.73	0.99	
INLET #1_001055.LAB	3/11/2020	6:31	4,993.82	-0.38	0.00	-0.01	10.57	-41.49	149.73	0.99	
INLET #1_001056.LAB	3/11/2020	6:32	5,022.72	-0.45	0.00	-0.03	10.57	-37.29	149.78	0.99	
INLET #1_001057.LAB	3/11/2020	6:32	5,031.57	-1.37	0.00	-0.02	10.54	-42.17	149.79	0.99	
INLET #1_001058.LAB	3/11/2020	6:32	5,072.75	-0.97	0.00	-0.03	10.57	-41.63	149.69	0.99	
INLET #1_001059.LAB	3/11/2020	6:32	5,099.25	-0.98	0.00	-0.04	10.58	-41.36	149.73	0.99	
INLET #1_001060.LAB	3/11/2020	6:33	5,100.09	-1.29	0.00	-0.01	10.57	-29.51	149.69	0.99	
INLET #1_001061.LAB	3/11/2020	6:33	5,056.96	-0.38	0.00	-0.04	10.56	-37.40	149.75	0.99	
INLET #1_001062.LAB	3/11/2020	6:33	5,053.31	-1.74	0.00	-0.03	10.56	-39.87	149.73	0.99	
INLET #1_001063.LAB	3/11/2020	6:33	5,046.84	-2.06	0.00	-0.03	10.51	-38.67	149.78	0.99	
INLET #1_001064.LAB	3/11/2020	6:34	5,046.33	-1.32	0.00	-0.02	10.53	-37.29	149.77	0.99	
INLET #1_001065.LAB	3/11/2020	6:34	5,047.60	-1.77	0.00	-0.04	10.57	-43.78	149.77	0.99	
INLET #1_001066.LAB	3/11/2020	6:34	5,076.81	-1.81	0.00	-0.03	10.59	-39.92	149.77	0.99	
INLET #1_001067.LAB	3/11/2020	6:34	5,070.69	-2.44	0.00	-0.04	10.56	-35.80	149.75	0.99	
INLET #1_001068.LAB	3/11/2020	6:35	5,071.55	-2.12	0.00	-0.04	10.56	-36.08	149.76	0.99	
INLET #1_001069.LAB	3/11/2020	6:35	5,072.86	-0.89	0.00	-0.04	10.57	-40.17	149.72	0.99	5,072.98
INLET #1_001070.LAB	3/11/2020	6:35	5,069.09	-1.56	0.00	-0.04	10.54	-39.12	149.75	0.99	
INLET #1_001071.LAB	3/11/2020	6:35	5,070.72	-0.75	0.00	-0.03	10.56	-43.35	149.77	0.99	
INLET #1_001072.LAB	3/11/2020	6:36	5,067.39	-0.63	0.00	-0.02	10.54	-38.12	149.76	0.99	
INLET #1_001073.LAB	3/11/2020	6:36	5,068.93	-1.14	0.00	-0.04	10.56	-35.79	149.71	0.98	
INLET #1_001074.LAB	3/11/2020	6:36	3,588.67	0.43	0.00	-0.01	6.72	84.46	149.72	0.98	
INLET #1_001075.LAB	3/11/2020	6:36	101.39	0.02	0.00	0.00	0.16	-10.69	149.80	0.99	
INLET #1_001076.LAB	3/11/2020	6:37	25.03	-0.08	0.00	-0.01	0.02	-19.71	149.81	0.99	
INLET #1_001077.LAB	3/11/2020	6:37	15.04	0.01	0.00	0.00	0.01	-19.84	149.74	0.99	
INLET #1_001078BKG.LAB	3/11/2020	6:38	0.00	0.00	0.00	0.00	0.00	0.00	149.76	0.99	
INLET #1_001079.LAB	3/11/2020	6:38	-2.54	-0.06	0.00	0.00	0.00	-0.40	149.74	0.99	
INLET #1_001080.LAB	3/11/2020	6:38	35.36	2.72	0.02	0.17	0.37	3.12	149.75	0.99	
INLET #1_001081.LAB	3/11/2020	6:38	-5.49	3.84	0.05	0.64	0.01	0.06	149.73	1.00	
INLET #1_001082.LAB	3/11/2020	6:39	-1.09	3.25	0.04	0.53	0.00	1.27	149.73	0.98	
INLET #1_001083.LAB	3/11/2020	6:39	-1.56	0.40	0.00	0.01	0.00	-0.28	149.73	0.99	
INLET #1_001084.LAB	3/11/2020	6:39	-4.43	0.12	0.00	0.00	0.00	-0.94	149.69	0.99	
INLET #1_001085.LAB	3/11/2020	6:39	-5.18	-0.18	0.00	0.00	0.00	-1.15	149.75	0.99	-3.06
INLET #1_001086.LAB	3/11/2020	6:40	-5.62	-0.13	0.00	0.00	0.00	-1.29	149.73	0.99	

Spectrum	Date	Time	Ethylene o	METHANE	CO2% 150(	H2O% 150(	SULFUR H	ETHYLENE	Temp (C)	Pressure (Atm)	
INLET #1_001087.LAB	3/11/2020	6:40	149.73	-0.06	0.00	-0.01	2.53	98.08	149.77	0.99	
INLET #1_001088.LAB	3/11/2020	6:40	5.10	0.20	0.00	0.00	5.12	114.30	149.75	0.99	
INLET #1_001089.LAB	3/11/2020	6:40	0.08	0.08	0.00	-0.01	5.14	114.72	149.75	0.99	
INLET #1_001090.LAB	3/11/2020	6:41	-1.76	-0.04	0.00	0.00	5.16	115.33	149.75	0.99	
INLET #1_001091.LAB	3/11/2020	6:41	-2.31	-0.21	0.00	0.00	5.15	114.82	149.68	0.99	
INLET #1_001092.LAB	3/11/2020	6:41	-3.36	0.03	0.00	0.00	5.15	102.77	149.73	0.99	
INLET #1_001093.LAB	3/11/2020	6:41	-3.76	0.12	0.00	0.00	5.16	102.55	149.73	0.99	
INLET #1_001094.LAB	3/11/2020	6:42	-4.20	-0.16	0.00	-0.01	5.15	102.45	149.75	0.99	
INLET #1_001095.LAB	3/11/2020	6:42	-4.65	-0.11	0.00	0.00	5.15	102.19	149.78	0.99	102.49
INLET #1_001096.LAB	3/11/2020	6:42	-7.69	3.23	0.04	0.54	0.62	13.45	149.76	1.00	
INLET #1_001097.LAB	3/11/2020	6:42	-7.12	3.51	0.05	0.65	0.00	0.66	149.77	0.99	
INLET #1_001098.LAB	3/11/2020	6:43	2,708.78	0.89	0.01	0.10	6.96	196.84	149.78	0.99	
INLET #1_001099.LAB	3/11/2020	6:43	4,998.98	-2.36	0.00	0.01	10.50	-22.53	149.78	0.99	
INLET #1_001100.LAB	3/11/2020	6:43	5,019.64	-1.10	0.00	-0.01	10.59	-20.53	149.80	0.99	
INLET #1_001101.LAB	3/11/2020	6:43	5,023.11	-1.59	0.00	0.00	10.59	-26.50	149.75	0.99	
INLET #1_001102.LAB	3/11/2020	6:44	5,031.98	-2.01	0.00	-0.01	10.57	-27.21	149.82	0.99	
INLET #1_001103.LAB	3/11/2020	6:44	5,050.10	-1.41	0.00	0.00	10.57	-24.13	149.83	0.99	
INLET #1_001104.LAB	3/11/2020	6:44	5,053.02	-1.43	0.00	-0.02	10.55	-24.14	149.72	0.99	
INLET #1_001105.LAB	3/11/2020	6:44	5,055.51	-2.46	0.00	-0.02	10.58	-22.52	149.75	0.99	
INLET #1_001106.LAB	3/11/2020	6:45	5,053.22	-0.99	0.00	-0.01	10.55	-23.20	149.70	0.99	
INLET #1_001107.LAB	3/11/2020	6:45	5,052.83	-2.12	0.00	-0.01	10.55	-21.33	149.71	0.99	
INLET #1_001108.LAB	3/11/2020	6:45	5,061.02	-1.76	0.00	-0.01	10.53	-21.69	149.75	0.99	
INLET #1_001109.LAB	3/11/2020	6:45	5,062.95	-2.66	0.00	-0.01	10.54	-26.39	149.80	0.99	
INLET #1_001110.LAB	3/11/2020	6:46	5,060.43	-1.38	0.00	-0.01	10.53	-22.12	149.76	0.99	5,059.31
INLET #1_001111.LAB	3/11/2020	6:46	5,060.04	-0.98	0.00	-0.01	10.56	-22.85	149.73	0.98	
INLET #1_001112.LAB	3/11/2020	6:46	5,035.07	-1.58	0.00	-0.01	10.50	-21.34	149.82	0.98	
INLET #1_001113.LAB	3/11/2020	6:46	454.20	-0.51	0.00	0.01	0.85	50.66	149.77	0.99	
INLET #1_001114.LAB	3/11/2020	6:47	31.64	0.00	0.00	0.01	0.11	-4.36	149.75	0.99	
INLET #1_001115.LAB	3/11/2020	6:47	35.30	0.07	0.00	0.01	0.10	-4.73	149.78	0.99	
INLET #1_001116.LAB	3/11/2020	6:47	38.01	0.11	0.00	0.00	0.10	-4.59	149.80	0.99	
INLET #1_001117.LAB	3/11/2020	6:47	22.14	-0.02	0.00	0.00	0.08	-4.32	149.80	0.99	
INLET #1_001118.LAB	3/11/2020	6:48	9.64	0.08	0.00	0.00	0.06	-4.08	149.78	0.99	
INLET #1_001119.LAB	3/11/2020	6:48	4.59	0.00	0.00	0.00	0.06	-4.08	149.78	0.99	
INLET #1_001120.LAB	3/11/2020	6:48	1.98	0.09	0.00	0.00	0.06	-3.86	149.76	0.99	
INLET #1_001121.LAB	3/11/2020	6:48	0.42	0.01	0.00	0.00	0.06	-4.01	149.83	0.99	
INLET #1_001122.LAB	3/11/2020	6:49	-1.18	-0.07	0.00	0.00	0.05	-4.06	149.82	0.99	
INLET #1_001123.LAB	3/11/2020	6:49	-2.13	0.05	0.00	0.00	0.05	-4.17	149.78	0.99	
INLET #1_001124.LAB	3/11/2020	6:49	-2.62	-0.03	0.00	0.00	0.05	-3.92	149.76	0.99	

Spectrum	Date	Time	Ethylene ox	METHANE	CO2% 150(	H2O% 150(	SULFUR HI	ETHYLENE	Temp (C)	Pressure (Atm)
INLET #1_001125.LAB	3/11/2020	6:51	-4.05	-0.10	0.00	0.00	0.01	-5.15	149.79	0.99
INLET #1_001126BKG.LAB	3/11/2020	6:52	0.00	0.00	0.00	0.00	0.00	0.00	149.77	0.99
INLET #1_001127.LAB	3/11/2020	6:53	-0.25	0.10	0.00	0.00	0.00	-0.21	149.78	0.99
INLET #1_001128.LAB	3/11/2020	7:35	0.36	3.37	0.04	0.64	0.00	-6.21	149.87	0.99
INLET #1_001129.LAB	3/11/2020	7:36	2,715.14	0.48	0.00	0.10	-0.17	177.15	149.83	0.99
INLET #1_001130.LAB	3/11/2020	7:37	4,747.50	2.58	0.01	0.10	0.07	-40.06	149.83	0.99
INLET #1_001131.LAB	3/11/2020	7:38	4,170.33	2.20	0.01	0.10	0.07	-46.63	149.84	0.99
INLET #1_001132.LAB	3/11/2020	7:39	4,033.38	1.87	0.00	0.10	0.08	-52.78	149.78	0.99
INLET #1_001133.LAB	3/11/2020	7:40	4,029.00	1.77	0.00	0.10	0.08	-55.10	149.76	0.99
INLET #1_001134.LAB	3/11/2020	7:41	4,042.29	1.48	0.00	0.10	0.08	-55.24	149.76	0.99
INLET #1_001135.LAB	3/11/2020	7:42	4,912.85	1.83	0.00	0.12	0.05	-32.82	149.74	0.99
INLET #1_001136.LAB	3/11/2020	7:43	4,307.19	2.28	0.00	0.10	0.07	-44.20	149.75	0.99
INLET #1_001137.LAB	3/11/2020	7:44	4,288.50	2.30	0.00	0.10	0.08	-43.93	149.77	0.99
INLET #1_001138.LAB	3/11/2020	7:45	4,261.73	1.56	0.00	0.10	0.08	-45.03	149.77	0.99
INLET #1_001139.LAB	3/11/2020	7:46	4,238.86	1.54	0.00	0.10	0.07	-45.21	149.76	0.99
INLET #1_001140.LAB	3/11/2020	7:47	4,209.47	1.77	0.00	0.10	0.08	-48.88	149.77	0.99
INLET #1_001141.LAB	3/11/2020	7:48	4,166.04	2.11	0.00	0.09	0.08	-48.59	149.75	0.99
INLET #1_001142.LAB	3/11/2020	7:49	4,150.59	2.00	0.00	0.10	0.08	-51.46	149.75	0.99
INLET #1_001143.LAB	3/11/2020	7:50	4,084.73	1.95	0.01	0.10	0.08	-59.97	149.77	0.99
INLET #1_001144.LAB	3/11/2020	7:51	4,097.42	1.67	0.01	0.10	0.08	-46.87	149.76	0.99
INLET #1_001145.LAB	3/11/2020	7:52	4,082.33	1.72	0.00	0.09	0.08	-54.45	149.77	0.99
INLET #1_001146.LAB	3/11/2020	7:53	4,071.10	1.28	0.01	0.10	0.08	-53.69	149.75	0.99
INLET #1_001147.LAB	3/11/2020	7:54	4,056.38	1.62	0.01	0.10	0.08	-60.41	149.78	0.99
INLET #1_001148.LAB	3/11/2020	7:55	4,034.54	1.86	0.01	0.09	0.08	-58.70	149.74	0.99
INLET #1_001149.LAB	3/11/2020	7:56	4,006.93	1.81	0.01	0.09	0.08	-57.31	149.76	0.99
INLET #1_001150.LAB	3/11/2020	7:57	3,977.76	1.45	0.01	0.10	0.08	-57.02	149.78	0.99
INLET #1_001151.LAB	3/11/2020	7:58	3,949.32	4.53	0.01	0.12	-0.03	13.31	149.79	0.99
INLET #1_001152.LAB	3/11/2020	7:59	3,925.39	4.77	0.01	0.12	-0.02	2.80	149.76	0.99
INLET #1_001153.LAB	3/11/2020	8:00	3,906.91	4.50	0.01	0.12	-0.03	16.18	149.79	0.99
INLET #1_001154.LAB	3/11/2020	8:01	3,884.64	4.44	0.01	0.12	-0.03	14.51	149.77	0.99
INLET #1_001155.LAB	3/11/2020	8:02	3,867.38	4.42	0.01	0.12	-0.03	22.99	149.76	0.99
INLET #1_001156.LAB	3/11/2020	8:03	3,846.15	4.59	0.01	0.12	-0.03	13.15	149.79	0.99
INLET #1_001157.LAB	3/11/2020	8:04	3,827.94	4.17	0.01	0.12	-0.03	9.31	149.78	0.99
INLET #1_001158.LAB	3/11/2020	8:05	3,740.40	4.36	0.01	0.12	-0.03	15.89	149.77	0.99
INLET #1_001159.LAB	3/11/2020	8:06	3,739.05	4.67	0.01	0.12	-0.02	14.07	149.78	0.99
INLET #1_001160.LAB	3/11/2020	8:07	3,793.81	4.61	0.01	0.12	-0.02	10.46	149.76	0.99
INLET #1_001161.LAB	3/11/2020	8:08	3,774.83	4.62	0.01	0.12	-0.03	7.31	149.78	0.99
INLET #1_001162.LAB	3/11/2020	8:09	3,673.48	4.79	0.02	0.12	-0.02	4.65	149.75	0.99
INLET #1_001163.LAB	3/11/2020	8:10	3,620.66	4.55	0.02	0.11	-0.02	0.14	149.78	0.99
INLET #1_001164.LAB	3/11/2020	8:11	3,588.13	4.49	0.02	0.12	-0.02	0.12	149.77	0.99

Spectrum	Date	Time	Ethylene o	METHANE	CO2% 150(	H2O% 150(	SULFUR H	ETHYLENE	Temp (C)	Pressure (Atm)
INLET #1_001165.LAB	3/11/2020	8:12	3,551.62	4.81	0.02	0.12	-0.02	-5.86	149.78	0.99
INLET #1_001166.LAB	3/11/2020	8:13	3,504.54	4.89	0.02	0.11	-0.02	-6.76	149.75	0.99
INLET #1_001167.LAB	3/11/2020	8:14	3,466.68	4.35	0.02	0.11	-0.02	-5.34	149.77	0.99
INLET #1_001168.LAB	3/11/2020	8:15	3,443.20	4.36	0.02	0.12	-0.02	-7.39	149.77	0.99
INLET #1_001169.LAB	3/11/2020	8:16	3,419.50	4.94	0.02	0.11	-0.02	-3.67	149.77	0.99
INLET #1_001170.LAB	3/11/2020	8:17	3,403.88	4.89	0.02	0.11	-0.01	-12.64	149.79	0.99
INLET #1_001171.LAB	3/11/2020	8:18	3,391.30	4.71	0.02	0.12	-0.02	-12.50	149.77	0.99
INLET #1_001172.LAB	3/11/2020	8:19	3,376.21	4.40	0.02	0.12	-0.01	-13.80	149.77	0.99
INLET #1_001173.LAB	3/11/2020	8:20	3,362.25	4.45	0.02	0.12	-0.02	-13.65	149.78	0.99
INLET #1_001174.LAB	3/11/2020	8:21	3,350.91	4.27	0.02	0.11	-0.01	-9.66	149.80	0.99
INLET #1_001175.LAB	3/11/2020	8:22	3,574.59	4.93	0.02	0.12	-0.02	-5.42	149.80	0.99
INLET #1_001176.LAB	3/11/2020	8:23	3,686.76	4.74	0.01	0.12	-0.02	2.16	149.79	0.99
INLET #1_001177.LAB	3/11/2020	8:24	3,753.63	4.66	0.01	0.12	-0.02	12.65	149.79	0.99
INLET #1_001178.LAB	3/11/2020	8:25	3,779.30	4.41	0.00	0.12	-0.03	3.27	149.78	0.98
INLET #1_001179.LAB	3/11/2020	8:26	3,424.08	4.00	0.00	0.11	-0.02	-7.04	149.83	0.98
INLET #1_001180.LAB	3/11/2020	8:27	3,203.56	3.61	0.00	0.11	-0.01	-20.67	149.79	0.98
INLET #1_001181.LAB	3/11/2020	8:28	3,197.52	3.63	0.00	0.10	-0.01	-22.84	149.80	0.98
INLET #1_001182.LAB	3/11/2020	8:29	3,198.38	3.91	0.00	0.10	-0.01	-20.33	149.82	0.98
INLET #1_001183.LAB	3/11/2020	8:30	3,197.50	3.82	0.00	0.11	-0.01	-23.49	149.82	0.98
INLET #1_001184.LAB	3/11/2020	8:31	3,200.77	3.65	0.00	0.11	-0.01	-22.11	149.85	0.98
INLET #1_001185.LAB	3/11/2020	8:32	3,203.66	3.73	0.00	0.10	-0.01	-22.13	149.82	0.98
INLET #1_001186.LAB	3/11/2020	8:33	3,205.29	3.83	0.00	0.10	-0.01	-21.76	149.85	0.98
INLET #1_001187.LAB	3/11/2020	8:34	3,295.95	3.97	0.00	0.11	-0.02	-18.66	149.85	0.98
INLET #1_001188.LAB	**3/11/2020**	**8:35**	**3,815.68**	**4.47**	**0.01**	**0.12**	**-0.02**	**5.70**	**149.84**	**0.98**
INLET #1_001189.LAB	**3/11/2020**	**8:36**	**4,037.59**	**1.66**	**0.01**	**0.10**	**0.08**	**-64.88**	**149.82**	**0.98**
INLET #1_001190.LAB	**3/11/2020**	**8:37**	**4,310.58**	**1.97**	**0.01**	**0.11**	**0.08**	**-56.80**	**149.81**	**0.98**
INLET #1_001191.LAB	**3/11/2020**	**8:38**	**4,447.47**	**1.79**	**0.01**	**0.11**	**0.08**	**-49.89**	**149.82**	**0.98**
INLET #1_001192.LAB	**3/11/2020**	**8:39**	**4,502.23**	**2.33**	**0.01**	**0.12**	**0.09**	**-46.67**	**149.84**	**0.98**
INLET #1_001193.LAB	**3/11/2020**	**8:40**	**4,645.41**	**2.01**	**0.01**	**0.11**	**0.08**	**-46.08**	**149.85**	**0.98**
INLET #1_001194.LAB	**3/11/2020**	**8:41**	**6,569.96**	**2.67**	**0.01**	**0.13**	**-0.05**	**-26.35**	**149.80**	**0.98**
INLET #1_001195.LAB	**3/11/2020**	**8:42**	**9,191.12**	**3.16**	**0.01**	**0.11**	**-0.24**	**-99.80**	**149.82**	**0.98**
INLET #1_001196.LAB	**3/11/2020**	**8:43**	**10,044.69**	**6.05**	**0.01**	**0.11**	**-0.26**	**-62.48**	**149.79**	**0.98**
INLET #1_001197.LAB	**3/11/2020**	**8:44**	**9,225.50**	**2.69**	**0.01**	**0.09**	**-0.24**	**-110.02**	**149.81**	**0.98**
INLET #1_001198.LAB	**3/11/2020**	**8:45**	**8,916.74**	**1.58**	**0.01**	**0.07**	**-0.25**	**-148.06**	**149.78**	**0.98**
INLET #1_001199.LAB	**3/11/2020**	**8:46**	**9,393.13**	**3.02**	**0.01**	**0.07**	**-0.25**	**-101.78**	**149.84**	**0.98**
INLET #1_001200.LAB	**3/11/2020**	**8:47**	**9,007.50**	**1.16**	**0.01**	**0.07**	**-0.25**	**-132.02**	**149.82**	**0.98**
INLET #1_001201.LAB	**3/11/2020**	**8:48**	**9,507.08**	**3.11**	**0.01**	**0.07**	**-0.26**	**-98.39**	**149.87**	**0.98**
INLET #1_001202.LAB	**3/11/2020**	**8:49**	**9,129.87**	**1.73**	**0.01**	**0.08**	**-0.25**	**-114.39**	**149.80**	**0.98**
INLET #1_001203.LAB	**3/11/2020**	**8:50**	**8,472.27**	**1.77**	**0.01**	**0.07**	**-0.24**	**-162.39**	**149.84**	**0.98**
INLET #1_001204.LAB	**3/11/2020**	**8:51**	**8,188.18**	**2.27**	**0.01**	**0.08**	**-0.24**	**-162.56**	**149.82**	**0.98**
INLET #1_001205.LAB	**3/11/2020**	**8:52**	**8,258.55**	**1.71**	**0.01**	**0.08**	**-0.24**	**-161.31**	**149.79**	**0.98**
INLET #1_001206.LAB	**3/11/2020**	**8:53**	**8,389.15**	**1.81**	**0.01**	**0.08**	**-0.24**	**-166.93**	**149.82**	**0.98**
INLET #1_001207.LAB	**3/11/2020**	**8:54**	**8,544.64**	**2.01**	**0.01**	**0.08**	**-0.24**	**-165.64**	**149.85**	**0.98**
INLET #1_001208.LAB	**3/11/2020**	**8:55**	**8,640.71**	**1.47**	**0.01**	**0.07**	**-0.25**	**-167.35**	**149.83**	**0.98**
INLET #1_001209.LAB	**3/11/2020**	**8:56**	**7,414.15**	**2.57**	**0.02**	**0.09**	**-0.08**	**-17.37**	**149.84**	**0.98**
INLET #1_001210.LAB	**3/11/2020**	**8:57**	**6,038.50**	**2.17**	**0.02**	**0.10**	**0.00**	**-26.13**	**149.82**	**0.98**
INLET #1_001211.LAB	**3/11/2020**	**8:58**	**5,634.56**	**2.20**	**0.02**	**0.10**	**0.05**	**-29.20**	**149.82**	**0.98**
INLET #1_001212.LAB	**3/11/2020**	**8:59**	**5,534.54**	**2.27**	**0.02**	**0.07**	**0.04**	**-34.64**	**149.81**	**0.98**
INLET #1_001213.LAB	**3/11/2020**	**9:00**	**6,080.35**	**2.27**	**0.01**	**0.10**	**-0.01**	**-25.09**	**149.85**	**0.98**
INLET #1_001214.LAB	**3/11/2020**	**9:01**	**6,870.27**	**3.01**	**0.01**	**0.09**	**-0.08**	**-32.05**	**149.84**	**0.98**
INLET #1_001215.LAB	**3/11/2020**	**9:02**	**7,224.80**	**2.16**	**0.01**	**0.09**	**-0.09**	**-26.64**	**149.88**	**0.98**
INLET #1_001216.LAB	**3/11/2020**	**9:03**	**7,506.37**	**2.12**	**0.01**	**0.09**	**-0.11**	**-20.77**	**149.87**	**0.98**
INLET #1_001217.LAB	**3/11/2020**	**9:04**	**8,223.92**	**1.52**	**0.00**	**0.08**	**-0.24**	**-165.31**	**149.90**	**0.98**
INLET #1_001218.LAB	**3/11/2020**	**9:05**	**8,727.48**	**1.45**	**0.00**	**0.08**	**-0.25**	**-165.60**	**149.86**	**0.98**
INLET #1_001219.LAB	**3/11/2020**	**9:06**	**9,105.94**	**2.06**	**0.00**	**0.08**	**-0.26**	**-122.70**	**149.83**	**0.98**
INLET #1_001220.LAB	**3/11/2020**	**9:07**	**9,370.13**	**2.55**	**0.00**	**0.07**	**-0.27**	**-100.03**	**149.85**	**0.98**
INLET #1_001221.LAB	**3/11/2020**	**9:08**	**10,007.55**	**2.84**	**0.00**	**0.07**	**-0.29**	**-66.04**	**149.81**	**0.98**
INLET #1_001222.LAB	**3/11/2020**	**9:09**	**10,344.65**	**4.82**	**0.00**	**0.08**	**-0.26**	**-50.98**	**149.90**	**0.98**
INLET #1_001223.LAB	**3/11/2020**	**9:10**	**10,713.85**	**3.39**	**0.00**	**0.07**	**-0.24**	**-71.09**	**149.87**	**0.98**
INLET #1_001224.LAB	**3/11/2020**	**9:11**	**11,445.17**	**7.82**	**0.00**	**0.07**	**-0.22**	**-54.72**	**149.88**	**0.98**
INLET #1_001225.LAB	**3/11/2020**	**9:12**	**10,765.91**	**4.16**	**0.00**	**0.06**	**-0.25**	**-70.24**	**149.84**	**0.98**
INLET #1_001226.LAB	**3/11/2020**	**9:13**	**9,769.85**	**1.77**	**0.00**	**0.06**	**-0.27**	**-80.71**	**149.82**	**0.98**
INLET #1_001227.LAB	**3/11/2020**	**9:14**	**9,914.83**	**3.61**	**0.00**	**0.08**	**-0.26**	**-63.45**	**149.80**	**0.98**
INLET #1_001228.LAB	**3/11/2020**	**9:15**	**11,138.30**	**5.09**	**0.00**	**0.06**	**-0.24**	**-59.97**	**149.82**	**0.98**
INLET #1_001229.LAB	**3/11/2020**	**9:16**	**11,343.80**	**5.55**	**0.00**	**0.05**	**-0.22**	**-58.54**	**149.85**	**0.98**
INLET #1_001230.LAB	**3/11/2020**	**9:17**	**11,918.30**	**5.13**	**0.00**	**0.05**	**-0.19**	**-58.01**	**149.82**	**0.98**
INLET #1_001231.LAB	**3/11/2020**	**9:18**	**13,249.53**	**8.82**	**0.00**	**0.04**	**-0.16**	**-33.12**	**149.81**	**0.98**
INLET #1_001232.LAB	**3/11/2020**	**9:19**	**4,187.76**	**-6.81**	**0.00**	**0.10**	**0.77**	**133.75**	**149.85**	**0.98**
INLET #1_001233.LAB	**3/11/2020**	**9:20**	**1,479.27**	**0.59**	**0.00**	**0.00**	**-0.02**	**54.50**	**149.82**	**0.98**
INLET #1_001234.LAB	**3/11/2020**	**9:21**	**1,631.20**	**0.34**	**0.00**	**-0.01**	**-0.02**	**90.58**	**149.82**	**0.98**
INLET #1_001235.LAB	**3/11/2020**	**9:22**	**1,673.23**	**0.52**	**0.00**	**0.00**	**-0.02**	**86.19**	**149.86**	**0.98**
INLET #1_001236.LAB	**3/11/2020**	**9:23**	**3,123.97**	**-0.18**	**0.00**	**0.05**	**-0.01**	**5.87**	**149.82**	**0.98**
INLET #1_001237.LAB	**3/11/2020**	**9:24**	**7,095.55**	**1.36**	**0.00**	**0.03**	**-0.09**	**-16.39**	**149.82**	**0.98**
INLET #1_001238.LAB	**3/11/2020**	**9:25**	**6,891.99**	**0.64**	**0.00**	**0.04**	**-0.08**	**-21.48**	**149.80**	**0.98**
INLET #1_001239.LAB	**3/11/2020**	**9:26**	**6,360.45**	**0.39**	**0.00**	**0.04**	**-0.04**	**-22.30**	**149.79**	**0.98**
INLET #1_001240.LAB	**3/11/2020**	**9:27**	**5,485.34**	**1.14**	**0.00**	**0.02**	**0.03**	**-34.71**	**149.84**	**0.98**
INLET #1_001241.LAB	**3/11/2020**	**9:28**	**4,914.82**	**1.15**	**0.00**	**0.03**	**0.09**	**-42.91**	**149.82**	**0.98**

Spectrum	Date	Time	Ethylene o	METHANE	CO2% 150	H2O% 150	SULFUR H	ETHYLENE	Temp (C)	Pressure (Atm)
INLET #1_001242.LAB	3/11/2020	9:29	4,624.74	1.13	0.00	0.03	0.09	-44.53	149.84	0.98
INLET #1_001243.LAB	3/11/2020	9:30	4,469.66	1.03	0.00	0.03	0.09	-48.76	149.90	0.98
INLET #1_001244.LAB	3/11/2020	9:31	4,404.98	0.69	0.00	0.03	0.09	-49.58	149.98	0.98
INLET #1_001245.LAB	3/11/2020	9:32	4,451.01	1.12	0.00	0.03	0.09	-48.73	149.99	0.98
INLET #1_001246.LAB	3/11/2020	9:33	4,500.18	0.55	0.00	0.03	0.09	-47.03	149.91	0.98
INLET #1_001247.LAB	3/11/2020	9:34	4,525.88	1.20	0.00	0.03	0.09	-44.10	149.88	0.98
INLET #1_001248.LAB	3/11/2020	9:35	4,555.17	0.72	0.00	0.03	0.08	-49.50	149.84	0.98
INLET #1_001249.LAB	3/11/2020	9:36	4,685.23	0.89	0.00	0.03	0.09	-46.63	149.75	0.98
INLET #1_001250.LAB	3/11/2020	9:37	4,865.45	0.88	0.00	0.03	0.09	-43.53	149.71	0.98
INLET #1_001251.LAB	3/11/2020	9:38	5,010.61	1.13	0.00	0.03	0.08	-39.59	149.71	0.98
INLET #1_001252.LAB	3/11/2020	9:39	5,310.03	1.01	0.00	0.02	0.06	-40.21	149.71	0.98
INLET #1_001253.LAB	3/11/2020	9:40	5,607.71	0.74	0.00	0.02	0.03	-36.04	149.73	0.98
INLET #1_001254.LAB	3/11/2020	9:41	5,826.19	0.32	0.00	0.04	0.00	-26.40	149.75	0.98
INLET #1_001255.LAB	3/11/2020	9:42	6,017.66	0.79	0.00	0.04	0.00	-25.30	149.76	0.98
INLET #1_001256.LAB	3/11/2020	9:43	6,136.72	0.45	0.00	0.04	-0.01	-25.33	149.75	0.98
INLET #1_001257.LAB	3/11/2020	9:44	6,181.74	0.58	0.00	0.04	-0.01	-18.80	149.75	0.98
INLET #1_001258.LAB	3/11/2020	9:45	6,219.83	0.48	0.00	0.04	-0.03	-25.83	149.77	0.98
INLET #1_001259.LAB	3/11/2020	9:46	6,240.27	0.21	0.00	0.04	-0.02	-24.29	149.76	0.98
INLET #1_001260.LAB	3/11/2020	9:47	6,048.09	0.31	0.00	0.04	0.01	-23.07	149.79	0.98
INLET #1_001261.LAB	3/11/2020	9:48	5,467.54	1.00	0.00	0.03	0.04	-34.41	149.78	0.98
INLET #1_001262.LAB	3/11/2020	9:49	4,934.87	0.69	0.00	0.02	0.09	-40.31	149.80	0.98
INLET #1_001263.LAB	3/11/2020	9:50	4,616.19	0.32	0.00	0.03	0.09	-44.54	149.78	0.98
INLET #1_001264.LAB	3/11/2020	9:51	4,419.11	0.86	0.00	0.04	0.08	-52.83	149.80	0.98
INLET #1_001265.LAB	3/11/2020	9:52	4,309.29	0.91	0.00	0.03	0.09	-54.06	149.81	0.98
INLET #1_001266.LAB	3/11/2020	9:53	4,242.54	0.70	0.00	0.03	0.10	-59.23	149.82	0.98
INLET #1_001267.LAB	3/11/2020	9:54	4,228.09	0.16	0.00	0.03	0.08	-63.81	149.78	0.98
INLET #1_001268.LAB	3/11/2020	9:55	4,253.05	1.01	0.00	0.03	0.09	-48.86	149.79	0.98
INLET #1_001269.LAB	3/11/2020	9:56	4,224.91	0.40	0.00	0.03	0.09	-63.42	149.80	0.98
INLET #1_001270.LAB	3/11/2020	9:57	4,188.16	1.09	0.00	0.04	0.08	-60.19	149.83	0.98
INLET #1_001271.LAB	3/11/2020	9:58	4,198.18	1.32	0.00	0.03	0.09	-61.42	149.81	0.98
INLET #1_001272.LAB	3/11/2020	9:59	4,225.95	0.72	0.00	0.03	0.08	-63.56	149.80	0.98
INLET #1_001273.LAB	3/11/2020	10:00	4,224.36	0.58	0.00	0.03	0.09	-62.96	149.81	0.98
INLET #1_001274.LAB	3/11/2020	10:01	4,206.61	0.46	0.00	0.03	0.09	-58.32	149.82	0.98
INLET #1_001275.LAB	3/11/2020	10:02	4,269.99	0.59	0.00	0.03	0.08	-57.22	149.84	0.98
INLET #1_001276.LAB	3/11/2020	10:03	4,398.75	0.95	0.00	0.03	0.09	-49.01	149.86	0.98
INLET #1_001277.LAB	3/11/2020	10:04	4,516.19	0.55	0.00	0.03	0.08	-46.77	149.84	0.98
INLET #1_001278.LAB	3/11/2020	10:05	4,490.73	0.57	0.00	0.03	0.09	-48.98	149.82	0.98
INLET #1_001279.LAB	3/11/2020	10:06	4,467.81	0.17	0.00	0.03	0.09	-57.85	149.82	0.98
INLET #1_001280.LAB	3/11/2020	10:07	4,486.39	0.90	0.00	0.03	0.09	-47.65	149.83	0.98
INLET #1_001281.LAB	3/11/2020	10:08	4,483.55	0.56	0.00	0.03	0.09	-46.55	149.87	0.98
INLET #1_001282.LAB	3/11/2020	10:09	4,475.41	0.71	0.00	0.03	0.09	-49.80	149.88	0.98
INLET #1_001283.LAB	3/11/2020	10:10	4,295.78	0.72	0.00	0.03	0.09	-50.48	149.90	0.98
INLET #1_001284.LAB	3/11/2020	10:11	4,068.23	0.65	0.00	0.03	0.09	-60.90	149.87	0.98
INLET #1_001285.LAB	3/11/2020	10:12	3,910.60	3.82	0.00	0.06	-0.02	5.87	149.84	0.98
INLET #1_001286.LAB	3/11/2020	10:13	3,810.03	3.40	0.00	0.06	-0.02	9.28	149.86	0.98
INLET #1_001287.LAB	3/11/2020	10:14	4,102.86	0.63	0.00	0.03	0.08	-60.88	149.86	0.98
INLET #1_001288.LAB	3/11/2020	10:15	5,246.16	0.61	0.00	0.02	0.07	-39.55	149.85	0.98
INLET #1_001289.LAB	3/11/2020	10:16	6,038.05	1.03	0.00	0.05	-0.01	-24.29	149.80	0.98
INLET #1_001290.LAB	3/11/2020	10:17	6,466.72	0.72	0.00	0.04	-0.04	-24.26	149.87	0.98
INLET #1_001291.LAB	3/11/2020	10:18	6,748.10	0.70	0.00	0.04	-0.08	-25.29	149.87	0.98
INLET #1_001292.LAB	3/11/2020	10:19	7,018.83	1.04	0.00	0.04	-0.08	-22.91	149.87	0.98
INLET #1_001293.LAB	3/11/2020	10:20	7,245.23	1.24	0.00	0.03	-0.10	-22.45	149.85	0.98
INLET #1_001294.LAB	3/11/2020	10:21	7,205.34	1.11	0.00	0.03	-0.10	-19.82	149.85	0.98
INLET #1_001295.LAB	3/11/2020	10:22	7,183.06	0.80	0.00	0.03	-0.09	-19.26	149.85	0.98
INLET #1_001296.LAB	3/11/2020	10:23	6,509.29	1.14	0.00	0.04	-0.04	-19.42	149.82	0.98
INLET #1_001297.LAB	3/11/2020	10:24	5,808.48	0.87	0.00	0.04	0.02	-24.21	149.81	0.98
INLET #1_001298.LAB	3/11/2020	10:25	5,370.81	0.91	0.00	0.02	0.06	-38.87	149.86	0.98
INLET #1_001299.LAB	3/11/2020	10:26	5,146.19	0.69	0.00	0.02	0.08	-42.77	149.87	0.98
INLET #1_001300.LAB	3/11/2020	10:27	4,993.27	0.89	0.00	0.02	0.10	-38.97	149.86	0.98
INLET #1_001301.LAB	3/11/2020	10:28	4,892.73	0.76	0.00	0.02	0.09	-41.72	149.88	0.98
INLET #1_001302.LAB	3/11/2020	10:29	4,833.02	0.05	0.00	0.03	0.09	-42.26	149.83	0.98
INLET #1_001303.LAB	3/11/2020	10:30	4,803.12	0.42	0.00	0.02	0.09	-41.80	149.86	0.98
INLET #1_001304.LAB	3/11/2020	10:31	4,735.08	0.95	0.00	0.02	0.08	-44.83	149.87	0.98
INLET #1_001305.LAB	3/11/2020	10:32	4,594.76	0.98	0.00	0.03	0.09	-45.87	149.89	0.98
INLET #1_001306.LAB	3/11/2020	10:33	4,411.95	0.57	0.00	0.03	0.09	-49.39	149.89	0.98
INLET #1_001307.LAB	3/11/2020	10:34	4,888.00	0.98	0.00	0.02	0.09	-41.24	149.86	0.98
INLET #1_001308.LAB	3/11/2020	10:35	5,198.91	0.97	0.00	0.02	0.09	-43.12	149.89	0.98
INLET #1_001309.LAB	3/11/2020	10:36	5,345.04	0.43	0.00	0.02	0.07	-40.29	149.89	0.98
INLET #1_001310.LAB	3/11/2020	10:37	5,429.92	1.15	0.00	0.02	0.06	-38.74	149.90	0.98
INLET #1_001311.LAB	3/11/2020	10:38	5,390.43	0.40	0.00	0.02	0.07	-40.10	149.85	0.98
INLET #1_001312.LAB	3/11/2020	10:39	5,336.30	0.51	0.00	0.02	0.07	-40.88	149.85	0.98
INLET #1_001313.LAB	3/11/2020	10:40	5,331.05	0.63	0.00	0.02	0.07	-41.61	149.91	0.98
INLET #1_001314.LAB	3/11/2020	10:41	5,362.68	0.82	0.00	0.02	0.06	-40.28	149.93	0.98
INLET #1_001315.LAB	3/11/2020	10:42	5,430.42	1.21	0.00	0.02	0.07	-37.71	149.91	0.98
INLET #1_001316.LAB	3/11/2020	10:43	5,406.42	0.14	0.00	0.02	0.08	-39.98	149.91	0.98

Spectrum	Date	Time	Ethylene o	METHANE	CO2% 150	H2O% 150	SULFUR H	ETHYLENE	Temp (C)	Pressure (Atm)
INLET #1_001317.LAB	3/11/2020	10:44	5,383.94	0.52	0.00	0.02	0.07	-39.38	149.89	0.98
INLET #1_001318.LAB	3/11/2020	10:45	5,028.11	0.52	0.00	0.02	0.09	-43.13	149.88	0.98
INLET #1_001319.LAB	3/11/2020	10:46	4,679.36	0.66	0.00	0.02	0.09	-45.61	149.85	0.98
INLET #1_001320.LAB	3/11/2020	10:47	4,464.86	1.08	0.00	0.02	0.09	-48.22	149.90	0.98
INLET #1_001321.LAB	3/11/2020	10:48	4,348.98	0.88	0.00	0.03	0.09	-50.30	149.91	0.98
INLET #1_001322.LAB	3/11/2020	10:49	4,247.62	0.86	0.00	0.03	0.10	-50.81	149.90	0.98
INLET #1_001323.LAB	3/11/2020	10:50	4,162.92	0.76	0.00	0.03	0.09	-53.85	149.93	0.98
INLET #1_001324.LAB	3/11/2020	10:51	4,112.21	0.88	0.00	0.03	0.09	-52.74	149.90	0.98
INLET #1_001325.LAB	3/11/2020	10:52	4,093.29	0.68	0.00	0.03	0.09	-56.07	149.91	0.98
INLET #1_001326.LAB	3/11/2020	10:53	4,062.36	0.45	0.00	0.03	0.09	-55.18	149.87	0.98
INLET #1_001327.LAB	3/11/2020	10:54	4,042.15	0.38	0.00	0.03	0.09	-62.60	149.85	0.98
INLET #1_001328.LAB	3/11/2020	10:55	3,981.71	3.60	0.00	0.06	-0.01	5.86	149.85	0.98
INLET #1_001329.LAB	3/11/2020	10:56	4,174.44	0.58	0.00	0.03	0.10	-57.97	149.86	0.98
INLET #1_001330.LAB	3/11/2020	10:57	4,258.23	0.37	0.00	0.03	0.09	-51.19	149.91	0.98
INLET #1_001331.LAB	3/11/2020	10:58	4,286.72	0.66	0.00	0.03	0.09	-52.60	149.85	0.98
INLET #1_001332.LAB	3/11/2020	10:59	4,301.90	0.78	0.00	0.03	0.09	-51.66	149.84	0.98
INLET #1_001333.LAB	3/11/2020	11:00	4,255.69	0.93	0.00	0.03	0.09	-52.84	149.81	0.98
INLET #1_001334.LAB	3/11/2020	11:01	4,214.84	0.34	0.00	0.03	0.09	-49.63	149.82	0.98
INLET #1_001335.LAB	3/11/2020	11:02	4,333.60	0.96	0.00	0.03	0.10	-49.33	149.82	0.98
INLET #1_001336.LAB	3/11/2020	11:03	4,859.21	0.53	0.00	0.03	0.08	-44.27	149.85	0.98
INLET #1_001337.LAB	3/11/2020	11:04	5,383.43	0.84	0.00	0.02	0.06	-39.84	149.87	0.98
INLET #1_001338.LAB	3/11/2020	11:05	5,768.66	0.73	0.00	0.04	0.03	-27.18	149.86	0.98
INLET #1_001339.LAB	3/11/2020	11:06	6,152.29	0.03	0.00	0.04	-0.01	-28.90	149.84	0.98
INLET #1_001340.LAB	3/11/2020	11:07	6,362.72	0.62	0.00	0.04	-0.04	-22.67	149.87	0.98
INLET #1_001341.LAB	3/11/2020	11:08	6,465.82	1.25	0.00	0.04	-0.04	-24.14	149.84	0.98
INLET #1_001342.LAB	3/11/2020	11:09	6,536.79	0.23	0.00	0.04	-0.05	-21.69	149.82	0.98
INLET #1_001343.LAB	3/11/2020	11:10	6,321.37	0.90	0.00	0.04	-0.03	-22.30	149.86	0.98
INLET #1_001344.LAB	3/11/2020	11:11	5,526.43	0.81	0.00	0.02	0.06	-38.48	149.86	0.98
INLET #1_001345.LAB	3/11/2020	11:12	4,961.16	0.92	0.00	0.02	0.10	-46.12	149.85	0.98
INLET #1_001346.LAB	3/11/2020	11:13	4,656.04	0.87	0.00	0.02	0.09	-45.77	149.85	0.98
INLET #1_001347.LAB	3/11/2020	11:14	4,475.63	0.67	0.00	0.02	0.10	-49.40	149.88	0.98
INLET #1_001348.LAB	3/11/2020	11:15	4,331.98	0.62	0.00	0.02	0.09	-52.49	149.81	0.98
INLET #1_001349.LAB	3/11/2020	11:16	4,241.96	0.92	0.00	0.03	0.10	-53.20	149.82	0.98
INLET #1_001350.LAB	3/11/2020	11:17	4,156.55	0.69	0.00	0.02	0.09	-54.54	149.84	0.98
INLET #1_001351.LAB	3/11/2020	11:18	4,163.74	0.67	0.00	0.03	0.09	-54.35	149.87	0.98
INLET #1_001352.LAB	3/11/2020	11:19	4,164.20	0.69	0.00	0.03	0.09	-53.75	149.87	0.98
INLET #1_001353.LAB	3/11/2020	11:20	4,143.96	0.72	0.00	0.03	0.08	-62.54	149.83	0.98
INLET #1_001354.LAB	3/11/2020	11:21	4,164.25	0.08	0.00	0.03	0.09	-53.24	149.80	0.98
INLET #1_001355.LAB	3/11/2020	11:22	4,365.79	0.63	0.00	0.02	0.09	-51.96	149.79	0.98
INLET #1_001356.LAB	3/11/2020	11:23	4,489.13	0.83	0.00	0.03	0.10	-48.80	149.88	0.98
INLET #1_001357.LAB	3/11/2020	11:24	4,520.74	0.91	0.00	0.02	0.09	-52.43	149.84	0.98
INLET #1_001358.LAB	3/11/2020	11:25	4,571.89	0.42	0.00	0.02	0.10	-45.64	149.85	0.98
INLET #1_001359.LAB	3/11/2020	11:26	4,641.51	0.92	0.00	0.03	0.08	-45.65	149.83	0.98
INLET #1_001360.LAB	3/11/2020	11:27	4,718.65	0.74	0.00	0.02	0.09	-47.17	149.85	0.98
INLET #1_001361.LAB	3/11/2020	11:28	4,835.42	0.72	0.00	0.02	0.08	-43.95	149.81	0.98
INLET #1_001362.LAB	3/11/2020	11:29	4,919.91	1.09	0.00	0.02	0.09	-41.65	149.77	0.98
INLET #1_001363.LAB	3/11/2020	11:30	4,967.38	0.71	0.00	0.02	0.08	-42.65	149.84	0.98
INLET #1_001364.LAB	3/11/2020	11:31	5,020.00	0.41	0.00	0.02	0.09	-42.32	149.80	0.98
INLET #1_001365.LAB	3/11/2020	11:32	5,090.74	0.59	0.00	0.02	0.09	-47.89	149.81	0.98
INLET #1_001366.LAB	3/11/2020	11:33	4,857.57	0.95	0.00	0.02	0.10	-45.96	149.85	0.98
INLET #1_001367.LAB	3/11/2020	11:34	4,454.71	0.25	0.00	0.02	0.09	-48.73	149.84	0.98
INLET #1_001368.LAB	3/11/2020	11:35	4,217.05	0.76	0.00	0.02	0.09	-53.36	149.84	0.98
INLET #1_001369.LAB	3/11/2020	11:36	4,073.57	0.48	0.00	0.02	0.09	-64.00	149.81	0.98
INLET #1_001370.LAB	3/11/2020	11:37	3,964.49	3.89	0.00	0.06	-0.01	-10.01	149.87	0.98
INLET #1_001371.LAB	3/11/2020	11:38	3,928.18	3.67	0.00	0.06	-0.02	20.46	149.80	0.98
INLET #1_001372.LAB	3/11/2020	11:39	3,897.04	3.98	0.00	0.05	-0.02	-3.80	149.82	0.98
INLET #1_001373.LAB	3/11/2020	11:40	3,897.33	3.63	0.00	0.06	-0.02	-4.51	149.82	0.98
INLET #1_001374.LAB	3/11/2020	11:41	3,867.28	4.22	0.00	0.06	-0.02	0.58	149.81	0.98
INLET #1_001375.LAB	3/11/2020	11:42	3,834.22	3.52	0.00	0.06	-0.02	7.09	149.82	0.98
INLET #1_001376.LAB	3/11/2020	11:43	3,810.65	3.25	0.00	0.06	-0.02	6.66	149.80	0.98
INLET #1_001377.LAB	3/11/2020	11:44	3,854.92	3.69	0.00	0.06	-0.02	-11.29	149.84	0.98
INLET #1_001378.LAB	3/11/2020	11:45	3,937.52	3.92	0.00	0.06	-0.02	-10.78	149.80	0.98
INLET #1_001379.LAB	3/11/2020	11:46	3,932.18	4.07	0.00	0.06	-0.02	1.79	149.83	0.98
INLET #1_001380.LAB	3/11/2020	11:47	3,942.11	3.95	0.00	0.06	-0.02	-3.86	149.85	0.98
INLET #1_001381.LAB	3/11/2020	11:48	3,956.94	3.84	0.00	0.06	-0.02	-2.60	149.88	0.98
INLET #1_001382.LAB	3/11/2020	11:49	3,971.99	3.54	0.00	0.06	-0.02	-2.09	149.88	0.98
INLET #1_001383.LAB	3/11/2020	11:50	4,090.47	0.89	0.00	0.03	0.09	-64.90	149.88	0.98
INLET #1_001384.LAB	3/11/2020	11:51	4,392.02	1.31	0.00	0.02	0.09	-51.55	149.87	0.98
INLET #1_001385.LAB	3/11/2020	11:52	4,666.96	1.06	0.00	0.03	0.10	-48.64	149.90	0.98
INLET #1_001386.LAB	3/11/2020	11:53	4,839.84	1.02	0.00	0.02	0.10	-45.30	149.91	0.98
INLET #1_001387.LAB	3/11/2020	11:54	4,986.43	0.79	0.00	0.02	0.09	-40.62	149.87	0.98
INLET #1_001388.LAB	3/11/2020	11:55	5,241.93	1.20	0.00	0.02	0.08	-45.30	149.87	0.98
INLET #1_001389.LAB	3/11/2020	11:56	5,438.31	0.94	0.00	0.01	0.08	-40.43	149.85	0.98
INLET #1_001390.LAB	3/11/2020	11:57	5,528.51	1.24	0.00	0.02	0.06	-40.47	149.85	0.98
INLET #1_001391.LAB	3/11/2020	11:58	5,531.12	0.22	0.00	0.02	0.06	-38.60	149.88	0.98

Spectrum	Date	Time	Ethylene o	METHANE	CO2% 150(	H2O% 150(	SULFUR H	ETHYLENE	Temp (C)	Pressure (Atm)
INLET #1_001392.LAB	3/11/2020	11:59	5,045.49	0.83	0.00	0.02	0.09	-44.29	149.92	0.98
INLET #1_001393.LAB	3/11/2020	12:00	4,520.06	0.95	0.00	0.03	0.10	-47.36	149.88	0.98
INLET #1_001394.LAB	3/11/2020	12:01	4,200.52	0.85	0.00	0.03	0.09	-54.32	149.92	0.98
INLET #1_001395.LAB	3/11/2020	12:02	4,043.31	0.68	0.00	0.03	0.09	-53.92	149.88	0.98
INLET #1_001396.LAB	3/11/2020	12:03	3,914.21	3.67	0.00	0.06	-0.02	2.74	149.94	0.98
INLET #1_001397.LAB	3/11/2020	12:04	3,807.55	3.82	0.00	0.06	-0.02	-0.09	149.93	0.98
INLET #1_001398.LAB	3/11/2020	12:05	3,723.16	3.50	0.00	0.06	-0.02	-5.95	149.92	0.98
INLET #1_001399.LAB	3/11/2020	12:06	3,689.89	3.42	0.00	0.06	-0.01	-8.36	149.87	0.98
INLET #1_001400.LAB	3/11/2020	12:07	3,714.84	3.73	0.00	0.06	-0.02	-5.72	149.84	0.98
INLET #1_001401.LAB	3/11/2020	12:08	3,698.10	3.74	0.00	0.06	-0.02	-3.15	149.79	0.98
INLET #1_001402.LAB	3/11/2020	12:09	3,711.53	4.02	0.00	0.06	-0.02	-19.03	149.78	0.98
INLET #1_001403.LAB	3/11/2020	12:10	3,894.56	3.69	0.00	0.07	-0.03	0.12	149.73	0.98
INLET #1_001404.LAB	3/11/2020	12:11	3,993.55	3.77	0.00	0.06	-0.02	5.12	149.71	0.98
INLET #1_001405.LAB	3/11/2020	12:12	4,034.34	0.70	0.00	0.03	0.09	-57.78	149.74	0.98
INLET #1_001406.LAB	3/11/2020	12:13	4,076.72	0.67	0.00	0.03	0.09	-53.66	149.76	0.98
INLET #1_001407.LAB	3/11/2020	12:14	4,115.60	0.84	0.00	0.03	0.09	-57.88	149.76	0.98
INLET #1_001408.LAB	3/11/2020	12:15	4,160.81	0.80	0.00	0.03	0.09	-53.23	149.77	0.98
INLET #1_001409.LAB	3/11/2020	12:16	4,197.90	0.66	0.00	0.03	0.09	-54.99	149.76	0.98
INLET #1_001410.LAB	3/11/2020	12:17	4,275.27	0.65	0.00	0.03	0.09	-52.31	149.75	0.98
INLET #1_001411.LAB	3/11/2020	12:18	4,365.52	0.52	0.00	0.02	0.09	-54.83	149.75	0.98
INLET #1_001412.LAB	3/11/2020	12:19	4,386.89	0.65	0.00	0.03	0.09	-53.20	149.80	0.98
INLET #1_001413.LAB	3/11/2020	12:20	4,405.56	0.87	0.00	0.03	0.09	-49.99	149.80	0.98
INLET #1_001414.LAB	3/11/2020	12:21	4,186.10	0.44	0.00	0.03	0.08	-52.58	149.81	0.98
INLET #1_001415.LAB	3/11/2020	12:22	3,867.22	3.55	0.00	0.06	-0.02	-0.44	149.77	0.98
INLET #1_001416.LAB	3/11/2020	12:23	3,677.66	3.75	0.00	0.06	-0.01	-4.80	149.77	0.98
INLET #1_001417.LAB	3/11/2020	12:24	3,587.96	3.42	0.00	0.06	-0.02	-11.93	149.79	0.98
INLET #1_001418.LAB	3/11/2020	12:25	3,503.51	3.48	0.00	0.06	-0.01	-12.77	149.78	0.98
INLET #1_001419.LAB	3/11/2020	12:26	3,430.95	3.49	0.00	0.06	-0.01	-18.73	149.82	0.98
INLET #1_001420.LAB	3/11/2020	12:27	3,381.07	3.16	0.00	0.06	-0.01	-16.66	149.85	0.98
INLET #1_001421.LAB	3/11/2020	12:28	3,338.03	3.42	0.00	0.06	-0.02	-25.03	149.80	0.98
INLET #1_001422.LAB	3/11/2020	12:29	3,343.67	2.94	0.00	0.05	-0.01	-24.49	149.82	0.98
INLET #1_001423.LAB	3/11/2020	12:30	3,349.23	3.30	0.00	0.06	-0.01	-20.86	149.87	0.98
INLET #1_001424.LAB	3/11/2020	12:31	3,409.81	3.44	0.00	0.06	-0.02	-22.10	149.81	0.98
INLET #1_001425.LAB	3/11/2020	12:32	3,712.35	3.85	0.00	0.06	-0.02	-9.72	149.77	0.98
INLET #1_001426.LAB	3/11/2020	12:33	4,027.83	0.52	0.00	0.03	0.09	-63.91	149.78	0.98
INLET #1_001427.LAB	3/11/2020	12:34	4,267.53	0.65	0.00	0.03	0.09	-53.43	149.82	0.98
INLET #1_001428.LAB	3/11/2020	12:35	4,519.20	0.84	0.00	0.03	0.08	-53.59	149.81	0.98
INLET #1_001429.LAB	3/11/2020	12:36	4,723.06	0.90	0.00	0.03	0.10	-48.61	149.82	0.98
INLET #1_001430.LAB	3/11/2020	12:37	4,828.45	1.17	0.00	0.02	0.08	-47.42	149.87	0.98
INLET #1_001431.LAB	3/11/2020	12:38	4,899.56	0.72	0.00	0.02	0.08	-47.96	149.82	0.98
INLET #1_001432.LAB	3/11/2020	12:39	4,707.74	0.64	0.00	0.03	0.09	-46.62	149.81	0.98
INLET #1_001433.LAB	3/11/2020	12:40	4,365.85	0.87	0.00	0.03	0.09	-48.48	149.83	0.98
INLET #1_001434.LAB	3/11/2020	12:41	4,127.78	0.80	0.00	0.02	0.09	-54.69	149.80	0.98
INLET #1_001435.LAB	3/11/2020	12:42	4,004.23	0.34	0.00	0.03	0.09	-64.52	149.79	0.98
INLET #1_001436.LAB	3/11/2020	12:43	3,947.83	3.84	0.00	0.06	-0.02	-10.12	149.81	0.98
INLET #1_001437.LAB	3/11/2020	12:44	3,845.96	3.91	0.00	0.06	-0.02	-6.53	149.82	0.98
INLET #1_001438.LAB	3/11/2020	12:45	3,760.78	3.34	0.00	0.06	-0.01	11.56	149.83	0.98
INLET #1_001439.LAB	3/11/2020	12:46	3,649.96	3.50	0.00	0.06	-0.01	-7.56	149.89	0.98
INLET #1_001440.LAB	3/11/2020	12:47	3,542.23	3.45	0.00	0.06	-0.01	-13.23	149.89	0.98
INLET #1_001441.LAB	3/11/2020	12:48	3,453.21	3.44	0.00	0.06	-0.01	-16.87	149.82	0.98
INLET #1_001442.LAB	3/11/2020	12:49	3,388.41	3.25	0.00	0.06	-0.01	-16.88	149.82	0.98
INLET #1_001443.LAB	3/11/2020	12:50	3,431.11	3.33	0.00	0.06	-0.01	-19.36	149.81	0.98
INLET #1_001444.LAB	3/11/2020	12:51	3,684.19	3.35	0.00	0.06	-0.01	-10.50	149.79	0.98
INLET #1_001445.LAB	3/11/2020	12:52	3,782.68	3.68	0.00	0.06	-0.01	-11.11	149.83	0.98
INLET #1_001446.LAB	3/11/2020	12:53	3,782.52	3.90	0.00	0.06	-0.02	-5.14	149.84	0.98
INLET #1_001447.LAB	3/11/2020	12:54	3,799.10	3.47	0.00	0.06	-0.01	5.41	149.84	0.98
INLET #1_001448.LAB	3/11/2020	12:55	3,820.76	3.66	0.00	0.06	-0.02	0.62	149.80	0.98
INLET #1_001449.LAB	3/11/2020	12:56	3,844.83	3.54	0.00	0.06	-0.01	-0.79	149.82	0.98
INLET #1_001450.LAB	3/11/2020	12:57	3,888.32	3.95	0.00	0.06	-0.02	-12.92	149.81	0.98
INLET #1_001451.LAB	3/11/2020	12:58	3,948.90	3.89	0.00	0.06	-0.02	-5.35	149.85	0.98
INLET #1_001452.LAB	3/11/2020	12:59	4,002.57	3.57	0.00	0.06	-0.02	-0.42	149.83	0.98
INLET #1_001453.LAB	3/11/2020	13:00	4,048.89	0.57	0.00	0.03	0.10	-52.18	149.80	0.98
INLET #1_001454.LAB	3/11/2020	13:01	4,028.95	0.61	0.00	0.03	0.09	-52.91	149.83	0.98
INLET #1_001455.LAB	3/11/2020	13:02	3,837.67	3.93	0.00	0.06	-0.02	-8.34	149.91	0.98
INLET #1_001456.LAB	3/11/2020	13:03	3,658.54	3.86	0.00	0.06	-0.01	-8.19	149.84	0.98
INLET #1_001457.LAB	3/11/2020	13:04	3,534.01	3.50	0.00	0.06	-0.01	-21.46	149.80	0.98
INLET #1_001458.LAB	3/11/2020	13:05	3,478.26	3.37	0.00	0.06	-0.01	-17.10	149.81	0.98
INLET #1_001459.LAB	3/11/2020	13:06	3,391.71	3.24	0.00	0.06	-0.01	-24.30	149.81	0.98
INLET #1_001460.LAB	3/11/2020	13:07	3,322.29	3.70	0.00	0.04	-0.01	-32.14	149.82	0.98
INLET #1_001461.LAB	3/11/2020	13:08	3,258.22	3.55	0.00	0.04	-0.01	-31.49	149.83	0.98
INLET #1_001462.LAB	3/11/2020	13:09	3,219.87	3.25	0.00	0.04	-0.01	-33.30	149.86	0.98
INLET #1_001463.LAB	3/11/2020	13:10	3,178.43	3.17	0.00	0.04	-0.01	-34.92	149.88	0.98
INLET #1_001464.LAB	3/11/2020	13:11	3,130.69	3.49	0.00	0.04	-0.01	-36.33	149.85	0.98
INLET #1_001465.LAB	3/11/2020	13:12	3,105.94	3.50	0.00	0.05	-0.01	-37.94	149.86	0.98
INLET #1_001466.LAB	3/11/2020	13:13	3,212.65	3.46	0.00	0.04	-0.01	-35.01	149.86	0.98

Spectrum	Date	Time	Ethylene o	METHANE	CO2% 150	H2O% 150	SULFUR H	ETHYLENE	Temp (C)	Pressure (Atm)
INLET #1_001467.LAB	3/11/2020	13:14	3,282.49	3.54	0.00	0.04	-0.01	-32.77	149.84	0.98
INLET #1_001468.LAB	3/11/2020	13:15	3,458.68	3.56	0.00	0.06	-0.01	-24.37	149.84	0.98
INLET #1_001469.LAB	3/11/2020	13:16	3,546.57	3.62	0.00	0.07	-0.01	-27.19	149.85	0.98
INLET #1_001470.LAB	3/11/2020	13:17	3,558.13	3.71	0.00	0.06	-0.01	-27.29	149.82	0.98
INLET #1_001471.LAB	3/11/2020	13:18	3,571.66	3.79	0.00	0.06	-0.01	-27.62	149.82	0.98
INLET #1_001472.LAB	3/11/2020	13:19	3,564.55	3.76	0.00	0.06	-0.01	-28.90	149.82	0.98
INLET #1_001473.LAB	3/11/2020	13:20	3,588.05	3.60	0.00	0.07	-0.01	-28.37	149.85	0.98
INLET #1_001474.LAB	3/11/2020	13:21	3,843.00	3.57	0.00	0.07	-0.02	-9.49	149.85	0.98
INLET #1_001475.LAB	3/11/2020	13:22	3,925.38	4.19	0.00	0.07	-0.01	-14.99	149.79	0.98
INLET #1_001476.LAB	3/11/2020	13:23	3,953.59	3.75	0.00	0.07	-0.02	-13.96	149.81	0.98
INLET #1_001477.LAB	3/11/2020	13:24	3,904.56	4.12	0.00	0.07	-0.02	-15.86	149.82	0.98
INLET #1_001478.LAB	3/11/2020	13:25	3,797.14	3.77	0.00	0.07	-0.01	-20.12	149.80	0.98
INLET #1_001479.LAB	3/11/2020	13:26	3,688.90	3.83	0.00	0.07	-0.01	-24.15	149.82	0.98
INLET #1_001480.LAB	3/11/2020	13:27	3,645.82	3.60	0.00	0.07	-0.01	-22.36	149.82	0.98
INLET #1_001481.LAB	3/11/2020	13:28	4,511.75	1.17	0.00	0.05	0.10	-61.84	149.84	0.98
INLET #1_001482.LAB	3/11/2020	13:29	4,418.64	1.00	0.00	0.06	0.11	-52.18	149.85	0.98
INLET #1_001483.LAB	3/11/2020	13:30	4,366.11	1.34	0.00	0.05	0.10	-49.83	149.81	0.98
INLET #1_001484.LAB	3/11/2020	13:31	4,319.44	1.65	0.00	0.06	0.09	-49.92	149.81	0.98
INLET #1_001485.LAB	3/11/2020	13:32	4,247.76	1.30	0.00	0.06	0.10	-53.85	149.80	0.98
INLET #1_001486.LAB	3/11/2020	13:33	4,186.92	1.38	0.00	0.06	0.10	-52.82	149.75	0.98
INLET #1_001487.LAB	3/11/2020	13:34	4,214.05	1.19	0.00	0.06	0.09	-53.00	149.79	0.98
INLET #1_001488.LAB	3/11/2020	13:35	4,629.33	2.27	0.00	0.06	0.09	-46.96	149.82	0.98
INLET #1_001489.LAB	3/11/2020	13:36	4,778.16	1.70	0.00	0.05	0.10	-40.60	149.78	0.98
INLET #1_001490.LAB	3/11/2020	13:37	4,743.60	2.16	0.00	0.06	0.10	-41.10	149.79	0.98
INLET #1_001491.LAB	3/11/2020	13:38	4,724.33	2.21	0.00	0.06	0.10	-47.33	149.80	0.98
INLET #1_001492.LAB	3/11/2020	13:39	4,726.84	2.37	0.00	0.06	0.10	-40.03	149.82	0.98
INLET #1_001493.LAB	3/11/2020	13:40	4,717.19	2.07	0.00	0.06	0.11	-41.25	149.80	0.98
INLET #1_001494.LAB	3/11/2020	13:41	4,709.76	2.00	0.00	0.06	0.11	-41.20	149.81	0.98
INLET #1_001495.LAB	3/11/2020	13:42	4,735.28	2.14	0.00	0.06	0.11	-41.41	149.83	0.98
INLET #1_001496.LAB	3/11/2020	13:43	4,758.99	1.35	0.00	0.06	0.11	-39.47	149.82	0.98
INLET #1_001497.LAB	3/11/2020	13:44	4,796.68	1.18	0.00	0.06	0.10	-48.85	149.79	0.98
INLET #1_001498.LAB	3/11/2020	13:45	4,786.83	1.45	0.00	0.06	0.10	-38.00	149.83	0.98
INLET #1_001499.LAB	3/11/2020	13:46	4,654.30	1.21	0.00	0.06	0.11	-48.44	149.80	0.98
INLET #1_001500.LAB	3/11/2020	13:47	4,531.51	1.62	0.00	0.06	0.10	-54.03	149.82	0.98
INLET #1_001501.LAB	3/11/2020	13:48	4,436.55	1.21	0.00	0.07	0.10	-43.82	149.78	0.98
INLET #1_001502.LAB	3/11/2020	13:49	4,344.65	1.50	0.00	0.06	0.10	-51.25	149.80	0.98
INLET #1_001503.LAB	3/11/2020	13:50	4,237.45	1.48	0.00	0.06	0.10	-51.64	149.80	0.98
INLET #1_001504.LAB	3/11/2020	13:51	4,261.81	1.08	0.00	0.07	0.10	-53.17	149.83	0.98
INLET #1_001505.LAB	3/11/2020	13:52	4,238.73	0.79	0.00	0.06	0.10	-53.55	149.82	0.98
INLET #1_001506.LAB	3/11/2020	13:53	4,210.65	1.15	0.00	0.06	0.10	-51.93	149.80	0.98
INLET #1_001507.LAB	3/11/2020	13:54	4,175.53	1.95	0.00	0.06	0.10	-55.37	149.82	0.98
INLET #1_001508.LAB	3/11/2020	13:55	4,148.10	2.17	0.00	0.06	0.10	-54.36	149.80	0.98
INLET #1_001509.LAB	3/11/2020	13:56	4,138.90	1.86	0.00	0.07	0.10	-53.46	149.79	0.98
INLET #1_001510.LAB	3/11/2020	13:57	4,292.70	1.91	0.00	0.07	0.10	-52.69	149.79	0.98
INLET #1_001511.LAB	3/11/2020	13:58	4,379.18	1.29	0.00	0.07	0.10	-53.30	149.82	0.98
INLET #1_001512.LAB	3/11/2020	13:59	4,391.07	1.41	0.00	0.07	0.10	-55.03	149.81	0.98
INLET #1_001513.LAB	3/11/2020	14:00	4,386.56	1.76	0.00	0.06	0.10	-42.57	149.76	0.98
INLET #1_001514.LAB	3/11/2020	14:01	4,394.41	1.73	0.00	0.07	0.10	-44.09	149.81	0.98
INLET #1_001515.LAB	3/11/2020	14:02	4,395.22	1.59	0.00	0.07	0.10	-43.40	149.82	0.98
INLET #1_001516.LAB	3/11/2020	14:03	4,368.16	1.89	0.00	0.07	0.10	-43.29	149.81	0.98
INLET #1_001517.LAB	3/11/2020	14:04	4,351.16	1.74	0.00	0.07	0.09	-43.07	149.78	0.98
INLET #1_001518.LAB	3/11/2020	14:05	4,367.09	1.52	0.00	0.07	0.10	-42.78	149.79	0.98
INLET #1_001519.LAB	3/11/2020	14:06	4,384.14	1.64	0.00	0.07	0.11	-44.06	149.81	0.98
INLET #1_001520.LAB	3/11/2020	14:07	4,419.38	1.07	0.00	0.07	0.10	-44.08	149.84	0.98
INLET #1_001521.LAB	3/11/2020	14:08	4,334.67	1.31	0.00	0.06	0.11	-44.90	149.81	0.98
INLET #1_001522.LAB	3/11/2020	14:09	4,254.42	1.56	0.00	0.07	0.11	-53.10	149.79	0.98
INLET #1_001523.LAB	3/11/2020	14:10	4,154.00	1.24	0.00	0.07	0.11	-53.28	149.78	0.98
INLET #1_001524.LAB	3/11/2020	14:11	4,077.00	2.06	0.00	0.07	0.10	-54.41	149.76	0.98
INLET #1_001525.LAB	3/11/2020	14:12	3,978.39	4.24	0.00	0.10	-0.01	-27.08	149.78	0.98
INLET #1_001526.LAB	3/11/2020	14:13	3,912.21	4.17	0.00	0.10	-0.01	-18.90	149.81	0.98
INLET #1_001527.LAB	3/11/2020	14:14	3,882.33	4.93	0.00	0.10	-0.01	-28.26	149.81	0.98
INLET #1_001528.LAB	3/11/2020	14:15	4,362.22	1.10	0.00	0.08	0.09	-42.22	149.79	0.98
INLET #1_001529.LAB	3/11/2020	14:16	5,943.98	2.90	0.00	0.11	0.02	-41.10	149.81	0.98
INLET #1_001530.LAB	3/11/2020	14:17	5,946.65	2.80	0.00	0.11	0.02	-44.65	149.79	0.98
INLET #1_001531.LAB	3/11/2020	14:18	6,236.29	2.64	0.00	0.11	-0.03	-45.10	149.84	0.98
INLET #1_001532.LAB	3/11/2020	14:19	6,268.46	3.37	0.00	0.11	-0.02	-46.50	149.82	0.98
INLET #1_001533.LAB	3/11/2020	14:20	6,235.35	2.49	0.00	0.11	-0.02	-45.71	149.83	0.98
INLET #1_001534.LAB	3/11/2020	14:21	6,265.29	3.06	0.00	0.10	-0.03	-47.59	149.84	0.98
INLET #1_001535.LAB	3/11/2020	14:22	6,282.59	2.67	0.00	0.11	-0.02	-44.61	149.83	0.98
INLET #1_001536.LAB	3/11/2020	14:23	6,276.04	3.08	0.00	0.11	-0.03	-45.79	149.83	0.98
INLET #1_001537.LAB	3/11/2020	14:24	6,285.17	3.04	0.00	0.10	-0.02	-44.44	149.82	0.98
INLET #1_001538.LAB	3/11/2020	14:25	6,304.58	3.69	0.00	0.10	-0.03	-47.50	149.82	0.98
INLET #1_001539.LAB	3/11/2020	14:26	6,335.98	3.00	0.00	0.10	-0.03	-48.78	149.83	0.98
INLET #1_001540.LAB	3/11/2020	14:27	6,407.71	2.27	0.00	0.10	-0.03	-46.73	149.82	0.98
INLET #1_001541.LAB	3/11/2020	14:28	6,406.87	3.32	0.00	0.10	-0.03	-46.40	149.88	0.98

Spectrum	Date	Time	Ethylene o	METHANE	CO2% 150(	H2O% 150(	SULFUR H	ETHYLENE	Temp (C)	Pressure (Atm)
INLET #1_001542.LAB	3/11/2020	14:29	6,213.27	2.50	0.00	0.10	-0.02	-45.57	149.84	0.98
INLET #1_001543.LAB	3/11/2020	14:30	6,105.66	3.09	0.00	0.10	0.00	-41.13	149.83	0.98
INLET #1_001544.LAB	3/11/2020	14:31	5,950.79	3.15	0.00	0.10	0.02	-41.45	149.78	0.98
INLET #1_001545.LAB	3/11/2020	14:32	5,816.83	2.44	0.00	0.11	0.03	-42.07	149.78	0.98
INLET #1_001546.LAB	3/11/2020	14:33	5,621.31	2.58	0.00	0.11	0.06	-41.54	149.79	0.98
INLET #1_001547.LAB	3/11/2020	14:34	5,520.91	1.21	0.00	0.11	0.07	-38.01	149.82	0.98
INLET #1_001548.LAB	3/11/2020	14:35	5,460.05	2.61	0.00	0.11	0.08	-44.03	149.83	0.98
INLET #1_001549.LAB	3/11/2020	14:36	5,417.61	2.21	0.00	0.11	0.08	-41.24	149.81	0.98
INLET #1_001550.LAB	3/11/2020	14:37	5,394.81	2.67	0.00	0.11	0.08	-43.57	149.79	0.98
INLET #1_001551.LAB	3/11/2020	14:38	5,399.69	2.92	0.00	0.11	0.08	-47.02	149.79	0.98
INLET #1_001552.LAB	3/11/2020	14:39	5,424.43	2.32	0.00	0.11	0.08	-45.26	149.81	0.98
INLET #1_001553.LAB	3/11/2020	14:40	5,655.31	2.53	0.00	0.11	0.05	-39.69	149.77	0.98
INLET #1_001554.LAB	3/11/2020	14:41	5,749.01	2.06	0.00	0.11	0.04	-46.04	149.77	0.98
INLET #1_001555.LAB	3/11/2020	14:42	5,763.17	2.00	0.00	0.10	0.03	-42.19	149.76	0.98
INLET #1_001556.LAB	3/11/2020	14:43	5,774.92	2.04	0.00	0.11	0.03	-41.65	149.81	0.98
INLET #1_001557.LAB	3/11/2020	14:44	5,779.22	1.44	0.00	0.10	0.04	-43.05	149.81	0.98
INLET #1_001558.LAB	3/11/2020	14:45	5,768.39	2.14	0.00	0.10	0.04	-42.93	149.76	0.98
INLET #1_001559.LAB	3/11/2020	14:46	5,768.87	1.42	0.00	0.10	0.03	-43.97	149.77	0.98
INLET #1_001560.LAB	3/11/2020	14:47	5,786.84	2.10	0.00	0.11	0.04	-43.16	149.78	0.98
INLET #1_001561.LAB	3/11/2020	14:48	5,814.07	2.70	0.00	0.11	0.04	-44.09	149.80	0.98
INLET #1_001562.LAB	3/11/2020	14:49	5,861.41	2.50	0.00	0.10	0.03	-43.56	149.78	0.98
INLET #1_001563.LAB	3/11/2020	14:50	5,907.35	2.73	0.00	0.10	0.01	-44.89	149.78	0.98
INLET #1_001564.LAB	3/11/2020	14:51	5,758.59	2.36	0.00	0.10	0.04	-44.00	149.80	0.98
INLET #1_001565.LAB	3/11/2020	14:52	5,560.24	2.98	0.00	0.11	0.04	-43.18	149.78	0.98
INLET #1_001566.LAB	3/11/2020	14:53	5,549.15	2.54	0.00	0.11	0.05	-42.33	149.77	0.98
INLET #1_001567.LAB	3/11/2020	14:54	5,417.06	2.51	0.00	0.10	0.07	-44.11	149.77	0.98
INLET #1_001568.LAB	3/11/2020	14:55	5,236.59	2.62	0.00	0.10	0.07	-47.19	149.78	0.98
INLET #1_001569.LAB	3/11/2020	14:56	5,154.03	2.21	0.00	0.11	0.09	-48.00	149.76	0.98
INLET #1_001570.LAB	3/11/2020	14:57	5,099.99	1.76	0.00	0.11	0.09	-48.38	149.77	0.98
INLET #1_001571.LAB	3/11/2020	14:58	5,053.99	2.45	0.00	0.11	0.10	-48.29	149.77	0.98
INLET #1_001572.LAB	3/11/2020	14:59	5,023.69	2.56	0.00	0.11	0.10	-49.20	149.75	0.98
INLET #1_001573.LAB	3/11/2020	15:00	5,026.50	2.79	0.00	0.11	0.10	-49.30	149.80	0.98
INLET #1_001574.LAB	3/11/2020	15:01	5,026.05	2.51	0.00	0.11	0.10	-48.74	149.80	0.98
INLET #1_001575.LAB	3/11/2020	15:02	5,171.27	2.10	0.00	0.11	0.08	-48.50	149.77	0.98
INLET #1_001576.LAB	3/11/2020	15:03	5,304.28	2.86	0.00	0.10	0.08	-48.89	149.75	0.98
INLET #1_001577.LAB	3/11/2020	15:04	5,325.19	2.45	0.00	0.11	0.08	-43.32	149.74	0.98
INLET #1_001578.LAB	3/11/2020	15:05	5,339.38	1.86	0.00	0.10	0.08	-46.75	149.76	0.98
INLET #1_001579.LAB	3/11/2020	15:06	5,334.49	2.36	0.00	0.10	0.08	-41.15	149.78	0.98
INLET #1_001580.LAB	3/11/2020	15:07	5,319.99	2.50	0.00	0.10	0.07	-46.87	149.76	0.98
INLET #1_001581.LAB	3/11/2020	15:08	5,326.64	2.10	0.00	0.11	0.06	-49.63	149.80	0.98
INLET #1_001582.LAB	3/11/2020	15:09	5,334.20	2.26	0.00	0.10	0.08	-46.26	149.82	0.98
INLET #1_001583.LAB	3/11/2020	15:10	5,351.72	2.81	0.00	0.11	0.07	-48.61	149.82	0.98
INLET #1_001584.LAB	3/11/2020	15:11	5,363.80	2.80	0.00	0.10	0.08	-46.08	149.82	0.98
INLET #1_001585.LAB	3/11/2020	15:12	5,403.11	2.75	0.00	0.10	0.07	-47.93	149.81	0.98
INLET #1_001586.LAB	3/11/2020	15:13	5,289.68	2.36	0.00	0.10	0.06	-45.99	149.78	0.98
INLET #1_001587.LAB	3/11/2020	15:14	5,138.69	2.32	0.00	0.11	0.09	-48.38	149.79	0.98
INLET #1_001588.LAB	3/11/2020	15:15	5,060.56	1.90	0.00	0.11	0.10	-51.47	149.78	0.98
INLET #1_001589.LAB	3/11/2020	15:16	4,977.12	2.24	0.00	0.11	0.10	-53.06	149.80	0.98
INLET #1_001590.LAB	3/11/2020	15:17	4,940.67	2.38	0.00	0.11	0.10	-53.73	149.81	0.98
INLET #1_001591.LAB	3/11/2020	15:18	4,914.19	2.16	0.00	0.11	0.09	-52.91	149.80	0.98
INLET #1_001592.LAB	3/11/2020	15:19	4,891.04	1.67	0.00	0.11	0.10	-50.78	149.78	0.98
INLET #1_001593.LAB	3/11/2020	15:20	4,877.26	1.74	0.00	0.11	0.10	-49.31	149.75	0.98
INLET #1_001594.LAB	3/11/2020	15:21	4,864.25	2.09	0.00	0.10	0.10	-49.33	149.79	0.98
INLET #1_001595.LAB	3/11/2020	15:22	4,935.82	2.30	0.00	0.11	0.11	-51.75	149.78	0.98
INLET #1_001596.LAB	3/11/2020	15:23	4,933.30	2.51	0.00	0.11	0.11	-50.54	149.82	0.98
INLET #1_001597.LAB	3/11/2020	15:24	4,971.74	2.43	0.00	0.11	0.09	-51.96	149.81	0.98
INLET #1_001598.LAB	3/11/2020	15:25	5,131.94	2.30	0.00	0.11	0.09	-49.47	149.78	0.98
INLET #1_001599.LAB	3/11/2020	15:26	5,076.63	1.75	0.00	0.11	0.09	-50.59	149.76	0.98
INLET #1_001600.LAB	3/11/2020	15:27	4,985.89	2.29	0.00	0.11	0.10	-51.23	149.76	0.98
INLET #1_001601.LAB	3/11/2020	15:28	4,899.42	2.11	0.00	0.11	0.09	-48.81	149.80	0.98
INLET #1_001602.LAB	3/11/2020	15:29	4,878.90	1.87	0.00	0.10	0.09	-48.20	149.78	0.98
INLET #1_001603.LAB	3/11/2020	15:30	4,876.43	2.30	0.00	0.11	0.10	-49.71	149.79	0.98
INLET #1_001604.LAB	3/11/2020	15:31	4,881.25	2.37	0.00	0.11	0.09	-49.33	149.80	0.98
INLET #1_001605.LAB	3/11/2020	15:32	4,905.85	2.13	0.00	0.11	0.10	-52.34	149.79	0.98
INLET #1_001606.LAB	3/11/2020	15:33	4,925.77	2.60	0.00	0.11	0.11	-51.68	149.78	0.98
INLET #1_001607.LAB	3/11/2020	15:34	4,974.31	1.73	0.00	0.11	0.09	-52.33	149.77	0.98
INLET #1_001608.LAB	3/11/2020	15:35	4,926.21	2.29	0.00	0.10	0.10	-52.72	149.79	0.98
INLET #1_001609.LAB	3/11/2020	15:36	4,770.55	1.99	0.00	0.11	0.10	-52.16	149.78	0.98
INLET #1_001610.LAB	3/11/2020	15:37	4,703.17	2.31	0.00	0.11	0.10	-45.37	149.81	0.98
INLET #1_001611.LAB	3/11/2020	15:38	4,616.33	2.22	0.00	0.10	0.10	-46.01	149.80	0.98
INLET #1_001612.LAB	3/11/2020	15:39	4,570.63	2.62	0.00	0.11	0.09	-43.50	149.82	0.98
INLET #1_001613.LAB	3/11/2020	15:40	4,552.83	2.80	0.00	0.11	0.10	-46.97	149.82	0.98
INLET #1_001614.LAB	3/11/2020	15:41	4,544.33	2.19	0.00	0.11	0.10	-48.01	149.78	0.98
INLET #1_001615.LAB	3/11/2020	15:42	4,535.01	2.06	0.00	0.11	0.10	-49.14	149.83	0.98
INLET #1_001616.LAB	3/11/2020	15:43	4,522.75	1.95	0.00	0.11	0.10	-47.58	149.81	0.98

Spectrum	Date	Time	Ethylene o	METHANE	CO2% 150(	H2O% 150(	SULFUR H	ETHYLENE	Temp (C)	Pressure (Atm)
INLET #1_001617.LAB	3/11/2020	15:44	4,576.65	1.95	0.00	0.11	0.10	-45.43	149.78	0.98
INLET #1_001618.LAB	3/11/2020	15:45	4,585.02	2.10	0.00	0.11	0.10	-44.29	149.78	0.98
INLET #1_001619.LAB	3/11/2020	15:46	4,599.09	1.80	0.00	0.11	0.09	-44.68	149.88	0.98
INLET #1_001620.LAB	3/11/2020	15:47	4,759.03	2.18	0.00	0.11	0.10	-50.45	149.82	0.98
INLET #1_001621.LAB	3/11/2020	15:48	4,845.89	2.10	0.00	0.11	0.10	-48.57	149.82	0.98
INLET #1_001622.LAB	3/11/2020	15:49	4,768.19	2.14	0.00	0.11	0.11	-50.27	149.78	0.98
INLET #1_001623.LAB	3/11/2020	15:50	4,663.09	2.23	0.00	0.11	0.10	-43.78	149.78	0.98
INLET #1_001624.LAB	3/11/2020	15:51	4,636.52	2.28	0.00	0.11	0.10	-44.65	149.78	0.98
INLET #1_001625.LAB	3/11/2020	15:52	4,625.74	2.19	0.00	0.11	0.09	-41.75	149.75	0.98
INLET #1_001626.LAB	3/11/2020	15:53	4,625.20	2.32	0.00	0.11	0.10	-46.93	149.84	0.98
INLET #1_001627.LAB	3/11/2020	15:54	4,636.75	2.15	0.00	0.11	0.10	-43.24	149.88	0.98
INLET #1_001628.LAB	3/11/2020	15:55	4,650.48	2.27	0.00	0.11	0.09	-47.18	149.84	0.98
INLET #1_001629.LAB	3/11/2020	15:56	4,684.94	2.35	0.00	0.11	0.10	-46.16	149.84	0.98
INLET #1_001630.LAB	3/11/2020	15:57	4,687.11	2.23	0.00	0.11	0.10	-47.11	149.90	0.98
INLET #1_001631.LAB	3/11/2020	15:58	4,548.46	2.24	0.00	0.11	0.10	-48.73	149.89	0.98
INLET #1_001632.LAB	3/11/2020	15:59	4,494.63	2.15	0.00	0.11	0.09	-49.07	149.89	0.98
INLET #1_001633.LAB	3/11/2020	16:00	4,426.28	2.01	0.00	0.11	0.09	-48.40	149.90	0.98
INLET #1_001634.LAB	3/11/2020	16:01	4,375.25	1.54	0.00	0.11	0.09	-47.19	149.88	0.98
INLET #1_001635.LAB	3/11/2020	16:02	4,353.95	2.03	0.00	0.11	0.09	-49.01	149.90	0.98
INLET #1_001636.LAB	3/11/2020	16:03	4,343.29	1.90	0.00	0.11	0.10	-48.71	149.86	0.98
INLET #1_001637.LAB	3/11/2020	16:04	4,331.53	2.27	0.00	0.11	0.10	-59.06	149.88	0.98
INLET #1_001638.LAB	3/11/2020	16:05	4,320.07	2.17	0.00	0.11	0.09	-57.87	149.90	0.98
INLET #1_001639.LAB	3/11/2020	16:06	4,352.20	1.80	0.00	0.11	0.09	-48.78	149.86	0.98
INLET #1_001640.LAB	3/11/2020	16:07	4,376.52	1.49	0.00	0.11	0.10	-49.61	149.86	0.98
INLET #1_001641.LAB	3/11/2020	16:08	4,369.93	1.57	0.00	0.11	0.09	-47.77	149.92	0.98
INLET #1_001642.LAB	3/11/2020	16:09	4,474.10	1.69	0.00	0.11	0.09	-48.30	149.88	0.98
INLET #1_001643.LAB	3/11/2020	16:10	4,534.84	1.88	0.00	0.11	0.10	-48.56	149.87	0.98
INLET #1_001644.LAB	3/11/2020	16:11	4,500.71	2.03	0.00	0.11	0.10	-46.36	149.83	0.98
INLET #1_001645.LAB	3/11/2020	16:12	4,415.90	1.92	0.00	0.11	0.09	-49.58	149.85	0.98
INLET #1_001646.LAB	3/11/2020	16:13	4,386.38	1.57	0.00	0.11	0.09	-50.04	149.83	0.98
INLET #1_001647.LAB	3/11/2020	16:14	4,379.73	1.77	0.00	0.11	0.10	-47.38	149.86	0.98
INLET #1_001648.LAB	3/11/2020	16:15	4,377.83	1.79	0.00	0.11	0.09	-48.99	149.87	0.98
INLET #1_001649.LAB	3/11/2020	16:16	4,389.76	1.31	0.00	0.11	0.10	-49.66	149.82	0.98
INLET #1_001650.LAB	3/11/2020	16:17	4,401.49	1.35	0.00	0.11	0.10	-49.65	149.88	0.98
INLET #1_001651.LAB	3/11/2020	16:18	4,426.90	1.39	0.00	0.11	0.10	-49.17	149.89	0.98
INLET #1_001652.LAB	3/11/2020	16:19	4,453.92	1.79	0.00	0.11	0.10	-49.88	149.84	0.98
INLET #1_001653.LAB	3/11/2020	16:20	4,280.37	2.02	0.00	0.11	0.09	-57.34	149.91	0.98
INLET #1_001654.LAB	3/11/2020	16:21	4,121.58	2.00	0.00	0.11	0.09	-57.44	149.87	0.98
INLET #1_001655.LAB	3/11/2020	16:22	4,061.20	1.76	0.00	0.11	0.09	-58.25	149.81	0.98
INLET #1_001656.LAB	3/11/2020	16:23	4,036.80	1.06	0.00	0.11	0.09	-57.65	149.86	0.98
INLET #1_001657.LAB	3/11/2020	16:24	4,024.82	1.50	0.00	0.11	0.09	-58.32	149.81	0.98
INLET #1_001658.LAB	3/11/2020	16:25	4,414.59	1.68	0.00	0.12	0.09	-46.42	149.82	0.98
INLET #1_001659.LAB	3/11/2020	16:26	5,168.07	3.33	0.00	0.14	0.10	-53.12	149.85	0.98
INLET #1_001660.LAB	3/11/2020	16:27	5,176.55	3.15	0.00	0.15	0.09	-55.85	149.86	0.98
INLET #1_001661.LAB	3/11/2020	16:28	5,193.18	2.80	0.00	0.14	0.09	-55.34	149.85	0.98
INLET #1_001662.LAB	3/11/2020	16:29	5,225.47	1.81	0.00	0.14	0.08	-46.63	149.84	0.98
INLET #1_001663.LAB	3/11/2020	16:30	5,241.32	2.80	0.00	0.14	0.08	-48.67	149.84	0.98
INLET #1_001664.LAB	3/11/2020	16:31	5,423.90	2.46	0.00	0.14	0.06	-47.62	149.81	0.98
INLET #1_001665.LAB	3/11/2020	16:32	5,396.75	3.07	0.00	0.15	0.05	-42.97	149.85	0.98
INLET #1_001666.LAB	3/11/2020	16:33	5,270.88	2.19	0.00	0.14	0.07	-46.07	149.84	0.98
INLET #1_001667.LAB	3/11/2020	16:34	5,226.31	3.12	0.00	0.14	0.07	-54.48	149.81	0.98
INLET #1_001668.LAB	3/11/2020	16:35	5,231.41	3.35	0.00	0.14	0.08	-52.18	149.84	0.98
INLET #1_001669.LAB	3/11/2020	16:36	5,235.75	2.97	0.00	0.14	0.08	-50.74	149.82	0.98
INLET #1_001670.LAB	3/11/2020	16:37	5,242.92	3.06	0.00	0.14	0.09	-50.71	149.83	0.98
INLET #1_001671.LAB	3/11/2020	16:38	5,260.78	3.12	0.00	0.14	0.09	-47.06	149.80	0.98
INLET #1_001672.LAB	3/11/2020	16:39	5,290.43	1.95	0.00	0.14	0.08	-46.94	149.85	0.98
INLET #1_001673.LAB	3/11/2020	16:40	5,328.48	1.96	0.00	0.14	0.07	-48.01	149.85	0.98
INLET #1_001674.LAB	3/11/2020	16:41	5,263.87	2.41	0.00	0.14	0.08	-46.15	149.85	0.98
INLET #1_001675.LAB	3/11/2020	16:42	4,985.36	2.13	0.00	0.14	0.10	-54.78	149.84	0.98
INLET #1_001676.LAB	3/11/2020	16:43	4,899.66	1.79	0.00	0.14	0.10	-47.87	149.85	0.98
INLET #1_001677.LAB	3/11/2020	16:44	4,874.46	2.37	0.00	0.14	0.10	-53.67	149.82	0.98
INLET #1_001678.LAB	3/11/2020	16:45	4,861.83	2.42	0.00	0.14	0.10	-52.36	149.82	0.98
INLET #1_001679.LAB	3/11/2020	16:46	4,856.78	2.57	0.00	0.14	0.11	-46.30	149.80	0.98
INLET #1_001680.LAB	3/11/2020	16:47	4,852.14	2.63	0.00	0.15	0.12	-46.85	149.80	0.98
INLET #1_001681.LAB	3/11/2020	16:48	4,843.40	2.48	0.00	0.15	0.11	-45.87	149.84	0.98
INLET #1_001682.LAB	3/11/2020	16:49	4,841.35	2.55	0.00	0.14	0.10	-46.89	149.85	0.98
INLET #1_001683.LAB	3/11/2020	16:50	4,845.59	3.00	0.00	0.14	0.10	-46.50	149.83	0.98
INLET #1_001684.LAB	3/11/2020	16:51	4,873.59	2.56	0.00	0.14	0.10	-52.49	149.80	0.98
INLET #1_001685.LAB	3/11/2020	16:52	4,866.62	2.72	0.00	0.14	0.10	-53.36	149.82	0.98
INLET #1_001686.LAB	3/11/2020	16:53	5,090.26	2.20	0.00	0.14	0.10	-51.88	149.80	0.98
INLET #1_001687.LAB	3/11/2020	16:54	5,165.78	2.10	0.00	0.14	0.10	-49.97	149.81	0.98
INLET #1_001688.LAB	3/11/2020	16:55	5,210.65	1.16	0.00	0.14	0.09	-50.21	149.83	0.98
INLET #1_001689.LAB	3/11/2020	16:56	5,256.10	2.25	0.00	0.13	0.09	-47.59	149.84	0.98
INLET #1_001690.LAB	3/11/2020	16:57	5,294.44	2.64	0.00	0.14	0.08	-48.70	149.85	0.98
INLET #1_001691.LAB	3/11/2020	16:58	5,334.57	3.24	0.00	0.14	0.07	-47.64	149.83	0.98

Spectrum	Date	Time	Ethylene o	METHANE	CO2% 150	H2O% 150	SULFUR H	ETHYLENE	Temp (C)	Pressure (Atm)
INLET #1_001692.LAB	3/11/2020	16:59	5,384.28	3.08	0.00	0.13	0.08	-42.36	149.83	0.98
INLET #1_001693.LAB	3/11/2020	17:00	5,442.01	2.19	0.00	0.13	0.07	-45.37	149.84	0.98
INLET #1_001694.LAB	3/11/2020	17:01	5,508.15	2.35	0.00	0.13	0.07	-46.30	149.79	0.98
INLET #1_001695.LAB	3/11/2020	17:02	5,510.71	2.47	0.00	0.13	0.07	-46.01	149.81	0.98
INLET #1_001696.LAB	3/11/2020	17:03	5,599.57	2.74	0.00	0.13	0.04	-45.96	149.82	0.98
INLET #1_001697.LAB	3/11/2020	17:04	5,622.27	2.18	0.00	0.13	0.04	-45.41	149.81	0.98
INLET #1_001698.LAB	3/11/2020	17:05	5,625.69	2.19	0.00	0.13	0.04	-45.12	149.85	0.98
INLET #1_001699.LAB	3/11/2020	17:06	5,626.32	2.75	0.00	0.13	0.02	-47.03	149.80	0.98
INLET #1_001700.LAB	3/11/2020	17:07	5,619.28	2.52	0.00	0.13	0.03	-45.42	149.79	0.98
INLET #1_001701.LAB	3/11/2020	17:08	5,806.00	2.78	0.00	0.13	0.03	-44.99	149.75	0.98
INLET #1_001702.LAB	3/11/2020	17:09	5,590.20	2.83	0.00	0.13	0.02	-48.39	149.78	0.98
INLET #1_001703.LAB	3/11/2020	17:10	5,569.35	2.21	0.00	0.13	0.05	-48.90	149.78	0.98
INLET #1_001704.LAB	3/11/2020	17:11	5,552.25	1.40	0.00	0.13	0.06	-45.53	149.80	0.98
INLET #1_001705.LAB	3/11/2020	17:12	5,531.43	1.87	0.00	0.13	0.06	-47.70	149.80	0.98
INLET #1_001706.LAB	3/11/2020	17:13	5,610.70	2.62	0.00	0.13	0.03	-46.90	149.78	0.98
INLET #1_001707.LAB	3/11/2020	17:14	5,549.71	2.57	0.00	0.13	0.06	-43.45	149.83	0.98
INLET #1_001708.LAB	3/11/2020	17:15	5,455.42	3.46	0.00	0.13	0.07	-46.94	149.80	0.98
INLET #1_001709.LAB	3/11/2020	17:16	5,392.72	1.91	0.00	0.13	0.05	-46.18	149.82	0.98
INLET #1_001710.LAB	3/11/2020	17:17	5,385.26	2.06	0.00	0.13	0.07	-44.74	149.81	0.98
INLET #1_001711.LAB	3/11/2020	17:18	5,404.31	2.84	0.00	0.13	0.07	-43.92	149.82	0.98
INLET #1_001712.LAB	3/11/2020	17:19	5,543.72	3.20	0.00	0.13	0.07	-43.04	149.81	0.98
INLET #1_001713.LAB	3/11/2020	17:20	5,470.01	2.60	0.00	0.13	0.05	-46.47	149.82	0.98
INLET #1_001714.LAB	3/11/2020	17:21	5,466.31	2.27	0.00	0.13	0.06	-45.97	149.83	0.98
INLET #1_001715.LAB	3/11/2020	17:22	5,465.71	2.31	0.00	0.13	0.08	-45.97	149.90	0.98
INLET #1_001716.LAB	3/11/2020	17:23	5,482.80	2.91	0.00	0.13	0.06	-47.43	149.83	0.98
INLET #1_001717.LAB	3/11/2020	17:24	5,442.43	2.61	0.00	0.13	0.07	-46.16	149.80	0.98
INLET #1_001718.LAB	3/11/2020	17:25	5,480.67	3.03	0.00	0.13	0.06	-47.37	149.83	0.98
INLET #1_001719.LAB	3/11/2020	17:26	5,512.89	2.47	0.00	0.13	0.07	-45.40	149.81	0.98
INLET #1_001720.LAB	3/11/2020	17:27	5,505.60	1.75	0.00	0.13	0.07	-45.61	149.82	0.98
INLET #1_001721.LAB	3/11/2020	17:28	5,500.18	1.28	0.00	0.13	0.06	-47.60	149.79	0.98
INLET #1_001722.LAB	3/11/2020	17:29	5,492.54	3.24	0.00	0.13	0.07	-46.41	149.78	0.98
INLET #1_001723.LAB	3/11/2020	17:30	5,478.74	3.43	0.00	0.13	0.06	-47.34	149.80	0.98
INLET #1_001724.LAB	3/11/2020	17:31	5,466.45	3.00	0.00	0.13	0.08	-47.19	149.82	0.98
INLET #1_001725.LAB	3/11/2020	17:32	5,448.45	2.90	0.00	0.13	0.05	-45.27	149.80	0.98
INLET #1_001726.LAB	3/11/2020	17:33	5,435.22	2.45	0.00	0.13	0.07	-48.59	149.82	0.98
INLET #1_001727.LAB	3/11/2020	17:34	5,423.27	2.00	0.00	0.13	0.06	-46.83	149.81	0.98
INLET #1_001728.LAB	3/11/2020	17:35	5,414.56	1.89	0.00	0.13	0.07	-47.14	149.83	0.98
INLET #1_001729.LAB	3/11/2020	17:36	5,402.01	2.12	0.00	0.13	0.07	-46.21	149.79	0.98
INLET #1_001730.LAB	3/11/2020	17:37	5,391.07	1.99	0.00	0.13	0.07	-47.37	149.81	0.98
INLET #1_001731.LAB	3/11/2020	17:38	5,378.30	1.88	0.00	0.13	0.07	-48.33	149.81	0.98
INLET #1_001732.LAB	3/11/2020	17:39	5,368.16	1.72	0.00	0.13	0.07	-43.55	149.79	0.98
INLET #1_001733.LAB	3/11/2020	17:40	5,358.42	1.98	0.00	0.13	0.07	-47.69	149.83	0.98
INLET #1_001734.LAB	3/11/2020	17:41	5,348.54	1.83	0.00	0.13	0.07	-45.26	149.83	0.98
INLET #1_001735.LAB	3/11/2020	17:42	5,342.48	1.61	0.00	0.13	0.07	-50.13	149.83	0.98
INLET #1_001736.LAB	3/11/2020	17:43	5,335.40	1.91	0.00	0.13	0.06	-45.87	149.81	0.98
INLET #1_001737.LAB	3/11/2020	17:44	5,328.81	1.68	0.00	0.13	0.07	-50.45	149.85	0.98
INLET #1_001738.LAB	3/11/2020	17:45	5,323.55	1.54	0.00	0.13	0.07	-46.46	149.84	0.98
INLET #1_001739.LAB	3/11/2020	17:46	5,315.96	1.59	0.00	0.13	0.06	-43.19	149.85	0.98
INLET #1_001740.LAB	3/11/2020	17:47	5,308.99	1.88	0.00	0.13	0.08	-49.95	149.84	0.98
INLET #1_001741.LAB	3/11/2020	17:48	5,300.83	2.00	0.00	0.12	0.07	-47.36	149.85	0.98
INLET #1_001742.LAB	3/11/2020	17:49	5,293.06	1.92	0.00	0.13	0.06	-48.26	149.84	0.98
INLET #1_001743.LAB	3/11/2020	17:50	5,282.51	1.96	0.00	0.13	0.07	-48.14	149.87	0.98
INLET #1_001744.LAB	3/11/2020	17:51	5,276.04	2.19	0.00	0.13	0.07	-48.31	149.83	0.98
INLET #1_001745.LAB	3/11/2020	17:52	5,273.19	1.95	0.00	0.13	0.07	-49.74	149.83	0.98
INLET #1_001746.LAB	3/11/2020	17:53	5,270.61	2.10	0.00	0.12	0.08	-50.42	149.82	0.98
INLET #1_001747.LAB	3/11/2020	17:54	5,260.84	2.49	0.00	0.12	0.09	-47.93	149.81	0.98
INLET #1_001748.LAB	3/11/2020	17:55	5,249.27	2.50	0.00	0.13	0.07	-51.21	149.79	0.98
INLET #1_001749.LAB	3/11/2020	17:56	5,246.50	2.58	0.00	0.12	0.09	-50.72	149.83	0.98
INLET #1_001750.LAB	3/11/2020	17:57	5,236.18	2.44	0.00	0.13	0.09	-50.10	149.80	0.98
INLET #1_001751.LAB	3/11/2020	17:58	5,228.00	3.04	0.00	0.12	0.09	-50.02	149.82	0.98
INLET #1_001752.LAB	3/11/2020	17:59	5,220.61	2.75	0.00	0.12	0.09	-54.53	149.88	0.98
INLET #1_001753.LAB	3/11/2020	18:00	5,211.84	2.63	0.00	0.12	0.10	-50.78	149.88	0.98
INLET #1_001754.LAB	3/11/2020	18:01	5,200.34	2.51	0.00	0.13	0.09	-53.07	149.87	0.98
INLET #1_001755.LAB	3/11/2020	18:02	5,191.12	2.62	0.00	0.13	0.09	-52.46	149.87	0.98
INLET #1_001756.LAB	3/11/2020	18:03	5,178.78	2.17	0.00	0.13	0.08	-54.42	149.84	0.98
INLET #1_001757.LAB	3/11/2020	18:04	5,169.11	2.16	0.00	0.13	0.09	-52.58	149.82	0.98
INLET #1_001758.LAB	3/11/2020	18:05	5,164.71	1.59	0.00	0.12	0.08	-54.84	149.81	0.98
INLET #1_001759.LAB	3/11/2020	18:06	5,159.26	1.84	0.00	0.13	0.09	-55.77	149.83	0.98
INLET #1_001760.LAB	3/11/2020	18:07	5,152.53	1.75	0.00	0.12	0.10	-51.20	149.85	0.98
INLET #1_001761.LAB	3/11/2020	18:08	5,145.78	2.63	0.00	0.12	0.09	-52.83	149.82	0.98
INLET #1_001762.LAB	3/11/2020	18:09	5,137.33	2.78	0.00	0.13	0.10	-53.90	149.81	0.98
INLET #1_001763.LAB	3/11/2020	18:10	5,127.24	2.31	0.00	0.12	0.10	-54.69	149.85	0.98
INLET #1_001764.LAB	3/11/2020	18:11	5,117.75	2.61	0.00	0.12	0.10	-53.21	149.81	0.98
INLET #1_001765.LAB	3/11/2020	18:12	5,112.55	2.44	0.00	0.12	0.11	-53.97	149.86	0.98
INLET #1_001766.LAB	3/11/2020	18:13	5,100.49	2.54	0.00	0.13	0.10	-55.66	149.86	0.98

Spectrum	Date	Time	Ethylene o	METHANE	CO2% 150	H2O% 150	SULFUR H	ETHYLENE	Temp (C)	Pressure (Atm)	
INLET #1_001767.LAB	3/11/2020	18:14	5,090.81	2.46	0.00	0.12	0.09	-54.68	149.84	0.98	
INLET #1_001768.LAB	3/11/2020	18:15	5,081.72	2.91	0.00	0.12	0.10	-54.24	149.87	0.98	
INLET #1_001769.LAB	3/11/2020	18:16	5,068.48	2.39	0.00	0.13	0.08	-53.89	149.86	0.98	
INLET #1_001770.LAB	3/11/2020	18:17	5,060.10	2.14	0.00	0.12	0.09	-54.88	149.88	0.98	
INLET #1_001771.LAB	3/11/2020	18:18	5,052.58	2.18	0.00	0.12	0.10	-54.70	149.84	0.98	
INLET #1_001772.LAB	3/11/2020	18:19	5,040.84	2.28	0.00	0.12	0.10	-54.97	149.83	0.98	
INLET #1_001773.LAB	3/11/2020	18:20	5,027.46	1.81	0.00	0.12	0.09	-54.99	149.83	0.98	
INLET #1_001774.LAB	3/11/2020	18:21	5,019.11	2.42	0.00	0.12	0.11	-53.34	149.85	0.98	
INLET #1_001775.LAB	3/11/2020	18:22	5,009.09	1.77	0.00	0.12	0.11	-52.69	149.82	0.98	
INLET #1_001776.LAB	3/11/2020	18:23	5,001.40	1.88	0.00	0.13	0.10	-53.96	149.81	0.98	
INLET #1_001777.LAB	3/11/2020	18:24	4,993.03	1.71	0.00	0.12	0.11	-53.55	149.82	0.98	
INLET #1_001778.LAB	3/11/2020	18:25	4,983.13	2.13	0.00	0.12	0.10	-54.17	149.82	0.98	
INLET #1_001779.LAB	3/11/2020	18:26	4,976.82	2.03	0.00	0.12	0.11	-53.11	149.81	0.98	
INLET #1_001780.LAB	3/11/2020	18:27	4,963.91	1.41	0.00	0.12	0.10	-51.89	149.84	0.98	
INLET #1_001781.LAB	3/11/2020	18:28	4,960.05	1.41	0.00	0.12	0.08	-52.68	149.84	0.98	
INLET #1_001782.LAB	3/11/2020	18:29	4,956.26	1.84	0.00	0.12	0.11	-54.55	149.87	0.98	
INLET #1_001783.LAB	3/11/2020	18:30	4,943.15	2.01	0.00	0.12	0.09	-52.96	149.82	0.98	
INLET #1_001784.LAB	3/11/2020	18:31	4,937.58	2.03	0.00	0.12	0.10	-51.66	149.85	0.98	
INLET #1_001785.LAB	3/11/2020	18:32	4,929.36	1.61	0.00	0.12	0.10	-48.00	149.86	0.98	
INLET #1_001786.LAB	3/11/2020	18:34	4,922.58	1.97	0.00	0.12	0.10	-54.69	149.86	0.98	
INLET #1_001787.LAB	3/11/2020	18:35	4,917.44	2.37	0.00	0.12	0.11	-46.63	149.84	0.98	
INLET #1_001788.LAB	3/11/2020	18:36	4,909.70	2.25	0.00	0.12	0.10	-46.16	149.81	0.98	
INLET #1_001789.LAB	3/11/2020	18:37	406.95	-0.76	0.00	0.04	0.01	42.22	149.83	0.99	
INLET #1_001790.LAB	3/11/2020	18:38	-1.05	0.10	0.00	0.01	0.00	-30.18	149.82	0.99	
INLET #1_001791.LAB	3/11/2020	18:39	-1.26	0.06	0.00	0.00	0.00	-30.27	149.78	0.99	
INLET #1_001792.LAB	3/11/2020	18:40	11.55	0.33	0.00	0.02	1.16	-4.45	149.87	0.98	

Spectrum	Date	Time	Ethylene ox	METHANE	CO2% 150	H2O% 150	SULFUR HI	ETHYLENE	Temp (C)	Pressure (Atm)	
INLET #1_001793.LAB	3/11/2020	18:40	2.42	0.16	0.00	-0.01	5.33	75.74	149.85	0.98	
INLET #1_001794.LAB	3/11/2020	18:40	1.64	0.19	0.00	0.00	5.19	73.76	149.78	0.98	
INLET #1_001795.LAB	3/11/2020	18:41	1.44	0.14	0.00	0.01	5.16	73.48	149.80	0.98	
INLET #1_001796.LAB	3/11/2020	18:41	1.23	0.25	0.00	0.00	5.15	73.33	149.79	0.98	
INLET #1_001797.LAB	3/11/2020	18:41	0.75	0.38	0.00	0.00	5.15	102.21	149.80	0.98	
INLET #1_001798.LAB	3/11/2020	18:41	0.94	0.12	0.00	0.00	5.15	102.22	149.86	0.98	
INLET #1_001799.LAB	3/11/2020	18:42	0.87	0.16	0.00	0.00	5.15	102.34	149.83	0.98	0.95
INLET #1_001800.LAB	3/11/2020	18:42	0.58	0.27	0.00	0.00	5.16	102.56	149.84	0.98	
INLET #1_001801.LAB	3/11/2020	18:42	0.71	0.13	0.00	0.00	5.16	102.57	149.82	0.98	
INLET #1_001802.LAB	3/11/2020	18:42	15.63	0.26	0.00	0.00	5.24	103.91	149.83	0.97	
INLET #1_001803.LAB	3/11/2020	18:43	2,749.60	2.99	0.00	0.12	10.14	-5.79	149.82	0.98	
INLET #1_001804.LAB	3/11/2020	18:43	4,432.05	1.38	0.00	0.02	10.96	-86.50	149.83	0.98	
INLET #1_001805.LAB	3/11/2020	18:43	4,567.91	0.74	0.00	0.00	11.39	-90.92	149.79	0.98	
INLET #1_001806.LAB	3/11/2020	18:43	4,669.26	-0.64	0.00	-0.01	11.29	-81.48	149.78	0.98	
INLET #1_001807.LAB	3/11/2020	18:44	4,918.53	-0.86	0.00	-0.02	10.96	-72.40	149.80	0.98	
INLET #1_001808.LAB	3/11/2020	18:44	5,064.58	-0.50	0.00	-0.02	10.76	-71.94	149.82	0.98	
INLET #1_001809.LAB	3/11/2020	18:44	5,096.04	-1.13	0.00	-0.03	10.69	-72.54	149.80	0.98	
INLET #1_001810.LAB	3/11/2020	18:45	5,103.34	-1.61	0.00	-0.03	10.69	-76.39	149.84	0.98	
INLET #1_001811.LAB	3/11/2020	18:45	5,102.17	-1.34	0.00	-0.03	10.67	-76.03	149.84	0.98	
INLET #1_001812.LAB	3/11/2020	18:45	5,072.09	-1.75	0.00	-0.03	10.70	-72.56	149.82	0.98	
INLET #1_001813.LAB	3/11/2020	18:45	5,070.31	-2.23	0.00	-0.03	10.68	-71.96	149.83	0.98	
INLET #1_001814.LAB	3/11/2020	18:46	5,068.56	-1.29	0.00	-0.03	10.67	-73.78	149.88	0.98	
INLET #1_001815.LAB	3/11/2020	18:46	5,065.78	-1.42	0.00	-0.03	10.67	-71.98	149.80	0.98	5,069.18
INLET #1_001816.LAB	3/11/2020	18:46	5,062.67	-1.22	0.00	-0.03	10.63	-75.58	149.84	0.98	
INLET #1_001817.LAB	3/11/2020	18:46	3,482.98	0.26	0.00	0.02	6.49	82.51	149.82	0.98	
INLET #1_001818.LAB	3/11/2020	18:47	116.75	0.26	0.00	0.01	0.20	-32.57	149.80	0.98	
INLET #1_001819.LAB	3/11/2020	18:47	38.27	0.02	0.00	0.00	0.09	-45.17	149.90	0.98	
INLET #1_001820.LAB	3/11/2020	18:47	46.10	0.24	0.00	0.01	0.09	-45.26	149.81	0.98	
INLET #1_001821.LAB	3/11/2020	18:47	42.23	0.20	0.00	0.00	0.09	-45.70	149.81	0.97	
INLET #1_001822.LAB	3/11/2020	18:48	2,510.75	-0.73	0.00	0.02	4.72	150.10	149.84	0.98	
INLET #1_001823.LAB	3/11/2020	18:48	5,029.25	-1.39	0.00	-0.03	10.64	-77.40	149.80	0.98	
INLET #1_001824.LAB	3/11/2020	18:48	5,056.11	-1.30	0.00	-0.03	10.68	-75.60	149.86	0.98	
INLET #1_001825.LAB	3/11/2020	18:48	5,064.48	-1.63	0.00	-0.03	10.72	-64.14	149.82	0.98	
INLET #1_001826.LAB	3/11/2020	18:49	5,059.63	-0.97	0.00	-0.04	10.68	-72.21	149.79	0.98	
INLET #1_001827.LAB	3/11/2020	18:49	2,926.38	-1.13	0.00	0.01	5.34	72.76	149.80	0.98	
INLET #1_001828.LAB	3/11/2020	18:49	89.68	0.21	0.00	0.00	0.18	-37.95	149.78	0.98	
INLET #1_001829.LAB	3/11/2020	18:49	28.51	-0.08	0.00	0.01	0.08	-42.48	149.77	0.98	
INLET #1_001830.LAB	3/11/2020	18:50	34.64	0.32	0.00	0.00	0.08	-44.55	149.75	0.98	
INLET #1_001831.LAB	3/11/2020	18:50	43.62	0.15	0.00	0.01	0.09	-44.78	149.78	0.98	
INLET #1_001832.LAB	3/11/2020	18:50	27.98	-0.09	0.00	0.00	0.07	-44.15	149.76	0.98	
INLET #1_001833.LAB	3/11/2020	18:50	16.35	0.10	0.00	0.00	0.06	-43.50	149.78	0.98	
INLET #1_001834.LAB	3/11/2020	18:51	11.88	0.22	0.00	0.01	0.06	-43.65	149.78	0.98	
INLET #1_001835.LAB	3/11/2020	18:51	9.16	0.15	0.00	0.01	0.06	-43.55	149.79	0.98	
INLET #1_001836.LAB	3/11/2020	18:51	7.42	0.29	0.00	0.00	0.06	-43.22	149.79	0.98	
INLET #1_001837.LAB	3/11/2020	18:51	6.30	0.05	0.00	0.00	0.05	-43.24	149.82	0.98	
INLET #1_001838.LAB	3/11/2020	18:52	5.26	0.11	0.00	0.00	0.05	-43.24	149.79	0.98	
INLET #1_001839.LAB	3/11/2020	18:52	4.86	0.18	0.00	0.00	0.05	-43.03	149.84	0.98	
INLET #1_001840.LAB	3/11/2020	18:52	4.16	-0.04	0.00	0.00	0.05	-42.98	149.82	0.98	
INLET #1_001841.LAB	3/11/2020	18:52	2.08	0.04	0.00	0.00	0.00	-44.44	149.85	0.98	
INLET #1_001842.LAB	3/11/2020	18:53	1.49	0.15	0.00	0.01	0.00	-44.49	149.84	0.98	
INLET #1_001843.LAB	3/11/2020	18:53	1.18	0.42	0.00	0.01	0.00	-44.28	149.81	0.98	

Spectrum	Date	Time	Ethylene o	METHANE	CO2% 150(	H2O% 150(	SULFUR H	ETHYLENE	Temp (C)	Pressure (Atm)	
INLET #1_001844.LAB	3/11/2020	18:53	2.03	0.17	0.00	0.00	0.00	-44.47	149.86	0.98	
INLET #1_001845.LAB	3/11/2020	18:53	95.68	-0.02	0.00	-0.01	4.37	104.36	149.86	0.98	
INLET #1_001846.LAB	3/11/2020	18:54	8.16	0.13	0.00	0.00	5.14	101.68	149.83	0.98	
INLET #1_001847.LAB	3/11/2020	18:54	5.88	-0.09	0.00	-0.01	5.16	102.06	149.86	0.98	
INLET #1_001848.LAB	3/11/2020	18:54	4.65	0.33	0.00	-0.01	5.17	102.27	149.87	0.98	
INLET #1_001849.LAB	3/11/2020	18:54	3.69	0.23	0.00	0.00	5.18	102.32	149.78	0.98	
INLET #1_001850.LAB	3/11/2020	18:55	3.71	0.18	0.00	0.00	5.16	102.23	149.90	0.98	102.22
INLET #1_001851.LAB	3/11/2020	18:55	3.27	0.24	0.00	0.00	5.17	101.55	149.81	0.97	
INLET #1_001852.LAB	3/11/2020	18:55	1,791.36	-1.47	0.00	-0.01	7.16	443.83	149.84	0.98	
INLET #1_001853.LAB	3/11/2020	18:55	5,001.26	-1.40	0.00	-0.02	10.58	-70.34	149.86	0.98	
INLET #1_001854.LAB	3/11/2020	18:56	5,046.84	-0.45	0.00	-0.02	10.69	-72.68	149.83	0.98	
INLET #1_001855.LAB	3/11/2020	18:56	5,053.08	-1.60	0.00	-0.03	10.70	-69.89	149.89	0.98	
INLET #1_001856.LAB	3/11/2020	18:56	5,052.47	-0.90	0.00	-0.03	10.68	-72.71	149.83	0.98	
INLET #1_001857.LAB	3/11/2020	18:56	5,050.47	-0.71	0.00	-0.03	10.60	-67.74	149.80	0.98	
INLET #1_001858.LAB	3/11/2020	18:57	5,060.89	-0.95	0.00	-0.03	10.68	-70.16	149.87	0.98	
INLET #1_001859.LAB	3/11/2020	18:57	5,052.29	-1.20	0.00	-0.02	10.61	-63.68	149.81	0.98	
INLET #1_001860.LAB	3/11/2020	18:57	5,049.41	-1.10	0.00	-0.03	10.59	-69.80	149.84	0.98	
INLET #1_001861.LAB	3/11/2020	18:57	5,052.23	-1.77	0.00	-0.04	10.62	-66.65	149.85	0.98	
INLET #1_001862.LAB	3/11/2020	18:58	5,065.93	-1.28	0.00	-0.04	10.69	-68.41	149.82	0.98	
INLET #1_001863.LAB	3/11/2020	18:58	5,059.92	-1.68	0.00	-0.03	10.67	-71.76	149.81	0.98	
INLET #1_001864.LAB	3/11/2020	18:58	5,069.74	-1.19	0.00	-0.03	10.66	-66.04	149.79	0.98	
INLET #1_001865.LAB	3/11/2020	18:58	5,085.55	-0.74	0.00	-0.04	10.64	-67.39	149.81	0.98	
INLET #1_001866.LAB	3/11/2020	18:59	5,136.20	-1.95	0.00	-0.04	10.63	-69.56	149.81	0.98	
INLET #1_001867.LAB	3/11/2020	18:59	5,187.65	-1.87	0.00	-0.03	10.61	-69.11	149.84	0.97	
INLET #1_001868.LAB	3/11/2020	18:59	1,618.70	-1.50	0.00	-0.01	2.74	269.44	149.78	1.02	
INLET #1_001869.LAB	3/11/2020	18:59	3.29	-0.02	0.00	0.00	0.00	-42.36	149.78	1.03	
INLET #1_001870.LAB	3/11/2020	19:00	1.95	-0.04	0.00	0.00	0.00	-44.76	149.82	0.99	
INLET #1_001871BKG.LAB	3/11/2020	19:00	0.00	0.00	0.00	0.00	0.00	0.00	149.77	0.99	
INLET #1_001872.LAB	3/11/2020	19:01	-0.30	0.19	0.00	0.00	0.00	0.02	149.83	0.99	
INLET #1_001873.LAB	3/11/2020	19:01	-0.63	-0.21	0.00	0.00	0.00	0.04	149.79	0.99	

Spectrum	Date	Time	Ethylene o	METHANE	CO2% 150(	H2O% 150(	Ethylene 150C	SULFUR HE	Temp (C)	Pressure (/	Comments
INLET #2 R3_1887.LAB	3/12/2020	11:30	4.50	2.50	0.08	1.69	-0.28	-0.01	150.78	1.0261	
INLET #2 R3_1888.LAB	3/12/2020	11:31	4.45	2.44	0.08	1.69	-0.27	-0.01	150.78	1.0262	
INLET #2 R3_1889.LAB	3/12/2020	11:32	4.96	2.48	0.08	1.71	-0.28	-0.01	150.77	1.0262	
INLET #2 R3_1890.LAB	3/12/2020	11:33	5.23	2.48	0.08	1.70	-0.26	-0.01	150.77	1.0262	
INLET #2 R3_1891.LAB	3/12/2020	11:34	5.89	2.48	0.08	1.70	-0.24	-0.01	150.75	1.0262	
INLET #2 R3_1892.LAB	3/12/2020	11:35	5.62	2.48	0.08	1.70	-0.22	-0.01	150.73	1.0262	
INLET #2 R3_1893.LAB	3/12/2020	11:36	5.44	2.50	0.08	1.70	-0.28	-0.01	150.76	1.0262	
INLET #2 R3_1894.LAB	3/12/2020	11:37	4.91	2.48	0.08	1.68	-0.23	-0.01	150.77	1.0263	
INLET #2 R3_1895.LAB	3/12/2020	11:38	5.03	2.54	0.08	1.67	-0.27	-0.01	150.71	1.0262	
INLET #2 R3_1896.LAB	3/12/2020	11:39	5.20	2.47	0.08	1.66	-0.24	-0.01	150.72	1.0262	
INLET #2 R3_1897.LAB	3/12/2020	11:40	5.61	2.49	0.08	1.66	-0.23	-0.01	150.76	1.0262	
INLET #2 R3_1898.LAB	3/12/2020	11:41	5.83	2.52	0.08	1.67	-0.24	-0.01	150.75	1.0261	
INLET #2 R3_1899.LAB	3/12/2020	11:42	5.98	2.50	0.08	1.68	-0.26	-0.01	150.73	1.0261	
INLET #2 R3_1900.LAB	3/12/2020	11:43	6.44	2.47	0.08	1.67	-0.27	-0.01	150.76	1.0261	
INLET #2 R3_1901.LAB	3/12/2020	11:44	6.56	2.47	0.08	1.67	-0.26	-0.01	150.73	1.0261	
INLET #2 R3_1902.LAB	3/12/2020	11:45	6.28	2.49	0.08	1.68	-0.20	-0.01	150.72	1.0261	
INLET #2 R3_1903.LAB	3/12/2020	11:46	6.17	2.50	0.08	1.67	-0.28	-0.01	150.75	1.0262	
INLET #2 R3_1904.LAB	3/12/2020	11:47	6.03	2.47	0.08	1.66	-0.24	-0.01	150.73	1.0262	
INLET #2 R3_1905.LAB	3/12/2020	11:48	6.32	2.50	0.08	1.66	-0.21	-0.01	150.72	1.0261	
INLET #2 R3_1906.LAB	3/12/2020	11:49	5.98	2.51	0.07	1.64	-0.26	-0.01	150.71	1.0261	
INLET #2 R3_1907.LAB	3/12/2020	11:50	5.81	2.50	0.07	1.64	-0.26	-0.01	150.77	1.0261	
INLET #2 R3_1908.LAB	3/12/2020	11:51	6.15	2.48	0.07	1.64	-0.26	-0.01	150.76	1.0260	
INLET #2 R3_1909.LAB	3/12/2020	11:52	6.73	2.46	0.07	1.65	-0.24	-0.01	150.75	1.0260	
INLET #2 R3_1910.LAB	3/12/2020	11:53	7.03	2.45	0.07	1.66	-0.23	-0.01	150.77	1.0259	
INLET #2 R3_1911.LAB	3/12/2020	11:54	7.31	2.46	0.07	1.68	-0.24	-0.01	150.80	1.0260	
INLET #2 R3_1912.LAB	3/12/2020	11:55	7.38	2.41	0.07	1.67	-0.24	-0.01	150.73	1.0259	
INLET #2 R3_1913.LAB	3/12/2020	11:56	7.37	2.47	0.07	1.70	-0.23	-0.01	150.73	1.0259	
INLET #2 R3_1914.LAB	3/12/2020	11:57	7.36	2.48	0.07	1.70	-0.25	-0.01	150.78	1.0259	
INLET #2 R3_1915.LAB	3/12/2020	11:58	7.28	2.52	0.07	1.68	-0.24	-0.01	150.74	1.0259	
INLET #2 R3_1916.LAB	3/12/2020	11:59	7.14	2.46	0.07	1.65	-0.21	-0.01	150.75	1.0259	
INLET #2 R3_1917.LAB	3/12/2020	12:00	6.95	2.48	0.07	1.62	-0.22	-0.01	150.76	1.0258	
INLET #2 R3_1918.LAB	3/12/2020	12:01	6.86	2.46	0.07	1.59	-0.25	0.00	150.79	1.0258	
INLET #2 R3_1919.LAB	3/12/2020	12:02	6.88	2.46	0.07	1.58	-0.25	-0.01	150.79	1.0258	
INLET #2 R3_1920.LAB	3/12/2020	12:03	5.55	2.49	0.07	1.61	-0.24	0.00	150.76	1.0257	
INLET #2 R3_1921.LAB	3/12/2020	12:04	7.52	2.55	0.07	1.57	-0.17	0.00	150.78	1.0257	
INLET #2 R3_1922.LAB	3/12/2020	12:05	7.78	2.51	0.07	1.58	-0.28	0.00	150.77	1.0257	
INLET #2 R3_1923.LAB	3/12/2020	12:06	8.24	2.47	0.07	1.59	-0.22	0.00	150.79	1.0257	
INLET #2 R3_1924.LAB	3/12/2020	12:07	8.45	2.46	0.07	1.56	-0.21	0.00	150.75	1.0257	
INLET #2 R3_1925.LAB	3/12/2020	12:08	6.91	2.51	0.07	1.55	-0.18	0.00	150.75	1.0257	
INLET #2 R3_1926.LAB	3/12/2020	12:09	6.41	2.45	0.07	1.53	-0.23	0.00	150.74	1.0255	
INLET #2 R3_1927.LAB	3/12/2020	12:10	6.56	2.47	0.07	1.53	-0.22	0.00	150.75	1.0256	
INLET #2 R3_1928.LAB	3/12/2020	12:11	6.28	2.53	0.07	1.53	-0.29	0.00	150.76	1.0256	
INLET #2 R3_1929.LAB	3/12/2020	12:12	6.63	2.46	0.07	1.55	-0.20	0.00	150.75	1.0255	
INLET #2 R3_1930.LAB	3/12/2020	12:13	6.77	2.49	0.07	1.58	-0.25	0.00	150.77	1.0255	
INLET #2 R3_1931.LAB	3/12/2020	12:14	6.86	2.51	0.07	1.58	-0.21	0.00	150.77	1.0254	
INLET #2 R3_1932.LAB	3/12/2020	12:15	6.96	2.46	0.07	1.57	-0.20	0.00	150.77	1.0254	
INLET #2 R3_1933.LAB	3/12/2020	12:16	6.75	2.48	0.07	1.59	-0.21	0.00	150.75	1.0254	
INLET #2 R3_1934.LAB	3/12/2020	12:17	6.91	2.50	0.07	1.57	-0.22	0.00	150.76	1.0253	
INLET #2 R3_1935.LAB	3/12/2020	12:18	6.93	2.49	0.07	1.52	-0.18	0.00	150.76	1.0254	
INLET #2 R3_1936.LAB	3/12/2020	12:19	6.99	2.47	0.07	1.52	-0.21	0.00	150.78	1.0254	
INLET #2 R3_1937.LAB	3/12/2020	12:20	7.26	2.47	0.07	1.53	-0.18	0.00	150.76	1.0253	
INLET #2 R3_1938.LAB	3/12/2020	12:21	7.17	2.43	0.07	1.52	-0.23	0.00	150.76	1.0253	
INLET #2 R3_1939.LAB	3/12/2020	12:22	7.39	2.50	0.07	1.51	-0.18	0.00	150.76	1.0252	
INLET #2 R3_1940.LAB	3/12/2020	12:23	7.51	2.45	0.07	1.51	-0.24	0.00	150.76	1.0252	
INLET #2 R3_1941.LAB	3/12/2020	12:25	7.25	2.47	0.07	1.50	-0.21	0.00	150.77	1.0251	
INLET #2 R3_1942.LAB	3/12/2020	12:26	6.76	2.52	0.07	1.49	-0.17	0.00	150.74	1.0251	
INLET #2 R3_1943.LAB	3/12/2020	12:27	6.74	2.45	0.07	1.50	-0.16	0.00	150.75	1.0250	
INLET #2 R3_1944.LAB	3/12/2020	12:28	7.00	2.45	0.07	1.51	-0.23	0.00	150.78	1.0250	
INLET #2 R3_1945.LAB	3/12/2020	12:29	6.59	2.50	0.07	1.48	-0.23	0.00	150.76	1.0249	
INLET #2 R3_1946.LAB	3/12/2020	12:30	6.76	2.47	0.07	1.49	-0.22	0.00	150.74	1.0249	
INLET #2 R3_1947.LAB	3/12/2020	12:31	6.50	2.47	0.07	1.50	-0.22	0.00	150.74	1.0248	
INLET #2 R3_1948.LAB	3/12/2020	12:32	6.57	2.51	0.07	1.49	-0.23	0.00	150.72	1.0248	
INLET #2 R3_1949.LAB	3/12/2020	12:33	6.59	2.49	0.07	1.49	-0.21	0.00	150.76	1.0248	
INLET #2 R3_1950.LAB	3/12/2020	12:34	6.65	2.45	0.07	1.47	-0.21	0.00	150.77	1.0247	
INLET #2 R3_1951.LAB	3/12/2020	12:35	6.67	2.45	0.07	1.48	-0.22	0.00	150.74	1.0246	
INLET #2 R3_1952.LAB	3/12/2020	12:36	6.76	2.47	0.07	1.48	-0.22	0.00	150.72	1.0247	
INLET #2 R3_1953.LAB	3/12/2020	12:37	7.21	2.46	0.07	1.47	-0.18	0.00	150.71	1.0246	
INLET #2 R3_1954.LAB	3/12/2020	12:38	7.62	2.49	0.07	1.47	-0.24	0.00	150.75	1.0246	
INLET #2 R3_1955.LAB	3/12/2020	12:39	7.44	2.50	0.07	1.48	-0.18	0.00	150.72	1.0246	
INLET #2 R3_1956.LAB	3/12/2020	12:40	7.45	2.48	0.07	1.49	-0.21	0.00	150.70	1.0245	
INLET #2 R3_1957.LAB	3/12/2020	12:41	7.75	2.47	0.07	1.47	-0.19	0.00	150.68	1.0244	
INLET #2 R3_1958.LAB	3/12/2020	12:42	8.10	2.47	0.07	1.46	-0.17	0.00	150.71	1.0244	
INLET #2 R3_1959.LAB	3/12/2020	12:43	8.38	2.50	0.07	1.43	-0.13	0.00	150.68	1.0244	
INLET #2 R3_1960.LAB	3/12/2020	12:44	8.45	2.43	0.07	1.41	-0.17	0.00	150.75	1.0243	
INLET #2 R3_1961.LAB	3/12/2020	12:45	8.13	2.45	0.07	1.40	-0.15	0.00	150.77	1.0244	
INLET #2 R3_1962.LAB	3/12/2020	12:46	8.08	2.46	0.07	1.38	-0.19	0.00	150.77	1.0244	

Spectrum	Date	Time	Ethylene o	METHANE	CO2% 150(	H2O% 150(	Ethylene 150C	SULFUR HE	Temp (C)	Pressure (A	Comments
INLET #2 R3_1963.LAB	3/12/2020	12:47	8.06	2.45	0.07	1.38	-0.21	0.00	150.74	1.0245	
INLET #2 R3_1964.LAB	3/12/2020	12:48	8.00	2.45	0.07	1.39	-0.16	0.00	150.75	1.0244	
INLET #2 R3_1965.LAB	3/12/2020	12:49	8.05	2.45	0.07	1.41	-0.15	0.00	150.73	1.0244	
INLET #2 R3_1966.LAB	3/12/2020	12:50	8.15	2.52	0.07	1.41	-0.14	0.00	150.77	1.0244	
INLET #2 R3_1967.LAB	3/12/2020	12:51	8.33	2.42	0.07	1.42	-0.18	0.00	150.76	1.0243	
INLET #2 R3_1968.LAB	3/12/2020	12:52	8.77	2.43	0.07	1.42	-0.18	0.00	150.75	1.0243	
INLET #2 R3_1969.LAB	3/12/2020	12:53	8.86	2.46	0.07	1.40	-0.18	0.00	150.76	1.0244	
INLET #2 R3_1970.LAB	3/12/2020	12:54	8.83	2.47	0.07	1.39	-0.18	0.00	150.75	1.0244	
INLET #2 R3_1971.LAB	3/12/2020	12:55	8.59	2.51	0.07	1.39	-0.17	0.00	150.76	1.0244	
INLET #2 R3_1972.LAB	3/12/2020	12:56	8.88	2.47	0.07	1.40	-0.19	0.00	150.75	1.0243	
INLET #2 R3_1973.LAB	3/12/2020	12:57	8.94	2.48	0.07	1.38	-0.17	0.00	150.75	1.0243	
INLET #2 R3_1974.LAB	3/12/2020	12:58	8.89	2.49	0.07	1.36	-0.24	0.00	150.73	1.0243	
INLET #2 R3_1975.LAB	3/12/2020	12:59	8.89	2.48	0.07	1.37	-0.26	0.00	150.72	1.0243	
INLET #2 R3_1976.LAB	3/12/2020	13:00	8.75	2.48	0.07	1.38	-0.17	0.00	150.71	1.0243	
INLET #2 R3_1977.LAB	3/12/2020	13:01	8.70	2.46	0.07	1.38	-0.21	0.00	150.71	1.0242	
INLET #2 R3_1978.LAB	3/12/2020	13:02	9.07	2.47	0.07	1.37	-0.21	0.00	150.73	1.0242	
INLET #2 R3_1979.LAB	3/12/2020	13:03	8.81	2.46	0.07	1.38	-0.20	0.00	150.74	1.0241	
INLET #2 R3_1980.LAB	3/12/2020	13:04	9.20	2.45	0.07	1.38	-0.21	0.00	150.71	1.0241	
INLET #2 R3_1981.LAB	3/12/2020	13:05	9.27	2.49	0.07	1.38	-0.19	-0.01	150.73	1.0240	
INLET #2 R3_1982.LAB	3/12/2020	13:06	8.98	2.47	0.07	1.38	-0.25	-0.01	150.74	1.0240	
INLET #2 R3_1983.LAB	3/12/2020	13:07	8.83	2.49	0.07	1.39	-0.26	0.00	150.73	1.0240	
INLET #2 R3_1984.LAB	3/12/2020	13:08	9.05	2.45	0.07	1.39	-0.23	0.00	150.71	1.0239	
INLET #2 R3_1985.LAB	3/12/2020	13:09	8.87	2.44	0.07	1.40	-0.19	-0.01	150.71	1.0239	
INLET #2 R3_1986.LAB	3/12/2020	13:10	9.38	2.51	0.07	1.38	-0.24	-0.01	150.72	1.0239	
INLET #2 R3_1987.LAB	3/12/2020	13:11	8.96	2.53	0.07	1.39	-0.23	-0.01	150.72	1.0239	
INLET #2 R3_1988.LAB	3/12/2020	13:12	8.54	2.46	0.07	1.40	-0.23	-0.01	150.71	1.0238	
INLET #2 R3_1989.LAB	3/12/2020	13:13	8.16	2.44	0.07	1.42	-0.21	0.00	150.73	1.0237	
INLET #2 R3_1990.LAB	3/12/2020	13:14	8.08	2.45	0.07	1.42	-0.20	-0.01	150.75	1.0237	
INLET #2 R3_1991.LAB	3/12/2020	13:15	8.29	2.49	0.07	1.42	-0.22	-0.01	150.77	1.0237	
INLET #2 R3_1992.LAB	3/12/2020	13:16	8.20	2.47	0.07	1.42	-0.23	-0.01	150.77	1.0237	
INLET #2 R3_1993.LAB	3/12/2020	13:17	8.19	2.47	0.07	1.42	-0.23	-0.01	150.76	1.0236	
INLET #2 R3_1994.LAB	3/12/2020	13:18	7.84	2.47	0.07	1.43	-0.20	-0.01	150.73	1.0236	
INLET #2 R3_1995.LAB	3/12/2020	13:19	8.19	2.54	0.07	1.42	-0.22	-0.01	150.76	1.0236	
INLET #2 R3_1996.LAB	3/12/2020	13:20	7.89	2.49	0.07	1.40	-0.21	-0.01	150.75	1.0236	
INLET #2 R3_1997.LAB	3/12/2020	13:21	7.91	2.48	0.07	1.39	-0.24	-0.01	150.75	1.0236	
INLET #2 R3_1998.LAB	3/12/2020	13:22	8.44	2.54	0.07	1.40	-0.26	-0.01	150.74	1.0235	
INLET #2 R3_1999.LAB	3/12/2020	13:23	36.21	2.39	0.07	1.41	-0.20	-0.01	150.75	1.0235	
INLET #2 R3_2000.LAB	3/12/2020	13:24	80.80	2.41	0.07	1.41	-0.29	-0.01	150.76	1.0235	
INLET #2 R3_2001.LAB	3/12/2020	13:25	73.00	2.42	0.07	1.43	-0.29	-0.01	150.74	1.0235	
INLET #2 R3_2002.LAB	3/12/2020	13:26	65.11	2.44	0.07	1.43	-0.29	-0.01	150.75	1.0235	
INLET #2 R3_2003.LAB	3/12/2020	13:27	133.07	2.44	0.07	1.43	-0.32	-0.01	150.74	1.0235	
INLET #2 R3_2004.LAB	3/12/2020	13:28	242.74	2.31	0.07	1.45	-0.15	-0.01	150.75	1.0234	
INLET #2 R3_2005.LAB	3/12/2020	13:29	221.21	2.28	0.07	1.47	-0.13	-0.01	150.75	1.0234	
INLET #2 R3_2006.LAB	3/12/2020	13:30	206.34	2.39	0.07	1.47	-0.20	-0.01	150.74	1.0233	
INLET #2 R3_2007.LAB	3/12/2020	13:31	197.32	2.36	0.07	1.50	-0.19	-0.01	150.74	1.0233	
INLET #2 R3_2008.LAB	3/12/2020	13:32	190.17	2.37	0.07	1.51	-0.17	-0.01	150.74	1.0233	
INLET #2 R3_2009.LAB	3/12/2020	13:33	184.44	2.35	0.07	1.50	-0.29	-0.01	150.76	1.0233	
INLET #2 R3_2010.LAB	3/12/2020	13:34	178.90	2.29	0.07	1.52	-0.31	-0.01	150.73	1.0232	
INLET #2 R3_2011.LAB	3/12/2020	13:36	173.58	2.32	0.07	1.53	-0.33	-0.01	150.69	1.0232	
INLET #2 R3_2012.LAB	3/12/2020	13:37	168.42	2.33	0.07	1.53	-0.29	-0.01	150.75	1.0232	
INLET #2 R3_2013.LAB	3/12/2020	13:38	164.21	2.35	0.07	1.53	-0.26	-0.01	150.77	1.0232	
INLET #2 R3_2014.LAB	3/12/2020	13:39	160.68	2.33	0.07	1.53	-0.28	-0.01	150.77	1.0232	
INLET #2 R3_2015.LAB	3/12/2020	13:40	144.96	2.35	0.07	1.52	-0.31	-0.01	150.76	1.0232	
INLET #2 R3_2016.LAB	3/12/2020	13:41	134.77	2.38	0.07	1.51	-0.30	-0.01	150.76	1.0231	
INLET #2 R3_2017.LAB	3/12/2020	13:42	132.04	2.36	0.07	1.51	-0.29	-0.01	150.77	1.0232	
INLET #2 R3_2018.LAB	3/12/2020	13:43	145.91	2.35	0.07	1.51	-0.32	-0.01	150.77	1.0231	
INLET #2 R3_2019.LAB	3/12/2020	13:44	51.44	2.42	0.07	1.49	-0.28	-0.01	150.76	1.0230	
INLET #2 R3_2020.LAB	3/12/2020	13:45	33.01	2.42	0.07	1.46	-0.26	-0.01	150.75	1.0230	
INLET #2 R3_2021.LAB	3/12/2020	13:46	31.27	2.50	0.07	1.43	-0.25	-0.01	150.73	1.0230	
INLET #2 R3_2022.LAB	3/12/2020	13:47	134.81	2.37	0.07	1.42	-0.31	-0.01	150.75	1.0230	
INLET #2 R3_2023.LAB	3/12/2020	13:48	164.02	2.37	0.07	1.44	-0.28	-0.01	150.77	1.0230	
INLET #2 R3_2024.LAB	3/12/2020	13:49	155.05	2.31	0.07	1.46	-0.28	-0.01	150.74	1.0230	
INLET #2 R3_2025.LAB	3/12/2020	13:50	148.60	2.35	0.07	1.47	-0.28	-0.01	150.74	1.0229	
INLET #2 R3_2026.LAB	3/12/2020	13:51	144.17	2.33	0.07	1.48	-0.27	-0.01	150.75	1.0229	
INLET #2 R3_2027.LAB	3/12/2020	13:52	141.16	2.35	0.07	1.47	-0.31	-0.01	150.75	1.0229	
INLET #2 R3_2028.LAB	3/12/2020	13:53	159.80	2.34	0.07	1.48	-0.34	-0.01	150.76	1.0229	
INLET #2 R3_2029.LAB	3/12/2020	13:54	155.05	2.35	0.07	1.49	-0.26	-0.01	150.77	1.0229	
INLET #2 R3_2030.LAB	3/12/2020	13:55	143.58	2.35	0.07	1.50	-0.30	-0.01	150.76	1.0228	
INLET #2 R3_2031.LAB	3/12/2020	13:56	133.28	2.37	0.07	1.50	-0.30	-0.01	150.77	1.0228	
INLET #2 R3_2032.LAB	3/12/2020	13:57	130.36	2.41	0.07	1.51	-0.24	-0.01	150.77	1.0227	
INLET #2 R3_2033.LAB	3/12/2020	13:58	127.12	2.39	0.07	1.52	-0.28	-0.01	150.77	1.0226	
INLET #2 R3_2034.LAB	3/12/2020	13:59	109.87	2.44	0.07	1.53	-0.27	-0.01	150.77	1.0226	
INLET #2 R3_2035.LAB	3/12/2020	14:00	84.27	2.43	0.07	1.52	-0.25	-0.01	150.77	1.0225	
INLET #2 R3_2036.LAB	3/12/2020	14:01	61.88	2.46	0.07	1.53	-0.26	-0.01	150.76	1.0225	
INLET #2 R3_2037.LAB	3/12/2020	14:02	57.24	2.49	0.07	1.53	-0.27	-0.01	150.77	1.0225	
INLET #2 R3_2038.LAB	3/12/2020	14:03	55.99	2.50	0.07	1.51	-0.22	-0.01	150.76	1.0225	

5pectrum	Date	Time	Ethylene o	METHANE	CO2% 150(	H2O% 150(	Ethylene 150C	SULFUR HE	Temp (C)	Pressure (/	Comments
INLET #2 R3_2039.LAB	3/12/2020	14:04	55.18	2.47	0.07	1.50	-0.21	-0.01	150.75	1.0225	
INLET #2 R3_2040.LAB	3/12/2020	14:05	54.94	2.51	0.08	1.49	-0.23	-0.01	150.76	1.0226	
INLET #2 R3_2041.LAB	3/12/2020	14:06	51.35	2.58	0.08	1.48	-0.23	-0.01	150.77	1.0227	
INLET #2 R3_2042.LAB	3/12/2020	14:07	44.70	2.54	0.08	1.47	-0.24	-0.01	150.76	1.0227	
INLET #2 R3_2043.LAB	3/12/2020	14:08	42.88	2.59	0.08	1.45	-0.24	-0.01	150.77	1.0226	
INLET #2 R3_2044.LAB	3/12/2020	14:09	40.62	2.61	0.08	1.44	-0.23	-0.01	150.76	1.0227	
INLET #2 R3_2045.LAB	3/12/2020	14:10	38.02	2.64	0.09	1.44	-0.24	-0.01	150.77	1.0225	
INLET #2 R3_2046.LAB	3/12/2020	14:11	37.41	2.61	0.09	1.45	-0.29	-0.01	150.77	1.0225	
INLET #2 R3_2047.LAB	3/12/2020	14:12	34.45	2.59	0.09	1.45	-0.27	-0.01	150.76	1.0224	
INLET #2 R3_2048.LAB	3/12/2020	14:13	29.67	2.61	0.08	1.44	-0.24	-0.01	150.75	1.0224	
INLET #2 R3_2049.LAB	3/12/2020	14:14	31.62	2.64	0.08	1.44	-0.31	-0.01	150.75	1.0224	
INLET #2 R3_2050.LAB	3/12/2020	14:15	35.58	2.65	0.09	1.45	-0.22	-0.01	150.75	1.0224	
INLET #2 R3_2051.LAB	3/12/2020	14:16	34.90	2.63	0.08	1.44	-0.25	-0.01	150.75	1.0224	
INLET #2 R3_2052.LAB	3/12/2020	14:17	35.12	2.64	0.08	1.44	-0.25	-0.01	150.75	1.0224	
INLET #2 R3_2053.LAB	3/12/2020	14:18	35.58	2.57	0.08	1.44	-0.29	-0.01	150.74	1.0224	
INLET #2 R3_2054.LAB	3/12/2020	14:19	36.19	2.65	0.08	1.45	-0.30	-0.01	150.76	1.0223	
INLET #2 R3_2055.LAB	3/12/2020	14:20	35.83	2.64	0.08	1.45	-0.26	-0.01	150.76	1.0223	
INLET #2 R3_2056.LAB	3/12/2020	14:21	35.12	2.66	0.08	1.47	-0.25	-0.01	150.76	1.0222	
INLET #2 R3_2057.LAB	3/12/2020	14:22	34.28	2.58	0.08	1.48	-0.27	-0.01	150.77	1.0223	
INLET #2 R3_2058.LAB	3/12/2020	14:23	34.07	2.58	0.08	1.48	-0.29	-0.01	150.77	1.0222	
INLET #2 R3_2059.LAB	3/12/2020	14:24	34.01	2.57	0.08	1.48	-0.25	-0.01	150.77	1.0222	
INLET #2 R3_2060.LAB	3/12/2020	14:25	33.46	2.60	0.08	1.47	-0.26	-0.01	150.76	1.0222	
INLET #2 R3_2061.LAB	3/12/2020	14:26	33.26	2.59	0.08	1.45	-0.25	-0.01	150.75	1.0222	
INLET #2 R3_2062.LAB	3/12/2020	14:27	32.69	2.64	0.08	1.45	-0.24	-0.01	150.75	1.0222	
INLET #2 R3_2063.LAB	3/12/2020	14:28	32.67	2.54	0.08	1.44	-0.27	-0.01	150.75	1.0222	
INLET #2 R3_2064.LAB	3/12/2020	14:29	31.72	2.57	0.08	1.44	-0.24	-0.01	150.76	1.0222	
INLET #2 R3_2065.LAB	3/12/2020	14:30	31.20	2.59	0.08	1.44	-0.27	-0.01	150.76	1.0222	
INLET #2 R3_2066.LAB	3/12/2020	14:31	30.85	2.58	0.08	1.46	-0.25	-0.01	150.74	1.0222	
INLET #2 R3_2067.LAB	3/12/2020	14:32	30.37	2.57	0.08	1.45	-0.25	-0.01	150.76	1.0221	
INLET #2 R3_2068.LAB	3/12/2020	14:33	29.57	2.55	0.08	1.46	-0.31	-0.01	150.73	1.0220	
INLET #2 R3_2069.LAB	3/12/2020	14:34	29.31	2.57	0.08	1.49	-0.22	-0.01	150.74	1.0220	
INLET #2 R3_2070.LAB	3/12/2020	14:35	28.89	2.55	0.08	1.50	-0.28	-0.01	150.74	1.0220	
INLET #2 R3_2071.LAB	3/12/2020	14:36	28.21	2.60	0.08	1.50	-0.25	-0.01	150.74	1.0221	
INLET #2 R3_2072.LAB	3/12/2020	14:37	27.42	2.60	0.08	1.49	-0.26	-0.01	150.75	1.0220	
INLET #2 R3_2073.LAB	3/12/2020	14:38	26.60	2.47	0.08	1.47	-0.24	-0.01	150.75	1.0221	
INLET #2 R3_2074.LAB	3/12/2020	14:39	26.63	2.54	0.08	1.49	-0.24	-0.01	150.74	1.0219	
INLET #2 R3_2075.LAB	3/12/2020	14:40	26.26	2.54	0.08	1.51	-0.24	-0.01	150.73	1.0219	
INLET #2 R3_2076.LAB	3/12/2020	14:41	25.77	2.54	0.08	1.51	-0.26	-0.01	150.72	1.0218	
INLET #2 R3_2077.LAB	3/12/2020	14:42	24.93	2.56	0.08	1.51	-0.24	-0.01	150.75	1.0218	
INLET #2 R3_2078.LAB	3/12/2020	14:43	24.47	2.47	0.08	1.50	-0.23	-0.01	150.76	1.0218	
INLET #2 R3_2079.LAB	3/12/2020	14:44	24.25	2.48	0.08	1.51	-0.29	-0.01	150.75	1.0218	
INLET #2 R3_2080.LAB	3/12/2020	14:45	23.50	2.50	0.08	1.51	-0.27	-0.01	150.75	1.0217	
INLET #2 R3_2081.LAB	3/12/2020	14:46	23.31	2.47	0.08	1.50	-0.23	-0.01	150.75	1.0217	
INLET #2 R3_2082.LAB	3/12/2020	14:48	22.79	2.49	0.08	1.51	-0.24	-0.01	150.73	1.0216	
INLET #2 R3_2083.LAB	3/12/2020	14:49	22.80	2.49	0.07	1.50	-0.29	-0.01	150.75	1.0216	
INLET #2 R3_2084.LAB	3/12/2020	14:50	22.12	2.51	0.07	1.50	-0.27	-0.01	150.75	1.0216	
INLET #2 R3_2085.LAB	3/12/2020	14:51	21.60	2.52	0.07	1.48	-0.29	-0.01	150.77	1.0216	
INLET #2 R3_2086.LAB	3/12/2020	14:52	21.64	2.53	0.07	1.49	-0.28	-0.01	150.76	1.0215	
INLET #2 R3_2087.LAB	3/12/2020	14:53	22.13	2.49	0.07	1.50	-0.27	-0.01	150.75	1.0215	
INLET #2 R3_2088.LAB	3/12/2020	14:54	22.05	2.49	0.07	1.51	-0.24	-0.01	150.75	1.0215	
INLET #2 R3_2089.LAB	3/12/2020	14:55	22.85	2.50	0.07	1.50	-0.23	-0.01	150.75	1.0215	
INLET #2 R3_2090.LAB	3/12/2020	14:56	24.69	2.48	0.07	1.50	-0.23	-0.01	150.73	1.0214	
INLET #2 R3_2091.LAB	3/12/2020	14:57	26.94	2.51	0.07	1.48	-0.25	-0.01	150.74	1.0214	
INLET #2 R3_2092.LAB	3/12/2020	14:58	31.58	2.50	0.07	1.48	-0.27	-0.01	150.75	1.0214	
INLET #2 R3_2093.LAB	3/12/2020	14:59	34.58	2.47	0.07	1.48	-0.25	-0.01	150.76	1.0213	
INLET #2 R3_2094.LAB	3/12/2020	15:00	36.40	2.49	0.07	1.49	-0.23	-0.01	150.74	1.0212	
INLET #2 R3_2095.LAB	3/12/2020	15:01	37.37	2.50	0.07	1.50	-0.26	-0.01	150.75	1.0212	
INLET #2 R3_2096.LAB	3/12/2020	15:02	39.12	2.50	0.07	1.49	-0.20	-0.01	150.76	1.0212	
INLET #2 R3_2097.LAB	3/12/2020	15:03	38.61	2.51	0.07	1.49	-0.22	-0.01	150.74	1.0211	
INLET #2 R3_2098.LAB	3/12/2020	15:04	40.10	2.56	0.07	1.49	-0.23	-0.01	150.72	1.0211	
INLET #2 R3_2099.LAB	3/12/2020	15:05	39.64	2.47	0.07	1.48	-0.24	-0.01	150.73	1.0210	
INLET #2 R3_2100.LAB	3/12/2020	15:06	40.33	2.51	0.07	1.46	-0.27	-0.01	150.74	1.0210	
INLET #2 R3_2102.LAB	3/12/2020	15:08	38.69	2.48	0.07	1.48	-0.27	-0.01	150.75	1.0210	
INLET #2 R3_2103.LAB	3/12/2020	15:09	37.37	2.55	0.07	1.48	-0.26	-0.01	150.76	1.0211	
INLET #2 R3_2104.LAB	3/12/2020	15:10	36.10	2.53	0.07	1.48	-0.27	-0.01	150.75	1.0211	
INLET #2 R3_2105.LAB	3/12/2020	15:11	35.63	2.51	0.07	1.47	-0.26	-0.01	150.75	1.0211	
INLET #2 R3_2106.LAB	3/12/2020	15:12	162.61	2.37	0.07	1.48	-0.25	-0.01	150.75	1.0211	
INLET #2 R3_2107.LAB	3/12/2020	15:13	159.92	2.41	0.07	1.49	-0.26	-0.01	150.73	1.0211	
INLET #2 R3_2108.LAB	3/12/2020	15:14	150.38	2.35	0.07	1.49	-0.29	-0.01	150.76	1.0210	
INLET #2 R3_2109.LAB	3/12/2020	15:15	258.93	2.37	0.07	1.50	-0.09	-0.01	150.76	1.0210	
INLET #2 R3_2110.LAB	3/12/2020	15:16	251.64	2.36	0.07	1.51	-0.14	-0.01	150.77	1.0209	
INLET #2 R3_2111.LAB	3/12/2020	15:17	233.86	2.39	0.07	1.51	-0.19	-0.01	150.75	1.0209	
INLET #2 R3_2112.LAB	3/12/2020	15:18	217.05	2.37	0.07	1.52	-0.16	-0.01	150.75	1.0210	
INLET #2 R3_2113.LAB	3/12/2020	15:19	203.28	2.36	0.07	1.53	-0.13	-0.01	150.75	1.0210	
INLET #2 R3_2114.LAB	3/12/2020	15:20	191.71	2.42	0.07	1.54	-0.12	-0.01	150.76	1.0209	
INLET #2 R3_2115.LAB	3/12/2020	15:21	181.10	2.32	0.07	1.52	-0.25	-0.01	150.76	1.0209	

Spectrum	Date	Time	Ethylene o	METHANE	CO2% 150(	H2O% 150(	Ethylene 150C	SULFUR HE	Temp (C)	Pressure (A	Comments
INLET #2 R3_2116.LAB	3/12/2020	15:22	172.44	2.36	0.07	1.54	-0.29	-0.01	150.74	1.0210	
INLET #2 R3_2117.LAB	3/12/2020	15:23	163.05	2.43	0.07	1.55	-0.24	-0.01	150.73	1.0210	
INLET #2 R3_2118.LAB	3/12/2020	15:24	155.75	2.39	0.07	1.54	-0.26	-0.01	150.74	1.0210	
INLET #2 R3_2119.LAB	3/12/2020	15:25	148.92	2.36	0.07	1.54	-0.26	-0.01	150.74	1.0209	
INLET #2 R3_2120.LAB	3/12/2020	15:26	143.29	2.33	0.07	1.54	-0.27	-0.01	150.75	1.0209	
INLET #2 R3_2121.LAB	3/12/2020	15:27	119.48	2.42	0.07	1.55	-0.24	-0.01	150.74	1.0209	
INLET #2 R3_2122.LAB	3/12/2020	15:28	72.02	2.46	0.07	1.55	-0.25	-0.01	150.74	1.0208	
INLET #2 R3_2123.LAB	3/12/2020	15:29	68.32	2.46	0.07	1.53	-0.29	-0.01	150.75	1.0208	
INLET #2 R3_2124.LAB	3/12/2020	15:30	80.18	2.47	0.07	1.53	-0.23	-0.01	150.76	1.0208	
INLET #2 R3_2125.LAB	3/12/2020	15:31	99.05	2.45	0.07	1.52	-0.26	-0.01	150.75	1.0208	
INLET #2 R3_2126.LAB	3/12/2020	15:32	94.42	2.44	0.07	1.53	-0.29	-0.01	150.74	1.0208	
INLET #2 R3_2127.LAB	3/12/2020	15:33	118.01	2.41	0.07	1.53	-0.25	-0.01	150.73	1.0208	
INLET #2 R3_2128.LAB	3/12/2020	15:34	128.79	2.41	0.07	1.56	-0.29	-0.01	150.75	1.0207	
INLET #2 R3_2129.LAB	3/12/2020	15:35	126.58	2.43	0.07	1.57	-0.24	-0.01	150.75	1.0207	
INLET #2 R3_2130.LAB	3/12/2020	15:36	88.68	2.51	0.07	1.58	-0.21	-0.01	150.75	1.0207	
INLET #2 R3_2131.LAB	3/12/2020	15:37	90.18	2.42	0.07	1.59	-0.27	-0.01	150.76	1.0207	
INLET #2 R3_2132.LAB	3/12/2020	15:38	88.78	2.46	0.07	1.60	-0.28	-0.01	150.75	1.0207	
INLET #2 R3_2133.LAB	3/12/2020	15:39	77.49	2.43	0.07	1.58	-0.22	-0.01	150.76	1.0207	
INLET #2 R3_2134.LAB	3/12/2020	15:40	66.56	2.54	0.07	1.58	-0.25	-0.01	150.76	1.0207	
INLET #2 R3_2135.LAB	3/12/2020	15:41	37.01	2.54	0.07	1.56	-0.22	-0.01	150.76	1.0206	
INLET #2 R3_2136.LAB	3/12/2020	15:42	29.92	2.50	0.07	1.54	-0.21	0.00	150.75	1.0206	
INLET #2 R3_2137.LAB	3/12/2020	15:43	30.53	2.50	0.07	1.54	-0.21	-0.01	150.74	1.0206	
INLET #2 R3_2138.LAB	3/12/2020	15:44	33.87	2.55	0.08	1.54	-0.21	-0.01	150.77	1.0207	
INLET #2 R3_2139.LAB	3/12/2020	15:45	36.08	2.56	0.08	1.55	-0.25	-0.01	150.75	1.0206	
INLET #2 R3_2140.LAB	3/12/2020	15:46	35.69	2.55	0.08	1.57	-0.25	-0.01	150.76	1.0206	
INLET #2 R3_2141.LAB	3/12/2020	15:47	33.94	2.55	0.08	1.59	-0.26	-0.01	150.74	1.0206	
INLET #2 R3_2142.LAB	3/12/2020	15:48	27.75	2.51	0.08	1.58	-0.20	-0.01	150.74	1.0206	
INLET #2 R3_2143.LAB	3/12/2020	15:49	25.88	2.54	0.08	1.58	-0.27	0.00	150.74	1.0206	
INLET #2 R3_2144.LAB	3/12/2020	15:50	25.31	2.56	0.08	1.59	-0.24	-0.01	150.77	1.0205	
INLET #2 R3_2145.LAB	3/12/2020	15:51	25.30	2.57	0.08	1.60	-0.23	-0.01	150.76	1.0205	
INLET #2 R3_2146.LAB	3/12/2020	15:52	27.79	2.57	0.08	1.57	-0.21	0.00	150.74	1.0205	
INLET #2 R3_2147.LAB	3/12/2020	15:53	25.65	2.55	0.08	1.59	-0.25	0.00	150.76	1.0205	
INLET #2 R3_2148.LAB	3/12/2020	15:54	26.17	2.57	0.08	1.56	-0.24	0.00	150.76	1.0205	
INLET #2 R3_2149.LAB	3/12/2020	15:55	25.72	2.56	0.08	1.55	-0.19	0.00	150.74	1.0205	
INLET #2 R3_2150.LAB	3/12/2020	15:56	24.63	2.55	0.08	1.53	-0.20	-0.01	150.72	1.0205	
INLET #2 R3_2151.LAB	3/12/2020	15:57	24.50	2.54	0.08	1.54	-0.20	0.00	150.75	1.0205	
INLET #2 R3_2152.LAB	3/12/2020	15:58	23.83	2.54	0.08	1.54	-0.23	0.00	150.76	1.0204	
INLET #2 R3_2153.LAB	3/12/2020	16:00	23.56	2.52	0.08	1.54	-0.18	0.00	150.77	1.0204	
INLET #2 R3_2154.LAB	3/12/2020	16:01	23.15	2.49	0.08	1.56	-0.21	0.00	150.77	1.0204	
INLET #2 R3_2155.LAB	3/12/2020	16:02	22.86	2.53	0.08	1.60	-0.18	-0.01	150.75	1.0203	
INLET #2 R3_2156.LAB	3/12/2020	16:03	24.11	2.53	0.07	1.57	-0.19	0.00	150.77	1.0203	
INLET #2 R3_2157.LAB	3/12/2020	16:04	22.18	2.48	0.08	1.58	-0.25	0.00	150.77	1.0202	
INLET #2 R3_2158.LAB	3/12/2020	16:05	22.34	2.51	0.07	1.55	-0.18	0.00	150.75	1.0202	
INLET #2 R3_2159.LAB	3/12/2020	16:06	22.17	2.58	0.07	1.53	-0.21	0.00	150.77	1.0202	
INLET #2 R3_2160.LAB	3/12/2020	16:07	21.90	2.54	0.07	1.54	-0.19	0.00	150.76	1.0202	
INLET #2 R3_2161.LAB	3/12/2020	16:08	21.54	2.51	0.07	1.55	-0.19	0.00	150.75	1.0201	
INLET #2 R3_2162.LAB	3/12/2020	16:09	146.83	2.36	0.07	1.56	-0.27	-0.01	150.76	1.0202	
INLET #2 R3_2163.LAB	3/12/2020	16:10	181.42	2.38	0.07	1.63	-0.18	-0.01	150.76	1.0201	
INLET #2 R3_2164.LAB	3/12/2020	16:11	175.87	2.40	0.07	1.60	-0.27	-0.01	150.74	1.0202	
INLET #2 R3_2165.LAB	3/12/2020	16:12	171.94	2.41	0.07	1.60	-0.24	-0.01	150.75	1.0201	
INLET #2 R3_2166.LAB	3/12/2020	16:13	168.59	2.39	0.07	1.60	-0.21	0.00	150.75	1.0201	
INLET #2 R3_2167.LAB	3/12/2020	16:14	165.38	2.39	0.07	1.58	-0.19	0.00	150.76	1.0201	
INLET #2 R3_2168.LAB	3/12/2020	16:15	161.39	2.41	0.07	1.62	-0.27	-0.01	150.76	1.0201	
INLET #2 R3_2169.LAB	3/12/2020	16:16	161.07	2.47	0.07	1.58	-0.21	0.00	150.77	1.0202	
INLET #2 R3_2170.LAB	3/12/2020	16:17	156.34	2.33	0.07	1.61	-0.25	0.00	150.77	1.0201	
INLET #2 R3_2171.LAB	3/12/2020	16:18	156.42	2.40	0.07	1.58	-0.21	0.00	150.77	1.0201	
INLET #2 R3_2172.LAB	3/12/2020	16:19	151.46	2.40	0.07	1.63	-0.24	0.00	150.76	1.0201	
INLET #2 R3_2173.LAB	3/12/2020	16:20	151.19	2.41	0.07	1.58	-0.20	0.00	150.76	1.0201	
INLET #2 R3_2174.LAB	3/12/2020	16:21	147.77	2.34	0.07	1.62	-0.17	0.00	150.77	1.0201	
INLET #2 R3_2175.LAB	3/12/2020	16:22	146.98	2.35	0.07	1.58	-0.24	0.00	150.77	1.0201	
INLET #2 R3_2176.LAB	3/12/2020	16:23	144.13	2.43	0.07	1.61	-0.17	0.00	150.76	1.0201	
INLET #2 R3_2177.LAB	3/12/2020	16:24	117.82	2.44	0.07	1.56	-0.17	0.00	150.75	1.0201	
INLET #2 R3_2178.LAB	3/12/2020	16:25	21.59	2.51	0.07	1.57	-0.16	0.00	150.76	1.0201	
INLET #2 R3_2179.LAB	3/12/2020	16:26	19.84	2.54	0.07	1.55	-0.17	0.00	150.76	1.0201	
INLET #2 R3_2180.LAB	3/12/2020	16:27	57.92	2.49	0.07	1.55	-0.14	0.00	150.75	1.0202	
INLET #2 R3_2181.LAB	3/12/2020	16:28	155.01	2.36	0.07	1.57	-0.12	0.00	150.76	1.0202	
INLET #2 R3_2182.LAB	3/12/2020	16:29	151.86	2.37	0.07	1.58	-0.20	0.00	150.76	1.0203	
INLET #2 R3_2183.LAB	3/12/2020	16:30	147.02	2.45	0.07	1.60	-0.20	0.00	150.76	1.0202	
INLET #2 R3_2184.LAB	3/12/2020	16:31	145.16	2.51	0.07	1.56	-0.13	0.00	150.77	1.0202	
INLET #2 R3_2185.LAB	3/12/2020	16:32	155.00	2.44	0.07	1.59	-0.17	0.00	150.75	1.0202	
INLET #2 R3_2186.LAB	3/12/2020	16:33	111.02	2.45	0.07	1.57	-0.11	0.00	150.77	1.0202	
INLET #2 R3_2187.LAB	3/12/2020	16:34	96.72	2.50	0.07	1.60	-0.16	0.00	150.76	1.0203	
INLET #2 R3_2188.LAB	3/12/2020	16:35	100.37	2.52	0.07	1.56	-0.09	0.00	150.77	1.0202	
INLET #2 R3_2189.LAB	3/12/2020	16:36	86.89	2.56	0.08	1.59	-0.12	0.00	150.77	1.0202	
INLET #2 R3_2190.LAB	3/12/2020	16:37	80.50	2.53	0.08	1.57	-0.09	0.00	150.77	1.0202	
INLET #2 R3_2191.LAB	3/12/2020	16:38	76.04	2.58	0.08	1.57	-0.13	0.00	150.77	1.0203	

Spectrum	Date	Time	Ethylene o	METHANE	CO2% 150(	H2O% 150(	Ethylene 150(	SULFUR HE	Temp (C)	Pressure (/	Comments
INLET #2 R3_2192.LAB	3/12/2020	16:39	70.87	2.63	0.08	1.55	-0.15	0.00	150.77	1.0203	
INLET #2 R3_2193.LAB	3/12/2020	16:40	63.65	2.67	0.08	1.54	-0.15	0.00	150.77	1.0203	
INLET #2 R3_2194.LAB	3/12/2020	16:41	56.73	2.61	0.08	1.53	-0.19	0.00	150.77	1.0204	
INLET #2 R3_2195.LAB	3/12/2020	16:42	52.62	2.63	0.09	1.53	-0.14	0.00	150.75	1.0203	
INLET #2 R3_2196.LAB	3/12/2020	16:43	48.74	2.68	0.09	1.52	-0.15	0.00	150.74	1.0203	
INLET #2 R3_2197.LAB	3/12/2020	16:44	43.83	2.67	0.09	1.52	-0.11	0.00	150.74	1.0203	
INLET #2 R3_2198.LAB	3/12/2020	16:45	42.57	2.73	0.09	1.51	-0.17	0.00	150.76	1.0203	
INLET #2 R3_2199.LAB	3/12/2020	16:46	42.52	2.71	0.09	1.52	-0.17	0.00	150.75	1.0203	
INLET #2 R3_2200.LAB	3/12/2020	16:47	41.19	2.68	0.09	1.53	-0.15	0.00	150.75	1.0203	
INLET #2 R3_2201.LAB	3/12/2020	16:48	40.49	2.67	0.08	1.53	-0.18	0.00	150.77	1.0203	
INLET #2 R3_2202.LAB	3/12/2020	16:49	39.75	2.60	0.08	1.51	-0.19	0.00	150.75	1.0203	
INLET #2 R3_2203.LAB	3/12/2020	16:50	39.07	2.70	0.08	1.50	-0.10	0.00	150.76	1.0203	
INLET #2 R3_2204.LAB	3/12/2020	16:51	38.24	2.68	0.08	1.48	-0.12	0.00	150.77	1.0203	
INLET #2 R3_2205.LAB	3/12/2020	16:54	38.43	0.04	0.08	1.48	-0.12	0.00	150.77	1.0203	
INLET #2 R3_2206.LAB	3/12/2020	16:55	38.47	0.04	0.08	1.48	-0.12	0.00	150.76	1.0203	
INLET #2 R3_2207.LAB	3/12/2020	16:56	38.38	0.04	0.08	1.48	-0.12	0.00	150.77	1.0203	
INLET #2 R3_2208.LAB	3/12/2020	16:57	38.42	0.04	0.08	1.48	-0.12	0.00	150.75	1.0203	
INLET #2 R3_2209.LAB	3/12/2020	16:58	38.25	0.04	0.08	1.48	-0.12	0.00	150.76	1.0203	
INLET #2 R3_2210.LAB	3/12/2020	16:59	38.25	0.04	0.08	1.48	-0.12	0.00	150.77	1.0204	
INLET #2 R3_2211.LAB	3/12/2020	17:00	38.29	0.04	0.08	1.48	-0.12	0.00	150.76	1.0204	
INLET #2 R3_2212.LAB	3/12/2020	17:01	38.31	0.04	0.08	1.48	-0.12	0.00	150.75	1.0203	
INLET #2 R3_2213.LAB	3/12/2020	17:02	38.31	0.04	0.08	1.48	-0.12	0.00	150.74	1.0204	
INLET #2 R3_2214.LAB	3/12/2020	17:03	38.37	0.04	0.08	1.48	-0.12	0.00	150.75	1.0204	
INLET #2 R3_2215.LAB	3/12/2020	17:04	38.31	0.04	0.08	1.48	-0.12	0.00	150.73	1.0205	
INLET #2 R3_2216.LAB	3/12/2020	17:05	38.47	0.04	0.08	1.48	-0.12	0.00	150.74	1.0204	
INLET #2 R3_2217.LAB	3/12/2020	17:06	38.26	0.04	0.08	1.48	-0.12	0.00	150.75	1.0205	
INLET #2 R3_2218.LAB	3/12/2020	17:07	38.34	0.04	0.08	1.48	-0.12	0.00	150.75	1.0204	
INLET #2 R3_2219.LAB	3/12/2020	17:08	38.44	0.04	0.08	1.48	-0.12	0.00	150.77	1.0205	
INLET #2 R3_2220.LAB	3/12/2020	17:09	38.46	0.04	0.08	1.48	-0.12	0.00	150.74	1.0204	
INLET #2 R3_2221.LAB	3/12/2020	17:10	38.31	0.04	0.08	1.48	-0.12	0.00	150.74	1.0204	
INLET #2 R3_2222.LAB	3/12/2020	17:11	38.30	0.04	0.08	1.48	-0.12	0.00	150.72	1.0204	
INLET #2 R3_2223.LAB	3/12/2020	17:12	38.38	0.04	0.08	1.48	-0.12	0.00	150.74	1.0204	
INLET #2 R3_2224.LAB	3/12/2020	17:13	38.46	0.04	0.08	1.48	-0.12	0.00	150.74	1.0204	
INLET #2 R3_2225.LAB	3/12/2020	17:14	38.41	0.04	0.08	1.48	-0.12	0.00	150.76	1.0204	
INLET #2 R3_2226.LAB	3/12/2020	17:15	38.38	0.04	0.08	1.48	-0.12	0.00	150.75	1.0203	
INLET #2 R3_2227.LAB	3/12/2020	17:16	38.44	0.04	0.08	1.48	-0.12	0.00	150.70	1.0203	
INLET #2 R3_2228.LAB	3/12/2020	17:17	38.34	0.04	0.08	1.48	-0.12	0.00	150.70	1.0203	
INLET #2 R3_2229.LAB	3/12/2020	17:18	38.28	0.04	0.08	1.48	-0.12	0.00	150.74	1.0203	
INLET #2 R3_2230.LAB	3/12/2020	17:19	38.27	0.04	0.08	1.48	-0.12	0.00	150.75	1.0204	
INLET #2 R3_2231.LAB	3/12/2020	17:20	38.46	0.04	0.08	1.48	-0.12	0.00	150.77	1.0204	
INLET #2 R3_2232.LAB	3/12/2020	17:21	38.26	0.04	0.08	1.48	-0.12	0.00	150.74	1.0204	
INLET #2 R3_2233.LAB	3/12/2020	17:22	38.31	0.04	0.08	1.48	-0.12	0.00	150.71	1.0204	
INLET #2 R3_2234.LAB	3/12/2020	17:23	38.32	0.04	0.08	1.48	-0.12	0.00	150.71	1.0204	
INLET #2 R3_2235.LAB	3/12/2020	17:24	38.46	0.04	0.08	1.48	-0.12	0.00	150.74	1.0204	
INLET #2 R3_2236.LAB	3/12/2020	17:25	38.34	0.04	0.08	1.48	-0.12	0.00	150.74	1.0204	
INLET #2 R3_2237.LAB	3/12/2020	17:26	38.25	0.04	0.08	1.48	-0.12	0.00	150.75	1.0204	
INLET #2 R3_2238.LAB	3/12/2020	17:27	38.32	0.04	0.08	1.48	-0.12	0.00	150.73	1.0204	
INLET #2 R3_2239.LAB	3/12/2020	17:28	38.42	0.04	0.08	1.48	-0.12	0.00	150.75	1.0204	
INLET #2 R3_2240.LAB	3/12/2020	17:29	38.26	0.04	0.08	1.48	-0.12	0.00	150.72	1.0204	
INLET #2 R3_2241.LAB	3/12/2020	17:30	38.44	0.04	0.08	1.48	-0.12	0.00	150.75	1.0205	
INLET #2 R3_2242.LAB	3/12/2020	17:31	38.40	0.04	0.08	1.48	-0.12	0.00	150.70	1.0205	
INLET #2 R3_2243.LAB	3/12/2020	17:32	38.35	0.04	0.08	1.48	-0.12	0.00	150.73	1.0205	
INLET #2 R3_2244.LAB	3/12/2020	17:33	38.36	0.04	0.08	1.48	-0.12	0.00	150.74	1.0205	
INLET #2 R3_2245.LAB	3/12/2020	17:34	38.31	0.04	0.08	1.48	-0.12	0.00	150.70	1.0205	
INLET #2 R3_2246.LAB	3/12/2020	17:35	38.41	0.04	0.08	1.48	-0.12	0.00	150.68	1.0205	
INLET #2 R3_2247.LAB	3/12/2020	17:36	38.40	0.04	0.08	1.48	-0.12	0.00	150.72	1.0205	
INLET #2 R3_2248.LAB	3/12/2020	17:37	38.24	0.04	0.08	1.48	-0.12	0.00	150.68	1.0205	
INLET #2 R3_2249.LAB	3/12/2020	17:38	38.46	0.04	0.08	1.48	-0.12	0.00	150.68	1.0206	
INLET #2 R3_2250.LAB	3/12/2020	17:39	38.45	0.04	0.08	1.48	-0.12	0.00	150.68	1.0206	
INLET #2 R3_2251.LAB	3/12/2020	17:40	38.40	0.04	0.08	1.48	-0.12	0.00	150.68	1.0207	
INLET #2 R3_2252.LAB	3/12/2020	17:41	38.28	0.04	0.08	1.48	-0.12	0.00	150.66	1.0207	
INLET #2 R3_2253.LAB	3/12/2020	17:42	38.40	0.04	0.08	1.48	-0.12	0.00	150.68	1.0207	
INLET #2 R3_2254.LAB	3/12/2020	17:43	38.45	0.04	0.08	1.48	-0.12	0.00	150.66	1.0208	
INLET #2 R3_2255.LAB	3/12/2020	17:44	38.34	0.04	0.08	1.48	-0.12	0.00	150.71	1.0207	
INLET #2 R3_2256.LAB	3/12/2020	17:46	38.45	0.04	0.08	1.48	-0.12	0.00	150.70	1.0208	
INLET #2 R3_2257.LAB	3/12/2020	17:47	38.31	0.04	0.08	1.48	-0.12	0.00	150.70	1.0207	
INLET #2 R3_2258.LAB	3/12/2020	17:48	38.46	0.04	0.08	1.48	-0.12	0.00	150.70	1.0208	
INLET #2 R3_2259.LAB	3/12/2020	17:49	38.39	0.04	0.08	1.48	-0.12	0.00	150.74	1.0208	
INLET #2 R3_2260.LAB	3/12/2020	17:50	38.36	0.04	0.08	1.48	-0.12	0.00	150.74	1.0208	
INLET #2 R3_2261.LAB	3/12/2020	17:51	38.38	0.04	0.08	1.48	-0.12	0.00	150.74	1.0209	
INLET #2 R3_2262.LAB	3/12/2020	17:52	38.44	0.04	0.08	1.48	-0.12	0.00	150.75	1.0208	
INLET #2 R3_2263.LAB	3/12/2020	17:53	38.27	0.04	0.08	1.48	-0.12	0.00	150.76	1.0209	
INLET #2 R3_2264.LAB	3/12/2020	17:54	38.30	0.04	0.08	1.48	-0.12	0.00	150.76	1.0209	
INLET #2 R3_2265.LAB	3/12/2020	17:55	38.31	0.04	0.08	1.48	-0.12	0.00	150.76	1.0209	
INLET #2 R3_2266.LAB	3/12/2020	17:56	38.39	0.04	0.08	1.48	-0.12	0.00	150.76	1.0209	
INLET #2 R3_2267.LAB	3/12/2020	17:57	38.49	0.04	0.08	1.48	-0.12	0.00	150.98	1.0206	

Spectrum	Date	Time	Ethylene o	METHANE	CO2% 150(	H2O% 150(	Ethylene 150C	SULFUR HE	Temp (C)	Pressure (A	Comments
INLET #2 R3_2268.LAB	3/12/2020	17:59	162.66	2.21	0.07	1.55	-0.21	-0.01	151.66	1.0208	
INLET #2 R3_2269.LAB	3/12/2020	18:00	157.70	2.25	0.07	1.56	-0.21	-0.01	151.67	1.0207	
INLET #2 R3_2270.LAB	3/12/2020	18:01	153.89	2.23	0.07	1.55	-0.29	-0.01	150.95	1.0207	
INLET #2 R3_2271.LAB	3/12/2020	18:02	150.56	2.31	0.07	1.55	-0.28	-0.01	150.64	1.0206	
INLET #2 R3_2272.LAB	3/12/2020	18:03	148.76	2.26	0.07	1.56	-0.30	-0.01	150.65	1.0205	
INLET #2 R3_2273.LAB	3/12/2020	18:04	145.25	2.25	0.07	1.56	-0.26	-0.01	150.67	1.0205	
INLET #2 R3_2274.LAB	3/12/2020	18:05	142.69	2.24	0.07	1.57	-0.28	-0.01	150.71	1.0204	
INLET #2 R3_2275.LAB	3/12/2020	18:06	140.98	2.30	0.07	1.57	-0.23	-0.01	150.77	1.0204	
INLET #2 R3_2276.LAB	3/12/2020	18:07	138.44	2.28	0.07	1.58	-0.28	-0.01	150.77	1.0204	
INLET #2 R3_2277.LAB	3/12/2020	18:08	136.93	2.35	0.07	1.58	-0.26	-0.01	150.78	1.0204	
INLET #2 R3_2278.LAB	3/12/2020	18:09	133.96	2.35	0.07	1.58	-0.28	-0.01	150.79	1.0205	
INLET #2 R3_2279.LAB	3/12/2020	18:10	156.16	2.35	0.07	1.59	-0.24	-0.01	150.82	1.0204	
INLET #2 R3_2280.LAB	3/12/2020	18:11	124.02	2.36	0.07	1.59	-0.25	-0.01	150.83	1.0203	
INLET #2 R3_2281.LAB	3/12/2020	18:12	82.64	2.39	0.07	1.58	-0.21	-0.01	150.83	1.0204	
INLET #2 R3_2282.LAB	3/12/2020	18:13	80.44	2.40	0.07	1.58	-0.24	-0.01	150.87	1.0203	
INLET #2 R3_2283.LAB	3/12/2020	18:14	74.92	2.47	0.07	1.57	-0.24	-0.01	150.86	1.0203	
INLET #2 R3_2284.LAB	3/12/2020	18:15	70.24	2.50	0.07	1.57	-0.17	-0.01	150.85	1.0204	
INLET #2 R3_2285.LAB	3/12/2020	18:16	72.99	2.45	0.08	1.57	-0.15	-0.01	150.84	1.0204	
INLET #2 R3_2286.LAB	3/12/2020	18:17	69.58	2.53	0.08	1.56	-0.16	-0.01	150.87	1.0203	
INLET #2 R3_2287.LAB	3/12/2020	18:18	68.37	2.57	0.08	1.56	-0.21	-0.01	150.87	1.0203	
INLET #2 R3_2288.LAB	3/12/2020	18:19	64.86	2.55	0.08	1.56	-0.17	-0.01	150.87	1.0204	
INLET #2 R3_2289.LAB	3/12/2020	18:21	62.38	2.49	0.08	1.55	-0.18	-0.01	150.87	1.0203	
INLET #2 R3_2290.LAB	3/12/2020	18:22	58.52	2.47	0.08	1.55	-0.16	-0.01	150.85	1.0204	
INLET #2 R3_2291.LAB	3/12/2020	18:23	59.13	2.59	0.08	1.55	-0.18	-0.01	150.86	1.0204	
INLET #2 R3_2292.LAB	3/12/2020	18:24	57.24	2.57	0.08	1.54	-0.13	-0.01	150.86	1.0204	
INLET #2 R3_2293.LAB	3/12/2020	18:25	53.40	2.54	0.08	1.55	-0.15	-0.01	150.87	1.0204	
INLET #2 R3_2294.LAB	3/12/2020	18:26	51.46	2.58	0.08	1.55	-0.15	-0.01	150.85	1.0204	
INLET #2 R3_2295.LAB	3/12/2020	18:27	50.09	2.65	0.09	1.55	-0.10	-0.01	150.87	1.0204	
INLET #2 R3_2296.LAB	3/12/2020	18:28	45.13	2.60	0.09	1.56	-0.14	-0.01	150.86	1.0204	
INLET #2 R3_2297.LAB	3/12/2020	18:29	43.28	2.61	0.08	1.56	-0.17	-0.01	150.86	1.0204	Stop Run 3
INLET #2 R3_2298.LAB	3/12/2020	18:30	40.62	2.59	0.08	1.56	-0.13	-0.01	150.87	1.0204	
INLET #2 R3_2299.LAB	3/12/2020	18:31	41.32	2.62	0.08	1.56	-0.11	-0.01	150.85	1.0204	
INLET #2 R3_2300.LAB	3/12/2020	18:32	40.65	2.63	0.08	1.57	-0.16	-0.01	150.87	1.0204	
INLET #2 R3_2301.LAB	3/12/2020	18:33	40.82	2.70	0.08	1.57	-0.15	-0.01	150.87	1.0206	
INLET #2 R3_2302.LAB	3/12/2020	18:34	39.87	2.68	0.08	1.56	-0.15	-0.01	150.87	1.0205	
INLET #2 R3_2303.LAB	3/12/2020	18:35	39.49	2.68	0.08	1.56	-0.10	-0.01	150.86	1.0206	
INLET #2 R3_2304.LAB	3/12/2020	18:36	37.92	2.65	0.08	1.55	-0.15	-0.01	150.87	1.0205	
INLET #2 R3_2305.LAB	3/12/2020	18:37	38.57	2.67	0.08	1.54	-0.19	-0.01	150.86	1.0205	
INLET #2 R3_2306.LAB	3/12/2020	18:38	38.19	2.65	0.08	1.54	-0.14	-0.01	150.87	1.0205	
INLET #2 R3_2307.LAB	3/12/2020	18:39	36.45	2.66	0.08	1.55	-0.15	-0.01	150.87	1.0205	
INLET #2 R3_2308.LAB	3/12/2020	18:40	35.75	2.65	0.08	1.55	-0.17	-0.01	150.87	1.0205	
INLET #2 R3_2309.LAB	3/12/2020	18:41	34.93	2.62	0.08	1.55	-0.16	-0.01	150.86	1.0204	
INLET #2 R3_2310.LAB	3/12/2020	18:42	34.59	2.59	0.08	1.56	-0.22	-0.01	150.84	1.0205	
INLET #2 R3_2311.LAB	3/12/2020	18:43	34.27	2.64	0.08	1.56	-0.19	-0.01	150.86	1.0205	
INLET #2 R3_2312.LAB	3/12/2020	18:44	33.84	2.58	0.08	1.57	-0.24	-0.01	150.87	1.0205	
INLET #2 R3_2313.LAB	3/12/2020	18:45	33.26	2.64	0.08	1.56	-0.15	-0.01	150.85	1.0205	
INLET #2 R3_2314.LAB	3/12/2020	18:46	32.05	2.62	0.08	1.57	-0.19	-0.01	150.87	1.0205	
INLET #2 R3_2315.LAB	3/12/2020	18:47	31.27	2.60	0.08	1.57	-0.24	-0.01	150.87	1.0204	
INLET #2 R3_2316.LAB	3/12/2020	18:48	27.79	2.44	0.07	1.49	-0.18	-0.01	150.84	1.0158	
INLET #2 R3_2317.LAB	3/12/2020	19:51	1.64	0.02	0.00	-0.01	-0.27	-0.01	150.83	1.0320	
INLET #2 R3_2318.LAB	3/12/2020	19:52	4.80	2.41	0.05	0.91	0.00	0.07	150.84	1.0205	

Spectrum	Date	Time	lene oxide	NE LOW (P	CO2% 150C	H2O% 150C	Ethylene 150C	HEXAFLUOR	Temp (C)	ressure (Atm)	
INLET #2 R3_2319.LAB	3/12/2020	19:53	1.35	0.07	0.00	0.40	-0.24	-0.01	150.82	1.0200	
INLET #2 R3_2320.LAB	3/12/2020	19:53	0.90	0.10	0.00	0.37	-0.28	-0.01	150.78	1.0199	
INLET #2 R3_2321.LAB	3/12/2020	19:53	0.79	0.13	0.00	0.32	-0.26	0.00	150.78	1.0198	Post-Test n2 baseline
INLET #2 R3_2322.LAB	3/12/2020	19:53	3.94	1.00	0.02	0.51	-0.22	0.00	150.78	1.0201	
INLET #2 R3_2323.LAB	3/12/2020	19:54	1.10	0.07	0.24	0.33	75.59	4.06	150.80	1.0199	
INLET #2 R3_2324.LAB	3/12/2020	19:54	1.36	0.12	0.00	0.28	102.52	5.06	150.80	1.0199	
INLET #2 R3_2325.LAB	3/12/2020	19:54	1.27	0.17	0.00	0.25	102.11	4.99	150.82	1.0198	
INLET #2 R3_2326.LAB	3/12/2020	19:54	1.57	0.11	0.00	0.22	102.26	5.01	150.80	1.0198	Post-Test CT5 injection
INLET #2 R3_2327.LAB	3/12/2020	19:55	1.38	0.02	0.00	0.20	102.36	5.01	150.83	1.0199	
INLET #2 R3_2328.LAB	3/12/2020	19:55	1.53	-0.06	0.00	0.19	102.49	5.01	150.82	1.0198	
INLET #2 R3_2329.LAB	3/12/2020	19:55	2.03	0.07	0.00	0.17	102.53	5.02	150.80	1.0199	
INLET #2 R3_2330.LAB	3/12/2020	19:56	1.70	-0.11	0.00	0.16	102.26	5.01	150.81	1.0197	
INLET #2 R3_2331.LAB	3/12/2020	19:56	1.90	-0.07	0.00	0.15	103.17	5.02	150.80	1.0197	
INLET #2 R3_2332.LAB	3/12/2020	19:56	1.78	0.00	0.00	0.14	102.62	5.02	150.78	1.0197	
INLET #2 R3_2333.LAB	3/12/2020	19:56	1.40	0.06	0.00	0.13	102.20	5.02	150.80	1.0197	
INLET #2 R3_2334.LAB	3/12/2020	19:57	4.26	0.85	0.02	0.17	66.43	3.38	150.80	1.0199	
INLET #2 R3_2335.LAB	3/12/2020	19:57	57.47	0.06	0.08	0.15	17.56	5.15	150.77	1.0197	
INLET #2 R3_2336.LAB	3/12/2020	19:57	96.83	-0.07	0.00	0.11	3.02	5.18	150.79	1.0197	
INLET #2 R3_2337.LAB	3/12/2020	19:57	103.41	-0.10	0.00	0.10	2.89	5.16	150.77	1.0197	
INLET #2 R3_2338.LAB	3/12/2020	19:58	107.50	-0.25	0.00	0.10	2.71	5.16	150.77	1.0197	
INLET #2 R3_2339.LAB	3/12/2020	19:58	109.25	-0.10	0.00	0.10	2.71	5.16	150.74	1.0195	
INLET #2 R3_2340.LAB	3/12/2020	19:58	110.55	-0.12	0.00	0.09	2.76	5.15	150.67	1.0196	
INLET #2 R3_2341.LAB	3/12/2020	19:58	110.53	-0.10	0.00	0.09	2.74	5.15	150.68	1.0196	

Spectrum	Date	Time	Ethylene o	METHANE	CO2% 150(	H2O% 150(	Ethylene 150(	SULFUR HE	Temp (C)	Pressure (A	Comments
INLET #2 R3_2342.LAB	3/12/2020	19:59	110.64	-0.11	0.00	0.08	2.77	5.15	150.76	1.0196	
INLET #2 R3_2343.LAB	3/12/2020	19:59	110.48	-0.07	0.00	0.08	2.64	5.15	150.76	1.0196	
INLET #2 R3_2344.LAB	3/12/2020	19:59	110.53	-0.03	0.00	0.09	2.58	5.16	150.74	1.0197	
INLET #2 R3_2345.LAB	3/12/2020	19:59	109.96	-0.19	0.00	0.08	2.59	5.16	150.71	1.0196	
INLET #2 R3_2346.LAB	3/12/2020	20:00	109.74	-0.12	0.00	0.07	2.58	5.16	150.76	1.0196	
INLET #2 R3_2347.LAB	3/12/2020	20:00	109.60	-0.15	0.00	0.07	2.49	5.16	150.76	1.0196	
INLET #2 R3_2348.LAB	3/12/2020	20:00	109.30	-0.18	0.00	0.07	2.62	5.16	150.73	1.0196	
INLET #2 R3_2349.LAB	3/12/2020	20:00	108.55	-0.13	0.00	0.07	2.64	5.15	150.72	1.0161	
INLET #2 R3_2350.LAB	3/12/2020	20:01	107.12	-0.19	0.00	0.07	2.69	5.14	150.75	1.0011	
INLET #2 R3_2351.LAB	3/12/2020	20:01	105.78	-0.13	0.00	0.07	2.49	5.15	150.72	1.0113	
INLET #2 R3_2352.LAB	3/12/2020	20:01	108.15	-0.03	0.00	0.08	2.73	5.17	150.68	1.0313	
INLET #2 R3_2353.LAB	3/12/2020	20:02	108.38	-0.10	0.00	0.07	2.54	5.18	150.68	1.0313	
INLET #2 R3_2354.LAB	3/12/2020	20:02	108.18	-0.18	0.00	0.05	2.64	5.17	150.69	1.0313	
INLET #2 R3_2355.LAB	3/12/2020	20:02	108.32	-0.10	0.00	0.05	2.64	5.17	150.73	1.0319	
INLET #2 R3_2356.LAB	3/12/2020	20:02	108.16	-0.11	0.00	0.05	2.61	5.18	150.70	1.0322	
INLET #2 R3_2357.LAB	3/12/2020	20:03	108.14	-0.06	0.00	0.05	2.61	5.18	150.68	1.0323	
INLET #2 R3_2358.LAB	3/12/2020	20:03	108.18	-0.12	0.00	0.05	2.52	5.19	150.71	1.0322	
INLET #2 R3_2359.LAB	3/12/2020	20:03	107.86	-0.05	0.00	0.05	2.46	5.19	150.68	1.0323	
INLET #2 R3_2360.LAB	3/12/2020	20:03	107.28	-0.05	0.00	0.04	2.42	5.18	150.68	1.0322	
INLET #2 R3_2361.LAB	3/12/2020	20:04	107.43	-0.18	0.00	0.05	2.61	5.18	150.68	1.0322	
INLET #2 R3_2362.LAB	3/12/2020	20:04	106.88	-0.13	0.00	0.04	2.57	5.18	150.74	1.0323	
INLET #2 R3_2363.LAB	3/12/2020	20:04	104.89	-0.07	0.00	0.04	2.53	5.18	150.77	1.0345	
INLET #2 R3_2364.LAB	3/12/2020	20:04	105.57	-0.18	0.00	0.04	2.70	5.18	150.77	1.0434	
INLET #2 R3_2365.LAB	3/12/2020	20:05	106.48	-0.10	0.00	0.04	2.63	5.18	150.71	1.0433	
INLET #2 R3_2366.LAB	3/12/2020	20:05	106.51	-0.17	0.00	0.03	2.68	5.19	150.68	1.0438	
INLET #2 R3_2367.LAB	3/12/2020	20:05	105.60	-0.14	0.00	0.03	2.48	5.19	150.68	1.0446	
INLET #2 R3_2368.LAB	3/12/2020	20:05	106.30	-0.05	0.00	0.02	2.59	5.19	150.67	1.0463	
INLET #2 R3_2369.LAB	3/12/2020	20:06	106.66	-0.14	0.00	0.03	2.72	5.19	150.71	1.0464	
INLET #2 R3_2370.LAB	3/12/2020	20:06	106.41	-0.16	0.00	0.03	2.59	5.20	150.67	1.0462	
INLET #2 R3_2371.LAB	3/12/2020	20:06	106.17	-0.14	0.00	0.03	2.62	5.20	150.69	1.0464	
INLET #2 R3_2372.LAB	3/12/2020	20:07	106.63	-0.09	0.00	0.02	2.63	5.19	150.72	1.0465	
INLET #2 R3_2373.LAB	3/12/2020	20:07	106.32	-0.16	0.00	0.02	2.69	5.19	150.73	1.0464	
INLET #2 R3_2374.LAB	3/12/2020	20:07	106.03	-0.17	0.00	0.02	2.59	5.19	150.68	1.0464	
INLET #2 R3_2375.LAB	3/12/2020	20:07	106.47	-0.09	0.00	0.03	2.56	5.19	150.68	1.0464	
INLET #2 R3_2376.LAB	3/12/2020	20:08	105.83	-0.06	0.00	0.02	2.61	5.19	150.68	1.0463	
INLET #2 R3_2377.LAB	3/12/2020	20:08	106.10	-0.14	0.00	0.02	2.60	5.19	150.68	1.0463	
INLET #2 R3_2378.LAB	3/12/2020	20:08	105.59	-0.06	0.00	0.02	2.46	5.19	150.69	1.0464	
INLET #2 R3_2379.LAB	3/12/2020	20:08	105.42	-0.06	0.00	0.02	2.61	5.20	150.68	1.0463	
INLET #2 R3_2380.LAB	3/12/2020	20:09	105.20	-0.14	0.00	0.02	2.58	5.19	150.68	1.0462	
INLET #2 R3_2381.LAB	3/12/2020	20:09	105.41	-0.09	0.00	0.01	2.65	5.18	150.68	1.0463	
INLET #2 R3_2382.LAB	3/12/2020	20:09	105.01	-0.12	0.00	0.01	2.59	5.17	150.69	1.0462	
INLET #2 R3_2383.LAB	3/12/2020	20:09	104.78	-0.05	0.00	0.01	2.62	5.17	150.70	1.0463	Post-Test Check Std Injection
INLET #2 R3_2384.LAB	3/12/2020	20:10	104.69	-0.10	0.00	0.01	2.59	5.19	150.69	1.0463	
INLET #2 R3_2385.LAB	3/12/2020	20:10	105.29	-0.11	0.00	0.01	2.53	5.19	150.72	1.0462	
INLET #2 R3_2386.LAB	3/12/2020	20:10	105.18	0.00	0.00	0.00	2.60	5.18	150.68	1.0463	
INLET #2 R3_2387.LAB	3/12/2020	20:10	104.84	-0.12	0.00	0.01	2.72	5.18	150.69	1.0462	
INLET #2 R3_2388.LAB	3/12/2020	20:11	53.46	1.37	0.04	0.12	1.94	1.97	150.68	1.0472	
INLET #2 R3_2389.LAB	3/12/2020	20:11	14.27	2.70	0.07	0.78	-0.09	0.03	150.70	1.0478	
INLET #2 R3_2390.LAB	3/12/2020	20:11	14.54	2.55	0.07	0.91	-0.14	0.01	150.70	1.0478	
INLET #2 R3_2391.LAB	3/12/2020	20:11	62.97	1.05	0.06	0.65	2.88	2.78	150.77	1.0470	
INLET #2 R3_2392.LAB	3/12/2020	20:12	99.83	-0.07	0.01	0.10	2.34	5.17	150.71	1.0464	
INLET #2 R3_2393.LAB	3/12/2020	20:12	102.85	-0.17	0.00	0.04	2.72	5.18	150.72	1.0464	
INLET #2 R3_2394.LAB	3/12/2020	20:12	96.63	0.08	0.01	0.06	2.37	4.74	150.72	1.0465	
INLET #2 R3_2395.LAB	3/12/2020	20:13	103.34	-0.11	0.00	0.03	2.57	5.18	150.70	1.0464	
INLET #2 R3_2396.LAB	3/12/2020	20:13	104.07	-0.10	0.00	0.02	2.62	5.18	150.68	1.0464	
INLET #2 R3_2397.LAB	3/12/2020	20:13	96.18	0.11	0.01	0.00	2.61	4.61	150.71	1.0465	
INLET #2 R3_2398.LAB	3/12/2020	20:13	15.85	2.35	0.07	0.58	0.07	0.14	150.70	1.0477	
INLET #2 R3_2399.LAB	3/12/2020	20:14	44.45	1.70	0.04	0.73	1.86	1.65	150.70	1.0436	
INLET #2 R3_2400.LAB	3/12/2020	20:14	99.34	-0.14	0.00	0.14	2.41	5.14	150.74	1.0459	
INLET #2 R3_2401.LAB	3/12/2020	20:14	102.32	-0.06	0.00	0.05	2.57	5.18	150.69	1.0463	
INLET #2 R3_2402.LAB	3/12/2020	20:14	102.97	-0.04	0.00	0.03	2.55	5.17	150.74	1.0464	
INLET #2 R3_2403.LAB	3/12/2020	20:15	103.36	-0.10	0.00	0.02	2.50	5.18	150.72	1.0462	
INLET #2 R3_2404.LAB	3/12/2020	20:15	103.66	-0.14	0.00	0.01	2.54	5.19	150.71	1.0462	
INLET #2 R3_2405.LAB	3/12/2020	20:15	104.59	-0.02	0.00	0.01	2.46	5.19	150.72	1.0463	
INLET #2 R3_2406.LAB	3/12/2020	20:15	103.82	-0.06	0.00	0.01	2.50	5.19	150.72	1.0462	
INLET #2 R3_2407.LAB	3/12/2020	20:16	104.65	-0.04	0.00	0.00	2.49	5.20	150.72	1.0462	
INLET #2 R3_2408.LAB	3/12/2020	20:16	104.45	-0.04	0.00	0.00	2.36	5.19	150.71	1.0462	
INLET #2 R3_2409.LAB	3/12/2020	20:16	104.58	-0.07	0.00	0.00	2.53	5.20	150.70	1.0461	
INLET #2 R3_2410.LAB	3/12/2020	20:16	104.49	-0.13	0.00	0.00	2.56	5.19	150.69	1.0461	
INLET #2 R3_2411.LAB	3/12/2020	20:17	104.72	-0.01	0.00	0.00	2.59	5.18	150.72	1.0462	
INLET #2 R3_2412.LAB	3/12/2020	20:17	104.37	-0.09	0.00	0.00	2.49	5.18	150.67	1.0461	
INLET #2 R3_2413.LAB	3/12/2020	20:17	104.40	-0.13	0.00	-0.01	2.56	5.18	150.68	1.0461	
INLET #2 R3_2414.LAB	3/12/2020	20:17	104.04	-0.05	0.00	-0.01	2.55	5.18	150.74	1.0461	
INLET #2 R3_2415.LAB	3/12/2020	20:18	104.14	-0.03	0.00	0.00	2.49	5.18	150.76	1.0460	
INLET #2 R3_2416.LAB	3/12/2020	20:18	104.57	-0.03	0.00	0.00	2.71	5.18	150.74	1.0461	
INLET #2 R3_2417.LAB	3/12/2020	20:18	104.02	-0.08	0.00	0.00	2.55	5.18	150.77	1.0461	

Spectrum	Date	Time	Ethylene o	METHANE	CO2% 150(	H2O% 150(	Ethylene 150(	SULFUR HE	Temp (C)	Pressure (A	Comments
INLET #2 R3_2418.LAB	3/12/2020	20:19	104.23	0.03	0.00	0.00	2.54	5.19	150.74	1.0461	
INLET #2 R3_2419.LAB	3/12/2020	20:19	103.90	0.02	0.00	0.00	2.64	5.18	150.70	1.0459	
INLET #2 R3_2420.LAB	3/12/2020	20:19	104.34	-0.06	0.00	-0.01	2.52	5.19	150.72	1.0459	
INLET #2 R3_2421.LAB	3/12/2020	20:19	104.41	-0.07	0.00	0.00	2.58	5.19	150.74	1.0458	
INLET #2 R3_2422.LAB	3/12/2020	20:20	103.97	-0.09	0.00	-0.01	2.61	5.19	150.76	1.0458	
INLET #2 R3_2423.LAB	3/12/2020	20:20	104.10	-0.01	0.00	-0.01	2.59	5.19	150.77	1.0457	
INLET #2 R3_2424.LAB	3/12/2020	20:20	104.35	-0.11	0.00	0.00	2.54	5.19	150.76	1.0458	
INLET #2 R3_2425.LAB	3/12/2020	20:20	104.51	-0.16	0.00	-0.01	2.61	5.19	150.76	1.0460	
INLET #2 R3_2426.LAB	3/12/2020	20:21	104.64	-0.07	0.00	0.00	2.54	5.19	150.74	1.0456	
INLET #2 R3_2427.LAB	3/12/2020	20:21	103.40	-0.09	0.00	-0.01	2.44	5.14	150.72	0.9897	
INLET #2 R3_2428.LAB	3/12/2020	20:21	102.92	-0.11	0.00	0.00	2.35	5.14	150.76	0.9897	
INLET #2 R3_2429.LAB	3/12/2020	20:21	102.84	-0.05	0.00	0.00	2.37	5.13	150.76	0.9898	
INLET #2 R3_2430.LAB	3/12/2020	20:22	102.81	-0.18	0.00	0.00	2.46	5.13	150.76	0.9898	
INLET #2 R3_2431.LAB	3/12/2020	20:22	102.91	-0.16	0.00	0.00	2.39	5.13	150.76	0.9898	
INLET #2 R3_2432.LAB	3/12/2020	20:22	102.25	-0.11	0.00	-0.01	2.42	5.12	150.76	0.9898	
INLET #2 R3_2433.LAB	3/12/2020	20:22	102.23	-0.03	0.00	0.00	2.31	5.12	150.77	0.9897	
INLET #2 R3_2434.LAB	3/12/2020	20:23	101.94	-0.14	0.00	0.01	2.36	5.12	150.77	0.9897	
INLET #2 R3_2435.LAB	3/12/2020	20:23	101.62	0.02	0.00	0.00	2.45	5.12	150.77	0.9897	
INLET #2 R3_2436.LAB	3/12/2020	20:23	101.56	-0.08	0.00	0.00	2.31	5.12	150.77	0.9899	
INLET #2 R3_2437.LAB	3/12/2020	20:24	101.65	-0.03	0.00	-0.01	2.38	5.12	150.77	0.9898	
INLET #2 R3_2438.LAB	3/12/2020	20:24	101.39	-0.18	0.00	0.00	2.43	5.12	150.76	0.9898	
INLET #2 R3_2439.LAB	3/12/2020	20:24	100.78	-0.04	0.00	0.00	2.37	5.12	150.77	0.9898	
INLET #2 R3_2440.LAB	3/12/2020	20:24	100.91	-0.11	0.00	0.00	2.34	5.12	150.77	0.9898	
INLET #2 R3_2441.LAB	3/12/2020	20:25	100.73	0.03	0.00	0.01	2.37	5.12	150.78	0.9897	
INLET #2 R3_2442.LAB	3/12/2020	20:25	101.08	-0.23	0.00	0.00	2.51	5.11	150.77	0.9898	
INLET #2 R3_2443.LAB	3/12/2020	20:25	100.51	-0.07	0.00	0.00	2.31	5.11	150.77	0.9898	
INLET #2 R3_2444.LAB	3/12/2020	20:25	100.30	-0.09	0.00	0.00	2.39	5.11	150.77	0.9898	
INLET #2 R3_2445.LAB	3/12/2020	20:26	99.78	-0.13	0.00	0.00	2.43	5.11	150.77	0.9898	
INLET #2 R3_2446.LAB	3/12/2020	20:26	99.52	0.04	0.00	0.00	2.36	5.11	150.77	0.9897	
INLET #2 R3_2447.LAB	3/12/2020	20:26	99.90	-0.15	0.00	0.00	2.35	5.11	150.76	0.9899	
INLET #2 R3_2448.LAB	3/12/2020	20:26	99.68	-0.17	0.00	0.00	2.38	5.11	150.77	0.9898	
INLET #2 R3_2449.LAB	3/12/2020	20:27	99.67	-0.11	0.00	0.00	2.39	5.11	150.77	0.9898	
INLET #2 R3_2450.LAB	3/12/2020	20:27	99.47	-0.09	0.00	0.00	2.44	5.11	150.78	0.9898	
INLET #2 R3_2451.LAB	3/12/2020	20:27	99.09	-0.10	0.00	0.01	2.32	5.11	150.77	0.9898	
INLET #2 R3_2452.LAB	3/12/2020	20:27	98.92	-0.03	0.00	0.01	2.47	5.11	150.77	0.9898	
INLET #2 R3_2453.LAB	3/12/2020	20:28	98.61	-0.19	0.00	0.01	2.42	5.11	150.78	0.9898	
INLET #2 R3_2454.LAB	3/12/2020	20:28	98.36	-0.05	0.00	0.01	2.31	5.12	150.77	0.9898	
INLET #2 R3_2455.LAB	3/12/2020	20:28	98.53	-0.08	0.00	0.00	2.41	5.11	150.76	0.9898	
INLET #2 R3_2456.LAB	3/12/2020	20:28	98.49	-0.15	0.00	0.01	2.33	5.11	150.73	0.9898	
INLET #2 R3_2457.LAB	3/12/2020	20:29	98.22	-0.12	0.00	0.00	2.44	5.12	150.78	0.9898	
INLET #2 R3_2458.LAB	3/12/2020	20:29	98.20	-0.09	0.00	0.01	2.41	5.12	150.77	0.9898	
INLET #2 R3_2459.LAB	3/12/2020	20:29	98.28	-0.07	0.00	0.01	2.49	5.11	150.77	0.9898	
INLET #2 R3_2460.LAB	3/12/2020	20:30	97.98	-0.02	0.00	0.00	2.46	5.12	150.77	0.9898	

MONTROSE AIR QUALITY SERVICES

FTIR FIELD DATA QA/QC SUMMARY

Company: Medline
Location: Waukegan, IL
Source: Inlet #3
Test Date: 3/10/2020

Operator: WC James

FTIR Instrument: MKS Instruments
FTIR Model: MKS - Model 2030
FTIR S/N: 3532
Pathlength: 5.11
Temperature: 150 Deg C
Pressure: 0.9-1.0 ATM
Cell Volume: 200 mL
Computer: WCJ Computer -1
Data Path: Olt\Excel_Word
Major Compound: Ethylene Oxide

QA/QC Parameter	Date Performed	Result	Pass Criteria	Comments
Setup Menu	3/10/2020	N/A	N/A	Recorded in Word File
System Leak Check	3/10/2020	< 200 ml/min	Y	Recorded in Word File
Positive Leak Check	3/10/2020	null at 0.5 PSIG	Y	Recorded in Word File
System Pathlength	3/10/2020	5.11 meters	Y	CTS +/- 5 %
System Flow Rate	3/10/2020	6 LPM	N/A	Recorded in Word File
FTIR Resolution	3/10/2020	0.5	N/A	Recorded in Word File
Apodization Function	3/10/2020	med Norton Beer	N/A	Recorded in Word File
Scan Time	3/10/2020	64	N/A	Recorded in Excel File
Sample Conditioning System - Dilution	3/10/2020	N/A	N/A	SF6 Tracer Gas
FTIR Linearization	3/10/2020	Pass	Zero @ 300 and 2900	PET Filter
Health Check Utility	3/10/2020	Pass	Y	Recorded in Word File
Instrument Monitor Check				
Intensity - Pretest	3/10/2020	1.35	Y	Recorded in Word File
Intensity- Posttest	3/10/2020	1.35	Y	Recorded in Word File
S/N Ratio Test - Pretest	3/10/2020	575/862/500	Y	4 scans / res 0.5
Laser Frequency	3/10/2020	15798.287	Y	Recorded in Word File
FWHH (cm-1)	3/10/2020	0.49	Y	Recorded in Word File
Water Line (cm-1)	3/10/2020	3920	Y	Recorded in Word File
Peak analysis				
Ambient Air/Water Vapor	3/10/2020	Peak @ 3920	Y	Recorded in Word File
Baseline				
Nitrogen	3/10/2020	< 0.005 AU	Y	Recorded in Excel File
Background Spectra Recorded	3/10/2020	Y	N/A	Recorded in Excel File
Calibration Transfer Standard Instrument Check				
Ethylene 100 ppm	3/10/2020	~100	Y	Recorded in Excel File
Calibration Transfer Standard - Sampling System Check				
Ethylene 100 ppm	3/10/2020	~100	Y	Recorded in Excel File
Analyte Gases				
EtOH, MeOH,Acetaldehyde, Acrolein, EtAc ~ 50 ppm	3/10/2020	~50	Y	Recorded in Excel File
Dynamic Spiking ~ 90 % Stack Gas/ 10 % Cal	3/10/2020	90-100	Y	Must be between 70 and 130 %
System Response Time, sec (plus scan time)	3/10/2020	47	N/A	Recorded in Excel File

MONTROSE AIR QUALITY SERVICES

FTIR FIELD QA/QC DATA

Company: Medline
Location: Waukegan, IL
Source: Inlet #3
Date: 03/10/20

Parameter	Check Std Ethylene Oxide ppm wb	CTS Ethylene ppm wb	Recovery (%)	M320/ASTM QA/QC Requiremer	Pass
System LOD - MDL	0.88	N/A	N/A	N/A	Y
System LOQ - 3X MDL	2.65	N/A	N/A	N/A	Y
FTIR Zero Instrument	0.17	N/A	N/A	N/A	Y
FTIR Zero System Pre-test	-0.14	N/A	N/A	N/A	Y
FTIR Zero System Post-test	0.36	N/A	N/A	N/A	Y
FTIR Check Std Instrument	101.73	N/A	1.70	+/- 5 % or 5 ppm	Y
FTIR Check Std Pre-test System	100.69	N/A	0.69	+/- 5 % or 5 ppm	Y
FTIR Check Std Post-test System	98.82	N/A	-1.19	+/- 5 % or 5 ppm	Y
Spike Recovery, %	96.33	N/A	N/A	+/- 30 %	Y
CTS Instrument	N/A	102.46	2.01	+/- 5 %	Y
CTS Pretest System	N/A	102.13	1.69	+/- 5 %	Y
CTS Posttest System	N/A	100.00	-0.40	+/- 5 %	Y

Instrument	
Laser Frequency	15798.301
FWHH (cm-1)	0.49
Water Line (cm-1)	3920

Check Standard Cylinder	Ethylene Oxide	SF6
CC22218	100.0	5.024

CTS	Ethylene	SF6
CC22034	100.40	4.860

MONTROSE AIR QUALITY SERVICES

FTIR FIELD QA/QC DATA

Company: Medline
Location: Waukegan, IL
Source: Inlet #3
Date: 03/11/20

Parameter	Check Std Ethylene Oxide ppm wb	CTS Ethylene ppm wb	Recovery (%)	M320/ASTM QA/QC Requiremer	Pass
System LOD - MDL	0.88	N/A	N/A	N/A	Y
System LOQ - 3X MDL	2.65	N/A	N/A	N/A	Y
FTIR Zero Instrument	-0.21	N/A	N/A	N/A	Y
FTIR Zero System Pre-test	0.32	N/A	N/A	N/A	Y
FTIR Zero System Post-test	0.43	N/A	N/A	N/A	Y
FTIR Check Std Instrument	103.00	N/A	2.91	+/- 5 % or 5 ppm	Y
FTIR Check Std Pre-test System	100.38	N/A	0.38	+/- 5 % or 5 ppm	Y
FTIR Check Std Post-test System	98.37	N/A	-1.66	+/- 5 % or 5 ppm	Y
Spike Recovery, %	96.33	N/A	N/A	+/- 30 %	Y
CTS Instrument	N/A	102.52	2.07	+/- 5 %	Y
CTS Pretest System	N/A	101.26	0.85	+/- 5 %	Y
CTS Posttest System	N/A	100.99	0.58	+/- 5 %	Y

Instrument	
Laser Frequency	15798.301
FWHH (cm-1)	0.49
Water Line (cm-1)	3920

Check Standard Cylinder	Ethylene Oxide	SF6
CC22218	**100.00**	**5.024**

CTS	Ethylene	SF6
CC22034	**100.40**	**4.860**

MONTROSE AIR QUALITY SERVICES

FTIR FIELD QA/QC DATA

Company: Medline
Location: Waukegan, IL
Source: Inlet #3
Date: 03/12/20

Parameter	Check Std Ethylene Oxide ppm wb	CTS Ethylene ppm wb	Recovery (%)	M320/ASTM QA/QC Requiremer	Pass
System LOD - MDL	0.88	N/A	N/A	N/A	Y
System LOQ - 3X MDL	2.65	N/A	N/A	N/A	Y
FTIR Zero Instrument	0.38	N/A	N/A	N/A	Y
FTIR Zero System Pre-test	0.13	N/A	N/A	N/A	Y
FTIR Zero System Post-test	1.03	N/A	N/A	N/A	Y
FTIR Check Std Instrument	99.44	N/A	-0.56	+/- 5 % or 5 ppm	Y
FTIR Check Std Pre-test System	99.47	N/A	-0.53	+/- 5 % or 5 ppm	Y
FTIR Check Std Post-test System	101.95	N/A	1.91	+/- 5 % or 5 ppm	Y
Spike Recovery, %	96.33	N/A	N/A	+/- 30 %	Y
CTS Instrument	N/A	103.11	2.63	+/- 5 %	Y
CTS Pretest System	N/A	103.74	3.22	+/- 5 %	Y
CTS Posttest System	N/A	100.64	0.24	+/- 5 %	Y

Instrument	
Laser Frequency	15798.301
FWHH (cm-1)	0.49
Water Line (cm-1)	3920

Check Standard Cylinder	Ethylene Oxide	SF6
CC22218	100.00	5.024

CTS	Ethylene	SF6
CC22034	100.40	4.860

MONTROSE AIR QUALITY SERVICES

USEPA Method 320 CTS System Data

Company: Medline
Location: Waukegan, IL
Source: Inlet #3

Run Number	Date	Run Time	Pretest Clock time	Pretest Spectra	Pretest CTS-Ethylene (ppm v wb)	Posttest Clock time	Posttest Spectra	Posttest CTS-Ethylene (ppm v wb)	Pass Criteria (Y/N)
1	3/10/2020	08:21-18:34	7:45	49	103.1	18:53	745	100.0	Y
2	3/11/2020	08:35-18:30	7:38	822	102.5	20:58	1529	101.0	Y
3	3/12/2020	08:10-18:30	5:50	1588	103.7	20:29	2302	100.6	Y

CTS Cylinder	Ethylene, ppm	Ethylene Upper Limit, ppm	Ethylene Lower Limit, ppm	SF6, ppm
CC22034	**100.4**	**105.4**	**95.4**	**4.860**

Inlet #3

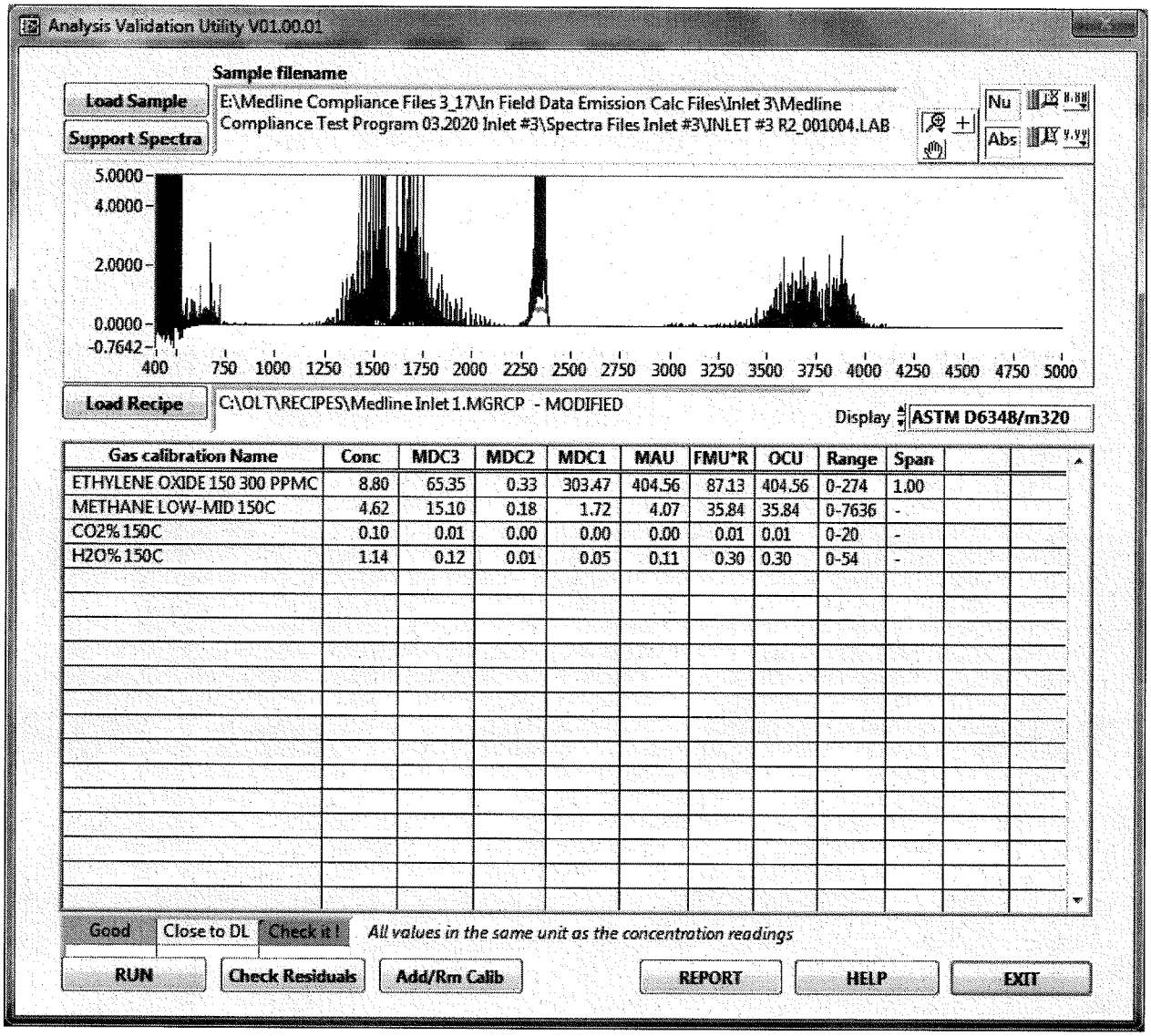

Inlet #3

3/11/2020

Run 2 - #1004

3/11/2020 @ 10:00

Result in field – 8.53 ppm ethylene oxide – Inlet #3

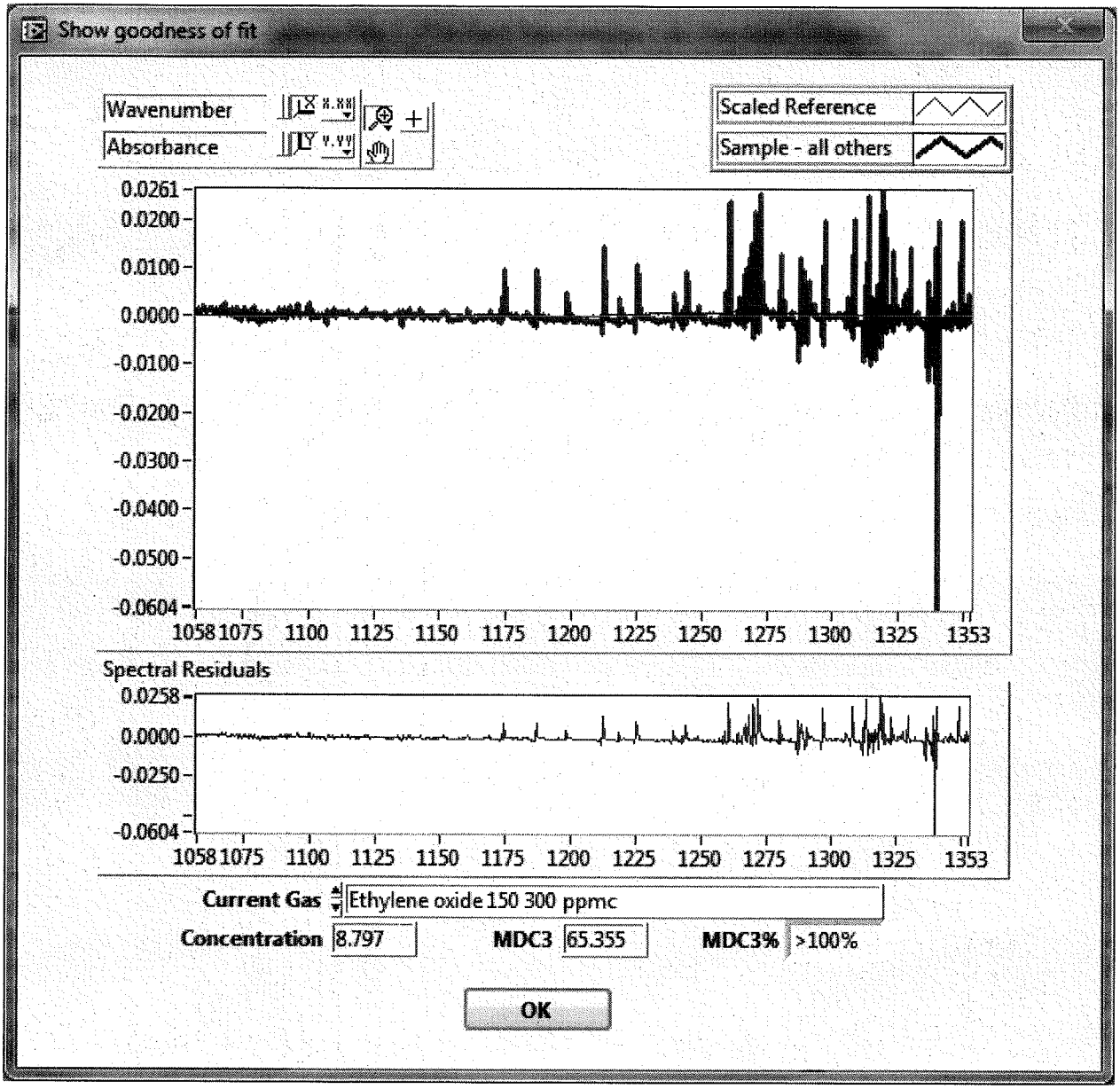
Show goodness of fit
Wavenumber
Absorbance
Scaled Reference
Sample - all others
0.0261
0.0200
0.0100
0.0000
-0.0100
-0.0200
-0.0300
-0.0400
-0.0500
-0.0604
1058 1075 1100 1125 1150 1175 1200 1225 1250 1275 1300 1325 1353
Spectral Residuals
0.0258
0.0000
-0.0250
-0.0604
1058 1075 1100 1125 1150 1175 1200 1225 1250 1275 1300 1325 1353
Current Gas
Ethylene oxide 150 300 ppmc
Concentration
8.797
MDC3
65.355
MDC3%
>100%
OK

Inlet #2

FTIR Field Data

Company: Medline
Location: Waukegan, IL
Source: Inlet #3
Date: 3/10/2020
Run: 1
Time: 08:21-18:34

Spectrum	Date	Time	Ethylene Oxide ppmv wb	Methane ppmv wb	CO2 % vol wb	Water % vol
INLET #3_000085.LAB	3/10/2020	8:21	9.8	3.81	0.11	0.91
INLET #3_000086.LAB	3/10/2020	8:22	9.6	3.76	0.11	0.91
INLET #3_000087.LAB	3/10/2020	8:23	9.7	3.94	0.11	0.91
INLET #3_000088.LAB	3/10/2020	8:24	9.8	3.87	0.11	0.90
INLET #3_000089.LAB	3/10/2020	8:25	9.7	3.78	0.11	0.91
INLET #3_000090.LAB	3/10/2020	8:26	9.9	3.60	0.11	0.90
INLET #3_000091.LAB	3/10/2020	8:27	9.5	3.73	0.11	0.91
INLET #3_000092.LAB	3/10/2020	8:28	9.1	3.73	0.11	0.91
INLET #3_000093.LAB	3/10/2020	8:29	9.5	3.50	0.11	0.91
INLET #3_000094.LAB	3/10/2020	8:30	9.7	3.86	0.11	0.91
INLET #3_000095.LAB	3/10/2020	8:31	10.2	3.79	0.11	0.91
INLET #3_000096.LAB	3/10/2020	8:32	10.7	3.50	0.11	0.92
INLET #3_000097.LAB	3/10/2020	8:33	10.2	3.75	0.11	0.91
INLET #3_000098.LAB	3/10/2020	8:34	10.0	3.76	0.11	0.90
INLET #3_000099.LAB	3/10/2020	8:35	9.8	3.43	0.11	0.91
INLET #3_000100.LAB	3/10/2020	8:36	9.9	3.80	0.11	0.93
INLET #3_000101.LAB	3/10/2020	8:37	10.0	3.75	0.11	0.94
INLET #3_000102.LAB	3/10/2020	8:38	9.7	3.80	0.11	0.92
INLET #3_000103.LAB	3/10/2020	8:39	10.1	4.01	0.11	0.93
INLET #3_000104.LAB	3/10/2020	8:40	9.9	3.84	0.11	0.93
INLET #3_000105.LAB	3/10/2020	8:41	9.8	3.80	0.11	0.92
INLET #3_000106.LAB	3/10/2020	8:42	9.5	3.76	0.11	0.93
INLET #3_000107.LAB	3/10/2020	8:43	9.4	3.64	0.11	0.92
INLET #3_000108.LAB	3/10/2020	8:44	10.1	3.73	0.11	0.92
INLET #3_000109.LAB	3/10/2020	8:45	10.3	3.84	0.11	0.92
INLET #3_000110.LAB	3/10/2020	8:46	10.1	3.76	0.11	0.94
INLET #3_000111.LAB	3/10/2020	8:47	9.9	3.60	0.11	0.95
INLET #3_000112.LAB	3/10/2020	8:48	9.8	3.72	0.11	0.95
INLET #3_000113.LAB	3/10/2020	8:49	10.0	4.01	0.11	0.94
INLET #3_000114.LAB	3/10/2020	8:50	10.1	3.82	0.11	0.94
INLET #3_000115.LAB	3/10/2020	8:51	9.6	3.62	0.11	0.94
INLET #3_000116.LAB	3/10/2020	8:52	9.5	3.82	0.11	0.95
INLET #3_000117.LAB	3/10/2020	8:53	9.4	3.73	0.11	0.95
INLET #3_000118.LAB	3/10/2020	8:54	9.4	3.56	0.11	0.94
INLET #3_000119.LAB	3/10/2020	8:55	9.2	3.82	0.11	0.94
INLET #3_000120.LAB	3/10/2020	8:56	8.9	3.47	0.11	0.94
INLET #3_000121.LAB	3/10/2020	8:57	9.1	3.82	0.11	0.94
INLET #3_000122.LAB	3/10/2020	8:58	9.3	3.61	0.11	0.94
INLET #3_000123.LAB	3/10/2020	8:59	9.3	3.59	0.11	0.94
INLET #3_000124.LAB	3/10/2020	9:00	9.5	3.68	0.11	0.95
INLET #3_000125.LAB	3/10/2020	9:01	9.4	3.71	0.11	0.96
INLET #3_000126.LAB	3/10/2020	9:02	9.6	3.75	0.11	0.95
INLET #3_000127.LAB	3/10/2020	9:03	9.6	3.80	0.11	0.93
INLET #3_000128.LAB	3/10/2020	9:04	9.5	3.96	0.11	0.93
INLET #3_000129.LAB	3/10/2020	9:05	8.9	3.71	0.11	0.94
INLET #3_000130.LAB	3/10/2020	9:06	8.7	3.64	0.11	0.95
INLET #3_000131.LAB	3/10/2020	9:07	9.2	3.50	0.11	0.98
INLET #3_000132.LAB	3/10/2020	9:08	9.7	3.57	0.11	1.00
INLET #3_000133.LAB	3/10/2020	9:09	9.5	3.79	0.11	1.03
INLET #3_000134.LAB	3/10/2020	9:10	9.1	3.66	0.11	1.04
INLET #3_000135.LAB	3/10/2020	9:11	8.6	3.79	0.11	1.08
INLET #3_000136.LAB	3/10/2020	9:12	8.3	3.87	0.11	1.10
INLET #3_000137.LAB	3/10/2020	9:13	8.4	3.66	0.11	1.11
INLET #3_000138.LAB	3/10/2020	9:14	7.7	3.65	0.11	1.10
INLET #3_000139.LAB	3/10/2020	9:15	7.1	3.64	0.11	1.11
INLET #3_000140.LAB	3/10/2020	9:16	7.6	3.53	0.11	1.10
INLET #3_000141.LAB	3/10/2020	9:17	8.2	3.77	0.11	1.08
INLET #3_000142.LAB	3/10/2020	9:18	8.6	3.76	0.11	1.06
INLET #3_000143.LAB	3/10/2020	9:19	8.5	3.71	0.11	1.08
INLET #3_000144.LAB	3/10/2020	9:20	7.9	3.70	0.11	1.08
INLET #3_000145.LAB	3/10/2020	9:21	7.9	3.96	0.11	1.07
INLET #3_000146.LAB	3/10/2020	9:22	8.6	3.85	0.11	1.07
INLET #3_000147.LAB	3/10/2020	9:23	8.5	3.85	0.11	1.07
INLET #3_000148.LAB	3/10/2020	9:24	8.8	3.84	0.11	1.05
INLET #3_000149.LAB	3/10/2020	9:25	8.6	3.49	0.11	1.05
INLET #3_000150.LAB	3/10/2020	9:26	8.5	3.70	0.11	1.05
INLET #3_000151.LAB	3/10/2020	9:27	8.2	3.62	0.11	1.05
INLET #3_000152.LAB	3/10/2020	9:28	7.7	3.69	0.11	1.04
INLET #3_000153.LAB	3/10/2020	9:29	7.9	3.40	0.11	1.04
INLET #3_000154.LAB	3/10/2020	9:30	8.6	3.66	0.11	1.04
INLET #3_000155.LAB	3/10/2020	9:31	8.3	3.59	0.11	1.04
INLET #3_000156.LAB	3/10/2020	9:32	8.6	3.58	0.11	1.07
INLET #3_000157.LAB	3/10/2020	9:33	8.8	3.48	0.11	1.06
INLET #3_000158.LAB	3/10/2020	9:34	8.8	3.50	0.11	1.06
INLET #3_000159.LAB	3/10/2020	9:35	8.7	3.46	0.11	1.05
INLET #3_000160.LAB	3/10/2020	9:36	9.0	3.59	0.11	1.04
INLET #3_000161.LAB	3/10/2020	9:37	9.2	3.56	0.11	1.04
INLET #3_000162.LAB	3/10/2020	9:38	8.6	3.67	0.11	1.06
INLET #3_000163.LAB	3/10/2020	9:39	8.3	3.74	0.11	1.07

FTIR Field Data

Company: Medline
Location: Waukegan, IL
Source: Inlet #3
Date: 3/10/2020
Run: 1
Time: 08:21-18:34

Spectrum	Date	Time	Ethylene Oxide ppmv wb	Methane ppmv wb	CO2 % vol wb	Water % vol
INLET #3_000164.LAB	3/10/2020	9:40	8.0	3.57	0.11	1.07
INLET #3_000165.LAB	3/10/2020	9:41	7.8	3.88	0.11	1.09
INLET #3_000166.LAB	3/10/2020	9:42	8.5	3.73	0.11	1.09
INLET #3_000167.LAB	3/10/2020	9:43	8.5	3.53	0.11	1.08
INLET #3_000168.LAB	3/10/2020	9:44	8.4	3.60	0.11	1.07
INLET #3_000169.LAB	3/10/2020	9:45	8.5	3.64	0.11	1.07
INLET #3_000170.LAB	3/10/2020	9:46	8.7	3.48	0.11	1.06
INLET #3_000171.LAB	3/10/2020	9:47	8.6	3.36	0.11	1.05
INLET #3_000172.LAB	3/10/2020	9:48	8.6	3.45	0.11	1.04
INLET #3_000173.LAB	3/10/2020	9:49	8.2	3.69	0.11	1.03
INLET #3_000174.LAB	3/10/2020	9:50	8.1	3.69	0.11	1.02
INLET #3_000175.LAB	3/10/2020	9:51	8.4	3.58	0.11	1.03
INLET #3_000176.LAB	3/10/2020	9:52	7.7	3.64	0.11	1.04
INLET #3_000177.LAB	3/10/2020	9:53	7.7	3.53	0.11	1.08
INLET #3_000178.LAB	3/10/2020	9:54	7.2	3.52	0.11	1.09
INLET #3_000179.LAB	3/10/2020	9:55	7.2	3.68	0.11	1.10
INLET #3_000180.LAB	3/10/2020	9:56	7.6	3.53	0.11	1.09
INLET #3_000181.LAB	3/10/2020	9:57	8.1	3.52	0.11	1.08
INLET #3_000182.LAB	3/10/2020	9:58	7.9	3.49	0.11	1.08
INLET #3_000183.LAB	3/10/2020	9:59	7.9	3.59	0.11	1.09
INLET #3_000184.LAB	3/10/2020	10:00	7.4	3.49	0.11	1.12
INLET #3_000185.LAB	3/10/2020	10:01	7.2	3.90	0.10	1.15
INLET #3_000186.LAB	3/10/2020	10:02	7.0	3.84	0.11	1.15
INLET #3_000187.LAB	3/10/2020	10:03	7.2	3.68	0.10	1.14
INLET #3_000188.LAB	3/10/2020	10:04	6.9	3.57	0.10	1.16
INLET #3_000189.LAB	3/10/2020	10:05	7.0	3.65	0.10	1.17
INLET #3_000190.LAB	3/10/2020	10:06	6.8	3.50	0.10	1.18
INLET #3_000191.LAB	3/10/2020	10:07	7.1	3.55	0.10	1.18
INLET #3_000192.LAB	3/10/2020	10:08	6.4	3.52	0.10	1.21
INLET #3_000193.LAB	3/10/2020	10:09	8.9	2.59	0.11	1.31
INLET #3_000194.LAB	3/10/2020	10:10	8.5	2.68	0.11	1.31
INLET #3_000195.LAB	3/10/2020	10:11	8.6	2.88	0.11	1.31
INLET #3_000196.LAB	3/10/2020	10:12	9.0	2.89	0.11	1.32
INLET #3_000197.LAB	3/10/2020	10:13	9.3	2.80	0.11	1.30
INLET #3_000198.LAB	3/10/2020	10:14	9.4	2.97	0.11	1.29
INLET #3_000199.LAB	3/10/2020	10:15	9.4	2.95	0.10	1.28
INLET #3_000200.LAB	3/10/2020	10:16	9.4	2.78	0.11	1.28
INLET #3_000201.LAB	3/10/2020	10:17	9.3	2.86	0.10	1.27
INLET #3_000202.LAB	3/10/2020	10:18	9.5	3.04	0.11	1.27
INLET #3_000203.LAB	3/10/2020	10:19	9.1	3.15	0.11	1.24
INLET #3_000204.LAB	3/10/2020	10:20	9.0	2.92	0.11	1.24
INLET #3_000205.LAB	3/10/2020	10:21	8.8	2.97	0.11	1.24
INLET #3_000206.LAB	3/10/2020	10:22	8.6	3.15	0.10	1.24
INLET #3_000207.LAB	3/10/2020	10:23	8.4	3.10	0.11	1.24
INLET #3_000208.LAB	3/10/2020	10:24	8.0	2.93	0.10	1.23
INLET #3_000209.LAB	3/10/2020	10:25	8.6	2.89	0.10	1.22
INLET #3_000210.LAB	3/10/2020	10:26	8.8	2.85	0.10	1.22
INLET #3_000211.LAB	3/10/2020	10:27	8.6	2.99	0.11	1.22
INLET #3_000212.LAB	3/10/2020	10:28	8.5	3.07	0.10	1.22
INLET #3_000213.LAB	3/10/2020	10:29	8.6	3.06	0.10	1.22
INLET #3_000214.LAB	3/10/2020	10:30	8.5	2.78	0.10	1.22
INLET #3_000215.LAB	3/10/2020	10:31	8.8	2.99	0.10	1.21
INLET #3_000216.LAB	3/10/2020	10:32	8.8	2.86	0.11	1.21
INLET #3_000217.LAB	3/10/2020	10:33	8.5	2.95	0.11	1.21
INLET #3_000218.LAB	3/10/2020	10:34	8.0	2.57	0.10	1.19
INLET #3_000219.LAB	3/10/2020	10:35	8.0	2.89	0.10	1.18
INLET #3_000220.LAB	3/10/2020	10:36	7.8	3.36	0.10	1.08
INLET #3_000221.LAB	3/10/2020	10:37	8.2	3.67	0.10	1.07
INLET #3_000222.LAB	3/10/2020	10:38	8.0	3.41	0.10	1.07
INLET #3_000223.LAB	3/10/2020	10:39	7.9	3.43	0.10	1.08
INLET #3_000224.LAB	3/10/2020	10:40	7.8	3.47	0.10	1.08
INLET #3_000225.LAB	3/10/2020	10:41	7.9	3.47	0.10	1.08
INLET #3_000226.LAB	3/10/2020	10:42	8.4	3.65	0.10	1.08
INLET #3_000227.LAB	3/10/2020	10:43	8.2	3.69	0.10	1.07
INLET #3_000228.LAB	3/10/2020	10:44	7.5	3.65	0.10	1.08
INLET #3_000229.LAB	3/10/2020	10:45	7.0	3.71	0.10	1.09
INLET #3_000230.LAB	3/10/2020	10:46	7.2	3.68	0.10	1.10
INLET #3_000231.LAB	3/10/2020	10:47	7.5	3.63	0.10	1.11
INLET #3_000232.LAB	3/10/2020	10:48	7.4	3.72	0.10	1.11
INLET #3_000233.LAB	3/10/2020	10:49	7.3	3.67	0.10	1.11
INLET #3_000234.LAB	3/10/2020	10:50	7.5	3.55	0.10	1.12
INLET #3_000235.LAB	3/10/2020	10:51	7.3	3.72	0.10	1.11
INLET #3_000236.LAB	3/10/2020	10:52	7.6	3.67	0.10	1.10
INLET #3_000237.LAB	3/10/2020	10:53	7.6	3.64	0.10	1.10
INLET #3_000238.LAB	3/10/2020	10:54	7.2	3.65	0.10	1.10
INLET #3_000239.LAB	3/10/2020	10:55	7.1	3.82	0.10	1.11
INLET #3_000240.LAB	3/10/2020	10:56	7.3	3.68	0.10	1.12
INLET #3_000241.LAB	3/10/2020	10:57	7.5	3.59	0.10	1.12
INLET #3_000242.LAB	3/10/2020	10:58	7.3	3.79	0.10	1.12

FTIR Field Data

Company: Medline
Location: Waukegan, IL
Source: Inlet #3
Date: 3/10/2020
Run: 1
Time: 08:21-18:34

Spectrum	Date	Time	Ethylene Oxide ppmv wb	Methane ppmv wb	CO2 % vol wb	Water % vol
INLET #3_000243.LAB	3/10/2020	10:59	6.9	3.67	0.10	1.12
INLET #3_000244.LAB	3/10/2020	11:00	7.0	3.60	0.10	1.14
INLET #3_000245.LAB	3/10/2020	11:01	6.9	3.77	0.10	1.14
INLET #3_000246.LAB	3/10/2020	11:02	6.8	3.49	0.10	1.14
INLET #3_000247.LAB	3/10/2020	11:03	6.8	3.76	0.10	1.13
INLET #3_000248.LAB	3/10/2020	11:04	6.9	3.82	0.10	1.13
INLET #3_000249.LAB	3/10/2020	11:05	6.8	3.74	0.10	1.13
INLET #3_000250.LAB	3/10/2020	11:06	7.0	3.73	0.10	1.14
INLET #3_000251.LAB	3/10/2020	11:07	6.9	3.79	0.10	1.13
INLET #3_000252.LAB	3/10/2020	11:08	7.0	3.59	0.10	1.15
INLET #3_000253.LAB	3/10/2020	11:09	6.4	3.64	0.10	1.17
INLET #3_000254.LAB	3/10/2020	11:10	5.2	3.59	0.10	1.19
INLET #3_000255.LAB	3/10/2020	11:11	8.0	2.74	0.10	1.31
INLET #3_000256.LAB	3/10/2020	11:12	7.9	2.95	0.10	1.30
INLET #3_000257.LAB	3/10/2020	11:13	8.4	3.19	0.10	1.29
INLET #3_000258.LAB	3/10/2020	11:14	8.5	2.85	0.10	1.31
INLET #3_000259.LAB	3/10/2020	11:15	8.5	2.87	0.10	1.30
INLET #3_000260.LAB	3/10/2020	11:16	8.5	2.89	0.10	1.29
INLET #3_000261.LAB	3/10/2020	11:17	8.7	2.98	0.10	1.27
INLET #3_000262.LAB	3/10/2020	11:18	8.3	2.99	0.10	1.27
INLET #3_000263.LAB	3/10/2020	11:19	8.3	2.96	0.10	1.26
INLET #3_000264.LAB	3/10/2020	11:20	8.5	3.06	0.10	1.25
INLET #3_000265.LAB	3/10/2020	11:21	8.6	2.81	0.10	1.32
INLET #3_000266.LAB	3/10/2020	11:22	8.1	2.87	0.10	1.38
INLET #3_000267.LAB	3/10/2020	11:23	8.2	2.60	0.10	1.47
INLET #3_000268.LAB	3/10/2020	11:24	8.7	2.77	0.10	1.52
INLET #3_000269.LAB	3/10/2020	11:25	8.9	2.50	0.10	1.53
INLET #3_000270.LAB	3/10/2020	11:26	9.4	2.86	0.10	1.54
INLET #3_000271.LAB	3/10/2020	11:27	9.4	2.97	0.10	1.56
INLET #3_000272.LAB	3/10/2020	11:28	9.6	2.85	0.10	1.57
INLET #3_000273.LAB	3/10/2020	11:29	9.6	2.87	0.10	1.59
INLET #3_000274.LAB	3/10/2020	11:30	9.3	2.95	0.10	1.60
INLET #3_000275.LAB	3/10/2020	11:31	9.4	2.60	0.10	1.56
INLET #3_000276.LAB	3/10/2020	11:32	9.7	2.53	0.10	1.53
INLET #3_000277.LAB	3/10/2020	11:33	9.0	2.38	0.10	1.48
INLET #3_000278.LAB	3/10/2020	11:34	8.3	2.65	0.10	1.44
INLET #3_000279.LAB	3/10/2020	11:35	8.5	2.71	0.10	1.42
INLET #3_000280.LAB	3/10/2020	11:36	8.8	2.78	0.10	1.43
INLET #3_000281.LAB	3/10/2020	11:37	8.8	2.76	0.10	1.45
INLET #3_000282.LAB	3/10/2020	11:38	8.7	2.77	0.10	1.43
INLET #3_000283.LAB	3/10/2020	11:39	8.5	2.69	0.10	1.43
INLET #3_000284.LAB	3/10/2020	11:40	8.9	2.73	0.10	1.42
INLET #3_000285.LAB	3/10/2020	11:41	9.0	2.70	0.10	1.44
INLET #3_000286.LAB	3/10/2020	11:42	9.0	2.73	0.10	1.44
INLET #3_000287.LAB	3/10/2020	11:43	9.1	2.70	0.10	1.43
INLET #3_000288.LAB	3/10/2020	11:44	8.5	2.27	0.10	1.45
INLET #3_000289.LAB	3/10/2020	11:45	8.3	2.45	0.10	1.46
INLET #3_000290.LAB	3/10/2020	11:46	8.3	2.76	0.10	1.43
INLET #3_000291.LAB	3/10/2020	11:47	8.4	2.96	0.10	1.42
INLET #3_000292.LAB	3/10/2020	11:48	8.9	2.53	0.10	1.40
INLET #3_000293.LAB	3/10/2020	11:49	8.6	2.85	0.10	1.38
INLET #3_000294.LAB	3/10/2020	11:50	8.9	2.77	0.10	1.41
INLET #3_000295.LAB	3/10/2020	11:51	9.4	2.54	0.10	1.47
INLET #3_000296.LAB	3/10/2020	11:52	9.1	2.63	0.10	1.51
INLET #3_000297.LAB	3/10/2020	11:53	9.2	2.47	0.10	1.51
INLET #3_000298.LAB	3/10/2020	11:54	9.4	2.70	0.10	1.51
INLET #3_000299.LAB	3/10/2020	11:55	8.4	2.70	0.10	1.53
INLET #3_000300.LAB	3/10/2020	11:56	9.5	2.73	0.10	1.51
INLET #3_000301.LAB	3/10/2020	11:57	9.3	2.51	0.10	1.49
INLET #3_000302.LAB	3/10/2020	11:58	8.8	2.84	0.10	1.48
INLET #3_000303.LAB	3/10/2020	11:59	8.5	2.72	0.10	1.49
INLET #3_000304.LAB	3/10/2020	12:00	9.0	2.89	0.10	1.48
INLET #3_000305.LAB	3/10/2020	12:01	8.8	2.89	0.10	1.47
INLET #3_000306.LAB	3/10/2020	12:02	8.9	2.67	0.10	1.46
INLET #3_000307.LAB	3/10/2020	12:03	8.7	2.74	0.10	1.46
INLET #3_000308.LAB	3/10/2020	12:04	8.5	2.70	0.10	1.47
INLET #3_000309.LAB	3/10/2020	12:05	8.5	2.79	0.10	1.49
INLET #3_000310.LAB	3/10/2020	12:06	8.7	2.79	0.10	1.50
INLET #3_000311.LAB	3/10/2020	12:07	8.4	2.78	0.10	1.50
INLET #3_000312.LAB	3/10/2020	12:08	8.0	2.69	0.10	1.51
INLET #3_000313.LAB	3/10/2020	12:09	8.1	2.67	0.10	1.53
INLET #3_000314.LAB	3/10/2020	12:10	8.2	2.40	0.10	1.56
INLET #3_000315.LAB	3/10/2020	12:11	9.2	2.60	0.10	1.59
INLET #3_000316.LAB	3/10/2020	12:12	9.3	2.47	0.10	1.57
INLET #3_000317.LAB	3/10/2020	12:13	9.1	2.78	0.10	1.55
INLET #3_000318.LAB	3/10/2020	12:14	9.2	2.61	0.10	1.49
INLET #3_000319.LAB	3/10/2020	12:15	9.3	2.67	0.10	1.48
INLET #3_000320.LAB	3/10/2020	12:16	9.0	2.59	0.10	1.48
INLET #3_000321.LAB	3/10/2020	12:17	9.3	2.81	0.10	1.48

FTIR Field Data

Company: Medline
Location: Waukegan, IL
Source: Inlet #3
Date: 3/10/2020
Run: 1
Time: 08:21-18:34

Spectrum	Date	Time	Ethylene Oxide ppmv wb	Methane ppmv wb	CO2 % vol wb	Water % vol
INLET #3_000322.LAB	3/10/2020	12:18	9.1	2.78	0.10	1.47
INLET #3_000323.LAB	3/10/2020	12:19	8.5	2.61	0.10	1.47
INLET #3_000324.LAB	3/10/2020	12:20	8.8	2.89	0.10	1.50
INLET #3_000325.LAB	3/10/2020	12:21	9.0	2.82	0.10	1.47
INLET #3_000326.LAB	3/10/2020	12:22	9.4	2.79	0.10	1.45
INLET #3_000327.LAB	3/10/2020	12:23	9.0	2.97	0.10	1.41
INLET #3_000328.LAB	3/10/2020	12:24	8.8	2.86	0.10	1.37
INLET #3_000329.LAB	3/10/2020	12:25	8.6	2.72	0.10	1.36
INLET #3_000330.LAB	3/10/2020	12:26	8.4	2.66	0.10	1.34
INLET #3_000331.LAB	3/10/2020	12:27	8.4	2.80	0.10	1.31
INLET #3_000332.LAB	3/10/2020	12:28	8.1	2.81	0.10	1.30
INLET #3_000333.LAB	3/10/2020	12:29	7.7	2.63	0.10	1.32
INLET #3_000334.LAB	3/10/2020	12:30	8.0	3.04	0.10	1.35
INLET #3_000335.LAB	3/10/2020	12:31	8.3	2.94	0.10	1.35
INLET #3_000336.LAB	3/10/2020	12:32	8.5	3.10	0.10	1.37
INLET #3_000337.LAB	3/10/2020	12:33	9.0	3.11	0.10	1.34
INLET #3_000338.LAB	3/10/2020	12:34	8.6	2.98	0.10	1.34
INLET #3_000339.LAB	3/10/2020	12:35	8.4	2.89	0.10	1.33
INLET #3_000340.LAB	3/10/2020	12:36	8.4	2.93	0.10	1.34
INLET #3_000341.LAB	3/10/2020	12:37	8.5	3.04	0.10	1.35
INLET #3_000342.LAB	3/10/2020	12:38	8.8	2.97	0.10	1.31
INLET #3_000343.LAB	3/10/2020	12:39	8.9	2.83	0.10	1.31
INLET #3_000344.LAB	3/10/2020	12:40	8.6	3.04	0.10	1.32
INLET #3_000345.LAB	3/10/2020	12:41	8.6	3.05	0.10	1.32
INLET #3_000346.LAB	3/10/2020	12:42	8.5	3.01	0.10	1.31
INLET #3_000347.LAB	3/10/2020	12:43	8.4	2.85	0.10	1.31
INLET #3_000348.LAB	3/10/2020	12:44	8.5	3.03	0.10	1.31
INLET #3_000349.LAB	3/10/2020	12:45	8.3	3.18	0.10	1.31
INLET #3_000350.LAB	3/10/2020	12:46	7.7	3.01	0.10	1.31
INLET #3_000351.LAB	3/10/2020	12:47	7.3	2.81	0.10	1.33
INLET #3_000352.LAB	3/10/2020	12:48	7.4	2.75	0.11	1.32
INLET #3_000353.LAB	3/10/2020	12:49	7.8	3.00	0.10	1.31
INLET #3_000354.LAB	3/10/2020	12:50	8.0	3.10	0.10	1.31
INLET #3_000355.LAB	3/10/2020	12:51	7.9	2.99	0.10	1.31
INLET #3_000356.LAB	3/10/2020	12:52	8.1	3.01	0.10	1.33
INLET #3_000357.LAB	3/10/2020	12:53	8.0	2.86	0.10	1.31
INLET #3_000358.LAB	3/10/2020	12:54	8.2	2.92	0.10	1.29
INLET #3_000359.LAB	3/10/2020	12:55	8.1	2.64	0.10	1.28
INLET #3_000360.LAB	3/10/2020	12:56	7.7	2.63	0.10	1.27
INLET #3_000361.LAB	3/10/2020	12:57	7.1	2.91	0.10	1.26
INLET #3_000362.LAB	3/10/2020	12:58	6.8	2.79	0.10	1.25
INLET #3_000363.LAB	3/10/2020	12:59	7.0	2.70	0.10	1.24
INLET #3_000364.LAB	3/10/2020	13:00	7.0	2.77	0.10	1.24
INLET #3_000365.LAB	3/10/2020	13:01	7.3	2.72	0.10	1.24
INLET #3_000366.LAB	3/10/2020	13:02	7.2	2.70	0.10	1.24
INLET #3_000367.LAB	3/10/2020	13:03	7.1	2.98	0.10	1.24
INLET #3_000368.LAB	3/10/2020	13:04	7.3	2.93	0.10	1.23
INLET #3_000369.LAB	3/10/2020	13:05	7.2	2.83	0.10	1.21
INLET #3_000370.LAB	3/10/2020	13:06	7.4	2.94	0.10	1.22
INLET #3_000371.LAB	3/10/2020	13:07	7.4	2.70	0.10	1.21
INLET #3_000372.LAB	3/10/2020	13:08	7.0	2.66	0.09	1.21
INLET #3_000373.LAB	3/10/2020	13:09	6.4	2.68	0.09	1.21
INLET #3_000374.LAB	3/10/2020	13:10	6.3	2.88	0.09	1.20
INLET #3_000375.LAB	3/10/2020	13:11	6.9	2.61	0.09	1.21
INLET #3_000376.LAB	3/10/2020	13:12	7.3	2.67	0.09	1.20
INLET #3_000377.LAB	3/10/2020	13:13	6.9	2.73	0.09	1.20
INLET #3_000378.LAB	3/10/2020	13:14	6.6	2.72	0.09	1.20
INLET #3_000379.LAB	3/10/2020	13:15	6.6	2.55	0.09	1.20
INLET #3_000380.LAB	3/10/2020	13:16	6.5	2.82	0.09	1.20
INLET #3_000381.LAB	3/10/2020	13:17	6.5	2.74	0.09	1.20
INLET #3_000382.LAB	3/10/2020	13:18	6.9	2.74	0.09	1.20
INLET #3_000383.LAB	3/10/2020	13:19	6.6	2.95	0.09	1.20
INLET #3_000384.LAB	3/10/2020	13:20	6.2	2.80	0.09	1.20
INLET #3_000385.LAB	3/10/2020	13:21	5.9	2.65	0.09	1.20
INLET #3_000386.LAB	3/10/2020	13:22	6.4	2.89	0.09	1.18
INLET #3_000387.LAB	3/10/2020	13:23	5.4	3.31	0.09	1.10
INLET #3_000388.LAB	3/10/2020	13:24	5.3	3.61	0.09	1.09
INLET #3_000389.LAB	3/10/2020	13:25	5.2	3.57	0.09	1.09
INLET #3_000390.LAB	3/10/2020	13:26	5.4	3.56	0.09	1.08
INLET #3_000391.LAB	3/10/2020	13:27	5.5	3.48	0.09	1.08
INLET #3_000392.LAB	3/10/2020	13:28	5.7	3.66	0.09	1.08
INLET #3_000393.LAB	3/10/2020	13:29	5.0	3.59	0.09	1.09
INLET #3_000394.LAB	3/10/2020	13:30	5.3	3.30	0.09	1.09
INLET #3_000395.LAB	3/10/2020	13:31	5.0	3.45	0.09	1.08
INLET #3_000396.LAB	3/10/2020	13:32	5.5	3.38	0.09	1.08
INLET #3_000397.LAB	3/10/2020	13:33	5.9	3.42	0.09	1.08
INLET #3_000398.LAB	3/10/2020	13:34	5.8	3.70	0.09	1.07
INLET #3_000399.LAB	3/10/2020	13:35	5.7	3.63	0.09	1.07
INLET #3_000400.LAB	3/10/2020	13:36	6.0	3.97	0.09	1.07

FTIR Field Data

Company: Medline
Location: Waukegan, IL
Source: Inlet #3
Date: 3/10/2020
Run: 1
Time: 08:21-18:34

Spectrum	Date	Time	Ethylene Oxide ppmv wb	Methane ppmv wb	CO2 % vol wb	Water % vol
INLET #3_000401.LAB	3/10/2020	13:37	6.2	3.60	0.09	1.06
INLET #3_000402.LAB	3/10/2020	13:38	5.9	3.78	0.09	1.07
INLET #3_000403.LAB	3/10/2020	13:39	5.7	3.77	0.09	1.07
INLET #3_000404.LAB	3/10/2020	13:40	5.6	3.72	0.09	1.07
INLET #3_000405.LAB	3/10/2020	13:41	5.8	3.71	0.09	1.07
INLET #3_000406.LAB	3/10/2020	13:42	6.4	3.94	0.09	1.06
INLET #3_000407.LAB	3/10/2020	13:43	6.4	3.80	0.09	1.06
INLET #3_000408.LAB	3/10/2020	13:44	6.4	4.07	0.09	1.04
INLET #3_000409.LAB	3/10/2020	13:45	6.3	3.85	0.09	1.06
INLET #3_000410.LAB	3/10/2020	13:46	6.5	3.62	0.09	1.05
INLET #3_000411.LAB	3/10/2020	13:47	6.7	3.73	0.09	1.03
INLET #3_000412.LAB	3/10/2020	13:48	6.4	3.62	0.09	1.04
INLET #3_000413.LAB	3/10/2020	13:49	6.2	3.77	0.09	1.04
INLET #3_000414.LAB	3/10/2020	13:50	5.7	3.72	0.09	1.03
INLET #3_000415.LAB	3/10/2020	13:51	5.9	3.69	0.09	1.02
INLET #3_000416.LAB	3/10/2020	13:52	6.4	3.80	0.09	1.02
INLET #3_000417.LAB	3/10/2020	13:53	6.6	3.75	0.09	1.03
INLET #3_000418.LAB	3/10/2020	13:54	6.5	3.75	0.09	1.02
INLET #3_000419.LAB	3/10/2020	13:55	6.1	3.80	0.09	1.03
INLET #3_000420.LAB	3/10/2020	13:56	6.4	3.55	0.09	1.04
INLET #3_000421.LAB	3/10/2020	13:57	6.4	3.60	0.09	1.03
INLET #3_000422.LAB	3/10/2020	13:58	7.0	3.54	0.09	1.02
INLET #3_000423.LAB	3/10/2020	13:59	7.2	3.78	0.09	1.04
INLET #3_000424.LAB	3/10/2020	14:00	6.9	3.69	0.09	1.04
INLET #3_000425.LAB	3/10/2020	14:01	6.9	3.89	0.09	1.05
INLET #3_000426.LAB	3/10/2020	14:02	7.4	4.12	0.09	1.04
INLET #3_000427.LAB	3/10/2020	14:03	7.6	3.86	0.09	1.05
INLET #3_000428.LAB	3/10/2020	14:04	8.0	3.82	0.09	1.05
INLET #3_000429.LAB	3/10/2020	14:05	8.2	3.89	0.09	1.05
INLET #3_000430.LAB	3/10/2020	14:06	8.1	3.85	0.09	1.06
INLET #3_000431.LAB	3/10/2020	14:07	8.5	3.91	0.09	1.04
INLET #3_000432.LAB	3/10/2020	14:08	8.4	4.05	0.09	1.04
INLET #3_000433.LAB	3/10/2020	14:09	8.6	3.95	0.09	1.05
INLET #3_000434.LAB	3/10/2020	14:10	9.1	4.00	0.09	1.04
INLET #3_000435.LAB	3/10/2020	14:11	9.9	4.14	0.09	1.04
INLET #3_000436.LAB	3/10/2020	14:12	9.8	4.02	0.09	1.03
INLET #3_000437.LAB	3/10/2020	14:13	9.2	4.13	0.10	1.03
INLET #3_000438.LAB	3/10/2020	14:14	9.5	3.89	0.10	1.03
INLET #3_000439.LAB	3/10/2020	14:15	10.6	4.00	0.10	1.04
INLET #3_000440.LAB	3/10/2020	14:16	10.9	3.92	0.10	1.04
INLET #3_000441.LAB	3/10/2020	14:17	11.4	3.81	0.10	1.06
INLET #3_000442.LAB	3/10/2020	14:18	12.3	3.88	0.10	1.05
INLET #3_000443.LAB	3/10/2020	14:19	13.5	3.76	0.10	1.05
INLET #3_000444.LAB	3/10/2020	14:20	15.0	3.86	0.10	1.03
INLET #3_000445.LAB	3/10/2020	14:21	16.5	3.56	0.10	1.03
INLET #3_000446.LAB	3/10/2020	14:22	15.9	3.95	0.10	1.04
INLET #3_000447.LAB	3/10/2020	14:23	16.2	3.62	0.10	1.04
INLET #3_000448.LAB	3/10/2020	14:24	17.3	3.96	0.10	1.03
INLET #3_000449.LAB	3/10/2020	14:25	17.6	3.97	0.10	1.04
INLET #3_000450.LAB	3/10/2020	14:26	18.4	3.78	0.10	1.05
INLET #3_000451.LAB	3/10/2020	14:27	20.4	3.82	0.10	1.05
INLET #3_000452.LAB	3/10/2020	14:28	18.8	3.81	0.10	1.05
INLET #3_000453.LAB	3/10/2020	14:29	18.4	4.07	0.10	1.05
INLET #3_000454.LAB	3/10/2020	14:30	19.3	4.02	0.10	1.03
INLET #3_000455.LAB	3/10/2020	14:31	19.9	4.05	0.10	1.04
INLET #3_000456.LAB	3/10/2020	14:32	20.4	4.05	0.10	1.04
INLET #3_000457.LAB	3/10/2020	14:33	20.0	3.74	0.10	1.05
INLET #3_000458.LAB	3/10/2020	14:34	20.1	3.87	0.10	1.04
INLET #3_000459.LAB	3/10/2020	14:35	20.2	3.84	0.10	1.04
INLET #3_000460.LAB	3/10/2020	14:36	20.5	3.93	0.10	1.04
INLET #3_000461.LAB	3/10/2020	14:37	21.9	3.92	0.10	1.03
INLET #3_000462.LAB	3/10/2020	14:38	23.0	3.88	0.10	1.05
INLET #3_000463.LAB	3/10/2020	14:39	23.5	3.90	0.10	1.05
INLET #3_000464.LAB	3/10/2020	14:40	24.6	3.91	0.10	1.03
INLET #3_000465.LAB	3/10/2020	14:41	25.6	3.98	0.10	1.03
INLET #3_000466.LAB	3/10/2020	14:42	26.2	3.76	0.10	1.05
INLET #3_000467.LAB	3/10/2020	14:43	27.1	3.82	0.10	1.04
INLET #3_000468.LAB	3/10/2020	14:44	28.6	3.95	0.10	1.03
INLET #3_000469.LAB	3/10/2020	14:45	29.1	3.61	0.10	1.04
INLET #3_000470.LAB	3/10/2020	14:46	30.0	3.78	0.10	1.04
INLET #3_000471.LAB	3/10/2020	14:47	30.5	3.82	0.10	1.04
INLET #3_000472.LAB	3/10/2020	14:48	31.0	3.96	0.10	1.05
INLET #3_000473.LAB	3/10/2020	14:49	32.1	3.73	0.10	1.04
INLET #3_000474.LAB	3/10/2020	14:50	32.7	3.73	0.10	1.04
INLET #3_000475.LAB	3/10/2020	14:51	31.9	4.17	0.10	1.03
INLET #3_000476.LAB	3/10/2020	14:52	33.1	4.01	0.10	1.02
INLET #3_000477.LAB	3/10/2020	14:53	32.9	3.80	0.10	1.02
INLET #3_000478.LAB	3/10/2020	14:54	32.8	4.06	0.10	1.02
INLET #3_000479.LAB	3/10/2020	14:55	34.1	3.89	0.10	1.04

FTIR Field Data

Company: Medline
Location: Waukegan, IL
Source: Inlet #3
Date: 3/10/2020
Run: 1
Time: 08:21-16:34

Spectrum	Date	Time	Ethylene Oxide ppmv wb	Methane ppmv wb	CO2 % vol wb	Water % vol
INLET #3_000480.LAB	3/10/2020	14:56	34.3	3.83	0.10	1.04
INLET #3_000481.LAB	3/10/2020	14:57	34.5	3.76	0.10	1.03
INLET #3_000482.LAB	3/10/2020	14:58	35.0	3.52	0.10	1.03
INLET #3_000483.LAB	3/10/2020	14:59	35.6	3.88	0.10	1.04
INLET #3_000484.LAB	3/10/2020	15:00	36.4	3.82	0.10	1.03
INLET #3_000485.LAB	3/10/2020	15:01	38.0	4.01	0.10	1.02
INLET #3_000486.LAB	3/10/2020	15:02	37.3	3.90	0.10	1.03
INLET #3_000487.LAB	3/10/2020	15:03	37.8	3.82	0.10	1.03
INLET #3_000488.LAB	3/10/2020	15:04	37.0	3.72	0.10	1.04
INLET #3_000489.LAB	3/10/2020	15:05	37.4	4.06	0.10	1.03
INLET #3_000490.LAB	3/10/2020	15:06	37.4	3.94	0.10	1.03
INLET #3_000491.LAB	3/10/2020	15:07	37.4	4.05	0.10	1.03
INLET #3_000492.LAB	3/10/2020	15:08	37.5	3.89	0.10	1.03
INLET #3_000493.LAB	3/10/2020	15:09	38.2	3.63	0.10	1.03
INLET #3_000494.LAB	3/10/2020	15:10	35.3	3.86	0.10	1.02
INLET #3_000495.LAB	3/10/2020	15:11	35.8	3.81	0.10	1.02
INLET #3_000496.LAB	3/10/2020	15:12	36.3	3.77	0.10	1.01
INLET #3_000497.LAB	3/10/2020	15:13	36.2	3.79	0.10	1.02
INLET #3_000498.LAB	3/10/2020	15:14	34.3	3.93	0.10	1.02
INLET #3_000499.LAB	3/10/2020	15:15	33.5	3.69	0.10	1.02
INLET #3_000500.LAB	3/10/2020	15:16	33.6	3.82	0.09	1.02
INLET #3_000501.LAB	3/10/2020	15:17	34.3	3.91	0.09	1.01
INLET #3_000502.LAB	3/10/2020	15:18	34.1	3.99	0.09	1.01
INLET #3_000503.LAB	3/10/2020	15:19	32.9	3.83	0.09	1.02
INLET #3_000504.LAB	3/10/2020	15:20	32.7	3.84	0.09	1.02
INLET #3_000505.LAB	3/10/2020	15:21	33.2	3.88	0.09	1.02
INLET #3_000506.LAB	3/10/2020	15:22	33.3	3.70	0.09	1.02
INLET #3_000507.LAB	3/10/2020	15:23	32.3	3.89	0.09	1.03
INLET #3_000508.LAB	3/10/2020	15:24	30.3	4.08	0.09	1.01
INLET #3_000509.LAB	3/10/2020	15:25	29.5	4.05	0.09	1.00
INLET #3_000510.LAB	3/10/2020	15:26	29.2	3.95	0.09	0.99
INLET #3_000511.LAB	3/10/2020	15:27	30.1	3.98	0.09	0.99
INLET #3_000512.LAB	3/10/2020	15:28	30.4	4.01	0.09	0.98
INLET #3_000513.LAB	3/10/2020	15:29	29.9	3.94	0.09	0.99
INLET #3_000514.LAB	3/10/2020	15:30	29.1	3.81	0.09	0.98
INLET #3_000515.LAB	3/10/2020	15:31	28.9	3.75	0.09	0.99
INLET #3_000516.LAB	3/10/2020	15:32	28.9	3.88	0.09	0.99
INLET #3_000517.LAB	3/10/2020	15:33	29.0	3.76	0.09	0.98
INLET #3_000518.LAB	3/10/2020	15:34	28.7	3.73	0.09	0.96
INLET #3_000519.LAB	3/10/2020	15:35	26.9	3.78	0.09	0.97
INLET #3_000520.LAB	3/10/2020	15:36	26.2	3.70	0.09	0.95
INLET #3_000521.LAB	3/10/2020	15:37	26.0	3.48	0.09	0.96
INLET #3_000522.LAB	3/10/2020	15:38	26.2	4.00	0.09	0.96
INLET #3_000523.LAB	3/10/2020	15:39	26.9	3.76	0.09	0.97
INLET #3_000524.LAB	3/10/2020	15:40	26.7	3.81	0.09	0.98
INLET #3_000525.LAB	3/10/2020	15:41	26.6	3.86	0.10	0.99
INLET #3_000526.LAB	3/10/2020	15:42	26.7	4.00	0.10	0.98
INLET #3_000527.LAB	3/10/2020	15:43	27.5	3.83	0.10	0.97
INLET #3_000528.LAB	3/10/2020	15:44	26.7	3.82	0.10	0.98
INLET #3_000529.LAB	3/10/2020	15:45	26.5	3.78	0.10	0.98
INLET #3_000530.LAB	3/10/2020	15:46	26.9	3.90	0.10	0.99
INLET #3_000531.LAB	3/10/2020	15:47	27.6	3.93	0.10	0.98
INLET #3_000532.LAB	3/10/2020	15:48	28.0	3.97	0.10	0.97
INLET #3_000533.LAB	3/10/2020	15:49	28.0	3.91	0.10	0.98
INLET #3_000534.LAB	3/10/2020	15:50	27.9	3.95	0.10	0.97
INLET #3_000535.LAB	3/10/2020	15:51	27.9	3.91	0.10	0.97
INLET #3_000536.LAB	3/10/2020	15:52	28.1	4.16	0.10	0.98
INLET #3_000537.LAB	3/10/2020	15:53	28.6	4.23	0.10	0.98
INLET #3_000538.LAB	3/10/2020	15:54	28.7	4.24	0.10	0.97
INLET #3_000539.LAB	3/10/2020	15:55	28.6	3.84	0.10	0.98
INLET #3_000540.LAB	3/10/2020	15:56	28.1	3.50	0.10	0.99
INLET #3_000541.LAB	3/10/2020	15:57	28.2	3.60	0.10	0.98
INLET #3_000542.LAB	3/10/2020	15:58	28.4	3.88	0.10	0.98
INLET #3_000543.LAB	3/10/2020	15:59	28.4	3.66	0.10	0.99
INLET #3_000544.LAB	3/10/2020	16:00	28.8	3.53	0.10	0.98
INLET #3_000545.LAB	3/10/2020	16:01	28.9	3.67	0.10	0.98
INLET #3_000546.LAB	3/10/2020	16:02	27.6	3.75	0.10	0.97
INLET #3_000547.LAB	3/10/2020	16:03	27.5	3.59	0.10	0.98
INLET #3_000548.LAB	3/10/2020	16:04	27.0	3.61	0.10	0.99
INLET #3_000549.LAB	3/10/2020	16:05	27.6	3.74	0.10	0.96
INLET #3_000550.LAB	3/10/2020	16:06	27.4	3.68	0.10	0.97
INLET #3_000551.LAB	3/10/2020	16:07	27.4	3.79	0.10	1.00
INLET #3_000552.LAB	3/10/2020	16:08	27.7	3.38	0.10	1.01
INLET #3_000553.LAB	3/10/2020	16:09	27.1	3.41	0.10	1.00
INLET #3_000554.LAB	3/10/2020	16:10	27.1	3.86	0.10	0.98
INLET #3_000555.LAB	3/10/2020	16:11	26.8	3.78	0.10	1.00
INLET #3_000556.LAB	3/10/2020	16:12	25.9	3.46	0.10	1.00
INLET #3_000557.LAB	3/10/2020	16:13	25.4	3.43	0.10	1.00
INLET #3_000558.LAB	3/10/2020	16:14	25.5	3.65	0.10	1.02

FTIR Field Data

Company: Medline
Location: Waukegan, IL
Source: Inlet #3
Date: 3/10/2020
Run: 1
Time: 08:21-18:34

Spectrum	Date	Time	Ethylene Oxide ppmv wb	Methane ppmv wb	CO2 % vol wb	Water % vol
INLET #3_000559.LAB	3/10/2020	16:15	26.2	3.72	0.10	1.00
INLET #3_000560.LAB	3/10/2020	16:16	26.6	3.63	0.10	0.98
INLET #3_000561.LAB	3/10/2020	16:17	26.3	3.79	0.10	0.97
INLET #3_000562.LAB	3/10/2020	16:18	26.0	3.68	0.10	0.97
INLET #3_000563.LAB	3/10/2020	16:19	26.3	3.91	0.10	0.95
INLET #3_000584.LAB	3/10/2020	16:20	25.9	3.60	0.10	0.97
INLET #3_000565.LAB	3/10/2020	16:21	26.2	3.50	0.10	0.99
INLET #3_000566.LAB	3/10/2020	16:22	25.8	3.82	0.10	0.98
INLET #3_000567.LAB	3/10/2020	16:23	25.3	3.52	0.10	0.99
INLET #3_000568.LAB	3/10/2020	16:24	24.6	3.39	0.10	1.01
INLET #3_000569.LAB	3/10/2020	16:25	24.6	3.71	0.10	1.01
INLET #3_000570.LAB	3/10/2020	16:26	24.4	3.52	0.10	1.02
INLET #3_000571.LAB	3/10/2020	16:27	24.3	3.55	0.10	1.02
INLET #3_000572.LAB	3/10/2020	16:28	24.1	3.62	0.10	1.02
INLET #3_000573.LAB	3/10/2020	16:29	22.8	3.45	0.10	1.01
INLET #3_000574.LAB	3/10/2020	16:30	22.4	3.43	0.10	1.02
INLET #3_000575.LAB	3/10/2020	16:31	21.9	3.51	0.10	1.00
INLET #3_000576.LAB	3/10/2020	16:32	23.0	3.97	0.10	0.98
INLET #3_000577.LAB	3/10/2020	16:33	23.3	3.83	0.10	0.97
INLET #3_000578.LAB	3/10/2020	16:34	23.2	3.90	0.10	0.97
INLET #3_000579.LAB	3/10/2020	16:35	23.2	3.87	0.10	0.96
INLET #3_000580.LAB	3/10/2020	16:36	23.3	3.92	0.10	0.96
INLET #3_000581.LAB	3/10/2020	16:37	22.6	3.77	0.10	0.96
INLET #3_000582.LAB	3/10/2020	16:38	21.7	3.60	0.10	0.96
INLET #3_000583.LAB	3/10/2020	16:39	21.4	3.97	0.10	0.95
INLET #3_000584.LAB	3/10/2020	16:40	21.2	3.85	0.10	0.97
INLET #3_000585.LAB	3/10/2020	16:41	21.6	3.71	0.10	0.97
INLET #3_000586.LAB	3/10/2020	16:42	22.0	3.53	0.09	0.97
INLET #3_000587.LAB	3/10/2020	16:43	21.6	3.88	0.09	0.98
INLET #3_000588.LAB	3/10/2020	16:44	21.6	3.54	0.09	0.99
INLET #3_000589.LAB	3/10/2020	16:45	21.2	3.95	0.09	0.99
INLET #3_000590.LAB	3/10/2020	16:46	20.0	3.76	0.09	1.01
INLET #3_000591.LAB	3/10/2020	16:47	19.9	3.80	0.09	1.01
INLET #3_000592.LAB	3/10/2020	16:48	20.2	3.94	0.09	1.00
INLET #3_000593.LAB	3/10/2020	16:49	19.8	3.87	0.09	1.00
INLET #3_000594.LAB	3/10/2020	16:50	19.7	3.71	0.10	1.01
INLET #3_000595.LAB	3/10/2020	16:51	20.6	3.72	0.10	0.99
INLET #3_000596.LAB	3/10/2020	16:52	21.4	3.85	0.10	0.99
INLET #3_000597.LAB	3/10/2020	16:53	22.4	3.88	0.10	0.99
INLET #3_000598.LAB	3/10/2020	16:54	23.1	4.20	0.10	0.99
INLET #3_000599.LAB	3/10/2020	16:55	23.7	4.09	0.10	0.99
INLET #3_000600.LAB	3/10/2020	16:56	24.8	4.01	0.10	0.98
INLET #3_000601.LAB	3/10/2020	16:57	25.4	4.08	0.10	1.00
INLET #3_000602.LAB	3/10/2020	16:58	26.9	4.04	0.10	0.99
INLET #3_000603.LAB	3/10/2020	16:59	26.6	4.02	0.10	0.99
INLET #3_000604.LAB	3/10/2020	17:00	26.5	3.70	0.10	0.99
INLET #3_000605.LAB	3/10/2020	17:01	28.6	3.74	0.10	1.00
INLET #3_000606.LAB	3/10/2020	17:02	29.5	3.92	0.10	0.98
INLET #3_000607.LAB	3/10/2020	17:03	30.1	3.98	0.10	0.98
INLET #3_000608.LAB	3/10/2020	17:04	30.7	3.93	0.10	0.98
INLET #3_000609.LAB	3/10/2020	17:05	31.3	3.85	0.10	0.98
INLET #3_000610.LAB	3/10/2020	17:06	31.4	3.66	0.10	1.00
INLET #3_000611.LAB	3/10/2020	17:07	31.7	3.75	0.10	1.00
INLET #3_000612.LAB	3/10/2020	17:08	32.2	3.84	0.10	0.99
INLET #3_000613.LAB	3/10/2020	17:09	32.5	3.88	0.10	0.99
INLET #3_000614.LAB	3/10/2020	17:10	32.3	3.98	0.10	1.00
INLET #3_000615.LAB	3/10/2020	17:11	32.1	3.82	0.10	0.98
INLET #3_000616.LAB	3/10/2020	17:12	32.2	3.67	0.10	0.99
INLET #3_000617.LAB	3/10/2020	17:13	32.0	3.76	0.10	1.01
INLET #3_000618.LAB	3/10/2020	17:14	32.6	3.65	0.10	0.99
INLET #3_000619.LAB	3/10/2020	17:15	32.9	3.77	0.10	0.99
INLET #3_000620.LAB	3/10/2020	17:16	32.8	3.81	0.10	1.00
INLET #3_000621.LAB	3/10/2020	17:17	32.7	3.94	0.10	1.00
INLET #3_000622.LAB	3/10/2020	17:18	32.5	4.23	0.10	0.99
INLET #3_000623.LAB	3/10/2020	17:19	32.6	4.00	0.10	0.99
INLET #3_000624.LAB	3/10/2020	17:20	32.2	3.94	0.10	0.99
INLET #3_000625.LAB	3/10/2020	17:21	31.0	3.71	0.10	1.01
INLET #3_000626.LAB	3/10/2020	17:22	31.3	3.67	0.10	1.00
INLET #3_000627.LAB	3/10/2020	17:23	32.2	4.02	0.10	0.99
INLET #3_000628.LAB	3/10/2020	17:24	32.0	3.67	0.10	1.00
INLET #3_000629.LAB	3/10/2020	17:25	32.4	3.66	0.10	1.02
INLET #3_000630.LAB	3/10/2020	17:26	33.1	3.80	0.10	1.00
INLET #3_000631.LAB	3/10/2020	17:27	33.9	3.73	0.10	1.00
INLET #3_000632.LAB	3/10/2020	17:28	34.6	3.92	0.10	0.99
INLET #3_000633.LAB	3/10/2020	17:29	35.5	3.73	0.10	0.99
INLET #3_000634.LAB	3/10/2020	17:30	36.6	4.13	0.11	1.00
INLET #3_000635.LAB	3/10/2020	17:31	37.8	3.96	0.11	0.98
INLET #3_000636.LAB	3/10/2020	17:32	38.1	3.83	0.11	0.98
INLET #3_000637.LAB	3/10/2020	17:33	38.8	3.79	0.10	0.98

FTIR Field Data

Company: Medline
Location: Waukegan, IL
Source: Inlet #3
Date: 3/10/2020
Run: 1
Time: 08:21-18:34

Spectrum	Date	Time	Ethylene Oxide ppmv wb	Methane ppmv wb	CO2 % vol wb	Water % vol
INLET #3_000638.LAB	3/10/2020	17:34	39.1	3.74	0.10	1.00
INLET #3_000639.LAB	3/10/2020	17:35	39.2	3.70	0.10	1.02
INLET #3_000640.LAB	3/10/2020	17:36	39.0	3.63	0.10	1.00
INLET #3_000641.LAB	3/10/2020	17:37	39.2	3.82	0.10	0.99
INLET #3_000642.LAB	3/10/2020	17:38	39.3	3.80	0.10	0.99
INLET #3_000643.LAB	3/10/2020	17:39	39.6	3.79	0.10	0.99
INLET #3_000644.LAB	3/10/2020	17:40	39.3	3.70	0.10	0.98
INLET #3_000645.LAB	3/10/2020	17:41	38.6	3.75	0.10	0.96
INLET #3_000646.LAB	3/10/2020	17:42	37.8	3.73	0.10	0.98
INLET #3_000647.LAB	3/10/2020	17:43	37.7	3.49	0.10	0.97
INLET #3_000648.LAB	3/10/2020	17:44	37.6	3.69	0.10	0.97
INLET #3_000649.LAB	3/10/2020	17:45	37.7	3.71	0.10	0.98
INLET #3_000650.LAB	3/10/2020	17:46	37.4	3.71	0.10	0.98
INLET #3_000651.LAB	3/10/2020	17:47	37.4	3.79	0.10	0.98
INLET #3_000652.LAB	3/10/2020	17:48	37.0	3.61	0.10	0.97
INLET #3_000653.LAB	3/10/2020	17:49	36.5	3.79	0.10	0.96
INLET #3_000654.LAB	3/10/2020	17:50	38.9	3.90	0.10	0.96
INLET #3_000655.LAB	3/10/2020	17:51	37.7	3.82	0.10	0.96
INLET #3_000656.LAB	3/10/2020	17:52	36.0	3.84	0.10	0.96
INLET #3_000657.LAB	3/10/2020	17:53	35.5	3.78	0.10	0.94
INLET #3_000658.LAB	3/10/2020	17:54	34.9	3.60	0.10	0.96
INLET #3_000659.LAB	3/10/2020	17:55	36.4	4.07	0.10	0.95
INLET #3_000660.LAB	3/10/2020	17:56	36.5	4.01	0.10	0.96
INLET #3_000661.LAB	3/10/2020	17:57	36.1	4.05	0.10	0.94
INLET #3_000662.LAB	3/10/2020	17:58	36.0	3.86	0.10	0.95
INLET #3_000663.LAB	3/10/2020	17:59	35.4	3.80	0.10	0.95
INLET #3_000664.LAB	3/10/2020	18:00	35.4	3.90	0.10	0.95
INLET #3_000665.LAB	3/10/2020	18:01	34.7	4.13	0.10	0.95
INLET #3_000666.LAB	3/10/2020	18:02	34.3	3.93	0.10	0.96
INLET #3_000667.LAB	3/10/2020	18:03	34.0	4.03	0.10	0.95
INLET #3_000668.LAB	3/10/2020	18:04	33.7	3.88	0.10	0.95
INLET #3_000669.LAB	3/10/2020	18:05	33.0	3.89	0.10	0.94
INLET #3_000670.LAB	3/10/2020	18:06	32.9	3.67	0.10	0.94
INLET #3_000671.LAB	3/10/2020	18:07	32.9	3.89	0.10	0.93
INLET #3_000672.LAB	3/10/2020	18:08	33.2	3.79	0.10	0.93
INLET #3_000673.LAB	3/10/2020	18:09	32.7	3.90	0.10	0.92
INLET #3_000674.LAB	3/10/2020	18:10	32.7	4.04	0.10	0.93
INLET #3_000675.LAB	3/10/2020	18:11	32.6	3.63	0.10	0.93
INLET #3_000676.LAB	3/10/2020	18:12	31.6	3.94	0.10	0.94
INLET #3_000677.LAB	3/10/2020	18:13	30.9	3.76	0.10	0.94
INLET #3_000678.LAB	3/10/2020	18:14	31.0	3.91	0.10	0.93
INLET #3_000679.LAB	3/10/2020	18:15	30.9	3.78	0.10	0.93
INLET #3_000680.LAB	3/10/2020	18:16	30.7	3.75	0.10	0.94
INLET #3_000681.LAB	3/10/2020	18:17	30.7	3.93	0.10	0.93
INLET #3_000682.LAB	3/10/2020	18:18	30.1	4.01	0.10	0.93
INLET #3_000683.LAB	3/10/2020	18:19	30.1	3.98	0.10	0.93
INLET #3_000684.LAB	3/10/2020	18:20	29.8	4.11	0.10	0.92
INLET #3_000685.LAB	3/10/2020	18:21	29.9	3.89	0.10	0.92
INLET #3_000686.LAB	3/10/2020	18:22	29.8	3.92	0.10	0.92
INLET #3_000687.LAB	3/10/2020	18:23	30.3	4.19	0.10	0.92
INLET #3_000688.LAB	3/10/2020	18:24	30.4	3.92	0.10	0.91
INLET #3_000689.LAB	3/10/2020	18:25	30.7	3.83	0.10	0.90
INLET #3_000690.LAB	3/10/2020	18:26	31.1	4.03	0.10	0.91
INLET #3_000691.LAB	3/10/2020	18:27	31.4	3.68	0.10	0.90
INLET #3_000692.LAB	3/10/2020	18:28	32.0	3.93	0.10	0.90
INLET #3_000693.LAB	3/10/2020	18:29	33.1	3.79	0.10	0.90
INLET #3_000694.LAB	3/10/2020	18:30	34.1	3.99	0.10	0.89
INLET #3_000695.LAB	3/10/2020	18:31	33.7	3.91	0.10	0.90
INLET #3_000696.LAB	3/10/2020	18:32	34.0	4.00	0.10	0.90
INLET #3_000697.LAB	3/10/2020	18:33	34.9	4.11	0.10	0.91
Average						
Average/MDL Values			17.04	3.52	0.10	1.10

FTIR Field Data

Company: Medline
Location: Waukegan, IL
Source: Inlet #3
Date: 3/11/2020
Run: 2
Time: 8:35-18:30

Spectrum	Date	Time	Ethylene Oxide ppmv wb	Methane ppmv wb	CO2 % vol wb	Water % vol
INLET #3 R2_000919.LAB	3/11/2020	8:35	10.79	4.21	0.11	1.09
INLET #3 R2_000920.LAB	3/11/2020	8:36	10.87	4.21	0.11	1.07
INLET #3 R2_000921.LAB	3/11/2020	8:37	10.83	4.17	0.11	1.09
INLET #3 R2_000922.LAB	3/11/2020	8:38	10.47	4.19	0.11	1.11
INLET #3 R2_000923.LAB	3/11/2020	8:39	10.48	4.17	0.11	1.09
INLET #3 R2_000924.LAB	3/11/2020	8:40	10.55	3.95	0.11	1.09
INLET #3 R2_000925.LAB	3/11/2020	8:41	10.55	4.13	0.11	1.10
INLET #3 R2_000926.LAB	3/11/2020	8:42	10.21	4.30	0.11	1.10
INLET #3 R2_000927.LAB	3/11/2020	8:43	10.31	4.15	0.11	1.09
INLET #3 R2_000928.LAB	3/11/2020	8:44	10.14	4.19	0.11	1.08
INLET #3 R2_000929.LAB	3/11/2020	8:45	10.09	4.23	0.11	1.10
INLET #3 R2_000930.LAB	3/11/2020	8:46	9.77	3.76	0.11	1.12
INLET #3 R2_000931.LAB	3/11/2020	8:47	9.83	4.07	0.11	1.08
INLET #3 R2_000932.LAB	3/11/2020	8:48	9.64	3.89	0.10	1.08
INLET #3 R2_000933.LAB	3/11/2020	8:49	10.21	4.19	0.10	1.08
INLET #3 R2_000934.LAB	3/11/2020	8:50	10.34	4.21	0.10	1.08
INLET #3 R2_000935.LAB	3/11/2020	8:51	10.05	4.06	0.10	1.09
INLET #3 R2_000936.LAB	3/11/2020	8:52	9.97	4.20	0.10	1.08
INLET #3 R2_000937.LAB	3/11/2020	8:53	9.94	4.02	0.10	1.10
INLET #3 R2_000938.LAB	3/11/2020	8:54	9.85	3.96	0.10	1.10
INLET #3 R2_000939.LAB	3/11/2020	8:55	10.37	4.06	0.10	1.08
INLET #3 R2_000940.LAB	3/11/2020	8:56	9.98	4.13	0.10	1.08
INLET #3 R2_000941.LAB	3/11/2020	8:57	9.91	4.09	0.10	1.08
INLET #3 R2_000942.LAB	3/11/2020	8:58	10.06	4.04	0.10	1.08
INLET #3 R2_000943.LAB	3/11/2020	8:59	10.22	4.07	0.10	1.09
INLET #3 R2_000844.LAB	3/11/2020	9:00	9.99	4.17	0.10	1.09
INLET #3 R2_000945.LAB	3/11/2020	9:01	10.39	4.10	0.10	1.07
INLET #3 R2_000946.LAB	3/11/2020	9:02	10.26	3.94	0.10	1.07
INLET #3 R2_000947.LAB	3/11/2020	9:03	10.76	4.05	0.10	1.05
INLET #3 R2_000948.LAB	3/11/2020	9:04	10.59	3.76	0.10	1.07
INLET #3 R2_000949.LAB	3/11/2020	9:05	10.34	4.10	0.10	1.08
INLET #3 R2_000950.LAB	3/11/2020	9:06	10.67	4.02	0.10	1.06
INLET #3 R2_000951.LAB	3/11/2020	9:07	10.60	4.07	0.10	1.07
INLET #3 R2_000952.LAB	3/11/2020	9:08	10.28	4.23	0.10	1.08
INLET #3 R2_000953.LAB	3/11/2020	9:09	10.50	4.03	0.10	1.07
INLET #3 R2_000954.LAB	3/11/2020	9:10	10.17	4.02	0.10	1.10
INLET #3 R2_000955.LAB	3/11/2020	9:11	10.09	3.94	0.10	1.09
INLET #3 R2_000956.LAB	3/11/2020	9:12	10.54	4.13	0.10	1.07
INLET #3 R2_000957.LAB	3/11/2020	9:13	10.47	4.13	0.10	1.08
INLET #3 R2_000958.LAB	3/11/2020	9:14	10.58	3.95	0.10	1.07
INLET #3 R2_000959.LAB	3/11/2020	9:15	10.16	4.14	0.10	1.05
INLET #3 R2_000960.LAB	3/11/2020	9:16	10.12	4.01	0.10	1.05
INLET #3 R2_000961.LAB	3/11/2020	9:17	10.19	4.04	0.10	1.07
INLET #3 R2_000962.LAB	3/11/2020	9:18	9.91	4.33	0.10	1.08
INLET #3 R2_000963.LAB	3/11/2020	9:19	9.80	4.22	0.10	1.08
INLET #3 R2_000965.LAB	3/11/2020	9:21	9.65	4.37	0.10	1.07
INLET #3 R2_000966.LAB	3/11/2020	9:22	10.06	4.03	0.10	1.07
INLET #3 R2_000967.LAB	3/11/2020	9:23	9.99	4.18	0.10	1.09
INLET #3 R2_000968.LAB	3/11/2020	9:24	9.80	4.02	0.10	1.09
INLET #3 R2_000969.LAB	3/11/2020	9:25	9.51	4.07	0.10	1.09
INLET #3 R2_000970.LAB	3/11/2020	9:26	9.37	4.17	0.10	1.09
INLET #3 R2_000971.LAB	3/11/2020	9:27	9.03	4.17	0.10	1.10
INLET #3 R2_000972.LAB	3/11/2020	9:28	9.36	3.90	0.10	1.10
INLET #3 R2_000973.LAB	3/11/2020	9:29	9.51	4.02	0.10	1.10
INLET #3 R2_000974.LAB	3/11/2020	9:30	9.60	4.22	0.10	1.07
INLET #3 R2_000975.LAB	3/11/2020	9:31	9.34	4.11	0.10	1.09
INLET #3 R2_000976.LAB	3/11/2020	9:32	9.18	4.10	0.10	1.09
INLET #3 R2_000977.LAB	3/11/2020	9:33	9.06	4.12	0.10	1.09
INLET #3 R2_000978.LAB	3/11/2020	9:34	9.34	4.06	0.10	1.10
INLET #3 R2_000979.LAB	3/11/2020	9:35	9.03	3.96	0.10	1.12
INLET #3 R2_000980.LAB	3/11/2020	9:36	8.97	3.98	0.10	1.14
INLET #3 R2_000981.LAB	3/11/2020	9:37	8.47	3.83	0.10	1.14
INLET #3 R2_000982.LAB	3/11/2020	9:38	8.98	4.03	0.10	1.14
INLET #3 R2_000983.LAB	3/11/2020	9:39	8.83	3.82	0.10	1.14
INLET #3 R2_000984.LAB	3/11/2020	9:40	9.24	4.03	0.10	1.14
INLET #3 R2_000985.LAB	3/11/2020	9:41	9.17	4.01	0.10	1.13
INLET #3 R2_000986.LAB	3/11/2020	9:42	9.25	4.02	0.10	1.10
INLET #3 R2_000987.LAB	3/11/2020	9:43	9.43	4.03	0.10	1.10
INLET #3 R2_000988.LAB	3/11/2020	9:44	9.29	3.88	0.10	1.10
INLET #3 R2_000989.LAB	3/11/2020	9:45	9.03	3.98	0.10	1.11
INLET #3 R2_000990.LAB	3/11/2020	9:46	9.14	3.83	0.10	1.10
INLET #3 R2_000991.LAB	3/11/2020	9:47	9.25	3.96	0.10	1.09
INLET #3 R2_000992.LAB	3/11/2020	9:48	9.00	3.95	0.10	1.11
INLET #3 R2_000993.LAB	3/11/2020	9:49	8.84	3.94	0.10	1.11
INLET #3 R2_000994.LAB	3/11/2020	9:50	9.12	4.13	0.10	1.10
INLET #3 R2_000995.LAB	3/11/2020	9:51	9.39	4.09	0.10	1.09
INLET #3 R2_000996.LAB	3/11/2020	9:52	9.46	4.25	0.10	1.08
INLET #3 R2_000997.LAB	3/11/2020	9:53	9.47	4.14	0.10	1.08
INLET #3 R2_000998.LAB	3/11/2020	9:54	9.31	4.02	0.10	1.09

FTIR Field Data

Company: Medline
Location: Waukegan, IL
Source: Inlet #3
Date: 3/11/2020
Run: 2
Time: 8:35-18:30

Spectrum	Date	Time	Ethylene Oxide ppmv wb	Methane ppmv wb	CO2 % vol wb	Water % vol
INLET #3 R2_000999.LAB	3/11/2020	9:55	8.96	3.99	0.10	1.10
INLET #3 R2_001000.LAB	3/11/2020	9:56	8.86	3.95	0.10	1.11
INLET #3 R2_001001.LAB	3/11/2020	9:57	8.81	4.03	0.10	1.13
INLET #3 R2_001002.LAB	3/11/2020	9:58	8.78	3.88	0.10	1.12
INLET #3 R2_001003.LAB	3/11/2020	9:59	8.69	3.78	0.10	1.13
INLET #3 R2_001004.LAB	3/11/2020	10:00	8.53	4.10	0.10	1.14
INLET #3 R2_001005.LAB	3/11/2020	10:01	8.56	3.84	0.10	1.13
INLET #3 R2_001006.LAB	3/11/2020	10:02	8.32	3.81	0.10	1.13
INLET #3 R2_001007.LAB	3/11/2020	10:03	8.65	4.11	0.10	1.14
INLET #3 R2_001008.LAB	3/11/2020	10:04	8.64	3.95	0.10	1.13
INLET #3 R2_001009.LAB	3/11/2020	10:05	8.88	3.87	0.10	1.11
INLET #3 R2_001010.LAB	3/11/2020	10:06	8.90	3.71	0.10	1.11
INLET #3 R2_001011.LAB	3/11/2020	10:07	9.03	4.33	0.10	1.10
INLET #3 R2_001012.LAB	3/11/2020	10:08	9.00	3.98	0.10	1.11
INLET #3 R2_001013.LAB	3/11/2020	10:09	9.32	4.16	0.10	1.09
INLET #3 R2_001014.LAB	3/11/2020	10:10	9.25	4.01	0.10	1.08
INLET #3 R2_001015.LAB	3/11/2020	10:11	9.31	3.97	0.10	1.08
INLET #3 R2_001016.LAB	3/11/2020	10:12	8.98	3.99	0.10	1.08
INLET #3 R2_001017.LAB	3/11/2020	10:13	8.98	4.06	0.10	1.09
INLET #3 R2_001018.LAB	3/11/2020	10:14	9.09	4.23	0.10	1.09
INLET #3 R2_001019.LAB	3/11/2020	10:15	9.03	4.19	0.10	1.09
INLET #3 R2_001020.LAB	3/11/2020	10:16	8.70	4.11	0.10	1.10
INLET #3 R2_001021.LAB	3/11/2020	10:17	9.02	3.89	0.10	1.10
INLET #3 R2_001022.LAB	3/11/2020	10:18	8.99	4.00	0.11	1.09
INLET #3 R2_001023.LAB	3/11/2020	10:19	9.27	4.00	0.11	1.09
INLET #3 R2_001024.LAB	3/11/2020	10:20	9.16	4.20	0.11	1.08
INLET #3 R2_001025.LAB	3/11/2020	10:21	8.91	3.93	0.11	1.08
INLET #3 R2_001026.LAB	3/11/2020	10:22	8.78	4.01	0.11	1.09
INLET #3 R2_001027.LAB	3/11/2020	10:23	8.57	4.00	0.11	1.08
INLET #3 R2_001028.LAB	3/11/2020	10:24	8.98	4.02	0.11	1.08
INLET #3 R2_001029.LAB	3/11/2020	10:25	9.21	3.87	0.11	1.09
INLET #3 R2_001030.LAB	3/11/2020	10:26	9.06	4.04	0.11	1.08
INLET #3 R2_001031.LAB	3/11/2020	10:27	9.13	4.14	0.11	1.07
INLET #3 R2_001032.LAB	3/11/2020	10:28	9.38	4.22	0.10	1.06
INLET #3 R2_001033.LAB	3/11/2020	10:29	8.94	4.06	0.10	1.08
INLET #3 R2_001034.LAB	3/11/2020	10:30	8.67	4.14	0.10	1.08
INLET #3 R2_001035.LAB	3/11/2020	10:31	9.06	4.03	0.10	1.08
INLET #3 R2_001036.LAB	3/11/2020	10:32	8.74	4.01	0.10	1.10
INLET #3 R2_001037.LAB	3/11/2020	10:33	8.69	4.14	0.10	1.08
INLET #3 R2_001038.LAB	3/11/2020	10:34	9.01	4.12	0.10	1.07
INLET #3 R2_001039.LAB	3/11/2020	10:35	9.18	3.91	0.10	1.07
INLET #3 R2_001040.LAB	3/11/2020	10:36	9.43	3.97	0.10	1.08
INLET #3 R2_001041.LAB	3/11/2020	10:37	9.22	3.98	0.10	1.07
INLET #3 R2_001042.LAB	3/11/2020	10:38	9.31	4.12	0.10	1.07
INLET #3 R2_001043.LAB	3/11/2020	10:39	9.33	3.94	0.10	1.08
INLET #3 R2_001044.LAB	3/11/2020	10:40	8.92	3.86	0.10	1.08
INLET #3 R2_001045.LAB	3/11/2020	10:41	8.62	4.08	0.10	1.07
INLET #3 R2_001046.LAB	3/11/2020	10:42	9.08	4.05	0.10	1.08
INLET #3 R2_001047.LAB	3/11/2020	10:43	8.60	3.99	0.10	1.12
INLET #3 R2_001048.LAB	3/11/2020	10:44	8.40	3.92	0.10	1.12
INLET #3 R2_001049.LAB	3/11/2020	10:45	8.61	4.01	0.11	1.10
INLET #3 R2_001050.LAB	3/11/2020	10:46	8.54	3.96	0.11	1.11
INLET #3 R2_001051.LAB	3/11/2020	10:47	8.37	4.19	0.11	1.10
INLET #3 R2_001052.LAB	3/11/2020	10:48	8.68	3.94	0.11	1.09
INLET #3 R2_001053.LAB	3/11/2020	10:49	8.48	4.09	0.11	1.09
INLET #3 R2_001054.LAB	3/11/2020	10:50	8.59	4.19	0.11	1.10
INLET #3 R2_001055.LAB	3/11/2020	10:51	8.76	4.17	0.11	1.10
INLET #3 R2_001056.LAB	3/11/2020	10:52	8.76	3.94	0.11	1.10
INLET #3 R2_001057.LAB	3/11/2020	10:53	8.33	4.04	0.11	1.11
INLET #3 R2_001058.LAB	3/11/2020	10:54	8.38	4.05	0.10	1.11
INLET #3 R2_001059.LAB	3/11/2020	10:55	8.15	3.84	0.10	1.14
INLET #3 R2_001060.LAB	3/11/2020	10:56	8.20	3.84	0.10	1.16
INLET #3 R2_001061.LAB	3/11/2020	10:57	8.48	3.92	0.10	1.12
INLET #3 R2_001062.LAB	3/11/2020	10:58	9.02	3.95	0.10	1.12
INLET #3 R2_001063.LAB	3/11/2020	10:59	9.38	4.03	0.10	1.08
INLET #3 R2_001064.LAB	3/11/2020	11:00	9.08	4.04	0.10	1.10
INLET #3 R2_001065.LAB	3/11/2020	11:01	8.95	3.91	0.10	1.09
INLET #3 R2_001066.LAB	3/11/2020	11:02	9.00	4.01	0.10	1.09
INLET #3 R2_001067.LAB	3/11/2020	11:03	9.21	4.11	0.10	1.08
INLET #3 R2_001068.LAB	3/11/2020	11:05	9.41	4.10	0.10	1.08
INLET #3 R2_001069.LAB	3/11/2020	11:06	9.40	4.17	0.11	1.09
INLET #3 R2_001070.LAB	3/11/2020	11:07	9.25	4.27	0.11	1.08
INLET #3 R2_001071.LAB	3/11/2020	11:08	8.86	4.27	0.11	1.08
INLET #3 R2_001072.LAB	3/11/2020	11:09	8.50	4.02	0.11	1.11
INLET #3 R2_001073.LAB	3/11/2020	11:10	8.46	4.13	0.11	1.13
INLET #3 R2_001074.LAB	3/11/2020	11:11	7.82	4.13	0.11	1.18
INLET #3 R2_001075.LAB	3/11/2020	11:12	7.98	4.00	0.11	1.17
INLET #3 R2_001076.LAB	3/11/2020	11:13	8.01	4.03	0.11	1.15
INLET #3 R2_001077.LAB	3/11/2020	11:14	7.81	3.92	0.11	1.15

FTIR Field Data

Company: Medline
Location: Waukegan, IL
Source: Inlet #3
Date: 3/11/2020
Run: 2
Time: 8:35-16:30

Spectrum	Date	Time	Ethylene Oxide ppmv wb	Methane ppmv wb	CO2 % vol wb	Water % vol
INLET #3 R2_001078.LAB	3/11/2020	11:15	7.81	3.97	0.11	1.15
INLET #3 R2_001079.LAB	3/11/2020	11:16	8.07	3.77	0.11	1.14
INLET #3 R2_001081.LAB	3/11/2020	11:18	8.09	4.17	0.11	1.12
INLET #3 R2_001082.LAB	3/11/2020	11:19	8.17	4.05	0.10	1.11
INLET #3 R2_001083.LAB	3/11/2020	11:20	8.19	4.03	0.10	1.10
INLET #3 R2_001084.LAB	3/11/2020	11:21	8.07	4.02	0.10	1.09
INLET #3 R2_001085.LAB	3/11/2020	11:22	8.24	3.73	0.10	1.11
INLET #3 R2_001086.LAB	3/11/2020	11:23	7.82	3.75	0.10	1.12
INLET #3 R2_001087.LAB	3/11/2020	11:24	7.87	4.11	0.10	1.12
INLET #3 R2_001088.LAB	3/11/2020	11:25	8.28	3.95	0.10	1.11
INLET #3 R2_001089.LAB	3/11/2020	11:26	8.38	3.96	0.10	1.10
INLET #3 R2_001090.LAB	3/11/2020	11:27	8.45	4.12	0.10	1.11
INLET #3 R2_001091.LAB	3/11/2020	11:28	8.50	3.98	0.10	1.09
INLET #3 R2_001092.LAB	3/11/2020	11:29	8.23	4.08	0.10	1.10
INLET #3 R2_001093.LAB	3/11/2020	11:30	8.29	3.92	0.10	1.10
INLET #3 R2_001094.LAB	3/11/2020	11:31	8.45	3.67	0.10	1.10
INLET #3 R2_001095.LAB	3/11/2020	11:32	8.43	4.04	0.10	1.10
INLET #3 R2_001096.LAB	3/11/2020	11:33	8.49	4.05	0.10	1.11
INLET #3 R2_001097.LAB	3/11/2020	11:34	8.46	4.15	0.10	1.11
INLET #3 R2_001098.LAB	3/11/2020	11:35	7.89	3.78	0.10	1.14
INLET #3 R2_001099.LAB	3/11/2020	11:36	7.74	3.85	0.10	1.15
INLET #3 R2_001100.LAB	3/11/2020	11:37	7.64	3.94	0.10	1.14
INLET #3 R2_001101.LAB	3/11/2020	11:38	7.88	3.83	0.10	1.15
INLET #3 R2_001102.LAB	3/11/2020	11:39	7.69	3.94	0.10	1.16
INLET #3 R2_001103.LAB	3/11/2020	11:40	7.52	3.67	0.10	1.14
INLET #3 R2_001104.LAB	3/11/2020	11:41	7.77	3.89	0.10	1.14
INLET #3 R2_001105.LAB	3/11/2020	11:42	7.97	3.98	0.10	1.14
INLET #3 R2_001106.LAB	3/11/2020	11:43	7.70	3.88	0.10	1.14
INLET #3 R2_001107.LAB	3/11/2020	11:44	7.81	3.61	0.10	1.14
INLET #3 R2_001108.LAB	3/11/2020	11:45	7.84	3.97	0.10	1.12
INLET #3 R2_001109.LAB	3/11/2020	11:46	8.08	3.86	0.10	1.12
INLET #3 R2_001110.LAB	3/11/2020	11:47	8.12	4.02	0.10	1.12
INLET #3 R2_001111.LAB	3/11/2020	11:48	8.16	4.09	0.10	1.11
INLET #3 R2_001112.LAB	3/11/2020	11:49	8.02	3.94	0.10	1.13
INLET #3 R2_001113.LAB	3/11/2020	11:50	7.81	3.90	0.10	1.12
INLET #3 R2_001114.LAB	3/11/2020	11:51	7.87	3.74	0.10	1.12
INLET #3 R2_001115.LAB	3/11/2020	11:52	7.85	3.86	0.10	1.13
INLET #3 R2_001116.LAB	3/11/2020	11:53	7.66	3.80	0.09	1.12
INLET #3 R2_001117.LAB	3/11/2020	11:54	7.98	3.98	0.10	1.13
INLET #3 R2_001118.LAB	3/11/2020	11:55	7.50	4.01	0.09	1.14
INLET #3 R2_001119.LAB	3/11/2020	11:56	7.66	3.64	0.09	1.14
INLET #3 R2_001120.LAB	3/11/2020	11:57	7.84	3.90	0.10	1.15
INLET #3 R2_001121.LAB	3/11/2020	11:58	7.53	3.73	0.09	1.15
INLET #3 R2_001122.LAB	3/11/2020	11:59	7.53	3.78	0.09	1.17
INLET #3 R2_001123.LAB	3/11/2020	12:00	7.41	3.84	0.10	1.17
INLET #3 R2_001124.LAB	3/11/2020	12:01	7.17	3.91	0.09	1.16
INLET #3 R2_001125.LAB	3/11/2020	12:02	7.34	3.82	0.09	1.17
INLET #3 R2_001126.LAB	3/11/2020	12:03	7.38	3.83	0.09	1.18
INLET #3 R2_001127.LAB	3/11/2020	12:04	7.24	3.80	0.09	1.18
INLET #3 R2_001128.LAB	3/11/2020	12:05	7.24	3.83	0.09	1.19
INLET #3 R2_001129.LAB	3/11/2020	12:06	7.18	3.82	0.09	1.17
INLET #3 R2_001130.LAB	3/11/2020	12:07	7.33	3.82	0.09	1.17
INLET #3 R2_001131.LAB	3/11/2020	12:08	7.45	3.86	0.09	1.15
INLET #3 R2_001132.LAB	3/11/2020	12:09	7.61	3.99	0.09	1.15
INLET #3 R2_001133.LAB	3/11/2020	12:10	7.55	3.66	0.09	1.14
INLET #3 R2_001134.LAB	3/11/2020	12:11	7.76	3.78	0.09	1.14
INLET #3 R2_001135.LAB	3/11/2020	12:12	7.47	3.88	0.09	1.14
INLET #3 R2_001136.LAB	3/11/2020	12:13	7.60	3.79	0.09	1.14
INLET #3 R2_001137.LAB	3/11/2020	12:14	7.67	3.70	0.09	1.14
INLET #3 R2_001138.LAB	3/11/2020	12:15	7.76	3.86	0.09	1.12
INLET #3 R2_001139.LAB	3/11/2020	12:16	8.06	3.79	0.09	1.13
INLET #3 R2_001140.LAB	3/11/2020	12:17	8.14	3.77	0.09	1.13
INLET #3 R2_001141.LAB	3/11/2020	12:18	7.76	3.90	0.09	1.14
INLET #3 R2_001142.LAB	3/11/2020	12:19	7.94	3.89	0.09	1.13
INLET #3 R2_001143.LAB	3/11/2020	12:20	7.87	3.83	0.09	1.13
INLET #3 R2_001144.LAB	3/11/2020	12:21	7.80	3.88	0.09	1.11
INLET #3 R2_001145.LAB	3/11/2020	12:22	8.02	4.03	0.09	1.11
INLET #3 R2_001146.LAB	3/11/2020	12:23	7.98	3.83	0.09	1.12
INLET #3 R2_001147.LAB	3/11/2020	12:24	8.08	3.91	0.09	1.12
INLET #3 R2_001148.LAB	3/11/2020	12:25	7.58	3.84	0.09	1.12
INLET #3 R2_001149.LAB	3/11/2020	12:26	7.65	3.91	0.09	1.14
INLET #3 R2_001150.LAB	3/11/2020	12:27	7.39	4.02	0.09	1.14
INLET #3 R2_001151.LAB	3/11/2020	12:28	7.35	3.86	0.09	1.14
INLET #3 R2_001152.LAB	3/11/2020	12:29	7.77	3.79	0.09	1.14
INLET #3 R2_001153.LAB	3/11/2020	12:30	7.67	3.89	0.09	1.13
INLET #3 R2_001154.LAB	3/11/2020	12:31	7.72	3.98	0.09	1.14
INLET #3 R2_001155.LAB	3/11/2020	12:32	7.92	4.06	0.09	1.13
INLET #3 R2_001156.LAB	3/11/2020	12:33	7.88	3.94	0.09	1.11
INLET #3 R2_001157.LAB	3/11/2020	12:34	8.02	3.86	0.09	1.11

FTIR Field Data

Company: Medline
Location: Waukegan, IL
Source: Inlet #3
Date: 3/11/2020
Run: 2
Time: 8:35-16:30

Spectrum	Date	Time	Ethylene Oxide ppmv wb	Methane ppmv wb	CO2 % vol wb	Water % vol
INLET #3 R2_001158.LAB	3/11/2020	12:35	7.97	4.10	0.09	1.11
INLET #3 R2_001159.LAB	3/11/2020	12:36	7.90	3.99	0.09	1.12
INLET #3 R2_001160.LAB	3/11/2020	12:37	8.02	3.85	0.09	1.11
INLET #3 R2_001161.LAB	3/11/2020	12:38	8.01	4.04	0.09	1.12
INLET #3 R2_001162.LAB	3/11/2020	12:39	8.16	3.91	0.09	1.13
INLET #3 R2_001163.LAB	3/11/2020	12:40	8.25	3.96	0.09	1.12
INLET #3 R2_001164.LAB	3/11/2020	12:41	8.20	3.93	0.09	1.12
INLET #3 R2_001165.LAB	3/11/2020	12:42	7.99	3.81	0.09	1.12
INLET #3 R2_001166.LAB	3/11/2020	12:43	8.01	3.98	0.09	1.13
INLET #3 R2_001167.LAB	3/11/2020	12:44	8.10	3.82	0.09	1.13
INLET #3 R2_001168.LAB	3/11/2020	12:45	8.05	4.01	0.09	1.12
INLET #3 R2_001169.LAB	3/11/2020	12:46	8.04	3.66	0.09	1.12
INLET #3 R2_001170.LAB	3/11/2020	12:47	8.32	3.83	0.09	1.12
INLET #3 R2_001171.LAB	3/11/2020	12:48	8.32	3.88	0.09	1.13
INLET #3 R2_001172.LAB	3/11/2020	12:49	7.92	4.06	0.09	1.13
INLET #3 R2_001173.LAB	3/11/2020	12:50	8.03	3.88	0.09	1.12
INLET #3 R2_001174.LAB	3/11/2020	12:51	7.97	3.75	0.09	1.13
INLET #3 R2_001175.LAB	3/11/2020	12:52	7.75	4.04	0.09	1.15
INLET #3 R2_001176.LAB	3/11/2020	12:53	7.41	3.88	0.09	1.16
INLET #3 R2_001177.LAB	3/11/2020	12:54	7.57	3.78	0.09	1.16
INLET #3 R2_001178.LAB	3/11/2020	12:55	7.90	3.89	0.09	1.14
INLET #3 R2_001179.LAB	3/11/2020	12:56	8.03	3.87	0.09	1.13
INLET #3 R2_001180.LAB	3/11/2020	12:57	7.94	4.02	0.09	1.13
INLET #3 R2_001181.LAB	3/11/2020	12:58	8.08	3.98	0.09	1.11
INLET #3 R2_001182.LAB	3/11/2020	12:59	8.00	3.99	0.09	1.14
INLET #3 R2_001183.LAB	3/11/2020	13:00	7.81	3.92	0.09	1.13
INLET #3 R2_001184.LAB	3/11/2020	13:01	7.71	3.92	0.09	1.14
INLET #3 R2_001185.LAB	3/11/2020	13:02	7.84	3.93	0.09	1.14
INLET #3 R2_001186.LAB	3/11/2020	13:03	7.98	3.71	0.09	1.12
INLET #3 R2_001187.LAB	3/11/2020	13:04	8.26	3.65	0.09	1.12
INLET #3 R2_001188.LAB	3/11/2020	13:05	8.07	3.85	0.09	1.12
INLET #3 R2_001189.LAB	3/11/2020	13:06	7.81	3.95	0.09	1.12
INLET #3 R2_001190.LAB	3/11/2020	13:07	8.06	3.83	0.09	1.12
INLET #3 R2_001191.LAB	3/11/2020	13:08	7.98	3.85	0.09	1.12
INLET #3 R2_001192.LAB	3/11/2020	13:09	8.00	3.77	0.09	1.12
INLET #3 R2_001193.LAB	3/11/2020	13:10	7.35	3.91	0.09	1.12
INLET #3 R2_001194.LAB	3/11/2020	13:11	7.95	4.05	0.09	1.13
INLET #3 R2_001195.LAB	3/11/2020	13:12	8.04	3.79	0.09	1.12
INLET #3 R2_001196.LAB	3/11/2020	13:13	7.79	3.98	0.09	1.11
INLET #3 R2_001197.LAB	3/11/2020	13:14	8.00	3.90	0.09	1.13
INLET #3 R2_001198.LAB	3/11/2020	13:15	7.89	3.87	0.09	1.13
INLET #3 R2_001199.LAB	3/11/2020	13:16	7.76	3.78	0.09	1.13
INLET #3 R2_001200.LAB	3/11/2020	13:17	7.46	3.94	0.09	1.13
INLET #3 R2_001201.LAB	3/11/2020	13:18	7.62	3.93	0.09	1.13
INLET #3 R2_001202.LAB	3/11/2020	13:19	7.34	3.92	0.09	1.13
INLET #3 R2_001203.LAB	3/11/2020	13:20	7.28	3.91	0.09	1.13
INLET #3 R2_001204.LAB	3/11/2020	13:21	7.67	4.02	0.09	1.12
INLET #3 R2_001205.LAB	3/11/2020	13:22	7.55	4.08	0.09	1.12
INLET #3 R2_001206.LAB	3/11/2020	13:23	7.27	3.83	0.09	1.14
INLET #3 R2_001207.LAB	3/11/2020	13:24	7.16	3.92	0.09	1.14
INLET #3 R2_001208.LAB	3/11/2020	13:25	7.27	3.90	0.09	1.14
INLET #3 R2_001209.LAB	3/11/2020	13:26	7.17	3.67	0.09	1.14
INLET #3 R2_001210.LAB	3/11/2020	13:27	7.32	3.69	0.09	1.13
INLET #3 R2_001211.LAB	3/11/2020	13:28	7.33	4.02	0.09	1.13
INLET #3 R2_001212.LAB	3/11/2020	13:29	7.06	3.74	0.09	1.13
INLET #3 R2_001213.LAB	3/11/2020	13:30	7.00	3.96	0.09	1.14
INLET #3 R2_001214.LAB	3/11/2020	13:31	7.25	3.97	0.09	1.13
INLET #3 R2_001215.LAB	3/11/2020	13:32	7.09	3.87	0.09	1.14
INLET #3 R2_001216.LAB	3/11/2020	13:33	7.23	4.03	0.09	1.15
INLET #3 R2_001217.LAB	3/11/2020	13:34	7.24	3.88	0.09	1.15
INLET #3 R2_001218.LAB	3/11/2020	13:35	7.68	4.09	0.09	1.12
INLET #3 R2_001219.LAB	3/11/2020	13:36	7.71	4.07	0.09	1.13
INLET #3 R2_001220.LAB	3/11/2020	13:37	7.62	3.87	0.09	1.12
INLET #3 R2_001221.LAB	3/11/2020	13:38	7.78	4.08	0.09	1.12
INLET #3 R2_001222.LAB	3/11/2020	13:39	8.06	4.12	0.09	1.13
INLET #3 R2_001223.LAB	3/11/2020	13:40	7.72	3.86	0.09	1.12
INLET #3 R2_001224.LAB	3/11/2020	13:41	7.68	4.00	0.09	1.12
INLET #3 R2_001225.LAB	3/11/2020	13:42	7.58	3.75	0.09	1.12
INLET #3 R2_001226.LAB	3/11/2020	13:43	7.52	3.99	0.09	1.12
INLET #3 R2_001227.LAB	3/11/2020	13:44	7.67	3.96	0.09	1.12
INLET #3 R2_001228.LAB	3/11/2020	13:45	7.37	3.61	0.09	1.13
INLET #3 R2_001229.LAB	3/11/2020	13:46	7.82	3.87	0.09	1.12
INLET #3 R2_001230.LAB	3/11/2020	13:47	7.48	3.81	0.09	1.14
INLET #3 R2_001231.LAB	3/11/2020	13:48	7.45	3.84	0.09	1.15
INLET #3 R2_001232.LAB	3/11/2020	13:49	7.35	3.77	0.09	1.15
INLET #3 R2_001233.LAB	3/11/2020	13:50	7.14	3.89	0.09	1.16
INLET #3 R2_001234.LAB	3/11/2020	13:51	7.11	3.91	0.09	1.15
INLET #3 R2_001235.LAB	3/11/2020	13:52	7.62	3.93	0.09	1.13
INLET #3 R2_001236.LAB	3/11/2020	13:53	7.89	3.90	0.09	1.13

FTIR Field Data

Company: Medline
Location: Waukegan, IL
Source: Inlet #3
Date: 3/11/2020
Run: 2
Time: 8:35-18:30

Spectrum	Date	Time	Ethylene Oxide ppmv wb	Methane ppmv wb	CO2 % vol wb	Water % vol
INLET #3 R2_001237.LAB	3/11/2020	13:54	7.74	3.92	0.09	1.13
INLET #3 R2_001238.LAB	3/11/2020	13:55	7.75	3.95	0.09	1.12
INLET #3 R2_001239.LAB	3/11/2020	13:56	8.01	3.60	0.09	1.12
INLET #3 R2_001240.LAB	3/11/2020	13:57	7.85	3.96	0.09	1.12
INLET #3 R2_001241.LAB	3/11/2020	13:58	7.82	3.88	0.09	1.12
INLET #3 R2_001242.LAB	3/11/2020	13:59	7.48	3.89	0.09	1.12
INLET #3 R2_001243.LAB	3/11/2020	14:00	7.34	3.97	0.09	1.12
INLET #3 R2_001244.LAB	3/11/2020	14:01	7.68	4.03	0.09	1.11
INLET #3 R2_001245.LAB	3/11/2020	14:02	7.60	4.00	0.09	1.11
INLET #3 R2_001246.LAB	3/11/2020	14:03	7.82	3.75	0.09	1.11
INLET #3 R2_001247.LAB	3/11/2020	14:04	7.74	3.78	0.09	1.10
INLET #3 R2_001248.LAB	3/11/2020	14:05	7.75	3.88	0.09	1.11
INLET #3 R2_001249.LAB	3/11/2020	14:06	7.80	3.77	0.09	1.11
INLET #3 R2_001250.LAB	3/11/2020	14:07	7.63	3.97	0.09	1.12
INLET #3 R2_001251.LAB	3/11/2020	14:08	7.81	3.99	0.09	1.11
INLET #3 R2_001252.LAB	3/11/2020	14:09	7.81	3.93	0.09	1.12
INLET #3 R2_001253.LAB	3/11/2020	14:10	7.59	3.80	0.09	1.12
INLET #3 R2_001254.LAB	3/11/2020	14:11	7.66	3.92	0.09	1.12
INLET #3 R2_001255.LAB	3/11/2020	14:12	7.75	3.92	0.09	1.13
INLET #3 R2_001256.LAB	3/11/2020	14:13	7.72	3.94	0.09	1.12
INLET #3 R2_001257.LAB	3/11/2020	14:14	7.72	3.84	0.09	1.13
INLET #3 R2_001258.LAB	3/11/2020	14:15	7.85	4.10	0.09	1.13
INLET #3 R2_001259.LAB	3/11/2020	14:16	8.09	3.96	0.09	1.14
INLET #3 R2_001260.LAB	3/11/2020	14:17	8.17	3.80	0.09	1.13
INLET #3 R2_001261.LAB	3/11/2020	14:18	8.62	3.93	0.10	1.12
INLET #3 R2_001262.LAB	3/11/2020	14:19	9.22	4.12	0.10	1.12
INLET #3 R2_001263.LAB	3/11/2020	14:20	10.32	3.99	0.10	1.12
INLET #3 R2_001264.LAB	3/11/2020	14:21	11.55	3.94	0.10	1.12
INLET #3 R2_001265.LAB	3/11/2020	14:22	13.19	4.14	0.10	1.15
INLET #3 R2_001266.LAB	3/11/2020	14:23	14.95	3.91	0.10	1.13
INLET #3 R2_001267.LAB	3/11/2020	14:24	15.88	3.92	0.10	1.13
INLET #3 R2_001268.LAB	3/11/2020	14:25	16.73	4.12	0.10	1.14
INLET #3 R2_001269.LAB	3/11/2020	14:26	18.38	3.90	0.10	1.14
INLET #3 R2_001270.LAB	3/11/2020	14:27	19.71	4.19	0.11	1.14
INLET #3 R2_001271.LAB	3/11/2020	14:28	21.04	4.17	0.11	1.14
INLET #3 R2_001272.LAB	3/11/2020	14:29	22.47	4.20	0.11	1.14
INLET #3 R2_001273.LAB	3/11/2020	14:30	22.73	4.11	0.11	1.15
INLET #3 R2_001274.LAB	3/11/2020	14:31	23.07	4.23	0.11	1.15
INLET #3 R2_001275.LAB	3/11/2020	14:32	24.55	4.11	0.11	1.15
INLET #3 R2_001276.LAB	3/11/2020	14:33	25.23	4.18	0.11	1.14
INLET #3 R2_001277.LAB	3/11/2020	14:34	25.58	4.10	0.11	1.15
INLET #3 R2_001278.LAB	3/11/2020	14:35	26.49	3.96	0.11	1.14
INLET #3 R2_001279.LAB	3/11/2020	14:36	26.97	4.25	0.11	1.15
INLET #3 R2_001280.LAB	3/11/2020	14:37	27.59	4.11	0.11	1.15
INLET #3 R2_001281.LAB	3/11/2020	14:38	28.00	4.10	0.11	1.17
INLET #3 R2_001282.LAB	3/11/2020	14:39	28.78	4.13	0.11	1.17
INLET #3 R2_001283.LAB	3/11/2020	14:40	28.57	4.18	0.10	1.16
INLET #3 R2_001284.LAB	3/11/2020	14:41	29.08	3.91	0.10	1.15
INLET #3 R2_001285.LAB	3/11/2020	14:42	28.95	4.13	0.10	1.16
INLET #3 R2_001286.LAB	3/11/2020	14:43	29.22	4.11	0.10	1.16
INLET #3 R2_001287.LAB	3/11/2020	14:44	29.30	4.15	0.10	1.16
INLET #3 R2_001288.LAB	3/11/2020	14:45	28.78	4.10	0.10	1.16
INLET #3 R2_001289.LAB	3/11/2020	14:46	28.81	4.02	0.10	1.18
INLET #3 R2_001290.LAB	3/11/2020	14:47	28.85	4.01	0.10	1.17
INLET #3 R2_001291.LAB	3/11/2020	14:48	28.68	4.01	0.10	1.15
INLET #3 R2_001292.LAB	3/11/2020	14:49	28.49	3.98	0.10	1.16
INLET #3 R2_001293.LAB	3/11/2020	14:50	27.81	4.15	0.10	1.17
INLET #3 R2_001294.LAB	3/11/2020	14:51	26.84	3.94	0.10	1.17
INLET #3 R2_001295.LAB	3/11/2020	14:52	26.65	3.93	0.10	1.16
INLET #3 R2_001296.LAB	3/11/2020	14:53	27.03	3.96	0.10	1.16
INLET #3 R2_001297.LAB	3/11/2020	14:54	26.59	3.86	0.10	1.16
INLET #3 R2_001298.LAB	3/11/2020	14:55	26.61	3.89	0.10	1.15
INLET #3 R2_001299.LAB	3/11/2020	14:56	26.71	4.20	0.09	1.16
INLET #3 R2_001300.LAB	3/11/2020	14:57	25.79	3.99	0.10	1.15
INLET #3 R2_001301.LAB	3/11/2020	14:58	26.67	3.89	0.10	1.15
INLET #3 R2_001302.LAB	3/11/2020	14:59	27.56	4.03	0.10	1.16
INLET #3 R2_001303.LAB	3/11/2020	15:00	28.80	3.85	0.10	1.14
INLET #3 R2_001304.LAB	3/11/2020	15:01	29.33	3.89	0.10	1.16
INLET #3 R2_001305.LAB	3/11/2020	15:02	30.45	4.07	0.10	1.16
INLET #3 R2_001306.LAB	3/11/2020	15:03	30.55	4.05	0.10	1.18
INLET #3 R2_001307.LAB	3/11/2020	15:04	31.27	4.13	0.10	1.18
INLET #3 R2_001308.LAB	3/11/2020	15:05	32.60	4.06	0.10	1.17
INLET #3 R2_001309.LAB	3/11/2020	15:06	32.92	4.10	0.10	1.16
INLET #3 R2_001310.LAB	3/11/2020	15:07	34.06	4.25	0.10	1.18
INLET #3 R2_001311.LAB	3/11/2020	15:08	34.71	4.24	0.10	1.18
INLET #3 R2_001312.LAB	3/11/2020	15:09	36.26	3.82	0.10	1.19
INLET #3 R2_001313.LAB	3/11/2020	15:10	40.02	3.25	0.10	1.32
INLET #3 R2_001314.LAB	3/11/2020	15:11	40.19	3.17	0.10	1.33
INLET #3 R2_001315.LAB	3/11/2020	15:12	40.22	3.26	0.10	1.32

FTIR Field Data

Company: Medline
Location: Waukegan, IL
Source: Inlet #3
Date: 3/11/2020
Run: 2
Time: 8:35-18:30

Spectrum	Date	Time	Ethylene Oxide ppmv wb	Methane ppmv wb	CO2 % vol wb	Water % vol
INLET #3 R2_001316.LAB	3/11/2020	15:13	40.00	3.44	0.10	1.32
INLET #3 R2_001317.LAB	3/11/2020	15:14	40.71	3.01	0.10	1.33
INLET #3 R2_001318.LAB	3/11/2020	15:15	40.38	3.35	0.10	1.33
INLET #3 R2_001319.LAB	3/11/2020	15:16	40.23	3.21	0.10	1.33
INLET #3 R2_001320.LAB	3/11/2020	15:17	39.64	3.05	0.10	1.33
INLET #3 R2_001321.LAB	3/11/2020	15:18	39.07	3.25	0.10	1.34
INLET #3 R2_001322.LAB	3/11/2020	15:19	38.67	3.09	0.10	1.33
INLET #3 R2_001323.LAB	3/11/2020	15:20	38.61	2.99	0.10	1.31
INLET #3 R2_001324.LAB	3/11/2020	15:21	37.74	3.26	0.10	1.30
INLET #3 R2_001325.LAB	3/11/2020	15:22	37.58	3.31	0.10	1.30
INLET #3 R2_001326.LAB	3/11/2020	15:23	36.91	3.09	0.09	1.30
INLET #3 R2_001327.LAB	3/11/2020	15:24	35.96	3.18	0.09	1.28
INLET #3 R2_001328.LAB	3/11/2020	15:25	35.73	3.24	0.09	1.29
INLET #3 R2_001329.LAB	3/11/2020	15:26	35.46	3.00	0.09	1.29
INLET #3 R2_001330.LAB	3/11/2020	15:27	34.82	3.13	0.09	1.29
INLET #3 R2_001331.LAB	3/11/2020	15:28	34.28	3.32	0.09	1.29
INLET #3 R2_001332.LAB	3/11/2020	15:29	34.09	3.24	0.09	1.28
INLET #3 R2_001333.LAB	3/11/2020	15:30	33.83	3.20	0.09	1.29
INLET #3 R2_001334.LAB	3/11/2020	15:31	33.86	3.34	0.09	1.27
INLET #3 R2_001335.LAB	3/11/2020	15:32	33.27	3.08	0.09	1.27
INLET #3 R2_001336.LAB	3/11/2020	15:33	32.47	3.07	0.09	1.27
INLET #3 R2_001337.LAB	3/11/2020	15:34	32.40	3.36	0.09	1.27
INLET #3 R2_001338.LAB	3/11/2020	15:35	31.82	3.22	0.09	1.28
INLET #3 R2_001339.LAB	3/11/2020	15:36	31.69	3.15	0.09	1.29
INLET #3 R2_001340.LAB	3/11/2020	15:37	31.57	3.23	0.09	1.29
INLET #3 R2_001341.LAB	3/11/2020	15:38	31.16	3.15	0.09	1.29
INLET #3 R2_001342.LAB	3/11/2020	15:39	30.67	3.12	0.09	1.29
INLET #3 R2_001343.LAB	3/11/2020	15:40	30.68	3.15	0.09	1.30
INLET #3 R2_001344.LAB	3/11/2020	15:41	31.22	3.12	0.09	1.31
INLET #3 R2_001345.LAB	3/11/2020	15:42	31.79	2.91	0.09	1.32
INLET #3 R2_001346.LAB	3/11/2020	15:43	32.24	2.84	0.10	1.30
INLET #3 R2_001347.LAB	3/11/2020	15:44	32.83	3.33	0.10	1.29
INLET #3 R2_001348.LAB	3/11/2020	15:45	32.54	3.08	0.10	1.28
INLET #3 R2_001349.LAB	3/11/2020	15:46	31.98	3.11	0.10	1.29
INLET #3 R2_001350.LAB	3/11/2020	15:47	32.64	3.17	0.10	1.29
INLET #3 R2_001351.LAB	3/11/2020	15:48	33.34	3.24	0.10	1.28
INLET #3 R2_001352.LAB	3/11/2020	15:49	33.66	3.13	0.10	1.28
INLET #3 R2_001353.LAB	3/11/2020	15:50	34.20	3.53	0.10	1.28
INLET #3 R2_001354.LAB	3/11/2020	15:51	34.23	3.48	0.10	1.27
INLET #3 R2_001355.LAB	3/11/2020	15:52	34.65	3.37	0.10	1.27
INLET #3 R2_001356.LAB	3/11/2020	15:53	34.75	3.26	0.10	1.27
INLET #3 R2_001357.LAB	3/11/2020	15:54	34.99	3.40	0.10	1.26
INLET #3 R2_001358.LAB	3/11/2020	15:55	34.40	3.15	0.10	1.26
INLET #3 R2_001359.LAB	3/11/2020	15:56	33.86	3.45	0.10	1.26
INLET #3 R2_001360.LAB	3/11/2020	15:57	34.07	3.23	0.10	1.26
INLET #3 R2_001361.LAB	3/11/2020	15:58	34.14	3.01	0.10	1.27
INLET #3 R2_001362.LAB	3/11/2020	15:59	33.88	2.86	0.10	1.26
INLET #3 R2_001363.LAB	3/11/2020	16:00	33.77	3.27	0.10	1.25
INLET #3 R2_001364.LAB	3/11/2020	16:01	33.47	3.22	0.09	1.25
INLET #3 R2_001365.LAB	3/11/2020	16:02	33.06	3.21	0.09	1.27
INLET #3 R2_001366.LAB	3/11/2020	16:03	32.99	3.19	0.09	1.26
INLET #3 R2_001367.LAB	3/11/2020	16:04	32.58	3.10	0.09	1.25
INLET #3 R2_001368.LAB	3/11/2020	16:05	32.59	3.28	0.09	1.25
INLET #3 R2_001369.LAB	3/11/2020	16:06	32.41	3.14	0.09	1.25
INLET #3 R2_001370.LAB	3/11/2020	16:07	31.77	3.12	0.09	1.27
INLET #3 R2_001371.LAB	3/11/2020	16:08	31.67	3.30	0.09	1.29
INLET #3 R2_001372.LAB	3/11/2020	16:09	31.15	3.17	0.09	1.30
INLET #3 R2_001373.LAB	3/11/2020	16:10	30.79	3.35	0.09	1.30
INLET #3 R2_001374.LAB	3/11/2020	16:11	30.99	3.18	0.09	1.33
INLET #3 R2_001375.LAB	3/11/2020	16:12	30.87	3.13	0.09	1.35
INLET #3 R2_001376.LAB	3/11/2020	16:13	30.14	3.19	0.09	1.37
INLET #3 R2_001377.LAB	3/11/2020	16:14	30.54	3.31	0.09	1.36
INLET #3 R2_001378.LAB	3/11/2020	16:15	30.13	3.26	0.09	1.35
INLET #3 R2_001379.LAB	3/11/2020	16:16	29.75	3.28	0.09	1.34
INLET #3 R2_001380.LAB	3/11/2020	16:17	29.84	3.15	0.09	1.34
INLET #3 R2_001381.LAB	3/11/2020	16:18	29.96	3.32	0.09	1.33
INLET #3 R2_001382.LAB	3/11/2020	16:19	29.87	3.23	0.09	1.33
INLET #3 R2_001383.LAB	3/11/2020	16:20	29.40	3.29	0.09	1.31
INLET #3 R2_001384.LAB	3/11/2020	16:21	29.44	3.15	0.09	1.31
INLET #3 R2_001385.LAB	3/11/2020	16:22	28.32	3.03	0.09	1.31
INLET #3 R2_001386.LAB	3/11/2020	16:23	28.52	3.28	0.09	1.30
INLET #3 R2_001387.LAB	3/11/2020	16:24	28.09	3.13	0.09	1.30
INLET #3 R2_001388.LAB	3/11/2020	16:25	27.97	3.11	0.09	1.29
INLET #3 R2_001389.LAB	3/11/2020	16:26	28.04	3.22	0.09	1.31
INLET #3 R2_001390.LAB	3/11/2020	16:27	27.55	3.07	0.09	1.29
INLET #3 R2_001391.LAB	3/11/2020	16:28	27.25	3.13	0.09	1.30
INLET #3 R2_001392.LAB	3/11/2020	16:29	27.54	3.03	0.09	1.31
INLET #3 R2_001393.LAB	3/11/2020	16:30	27.13	3.01	0.09	1.30
INLET #3 R2_001394.LAB	3/11/2020	16:31	26.90	3.04	0.09	1.30

FTIR Field Data

Company: Medline
Location: Waukegan, IL
Source: Inlet #3
Date: 3/11/2020
Run: 2
Time: 8:35-18:30

Spectrum	Date	Time	Ethylene Oxide ppmv wb	Methane ppmv wb	CO2 % vol wb	Water % vol
INLET #3 R2_001395.LAB	3/11/2020	16:32	26.65	2.72	0.09	1.29
INLET #3 R2_001396.LAB	3/11/2020	16:33	26.50	2.97	0.09	1.29
INLET #3 R2_001397.LAB	3/11/2020	16:34	26.24	3.27	0.09	1.31
INLET #3 R2_001398.LAB	3/11/2020	16:35	26.72	3.23	0.09	1.31
INLET #3 R2_001399.LAB	3/11/2020	16:36	26.49	3.16	0.09	1.32
INLET #3 R2_001400.LAB	3/11/2020	16:37	27.09	3.18	0.09	1.32
INLET #3 R2_001401.LAB	3/11/2020	16:38	28.11	3.32	0.09	1.32
INLET #3 R2_001402.LAB	3/11/2020	16:39	29.16	3.45	0.10	1.31
INLET #3 R2_001403.LAB	3/11/2020	16:40	29.99	3.29	0.10	1.31
INLET #3 R2_001404.LAB	3/11/2020	16:41	31.14	3.48	0.10	1.33
INLET #3 R2_001405.LAB	3/11/2020	16:42	31.62	3.36	0.10	1.33
INLET #3 R2_001406.LAB	3/11/2020	16:43	32.45	3.01	0.10	1.31
INLET #3 R2_001407.LAB	3/11/2020	16:44	33.85	2.92	0.10	1.31
INLET #3 R2_001408.LAB	3/11/2020	16:45	34.15	3.16	0.10	1.31
INLET #3 R2_001409.LAB	3/11/2020	16:46	34.84	3.23	0.10	1.31
INLET #3 R2_001410.LAB	3/11/2020	16:47	36.05	3.20	0.10	1.30
INLET #3 R2_001411.LAB	3/11/2020	16:48	35.76	2.83	0.10	1.31
INLET #3 R2_001412.LAB	3/11/2020	16:49	36.61	3.03	0.10	1.31
INLET #3 R2_001413.LAB	3/11/2020	16:50	36.44	3.16	0.09	1.32
INLET #3 R2_001414.LAB	3/11/2020	16:51	36.82	3.15	0.10	1.32
INLET #3 R2_001415.LAB	3/11/2020	16:52	36.92	3.04	0.09	1.30
INLET #3 R2_001416.LAB	3/11/2020	16:53	37.54	3.04	0.09	1.30
INLET #3 R2_001417.LAB	3/11/2020	16:54	37.47	3.08	0.09	1.29
INLET #3 R2_001418.LAB	3/11/2020	16:55	36.90	3.16	0.09	1.28
INLET #3 R2_001419.LAB	3/11/2020	16:56	37.56	2.83	0.09	1.28
INLET #3 R2_001420.LAB	3/11/2020	16:57	37.61	3.07	0.09	1.30
INLET #3 R2_001421.LAB	3/11/2020	16:58	37.69	3.31	0.09	1.32
INLET #3 R2_001422.LAB	3/11/2020	16:59	37.21	3.25	0.09	1.33
INLET #3 R2_001423.LAB	3/11/2020	17:00	37.04	3.40	0.09	1.33
INLET #3 R2_001424.LAB	3/11/2020	17:01	36.55	2.88	0.09	1.31
INLET #3 R2_001425.LAB	3/11/2020	17:02	36.35	3.18	0.09	1.31
INLET #3 R2_001426.LAB	3/11/2020	17:03	36.01	2.97	0.09	1.28
INLET #3 R2_001427.LAB	3/11/2020	17:04	35.79	3.11	0.09	1.27
INLET #3 R2_001428.LAB	3/11/2020	17:05	35.81	2.90	0.09	1.26
INLET #3 R2_001429.LAB	3/11/2020	17:06	34.97	2.96	0.09	1.26
INLET #3 R2_001430.LAB	3/11/2020	17:07	35.03	3.09	0.09	1.26
INLET #3 R2_001431.LAB	3/11/2020	17:08	35.11	3.22	0.09	1.26
INLET #3 R2_001432.LAB	3/11/2020	17:09	34.86	3.21	0.09	1.26
INLET #3 R2_001433.LAB	3/11/2020	17:10	34.33	3.09	0.09	1.26
INLET #3 R2_001434.LAB	3/11/2020	17:11	34.50	3.05	0.09	1.26
INLET #3 R2_001435.LAB	3/11/2020	17:12	34.27	3.10	0.09	1.27
INLET #3 R2_001436.LAB	3/11/2020	17:13	34.57	3.00	0.09	1.26
INLET #3 R2_001437.LAB	3/11/2020	17:14	33.86	3.04	0.09	1.26
INLET #3 R2_001438.LAB	3/11/2020	17:15	33.25	2.82	0.09	1.25
INLET #3 R2_001439.LAB	3/11/2020	17:16	33.41	2.87	0.09	1.25
INLET #3 R2_001440.LAB	3/11/2020	17:17	33.41	3.04	0.09	1.25
INLET #3 R2_001441.LAB	3/11/2020	17:18	33.65	3.01	0.09	1.28
INLET #3 R2_001442.LAB	3/11/2020	17:19	33.32	2.95	0.09	1.28
INLET #3 R2_001443.LAB	3/11/2020	17:20	34.32	2.80	0.09	1.28
INLET #3 R2_001444.LAB	3/11/2020	17:21	34.97	3.15	0.09	1.27
INLET #3 R2_001445.LAB	3/11/2020	17:22	35.78	3.02	0.09	1.27
INLET #3 R2_001446.LAB	3/11/2020	17:23	36.20	3.11	0.10	1.28
INLET #3 R2_001447.LAB	3/11/2020	17:24	37.15	3.13	0.10	1.29
INLET #3 R2_001448.LAB	3/11/2020	17:25	38.11	3.22	0.10	1.29
INLET #3 R2_001449.LAB	3/11/2020	17:26	38.38	3.19	0.10	1.28
INLET #3 R2_001450.LAB	3/11/2020	17:27	38.42	3.38	0.10	1.28
INLET #3 R2_001451.LAB	3/11/2020	17:28	38.69	3.23	0.10	1.27
INLET #3 R2_001452.LAB	3/11/2020	17:29	38.82	3.19	0.09	1.27
INLET #3 R2_001453.LAB	3/11/2020	17:30	39.57	2.88	0.09	1.28
INLET #3 R2_001454.LAB	3/11/2020	17:31	40.25	3.00	0.09	1.29
INLET #3 R2_001455.LAB	3/11/2020	17:32	40.31	3.11	0.09	1.29
INLET #3 R2_001456.LAB	3/11/2020	17:33	40.12	3.24	0.09	1.29
INLET #3 R2_001457.LAB	3/11/2020	17:34	39.14	3.13	0.09	1.27
INLET #3 R2_001458.LAB	3/11/2020	17:35	38.78	3.00	0.09	1.26
INLET #3 R2_001459.LAB	3/11/2020	17:36	39.01	2.95	0.09	1.27
INLET #3 R2_001460.LAB	3/11/2020	17:37	38.45	3.06	0.09	1.28
INLET #3 R2_001461.LAB	3/11/2020	17:38	38.68	3.20	0.09	1.28
INLET #3 R2_001462.LAB	3/11/2020	17:39	38.65	3.15	0.09	1.27
INLET #3 R2_001463.LAB	3/11/2020	17:40	38.77	2.93	0.09	1.27
INLET #3 R2_001464.LAB	3/11/2020	17:41	38.69	3.24	0.09	1.26
INLET #3 R2_001465.LAB	3/11/2020	17:42	38.04	3.08	0.09	1.26
INLET #3 R2_001466.LAB	3/11/2020	17:43	36.68	3.12	0.09	1.26
INLET #3 R2_001467.LAB	3/11/2020	17:44	36.79	3.24	0.09	1.25
INLET #3 R2_001468.LAB	3/11/2020	17:45	37.13	3.17	0.09	1.26
INLET #3 R2_001469.LAB	3/11/2020	17:46	37.54	3.28	0.09	1.26
INLET #3 R2_001470.LAB	3/11/2020	17:47	36.89	3.02	0.09	1.25
INLET #3 R2_001471.LAB	3/11/2020	17:48	36.90	3.38	0.09	1.25
INLET #3 R2_001472.LAB	3/11/2020	17:49	35.92	3.02	0.09	1.25
INLET #3 R2_001473.LAB	3/11/2020	17:50	35.30	3.03	0.09	1.24

FTIR Field Data

Company: Medline
Location: Waukegan, IL
Source: Inlet #3
Date: 3/11/2020
Run: 2
Time: 8:35-18:30

Spectrum	Date	Time	Ethylene Oxide ppmv wb	Methane ppmv wb	CO2 % vol wb	Water % vol
INLET #3 R2_001474.LAB	3/11/2020	17:51	34.92	3.05	0.09	1.24
INLET #3 R2_001475.LAB	3/11/2020	17:52	34.58	3.11	0.09	1.24
INLET #3 R2_001476.LAB	3/11/2020	17:53	35.02	3.21	0.09	1.24
INLET #3 R2_001477.LAB	3/11/2020	17:54	35.22	3.22	0.09	1.25
INLET #3 R2_001478.LAB	3/11/2020	17:55	35.13	3.10	0.09	1.25
INLET #3 R2_001479.LAB	3/11/2020	17:56	34.48	3.31	0.09	1.25
INLET #3 R2_001480.LAB	3/11/2020	17:57	33.96	3.25	0.09	1.24
INLET #3 R2_001481.LAB	3/11/2020	17:58	33.58	3.20	0.09	1.24
INLET #3 R2_001482.LAB	3/11/2020	17:59	33.55	3.07	0.09	1.25
INLET #3 R2_001483.LAB	3/11/2020	18:00	33.51	3.24	0.09	1.24
INLET #3 R2_001484.LAB	3/11/2020	18:01	31.23	3.14	0.09	1.24
INLET #3 R2_001485.LAB	3/11/2020	18:02	32.20	2.95	0.09	1.23
INLET #3 R2_001486.LAB	3/11/2020	18:03	33.11	3.20	0.09	1.23
INLET #3 R2_001487.LAB	3/11/2020	18:04	32.59	2.81	0.09	1.24
INLET #3 R2_001488.LAB	3/11/2020	18:05	33.27	3.16	0.09	1.25
INLET #3 R2_001489.LAB	3/11/2020	18:06	33.57	2.88	0.09	1.25
INLET #3 R2_001490.LAB	3/11/2020	18:07	33.95	2.95	0.09	1.25
INLET #3 R2_001491.LAB	3/11/2020	18:08	33.21	3.17	0.09	1.26
INLET #3 R2_001492.LAB	3/11/2020	18:09	33.10	3.29	0.09	1.28
INLET #3 R2_001493.LAB	3/11/2020	18:10	32.85	3.05	0.09	1.29
INLET #3 R2_001494.LAB	3/11/2020	18:11	32.45	3.35	0.09	1.27
INLET #3 R2_001495.LAB	3/11/2020	18:12	32.44	3.25	0.09	1.26
INLET #3 R2_001496.LAB	3/11/2020	18:13	33.16	3.11	0.09	1.28
INLET #3 R2_001497.LAB	3/11/2020	18:14	32.65	3.22	0.09	1.26
INLET #3 R2_001498.LAB	3/11/2020	18:15	32.68	3.09	0.09	1.26
INLET #3 R2_001499.LAB	3/11/2020	18:16	32.51	3.15	0.09	1.25
INLET #3 R2_001500.LAB	3/11/2020	18:17	32.49	3.19	0.09	1.25
INLET #3 R2_001501.LAB	3/11/2020	18:18	32.80	3.20	0.09	1.25
INLET #3 R2_001502.LAB	3/11/2020	18:19	34.22	3.21	0.10	1.25
INLET #3 R2_001503.LAB	3/11/2020	18:20	35.07	3.19	0.10	1.26
INLET #3 R2_001504.LAB	3/11/2020	18:21	35.59	3.17	0.10	1.26
INLET #3 R2_001505.LAB	3/11/2020	18:22	35.54	3.06	0.10	1.26
INLET #3 R2_001506.LAB	3/11/2020	18:23	36.19	3.16	0.10	1.27
INLET #3 R2_001507.LAB	3/11/2020	18:24	36.52	3.14	0.10	1.27
INLET #3 R2_001508.LAB	3/11/2020	18:25	37.84	3.20	0.10	1.27
INLET #3 R2_001509.LAB	3/11/2020	18:26	38.22	3.18	0.10	1.26
INLET #3 R2_001510.LAB	3/11/2020	18:27	38.85	3.16	0.10	1.27
INLET #3 R2_001511.LAB	3/11/2020	18:28	39.68	3.13	0.10	1.26
INLET #3 R2_001512.LAB	3/11/2020	18:29	40.15	3.07	0.10	1.28

	Average			
Average/MDL Values	18.03	3.70	0.10	1.17

FTIR Field Data

Company: Medline
Location: Waukegan, IL
Source: Inlet #3
Date: 3/10/2020
Run: 3
Time: 08:10-16:30

Spectrum	Date	Time	Ethylene Oxide ppmv wb	Methane ppmv wb	CO2 % vol wb	Water % vol
INLET #3 R3_001657.LAB	3/12/2020	8:10	15.25	3.56	0.11	1.31
INLET #3 R3_001658.LAB	3/12/2020	8:11	15.19	3.50	0.11	1.31
INLET #3 R3_001659.LAB	3/12/2020	8:12	15.36	3.28	0.11	1.32
INLET #3 R3_001660.LAB	3/12/2020	8:13	15.35	3.29	0.11	1.32
INLET #3 R3_001661.LAB	3/12/2020	8:14	15.55	3.39	0.11	1.32
INLET #3 R3_001662.LAB	3/12/2020	8:15	15.47	3.37	0.11	1.33
INLET #3 R3_001663.LAB	3/12/2020	8:16	15.44	3.54	0.11	1.31
INLET #3 R3_001664.LAB	3/12/2020	8:17	15.07	3.31	0.11	1.33
INLET #3 R3_001665.LAB	3/12/2020	8:18	15.11	3.37	0.11	1.32
INLET #3 R3_001666.LAB	3/12/2020	8:19	14.86	3.27	0.11	1.31
INLET #3 R3_001667.LAB	3/12/2020	8:20	14.85	3.20	0.11	1.32
INLET #3 R3_001668.LAB	3/12/2020	8:21	14.93	3.48	0.11	1.31
INLET #3 R3_001669.LAB	3/12/2020	8:22	15.15	3.34	0.11	1.30
INLET #3 R3_001670.LAB	3/12/2020	8:23	15.09	3.21	0.11	1.33
INLET #3 R3_001671.LAB	3/12/2020	8:24	15.21	3.44	0.11	1.32
INLET #3 R3_001672.LAB	3/12/2020	8:25	15.30	3.52	0.11	1.32
INLET #3 R3_001673.LAB	3/12/2020	8:26	15.34	3.40	0.11	1.32
INLET #3 R3_001674.LAB	3/12/2020	8:27	15.12	3.42	0.11	1.30
INLET #3 R3_001675.LAB	3/12/2020	8:28	15.18	3.09	0.11	1.32
INLET #3 R3_001676.LAB	3/12/2020	8:29	14.68	3.34	0.11	1.32
INLET #3 R3_001677.LAB	3/12/2020	8:30	14.71	3.31	0.11	1.31
INLET #3 R3_001678.LAB	3/12/2020	8:31	15.06	3.24	0.11	1.33
INLET #3 R3_001679.LAB	3/12/2020	8:32	15.54	3.24	0.11	1.33
INLET #3 R3_001680.LAB	3/12/2020	8:33	15.19	3.31	0.11	1.35
INLET #3 R3_001681.LAB	3/12/2020	8:34	15.01	3.33	0.11	1.35
INLET #3 R3_001682.LAB	3/12/2020	8:35	14.76	3.25	0.11	1.33
INLET #3 R3_001683.LAB	3/12/2020	8:36	14.67	3.32	0.11	1.35
INLET #3 R3_001684.LAB	3/12/2020	8:37	14.81	3.43	0.11	1.33
INLET #3 R3_001685.LAB	3/12/2020	8:38	14.47	3.31	0.11	1.31
INLET #3 R3_001686.LAB	3/12/2020	8:39	14.41	3.32	0.11	1.32
INLET #3 R3_001687.LAB	3/12/2020	8:40	14.40	3.37	0.11	1.29
INLET #3 R3_001688.LAB	3/12/2020	8:41	14.84	3.28	0.11	1.30
INLET #3 R3_001689.LAB	3/12/2020	8:42	15.17	3.47	0.10	1.32
INLET #3 R3_001690.LAB	3/12/2020	8:43	15.05	3.53	0.10	1.30
INLET #3 R3_001691.LAB	3/12/2020	8:44	14.58	3.05	0.11	1.30
INLET #3 R3_001692.LAB	3/12/2020	8:45	14.51	3.24	0.10	1.30
INLET #3 R3_001693.LAB	3/12/2020	8:46	14.41	3.33	0.10	1.31
INLET #3 R3_001694.LAB	3/12/2020	8:47	14.50	3.38	0.10	1.34
INLET #3 R3_001695.LAB	3/12/2020	8:48	14.75	3.12	0.10	1.31
INLET #3 R3_001696.LAB	3/12/2020	8:49	14.44	3.52	0.10	1.30
INLET #3 R3_001697.LAB	3/12/2020	8:50	14.82	3.25	0.10	1.32
INLET #3 R3_001698.LAB	3/12/2020	8:51	14.88	3.24	0.10	1.32
INLET #3 R3_001699.LAB	3/12/2020	8:52	14.87	3.20	0.10	1.34
INLET #3 R3_001700.LAB	3/12/2020	8:53	14.84	3.24	0.10	1.33
INLET #3 R3_001701.LAB	3/12/2020	8:54	15.07	3.33	0.10	1.33
INLET #3 R3_001702.LAB	3/12/2020	8:55	15.41	3.17	0.10	1.33
INLET #3 R3_001703.LAB	3/12/2020	8:56	14.99	3.46	0.10	1.30
INLET #3 R3_001704.LAB	3/12/2020	8:57	14.97	3.65	0.10	1.28
INLET #3 R3_001705.LAB	3/12/2020	8:58	14.98	3.26	0.10	1.30
INLET #3 R3_001706.LAB	3/12/2020	8:59	15.49	3.56	0.10	1.30
INLET #3 R3_001707.LAB	3/12/2020	9:00	15.27	3.35	0.10	1.31
INLET #3 R3_001708.LAB	3/12/2020	9:01	15.24	3.41	0.10	1.30
INLET #3 R3_001709.LAB	3/12/2020	9:02	15.18	3.23	0.10	1.30
INLET #3 R3_001710.LAB	3/12/2020	9:03	14.81	3.08	0.10	1.31
INLET #3 R3_001711.LAB	3/12/2020	9:04	14.63	3.23	0.10	1.30
INLET #3 R3_001712.LAB	3/12/2020	9:05	14.62	3.26	0.10	1.31
INLET #3 R3_001713.LAB	3/12/2020	9:06	15.03	3.27	0.10	1.32
INLET #3 R3_001714.LAB	3/12/2020	9:07	15.10	3.39	0.10	1.31
INLET #3 R3_001715.LAB	3/12/2020	9:08	15.28	3.36	0.10	1.29
INLET #3 R3_001716.LAB	3/12/2020	9:09	15.08	3.30	0.10	1.27
INLET #3 R3_001717.LAB	3/12/2020	9:10	15.20	3.47	0.10	1.28
INLET #3 R3_001718.LAB	3/12/2020	9:11	14.93	3.20	0.10	1.30
INLET #3 R3_001719.LAB	3/12/2020	9:12	14.78	3.56	0.10	1.28
INLET #3 R3_001720.LAB	3/12/2020	9:13	14.61	3.33	0.10	1.30
INLET #3 R3_001721.LAB	3/12/2020	9:14	14.61	3.48	0.10	1.32
INLET #3 R3_001722.LAB	3/12/2020	9:15	14.81	3.30	0.10	1.33
INLET #3 R3_001723.LAB	3/12/2020	9:16	15.30	3.41	0.10	1.35
INLET #3 R3_001724.LAB	3/12/2020	9:17	15.32	3.34	0.10	1.35
INLET #3 R3_001725.LAB	3/12/2020	9:18	15.06	3.48	0.10	1.36
INLET #3 R3_001726.LAB	3/12/2020	9:19	15.13	3.40	0.10	1.35
INLET #3 R3_001727.LAB	3/12/2020	9:20	14.97	3.32	0.10	1.32
INLET #3 R3_001728.LAB	3/12/2020	9:21	14.76	3.47	0.10	1.33
INLET #3 R3_001729.LAB	3/12/2020	9:22	14.75	3.46	0.10	1.34
INLET #3 R3_001730.LAB	3/12/2020	9:23	14.82	3.26	0.10	1.34
INLET #3 R3_001731.LAB	3/12/2020	9:24	15.08	3.40	0.10	1.36
INLET #3 R3_001732.LAB	3/12/2020	9:25	14.76	3.21	0.10	1.33
INLET #3 R3_001733.LAB	3/12/2020	9:26	14.91	3.28	0.10	1.31
INLET #3 R3_001734.LAB	3/12/2020	9:27	14.96	3.17	0.10	1.33
INLET #3 R3_001735.LAB	3/12/2020	9:28	14.78	3.14	0.10	1.34

FTIR Field Data

Company: Medline
Location: Waukegan, IL
Source: Inlet #3
Date: 3/10/2020
Run: 3
Time: 08:10-18:30

Spectrum	Date	Time	Ethylene Oxide ppmv wb	Methane ppmv wb	CO2 % vol wb	Water % vol
INLET #3 R3_001736.LAB	3/12/2020	9:29	14.58	3.14	0.10	1.31
INLET #3 R3_001737.LAB	3/12/2020	9:30	14.68	3.36	0.10	1.29
INLET #3 R3_001738.LAB	3/12/2020	9:31	14.47	3.58	0.10	1.28
INLET #3 R3_001739.LAB	3/12/2020	9:32	14.88	3.27	0.10	1.30
INLET #3 R3_001740.LAB	3/12/2020	9:33	14.51	3.17	0.10	1.30
INLET #3 R3_001741.LAB	3/12/2020	9:34	14.79	3.50	0.10	1.33
INLET #3 R3_001742.LAB	3/12/2020	9:35	14.46	3.20	0.10	1.31
INLET #3 R3_001743.LAB	3/12/2020	9:36	14.39	3.28	0.10	1.31
INLET #3 R3_001744.LAB	3/12/2020	9:37	14.69	3.11	0.10	1.32
INLET #3 R3_001745.LAB	3/12/2020	9:38	14.72	3.35	0.10	1.31
INLET #3 R3_001746.LAB	3/12/2020	9:39	14.58	3.03	0.10	1.32
INLET #3 R3_001747.LAB	3/12/2020	9:40	14.39	3.22	0.10	1.29
INLET #3 R3_001748.LAB	3/12/2020	9:41	14.35	3.38	0.10	1.29
INLET #3 R3_001749.LAB	3/12/2020	9:42	14.32	3.42	0.10	1.29
INLET #3 R3_001750.LAB	3/12/2020	9:43	14.58	3.32	0.10	1.32
INLET #3 R3_001751.LAB	3/12/2020	9:44	14.61	3.29	0.10	1.34
INLET #3 R3_001752.LAB	3/12/2020	9:45	14.65	3.36	0.10	1.31
INLET #3 R3_001753.LAB	3/12/2020	9:46	14.62	3.30	0.10	1.29
INLET #3 R3_001754.LAB	3/12/2020	9:47	14.51	3.28	0.10	1.30
INLET #3 R3_001755.LAB	3/12/2020	9:48	14.84	3.01	0.10	1.33
INLET #3 R3_001756.LAB	3/12/2020	9:49	14.63	3.34	0.10	1.31
INLET #3 R3_001757.LAB	3/12/2020	9:50	14.43	3.42	0.10	1.32
INLET #3 R3_001758.LAB	3/12/2020	9:51	14.60	3.23	0.10	1.34
INLET #3 R3_001759.LAB	3/12/2020	9:52	14.58	3.23	0.10	1.33
INLET #3 R3_001760.LAB	3/12/2020	9:53	14.58	3.15	0.11	1.32
INLET #3 R3_001761.LAB	3/12/2020	9:54	14.13	3.43	0.11	1.29
INLET #3 R3_001762.LAB	3/12/2020	9:55	13.75	3.33	0.11	1.27
INLET #3 R3_001763.LAB	3/12/2020	9:56	13.95	3.24	0.11	1.29
INLET #3 R3_001764.LAB	3/12/2020	9:57	13.73	3.34	0.11	1.29
INLET #3 R3_001765.LAB	3/12/2020	9:58	13.67	3.18	0.11	1.29
INLET #3 R3_001766.LAB	3/12/2020	9:59	13.65	3.30	0.11	1.28
INLET #3 R3_001767.LAB	3/12/2020	10:00	13.88	3.42	0.11	1.29
INLET #3 R3_001768.LAB	3/12/2020	10:01	13.81	3.32	0.11	1.29
INLET #3 R3_001769.LAB	3/12/2020	10:02	14.04	3.37	0.11	1.32
INLET #3 R3_001770.LAB	3/12/2020	10:03	14.09	3.21	0.11	1.35
INLET #3 R3_001771.LAB	3/12/2020	10:04	14.56	3.37	0.11	1.33
INLET #3 R3_001772.LAB	3/12/2020	10:05	14.26	3.32	0.11	1.31
INLET #3 R3_001773.LAB	3/12/2020	10:06	14.38	3.17	0.11	1.31
INLET #3 R3_001774.LAB	3/12/2020	10:07	14.73	3.46	0.11	1.34
INLET #3 R3_001775.LAB	3/12/2020	10:08	14.69	3.41	0.10	1.35
INLET #3 R3_001776.LAB	3/12/2020	10:09	14.87	3.24	0.10	1.37
INLET #3 R3_001777.LAB	3/12/2020	10:10	14.63	3.29	0.10	1.36
INLET #3 R3_001778.LAB	3/12/2020	10:11	14.80	3.31	0.10	1.35
INLET #3 R3_001779.LAB	3/12/2020	10:12	14.84	3.15	0.10	1.35
INLET #3 R3_001780.LAB	3/12/2020	10:13	14.56	3.00	0.10	1.35
INLET #3 R3_001781.LAB	3/12/2020	10:14	14.44	3.03	0.10	1.34
INLET #3 R3_001782.LAB	3/12/2020	10:15	14.08	3.25	0.10	1.31
INLET #3 R3_001783.LAB	3/12/2020	10:16	14.23	3.21	0.10	1.33
INLET #3 R3_001784.LAB	3/12/2020	10:17	14.52	3.06	0.10	1.36
INLET #3 R3_001785.LAB	3/12/2020	10:18	14.39	3.24	0.10	1.35
INLET #3 R3_001786.LAB	3/12/2020	10:19	14.11	3.04	0.10	1.32
INLET #3 R3_001787.LAB	3/12/2020	10:20	13.80	3.11	0.10	1.31
INLET #3 R3_001788.LAB	3/12/2020	10:21	13.77	3.27	0.10	1.33
INLET #3 R3_001789.LAB	3/12/2020	10:22	14.07	3.27	0.10	1.34
INLET #3 R3_001790.LAB	3/12/2020	10:23	14.34	3.17	0.10	1.33
INLET #3 R3_001791.LAB	3/12/2020	10:24	14.30	3.30	0.10	1.32
INLET #3 R3_001792.LAB	3/12/2020	10:25	14.08	3.30	0.09	1.31
INLET #3 R3_001793.LAB	3/12/2020	10:26	13.70	3.34	0.09	1.31
INLET #3 R3_001794.LAB	3/12/2020	10:27	13.69	3.03	0.09	1.32
INLET #3 R3_001795.LAB	3/12/2020	10:28	13.75	3.22	0.09	1.34
INLET #3 R3_001796.LAB	3/12/2020	10:29	14.06	3.29	0.09	1.33
INLET #3 R3_001797.LAB	3/12/2020	10:30	13.99	3.23	0.09	1.32
INLET #3 R3_001798.LAB	3/12/2020	10:31	14.04	3.10	0.09	1.32
INLET #3 R3_001799.LAB	3/12/2020	10:32	13.94	3.07	0.09	1.34
INLET #3 R3_001800.LAB	3/12/2020	10:33	13.97	3.06	0.09	1.36
INLET #3 R3_001801.LAB	3/12/2020	10:34	13.87	3.01	0.09	1.36
INLET #3 R3_001802.LAB	3/12/2020	10:35	13.74	2.93	0.09	1.36
INLET #3 R3_001803.LAB	3/12/2020	10:36	13.58	3.11	0.09	1.38
INLET #3 R3_001804.LAB	3/12/2020	10:37	13.78	3.10	0.09	1.40
INLET #3 R3_001805.LAB	3/12/2020	10:38	13.62	3.15	0.09	1.40
INLET #3 R3_001806.LAB	3/12/2020	10:39	14.06	2.97	0.09	1.43
INLET #3 R3_001807.LAB	3/12/2020	10:40	14.17	2.94	0.09	1.43
INLET #3 R3_001808.LAB	3/12/2020	10:41	14.00	2.93	0.09	1.44
INLET #3 R3_001809.LAB	3/12/2020	10:42	13.93	3.13	0.09	1.42
INLET #3 R3_001810.LAB	3/12/2020	10:43	13.87	3.09	0.09	1.38
INLET #3 R3_001811.LAB	3/12/2020	10:44	13.77	3.27	0.09	1.35
INLET #3 R3_001812.LAB	3/12/2020	10:45	13.80	3.02	0.09	1.34
INLET #3 R3_001813.LAB	3/12/2020	10:46	13.78	3.21	0.09	1.33
INLET #3 R3_001814.LAB	3/12/2020	10:47	13.84	3.24	0.09	1.35

FTIR Field Data

Company: Medline
Location: Waukegan, IL
Source: Inlet #3
Date: 3/10/2020
Run: 3
Time: 08:10-16:30

Spectrum	Date	Time	Ethylene Oxide ppmv wb	Methane ppmv wb	CO2 % vol wb	Water % vol
INLET #3 R3_001815.LAB	3/12/2020	10:48	14.00	3.16	0.09	1.36
INLET #3 R3_001816.LAB	3/12/2020	10:49	14.19	3.27	0.09	1.36
INLET #3 R3_001817.LAB	3/12/2020	10:50	14.14	2.88	0.09	1.36
INLET #3 R3_001818.LAB	3/12/2020	10:51	13.81	2.97	0.09	1.35
INLET #3 R3_001819.LAB	3/12/2020	10:52	13.84	3.16	0.09	1.35
INLET #3 R3_001820.LAB	3/12/2020	10:53	13.83	3.12	0.09	1.33
INLET #3 R3_001821.LAB	3/12/2020	10:54	14.23	3.31	0.09	1.34
INLET #3 R3_001822.LAB	3/12/2020	10:55	14.85	3.19	0.09	1.37
INLET #3 R3_001823.LAB	3/12/2020	10:56	14.69	3.04	0.09	1.40
INLET #3 R3_001824.LAB	3/12/2020	10:57	14.70	3.19	0.09	1.38
INLET #3 R3_001825.LAB	3/12/2020	10:58	14.39	3.15	0.09	1.37
INLET #3 R3_001826.LAB	3/12/2020	10:59	13.94	3.17	0.09	1.35
INLET #3 R3_001827.LAB	3/12/2020	11:00	14.03	3.07	0.09	1.35
INLET #3 R3_001828.LAB	3/12/2020	11:01	14.17	3.18	0.09	1.34
INLET #3 R3_001829.LAB	3/12/2020	11:02	14.06	3.23	0.09	1.34
INLET #3 R3_001830.LAB	3/12/2020	11:03	14.24	3.09	0.09	1.33
INLET #3 R3_001831.LAB	3/12/2020	11:04	14.28	3.33	0.09	1.33
INLET #3 R3_001832.LAB	3/12/2020	11:05	14.26	3.36	0.09	1.32
INLET #3 R3_001833.LAB	3/12/2020	11:06	14.02	3.16	0.09	1.35
INLET #3 R3_001834.LAB	3/12/2020	11:07	14.46	3.27	0.09	1.39
INLET #3 R3_001835.LAB	3/12/2020	11:08	14.31	3.12	0.09	1.38
INLET #3 R3_001836.LAB	3/12/2020	11:09	14.65	3.11	0.09	1.41
INLET #3 R3_001837.LAB	3/12/2020	11:10	14.75	3.15	0.09	1.41
INLET #3 R3_001838.LAB	3/12/2020	11:11	14.80	3.19	0.09	1.40
INLET #3 R3_001839.LAB	3/12/2020	11:12	14.80	2.95	0.09	1.42
INLET #3 R3_001840.LAB	3/12/2020	11:13	14.81	2.93	0.09	1.43
INLET #3 R3_001841.LAB	3/12/2020	11:14	14.61	3.29	0.09	1.40
INLET #3 R3_001842.LAB	3/12/2020	11:15	14.47	3.22	0.09	1.37
INLET #3 R3_001843.LAB	3/12/2020	11:16	14.26	3.16	0.09	1.35
INLET #3 R3_001844.LAB	3/12/2020	11:17	14.03	3.41	0.09	1.34
INLET #3 R3_001845.LAB	3/12/2020	11:18	14.20	3.00	0.09	1.34
INLET #3 R3_001846.LAB	3/12/2020	11:19	14.21	3.04	0.09	1.34
INLET #3 R3_001847.LAB	3/12/2020	11:20	14.19	3.29	0.09	1.34
INLET #3 R3_001848.LAB	3/12/2020	11:21	13.98	3.27	0.09	1.34
INLET #3 R3_001849.LAB	3/12/2020	11:22	13.65	3.06	0.09	1.34
INLET #3 R3_001850.LAB	3/12/2020	11:23	13.57	3.20	0.09	1.33
INLET #3 R3_001851.LAB	3/12/2020	11:24	13.30	3.18	0.09	1.33
INLET #3 R3_001852.LAB	3/12/2020	11:25	13.48	2.92	0.09	1.35
INLET #3 R3_001853.LAB	3/12/2020	11:26	13.92	3.02	0.09	1.37
INLET #3 R3_001854.LAB	3/12/2020	11:27	13.86	3.17	0.09	1.35
INLET #3 R3_001855.LAB	3/12/2020	11:28	14.23	3.26	0.09	1.38
INLET #3 R3_001856.LAB	3/12/2020	11:29	14.34	3.27	0.09	1.39
INLET #3 R3_001857.LAB	3/12/2020	11:30	14.39	3.11	0.09	1.36
INLET #3 R3_001858.LAB	3/12/2020	11:31	14.33	3.19	0.09	1.38
INLET #3 R3_001859.LAB	3/12/2020	11:32	14.23	3.11	0.09	1.39
INLET #3 R3_001860.LAB	3/12/2020	11:33	14.49	3.06	0.09	1.37
INLET #3 R3_001861.LAB	3/12/2020	11:34	14.29	3.21	0.09	1.37
INLET #3 R3_001862.LAB	3/12/2020	11:35	14.03	3.06	0.09	1.37
INLET #3 R3_001863.LAB	3/12/2020	11:36	14.50	3.15	0.09	1.38
INLET #3 R3_001864.LAB	3/12/2020	11:37	14.13	3.30	0.09	1.38
INLET #3 R3_001865.LAB	3/12/2020	11:38	14.00	3.46	0.09	1.36
INLET #3 R3_001866.LAB	3/12/2020	11:39	13.90	2.95	0.09	1.35
INLET #3 R3_001867.LAB	3/12/2020	11:40	13.60	3.18	0.09	1.35
INLET #3 R3_001868.LAB	3/12/2020	11:41	13.69	2.98	0.09	1.36
INLET #3 R3_001869.LAB	3/12/2020	11:42	13.50	3.26	0.09	1.37
INLET #3 R3_001870.LAB	3/12/2020	11:43	13.01	3.36	0.09	1.35
INLET #3 R3_001871.LAB	3/12/2020	11:44	12.92	3.15	0.09	1.34
INLET #3 R3_001872.LAB	3/12/2020	11:45	12.82	3.27	0.09	1.34
INLET #3 R3_001873.LAB	3/12/2020	11:46	13.05	3.32	0.09	1.35
INLET #3 R3_001874.LAB	3/12/2020	11:47	13.60	3.15	0.09	1.37
INLET #3 R3_001875.LAB	3/12/2020	11:48	13.47	3.25	0.09	1.36
INLET #3 R3_001876.LAB	3/12/2020	11:49	13.55	3.08	0.09	1.35
INLET #3 R3_001877.LAB	3/12/2020	11:50	14.05	3.36	0.09	1.36
INLET #3 R3_001878.LAB	3/12/2020	11:51	14.30	3.15	0.09	1.36
INLET #3 R3_001879.LAB	3/12/2020	11:52	14.19	3.06	0.09	1.38
INLET #3 R3_001880.LAB	3/12/2020	11:53	14.25	3.05	0.09	1.38
INLET #3 R3_001881.LAB	3/12/2020	11:54	14.36	3.18	0.09	1.40
INLET #3 R3_001882.LAB	3/12/2020	11:55	13.92	3.17	0.09	1.40
INLET #3 R3_001883.LAB	3/12/2020	11:56	13.73	3.18	0.09	1.43
INLET #3 R3_001884.LAB	3/12/2020	11:57	13.73	3.01	0.09	1.42
INLET #3 R3_001885.LAB	3/12/2020	11:58	13.47	3.07	0.09	1.40
INLET #3 R3_001886.LAB	3/12/2020	11:59	13.46	3.18	0.09	1.36
INLET #3 R3_001887.LAB	3/12/2020	12:00	13.46	3.26	0.09	1.37
INLET #3 R3_001888.LAB	3/12/2020	12:01	13.53	3.28	0.09	1.36
INLET #3 R3_001889.LAB	3/12/2020	12:02	13.49	3.10	0.09	1.37
INLET #3 R3_001890.LAB	3/12/2020	12:03	13.74	3.10	0.09	1.38
INLET #3 R3_001891.LAB	3/12/2020	12:04	13.50	3.20	0.08	1.39
INLET #3 R3_001892.LAB	3/12/2020	12:05	13.38	3.14	0.09	1.42
INLET #3 R3_001893.LAB	3/12/2020	12:06	13.52	3.01	0.08	1.42

FTIR Field Data

Company: Medline
Location: Waukegan, IL
Source: Inlet #3
Date: 3/10/2020
Run: 3
Time: 08:10-16:30

Spectrum	Date	Time	Ethylene Oxide ppmv wb	Methane ppmv wb	CO2 % vol wb	Water % vol
INLET #3 R3_001894.LAB	3/12/2020	12:07	13.41	3.09	0.08	1.39
INLET #3 R3_001895.LAB	3/12/2020	12:08	13.14	3.07	0.08	1.35
INLET #3 R3_001896.LAB	3/12/2020	12:09	13.10	3.34	0.08	1.35
INLET #3 R3_001897.LAB	3/12/2020	12:10	13.48	3.12	0.08	1.36
INLET #3 R3_001898.LAB	3/12/2020	12:11	13.43	3.20	0.08	1.36
INLET #3 R3_001899.LAB	3/12/2020	12:12	13.85	3.12	0.08	1.40
INLET #3 R3_001900.LAB	3/12/2020	12:13	14.18	3.28	0.08	1.42
INLET #3 R3_001901.LAB	3/12/2020	12:14	14.38	3.04	0.08	1.41
INLET #3 R3_001902.LAB	3/12/2020	12:15	13.81	3.33	0.08	1.40
INLET #3 R3_001903.LAB	3/12/2020	12:16	14.31	3.17	0.08	1.43
INLET #3 R3_001904.LAB	3/12/2020	12:17	13.90	3.06	0.08	1.41
INLET #3 R3_001905.LAB	3/12/2020	12:18	13.90	3.05	0.08	1.39
INLET #3 R3_001906.LAB	3/12/2020	12:19	13.95	3.15	0.08	1.38
INLET #3 R3_001907.LAB	3/12/2020	12:20	14.10	3.29	0.08	1.39
INLET #3 R3_001908.LAB	3/12/2020	12:21	13.80	3.21	0.08	1.38
INLET #3 R3_001909.LAB	3/12/2020	12:22	13.50	3.16	0.08	1.38
INLET #3 R3_001910.LAB	3/12/2020	12:23	13.30	3.15	0.08	1.39
INLET #3 R3_001911.LAB	3/12/2020	12:24	13.22	3.14	0.08	1.40
INLET #3 R3_001912.LAB	3/12/2020	12:25	13.13	3.27	0.08	1.40
INLET #3 R3_001913.LAB	3/12/2020	12:26	13.27	3.17	0.08	1.39
INLET #3 R3_001914.LAB	3/12/2020	12:27	13.28	2.98	0.08	1.40
INLET #3 R3_001915.LAB	3/12/2020	12:28	12.91	3.33	0.08	1.39
INLET #3 R3_001916.LAB	3/12/2020	12:29	12.84	3.25	0.08	1.38
INLET #3 R3_001917.LAB	3/12/2020	12:30	13.28	3.00	0.08	1.40
INLET #3 R3_001918.LAB	3/12/2020	12:31	13.44	3.26	0.08	1.40
INLET #3 R3_001919.LAB	3/12/2020	12:32	13.51	3.16	0.08	1.41
INLET #3 R3_001920.LAB	3/12/2020	12:33	13.25	3.07	0.08	1.41
INLET #3 R3_001921.LAB	3/12/2020	12:34	12.76	3.34	0.08	1.39
INLET #3 R3_001922.LAB	3/12/2020	12:35	12.87	2.98	0.08	1.39
INLET #3 R3_001923.LAB	3/12/2020	12:36	12.78	3.28	0.08	1.39
INLET #3 R3_001924.LAB	3/12/2020	12:37	13.13	3.36	0.08	1.39
INLET #3 R3_001925.LAB	3/12/2020	12:38	13.16	3.12	0.08	1.39
INLET #3 R3_001926.LAB	3/12/2020	12:39	13.27	3.40	0.08	1.40
INLET #3 R3_001927.LAB	3/12/2020	12:40	13.13	3.15	0.08	1.40
INLET #3 R3_001928.LAB	3/12/2020	12:41	13.29	3.28	0.08	1.39
INLET #3 R3_001929.LAB	3/12/2020	12:42	13.49	3.23	0.08	1.37
INLET #3 R3_001930.LAB	3/12/2020	12:43	13.37	3.32	0.08	1.36
INLET #3 R3_001931.LAB	3/12/2020	12:44	13.54	3.14	0.08	1.36
INLET #3 R3_001932.LAB	3/12/2020	12:45	13.67	3.35	0.08	1.35
INLET #3 R3_001933.LAB	3/12/2020	12:46	13.47	3.22	0.08	1.34
INLET #3 R3_001934.LAB	3/12/2020	12:47	13.26	3.33	0.08	1.35
INLET #3 R3_001935.LAB	3/12/2020	12:48	13.71	3.16	0.08	1.36
INLET #3 R3_001936.LAB	3/12/2020	12:49	13.64	2.96	0.08	1.36
INLET #3 R3_001937.LAB	3/12/2020	12:50	13.75	3.44	0.08	1.37
INLET #3 R3_001938.LAB	3/12/2020	12:51	13.67	3.21	0.08	1.37
INLET #3 R3_001939.LAB	3/12/2020	12:52	13.52	3.17	0.08	1.37
INLET #3 R3_001940.LAB	3/12/2020	12:53	13.50	3.35	0.08	1.36
INLET #3 R3_001941.LAB	3/12/2020	12:54	13.41	3.33	0.08	1.34
INLET #3 R3_001942.LAB	3/12/2020	12:55	13.76	3.25	0.08	1.34
INLET #3 R3_001943.LAB	3/12/2020	12:56	13.88	3.40	0.08	1.34
INLET #3 R3_001944.LAB	3/12/2020	12:57	13.36	3.10	0.08	1.33
INLET #3 R3_001945.LAB	3/12/2020	12:58	13.30	3.38	0.08	1.34
INLET #3 R3_001946.LAB	3/12/2020	12:59	13.30	3.37	0.08	1.34
INLET #3 R3_001947.LAB	3/12/2020	13:00	13.54	3.13	0.08	1.34
INLET #3 R3_001948.LAB	3/12/2020	13:01	13.54	3.29	0.08	1.32
INLET #3 R3_001949.LAB	3/12/2020	13:02	13.47	3.30	0.08	1.32
INLET #3 R3_001950.LAB	3/12/2020	13:03	13.44	3.19	0.08	1.32
INLET #3 R3_001951.LAB	3/12/2020	13:04	13.47	3.57	0.08	1.32
INLET #3 R3_001952.LAB	3/12/2020	13:05	13.32	3.39	0.08	1.32
INLET #3 R3_001953.LAB	3/12/2020	13:06	13.09	3.30	0.08	1.32
INLET #3 R3_001954.LAB	3/12/2020	13:07	12.77	3.33	0.08	1.32
INLET #3 R3_001955.LAB	3/12/2020	13:08	12.75	3.04	0.08	1.31
INLET #3 R3_001956.LAB	3/12/2020	13:09	12.57	3.08	0.08	1.31
INLET #3 R3_001957.LAB	3/12/2020	13:10	12.54	3.00	0.08	1.31
INLET #3 R3_001958.LAB	3/12/2020	13:11	12.64	3.41	0.08	1.31
INLET #3 R3_001959.LAB	3/12/2020	13:12	12.70	3.14	0.08	1.32
INLET #3 R3_001960.LAB	3/12/2020	13:13	12.75	3.34	0.08	1.32
INLET #3 R3_001961.LAB	3/12/2020	13:14	13.02	3.39	0.08	1.32
INLET #3 R3_001962.LAB	3/12/2020	13:15	12.91	3.36	0.08	1.32
INLET #3 R3_001963.LAB	3/12/2020	13:16	13.13	3.28	0.08	1.31
INLET #3 R3_001964.LAB	3/12/2020	13:17	13.32	3.28	0.08	1.30
INLET #3 R3_001965.LAB	3/12/2020	13:18	13.36	3.18	0.08	1.32
INLET #3 R3_001966.LAB	3/12/2020	13:19	13.37	3.40	0.08	1.31
INLET #3 R3_001967.LAB	3/12/2020	13:20	13.23	3.27	0.08	1.30
INLET #3 R3_001968.LAB	3/12/2020	13:21	13.28	3.17	0.08	1.29
INLET #3 R3_001969.LAB	3/12/2020	13:22	13.41	3.25	0.08	1.29
INLET #3 R3_001970.LAB	3/12/2020	13:23	13.23	3.24	0.08	1.29
INLET #3 R3_001971.LAB	3/12/2020	13:24	13.11	3.53	0.08	1.29
INLET #3 R3_001972.LAB	3/12/2020	13:25	13.02	3.45	0.08	1.30

FTIR Field Data

Company: Medline
Location: Waukegan, IL
Source: Inlet #3
Date: 3/10/2020
Run: 3
Time: 08:10-18:30

Spectrum	Date	Time	Ethylene Oxide ppmv wb	Methane ppmv wb	CO2 % vol wb	Water % vol
INLET #3 R3_001973.LAB	3/12/2020	13:26	12.80	3.37	0.08	1.29
INLET #3 R3_001974.LAB	3/12/2020	13:27	12.86	3.32	0.08	1.30
INLET #3 R3_001975.LAB	3/12/2020	13:28	12.82	3.49	0.08	1.29
INLET #3 R3_001976.LAB	3/12/2020	13:29	12.85	3.36	0.08	1.29
INLET #3 R3_001977.LAB	3/12/2020	13:30	12.69	3.33	0.08	1.29
INLET #3 R3_001978.LAB	3/12/2020	13:31	12.59	3.38	0.08	1.29
INLET #3 R3_001979.LAB	3/12/2020	13:32	12.37	3.46	0.08	1.29
INLET #3 R3_001980.LAB	3/12/2020	13:33	12.37	3.52	0.08	1.29
INLET #3 R3_001981.LAB	3/12/2020	13:34	12.38	3.37	0.08	1.30
INLET #3 R3_001982.LAB	3/12/2020	13:35	12.37	3.61	0.08	1.30
INLET #3 R3_001983.LAB	3/12/2020	13:36	12.54	3.50	0.08	1.31
INLET #3 R3_001984.LAB	3/12/2020	13:37	12.48	3.30	0.08	1.31
INLET #3 R3_001985.LAB	3/12/2020	13:38	12.19	3.38	0.08	1.31
INLET #3 R3_001986.LAB	3/12/2020	13:39	12.12	3.32	0.08	1.31
INLET #3 R3_001987.LAB	3/12/2020	13:40	12.38	3.30	0.08	1.31
INLET #3 R3_001988.LAB	3/12/2020	13:41	12.65	3.52	0.08	1.31
INLET #3 R3_001989.LAB	3/12/2020	13:42	12.45	3.57	0.08	1.31
INLET #3 R3_001990.LAB	3/12/2020	13:43	12.52	3.51	0.08	1.31
INLET #3 R3_001991.LAB	3/12/2020	13:44	12.61	3.31	0.08	1.30
INLET #3 R3_001992.LAB	3/12/2020	13:45	12.79	3.40	0.08	1.30
INLET #3 R3_001993.LAB	3/12/2020	13:46	12.95	3.36	0.08	1.28
INLET #3 R3_001994.LAB	3/12/2020	13:47	13.15	3.26	0.08	1.28
INLET #3 R3_001995.LAB	3/12/2020	13:48	13.30	3.40	0.08	1.29
INLET #3 R3_001996.LAB	3/12/2020	13:49	13.03	3.03	0.08	1.28
INLET #3 R3_001997.LAB	3/12/2020	13:50	13.14	3.18	0.08	1.29
INLET #3 R3_001998.LAB	3/12/2020	13:51	13.00	3.39	0.08	1.29
INLET #3 R3_001999.LAB	3/12/2020	13:52	13.14	3.33	0.08	1.29
INLET #3 R3_002000.LAB	3/12/2020	13:53	12.92	3.35	0.08	1.29
INLET #3 R3_002001.LAB	3/12/2020	13:54	12.93	3.41	0.08	1.29
INLET #3 R3_002002.LAB	3/12/2020	13:55	13.15	3.25	0.08	1.30
INLET #3 R3_002003.LAB	3/12/2020	13:56	13.12	3.38	0.08	1.30
INLET #3 R3_002004.LAB	3/12/2020	13:57	13.30	3.42	0.08	1.30
INLET #3 R3_002005.LAB	3/12/2020	13:58	13.55	3.52	0.08	1.31
INLET #3 R3_002006.LAB	3/12/2020	13:59	13.93	3.27	0.08	1.31
INLET #3 R3_002007.LAB	3/12/2020	14:00	14.38	3.42	0.09	1.32
INLET #3 R3_002008.LAB	3/12/2020	14:01	14.50	3.38	0.09	1.31
INLET #3 R3_002009.LAB	3/12/2020	14:02	15.20	3.25	0.09	1.31
INLET #3 R3_002010.LAB	3/12/2020	14:03	15.82	3.56	0.09	1.31
INLET #3 R3_002011.LAB	3/12/2020	14:04	15.94	3.44	0.09	1.30
INLET #3 R3_002012.LAB	3/12/2020	14:05	16.46	3.53	0.09	1.31
INLET #3 R3_002013.LAB	3/12/2020	14:06	17.00	3.31	0.09	1.32
INLET #3 R3_002014.LAB	3/12/2020	14:07	17.44	3.54	0.09	1.31
INLET #3 R3_002015.LAB	3/12/2020	14:08	17.96	3.33	0.09	1.31
INLET #3 R3_002016.LAB	3/12/2020	14:09	18.90	3.39	0.09	1.32
INLET #3 R3_002017.LAB	3/12/2020	14:10	19.12	3.41	0.09	1.32
INLET #3 R3_002018.LAB	3/12/2020	14:11	19.59	3.31	0.09	1.32
INLET #3 R3_002019.LAB	3/12/2020	14:12	20.43	3.44	0.09	1.32
INLET #3 R3_002020.LAB	3/12/2020	14:13	21.62	3.36	0.09	1.31
INLET #3 R3_002021.LAB	3/12/2020	14:14	23.45	3.36	0.09	1.32
INLET #3 R3_002022.LAB	3/12/2020	14:15	24.75	3.54	0.10	1.32
INLET #3 R3_002023.LAB	3/12/2020	14:16	26.06	3.29	0.10	1.33
INLET #3 R3_002024.LAB	3/12/2020	14:17	27.75	3.58	0.10	1.34
INLET #3 R3_002025.LAB	3/12/2020	14:18	28.96	3.50	0.10	1.34
INLET #3 R3_002026.LAB	3/12/2020	14:19	31.31	3.35	0.10	1.35
INLET #3 R3_002027.LAB	3/12/2020	14:20	32.82	3.31	0.10	1.35
INLET #3 R3_002028.LAB	3/12/2020	14:21	34.36	3.55	0.10	1.36
INLET #3 R3_002029.LAB	3/12/2020	14:22	35.69	3.56	0.10	1.36
INLET #3 R3_002030.LAB	3/12/2020	14:23	36.25	3.53	0.10	1.35
INLET #3 R3_002031.LAB	3/12/2020	14:24	37.20	3.44	0.10	1.36
INLET #3 R3_002032.LAB	3/12/2020	14:25	37.77	3.77	0.09	1.35
INLET #3 R3_002033.LAB	3/12/2020	14:26	37.82	3.54	0.09	1.34
INLET #3 R3_002034.LAB	3/12/2020	14:27	37.58	3.49	0.09	1.35
INLET #3 R3_002035.LAB	3/12/2020	14:28	37.17	3.53	0.09	1.35
INLET #3 R3_002036.LAB	3/12/2020	14:29	37.66	3.43	0.09	1.34
INLET #3 R3_002037.LAB	3/12/2020	14:30	37.71	3.01	0.09	1.36
INLET #3 R3_002038.LAB	3/12/2020	14:31	36.72	3.40	0.09	1.37
INLET #3 R3_002039.LAB	3/12/2020	14:32	35.98	3.39	0.09	1.35
INLET #3 R3_002040.LAB	3/12/2020	14:33	35.87	3.35	0.09	1.34
INLET #3 R3_002041.LAB	3/12/2020	14:34	35.93	3.24	0.09	1.36
INLET #3 R3_002042.LAB	3/12/2020	14:35	35.82	3.47	0.09	1.36
INLET #3 R3_002043.LAB	3/12/2020	14:36	35.53	3.30	0.09	1.36
INLET #3 R3_002044.LAB	3/12/2020	14:37	35.08	3.37	0.09	1.36
INLET #3 R3_002045.LAB	3/12/2020	14:38	34.37	3.39	0.09	1.35
INLET #3 R3_002046.LAB	3/12/2020	14:39	34.22	3.21	0.09	1.36
INLET #3 R3_002047.LAB	3/12/2020	14:40	34.14	3.51	0.09	1.36
INLET #3 R3_002048.LAB	3/12/2020	14:41	33.74	3.43	0.08	1.36
INLET #3 R3_002049.LAB	3/12/2020	14:42	32.84	3.17	0.08	1.35
INLET #3 R3_002050.LAB	3/12/2020	14:43	32.03	3.26	0.08	1.35
INLET #3 R3_002051.LAB	3/12/2020	14:44	32.01	3.24	0.08	1.36

FTIR Field Data

Company: Medline
Location: Waukegan, IL
Source: Inlet #3
Date: 3/10/2020
Run: 3
Time: 08:10-18:30

Spectrum	Date	Time	Ethylene Oxide ppmv wb	Methane ppmv wb	CO2 % vol wb	Water % vol
INLET #3 R3_002052.LAB	3/12/2020	14:45	32.12	3.55	0.08	1.35
INLET #3 R3_002053.LAB	3/12/2020	14:46	31.58	3.52	0.08	1.34
INLET #3 R3_002054.LAB	3/12/2020	14:47	31.79	3.35	0.08	1.34
INLET #3 R3_002055.LAB	3/12/2020	14:48	30.84	3.32	0.08	1.34
INLET #3 R3_002056.LAB	3/12/2020	14:49	30.53	3.16	0.08	1.34
INLET #3 R3_002057.LAB	3/12/2020	14:50	30.23	3.46	0.08	1.33
INLET #3 R3_002058.LAB	3/12/2020	14:51	29.92	3.18	0.08	1.34
INLET #3 R3_002059.LAB	3/12/2020	14:52	30.26	3.23	0.08	1.34
INLET #3 R3_002060.LAB	3/12/2020	14:53	30.91	3.34	0.08	1.34
INLET #3 R3_002061.LAB	3/12/2020	14:54	31.10	3.36	0.08	1.34
INLET #3 R3_002062.LAB	3/12/2020	14:55	31.95	3.51	0.08	1.34
INLET #3 R3_002063.LAB	3/12/2020	14:56	32.96	3.36	0.09	1.34
INLET #3 R3_002064.LAB	3/12/2020	14:57	32.85	3.60	0.09	1.35
INLET #3 R3_002065.LAB	3/12/2020	14:58	33.93	3.33	0.09	1.35
INLET #3 R3_002066.LAB	3/12/2020	14:59	34.82	3.54	0.09	1.35
INLET #3 R3_002067.LAB	3/12/2020	15:00	35.23	3.17	0.09	1.35
INLET #3 R3_002068.LAB	3/12/2020	15:01	35.95	3.34	0.09	1.35
INLET #3 R3_002069.LAB	3/12/2020	15:02	35.99	3.70	0.09	1.34
INLET #3 R3_002070.LAB	3/12/2020	15:03	36.28	3.48	0.09	1.34
INLET #3 R3_002071.LAB	3/12/2020	15:04	37.33	3.49	0.09	1.35
INLET #3 R3_002072.LAB	3/12/2020	15:05	37.22	3.32	0.09	1.34
INLET #3 R3_002073.LAB	3/12/2020	15:06	36.85	3.39	0.09	1.34
INLET #3 R3_002074.LAB	3/12/2020	15:07	37.32	3.33	0.09	1.34
INLET #3 R3_002075.LAB	3/12/2020	15:08	38.36	3.37	0.09	1.35
INLET #3 R3_002076.LAB	3/12/2020	15:09	38.90	3.52	0.09	1.35
INLET #3 R3_002077.LAB	3/12/2020	15:10	39.48	3.35	0.09	1.34
INLET #3 R3_002078.LAB	3/12/2020	15:11	40.98	3.61	0.10	1.35
INLET #3 R3_002079.LAB	3/12/2020	15:12	40.01	3.73	0.10	1.35
INLET #3 R3_002080.LAB	3/12/2020	15:13	40.10	3.38	0.10	1.35
INLET #3 R3_002081.LAB	3/12/2020	15:14	39.75	3.65	0.10	1.35
INLET #3 R3_002082.LAB	3/12/2020	15:15	39.48	3.61	0.10	1.34
INLET #3 R3_002083.LAB	3/12/2020	15:16	38.40	3.44	0.10	1.34
INLET #3 R3_002084.LAB	3/12/2020	15:17	38.49	3.55	0.10	1.34
INLET #3 R3_002085.LAB	3/12/2020	15:18	38.65	3.64	0.10	1.33
INLET #3 R3_002086.LAB	3/12/2020	15:19	38.29	3.65	0.10	1.33
INLET #3 R3_002087.LAB	3/12/2020	15:20	37.40	3.68	0.10	1.33
INLET #3 R3_002088.LAB	3/12/2020	15:21	36.10	3.33	0.10	1.33
INLET #3 R3_002089.LAB	3/12/2020	15:22	35.45	3.40	0.10	1.32
INLET #3 R3_002090.LAB	3/12/2020	15:23	35.90	3.50	0.10	1.32
INLET #3 R3_002091.LAB	3/12/2020	15:24	35.89	3.59	0.10	1.33
INLET #3 R3_002092.LAB	3/12/2020	15:25	36.48	3.62	0.10	1.34
INLET #3 R3_002093.LAB	3/12/2020	15:26	36.56	3.49	0.09	1.34
INLET #3 R3_002094.LAB	3/12/2020	15:27	35.82	3.60	0.09	1.33
INLET #3 R3_002095.LAB	3/12/2020	15:28	35.63	3.45	0.09	1.33
INLET #3 R3_002096.LAB	3/12/2020	15:29	35.59	3.37	0.09	1.34
INLET #3 R3_002097.LAB	3/12/2020	15:30	34.79	3.47	0.09	1.34
INLET #3 R3_002098.LAB	3/12/2020	15:31	33.57	3.23	0.09	1.34
INLET #3 R3_002099.LAB	3/12/2020	15:32	33.82	3.61	0.09	1.34
INLET #3 R3_002100.LAB	3/12/2020	15:33	33.51	3.30	0.09	1.34
INLET #3 R3_002101.LAB	3/12/2020	15:34	33.82	3.24	0.09	1.35
INLET #3 R3_002102.LAB	3/12/2020	15:35	33.58	3.39	0.09	1.34
INLET #3 R3_002103.LAB	3/12/2020	15:36	33.47	3.35	0.09	1.34
INLET #3 R3_002104.LAB	3/12/2020	15:37	33.43	3.66	0.09	1.34
INLET #3 R3_002105.LAB	3/12/2020	15:38	32.81	3.47	0.08	1.34
INLET #3 R3_002106.LAB	3/12/2020	15:39	32.64	3.18	0.08	1.34
INLET #3 R3_002107.LAB	3/12/2020	15:40	32.44	3.22	0.08	1.34
INLET #3 R3_002108.LAB	3/12/2020	15:41	32.10	3.45	0.09	1.34
INLET #3 R3_002109.LAB	3/12/2020	15:42	31.84	3.52	0.09	1.35
INLET #3 R3_002110.LAB	3/12/2020	15:43	32.33	3.37	0.09	1.35
INLET #3 R3_002111.LAB	3/12/2020	15:44	32.74	3.49	0.09	1.36
INLET #3 R3_002112.LAB	3/12/2020	15:45	33.39	3.54	0.09	1.35
INLET #3 R3_002113.LAB	3/12/2020	15:46	34.36	3.43	0.09	1.36
INLET #3 R3_002114.LAB	3/12/2020	15:47	34.42	3.60	0.09	1.36
INLET #3 R3_002115.LAB	3/12/2020	15:48	34.77	3.30	0.09	1.36
INLET #3 R3_002116.LAB	3/12/2020	15:49	35.14	3.53	0.09	1.36
INLET #3 R3_002117.LAB	3/12/2020	15:50	35.71	3.50	0.09	1.37
INLET #3 R3_002118.LAB	3/12/2020	15:51	36.63	3.77	0.09	1.36
INLET #3 R3_002119.LAB	3/12/2020	15:52	36.87	3.56	0.09	1.37
INLET #3 R3_002120.LAB	3/12/2020	15:53	36.69	3.44	0.09	1.36
INLET #3 R3_002121.LAB	3/12/2020	15:54	37.02	3.25	0.09	1.36
INLET #3 R3_002122.LAB	3/12/2020	15:55	36.96	3.34	0.09	1.35
INLET #3 R3_002123.LAB	3/12/2020	15:56	36.61	3.34	0.09	1.36
INLET #3 R3_002124.LAB	3/12/2020	15:57	36.33	3.58	0.09	1.36
INLET #3 R3_002125.LAB	3/12/2020	15:58	36.24	3.54	0.09	1.36
INLET #3 R3_002126.LAB	3/12/2020	15:59	35.90	3.48	0.09	1.36
INLET #3 R3_002127.LAB	3/12/2020	16:00	35.67	3.58	0.09	1.36
INLET #3 R3_002128.LAB	3/12/2020	16:01	35.73	3.34	0.08	1.37
INLET #3 R3_002129.LAB	3/12/2020	16:02	35.20	3.51	0.09	1.36
INLET #3 R3_002130.LAB	3/12/2020	16:03	34.86	3.42	0.08	1.36

FTIR Field Data

Company: Medline
Location: Waukegan, IL
Source: Inlet #3
Date: 3/10/2020
Run: 3
Time: 08:10-18:30

Spectrum	Date	Time	Ethylene Oxide ppmv wb	Methane ppmv wb	CO2 % vol wb	Water % vol
INLET #3 R3_002131.LAB	3/12/2020	16:04	34.93	3.42	0.08	1.36
INLET #3 R3_002132.LAB	3/12/2020	16:05	34.62	3.48	0.08	1.37
INLET #3 R3_002133.LAB	3/12/2020	16:06	34.37	3.33	0.08	1.37
INLET #3 R3_002134.LAB	3/12/2020	16:07	34.22	3.34	0.08	1.38
INLET #3 R3_002135.LAB	3/12/2020	16:08	33.76	3.53	0.08	1.38
INLET #3 R3_002136.LAB	3/12/2020	16:09	33.44	3.31	0.08	1.38
INLET #3 R3_002137.LAB	3/12/2020	16:10	33.95	3.54	0.08	1.38
INLET #3 R3_002138.LAB	3/12/2020	16:11	33.62	3.67	0.08	1.38
INLET #3 R3_002139.LAB	3/12/2020	16:12	33.31	3.30	0.08	1.37
INLET #3 R3_002140.LAB	3/12/2020	16:13	33.06	3.41	0.08	1.37
INLET #3 R3_002141.LAB	3/12/2020	16:14	32.59	3.33	0.08	1.37
INLET #3 R3_002142.LAB	3/12/2020	16:15	33.02	3.25	0.08	1.37
INLET #3 R3_002143.LAB	3/12/2020	16:16	32.71	3.31	0.08	1.37
INLET #3 R3_002144.LAB	3/12/2020	16:17	32.65	3.35	0.08	1.37
INLET #3 R3_002145.LAB	3/12/2020	16:18	32.23	3.33	0.08	1.37
INLET #3 R3_002146.LAB	3/12/2020	16:19	32.21	3.63	0.08	1.37
INLET #3 R3_002147.LAB	3/12/2020	16:20	32.14	3.44	0.08	1.37
INLET #3 R3_002148.LAB	3/12/2020	16:21	31.64	3.46	0.08	1.37
INLET #3 R3_002149.LAB	3/12/2020	16:22	31.65	3.39	0.08	1.37
INLET #3 R3_002150.LAB	3/12/2020	16:23	31.17	3.33	0.08	1.37
INLET #3 R3_002151.LAB	3/12/2020	16:24	31.06	3.29	0.08	1.38
INLET #3 R3_002152.LAB	3/12/2020	16:25	30.33	3.24	0.08	1.37
INLET #3 R3_002153.LAB	3/12/2020	16:26	30.62	3.45	0.08	1.37
INLET #3 R3_002154.LAB	3/12/2020	16:27	30.52	3.59	0.08	1.38
INLET #3 R3_002155.LAB	3/12/2020	16:28	30.54	3.43	0.08	1.37
INLET #3 R3_002156.LAB	3/12/2020	16:29	30.17	3.45	0.08	1.37
INLET #3 R3_002157.LAB	3/12/2020	16:30	29.87	3.44	0.08	1.37
INLET #3 R3_002158.LAB	3/12/2020	16:31	29.82	3.28	0.08	1.37
INLET #3 R3_002159.LAB	3/12/2020	16:32	29.91	3.48	0.08	1.37
INLET #3 R3_002160.LAB	3/12/2020	16:33	30.30	3.40	0.08	1.37
INLET #3 R3_002161.LAB	3/12/2020	16:34	30.23	3.61	0.08	1.37
INLET #3 R3_002162.LAB	3/12/2020	16:35	30.91	3.48	0.08	1.37
INLET #3 R3_002163.LAB	3/12/2020	16:36	29.97	3.49	0.08	1.37
INLET #3 R3_002164.LAB	3/12/2020	16:37	30.02	3.36	0.08	1.37
INLET #3 R3_002165.LAB	3/12/2020	16:38	31.64	3.36	0.08	1.38
INLET #3 R3_002166.LAB	3/12/2020	16:39	33.57	3.61	0.09	1.38
INLET #3 R3_002167.LAB	3/12/2020	16:40	32.91	3.59	0.09	1.38
INLET #3 R3_002168.LAB	3/12/2020	16:41	32.25	3.44	0.09	1.38
INLET #3 R3_002169.LAB	3/12/2020	16:42	32.36	3.41	0.09	1.38
INLET #3 R3_002170.LAB	3/12/2020	16:43	34.20	3.52	0.09	1.39
INLET #3 R3_002171.LAB	3/12/2020	16:44	36.70	3.59	0.09	1.39
INLET #3 R3_002172.LAB	3/12/2020	16:45	38.17	3.65	0.09	1.40
INLET #3 R3_002173.LAB	3/12/2020	16:46	37.24	3.52	0.09	1.41
INLET #3 R3_002174.LAB	3/12/2020	16:47	38.07	3.75	0.09	1.42
INLET #3 R3_002175.LAB	3/12/2020	16:48	38.72	3.37	0.09	1.41
INLET #3 R3_002176.LAB	3/12/2020	16:49	39.11	3.29	0.09	1.42
INLET #3 R3_002177.LAB	3/12/2020	16:50	40.11	3.36	0.09	1.41
INLET #3 R3_002178.LAB	3/12/2020	16:51	41.29	3.20	0.09	1.41
INLET #3 R3_002179.LAB	3/12/2020	16:52	39.89	3.23	0.08	1.41
INLET #3 R3_002180.LAB	3/12/2020	16:53	39.79	3.55	0.08	1.42
INLET #3 R3_002181.LAB	3/12/2020	16:54	39.48	3.31	0.08	1.42
INLET #3 R3_002182.LAB	3/12/2020	16:55	40.07	3.33	0.08	1.42
INLET #3 R3_002183.LAB	3/12/2020	16:56	40.17	3.43	0.08	1.42
INLET #3 R3_002184.LAB	3/12/2020	16:57	40.80	3.32	0.08	1.42
INLET #3 R3_002185.LAB	3/12/2020	16:58	40.70	3.08	0.08	1.41
INLET #3 R3_002186.LAB	3/12/2020	16:59	39.61	3.30	0.08	1.42
INLET #3 R3_002187.LAB	3/12/2020	17:00	40.10	3.25	0.08	1.42
INLET #3 R3_002188.LAB	3/12/2020	17:01	39.65	3.47	0.08	1.41
INLET #3 R3_002189.LAB	3/12/2020	17:02	39.84	3.24	0.08	1.41
INLET #3 R3_002190.LAB	3/12/2020	17:03	40.23	3.26	0.08	1.41
INLET #3 R3_002191.LAB	3/12/2020	17:04	40.01	3.45	0.08	1.41
INLET #3 R3_002192.LAB	3/12/2020	17:05	38.86	3.21	0.08	1.41
INLET #3 R3_002193.LAB	3/12/2020	17:06	38.62	3.14	0.08	1.41
INLET #3 R3_002194.LAB	3/12/2020	17:07	38.35	3.54	0.08	1.41
INLET #3 R3_002195.LAB	3/12/2020	17:08	37.89	3.43	0.08	1.41
INLET #3 R3_002196.LAB	3/12/2020	17:09	38.13	3.04	0.08	1.41
INLET #3 R3_002197.LAB	3/12/2020	17:10	38.64	3.17	0.08	1.42
INLET #3 R3_002198.LAB	3/12/2020	17:11	37.49	3.32	0.08	1.42
INLET #3 R3_002199.LAB	3/12/2020	17:12	36.88	3.41	0.08	1.42
INLET #3 R3_002200.LAB	3/12/2020	17:13	37.27	3.34	0.08	1.43
INLET #3 R3_002201.LAB	3/12/2020	17:14	37.43	3.25	0.08	1.43
INLET #3 R3_002202.LAB	3/12/2020	17:15	38.48	3.36	0.08	1.43
INLET #3 R3_002203.LAB	3/12/2020	17:16	38.81	3.29	0.08	1.43
INLET #3 R3_002204.LAB	3/12/2020	17:17	38.78	3.08	0.08	1.44
INLET #3 R3_002205.LAB	3/12/2020	17:18	39.49	3.20	0.08	1.45
INLET #3 R3_002206.LAB	3/12/2020	17:19	40.61	3.28	0.08	1.45
INLET #3 R3_002207.LAB	3/12/2020	17:20	41.17	3.34	0.09	1.46
INLET #3 R3_002208.LAB	3/12/2020	17:21	42.27	3.33	0.09	1.46
INLET #3 R3_002209.LAB	3/12/2020	17:22	43.38	3.30	0.09	1.47

FTIR Field Data

Company: Medline
Location: Waukegan, IL
Source: Inlet #3
Date: 3/10/2020
Run: 3
Time: 08:10-18:30

Spectrum	Date	Time	Ethylene Oxide ppmv wb	Methane ppmv wb	CO2 % vol wb	Water % vol
INLET #3 R3_002210.LAB	3/12/2020	17:23	42.78	3.26	0.09	1.47
INLET #3 R3_002211.LAB	3/12/2020	17:24	43.18	3.45	0.09	1.47
INLET #3 R3_002212.LAB	3/12/2020	17:25	43.74	3.52	0.09	1.46
INLET #3 R3_002213.LAB	3/12/2020	17:26	43.58	3.45	0.09	1.46
INLET #3 R3_002214.LAB	3/12/2020	17:27	44.81	3.39	0.08	1.47
INLET #3 R3_002215.LAB	3/12/2020	17:28	45.12	3.65	0.08	1.47
INLET #3 R3_002216.LAB	3/12/2020	17:29	44.93	3.41	0.08	1.47
INLET #3 R3_002217.LAB	3/12/2020	17:30	43.13	3.41	0.08	1.47
INLET #3 R3_002218.LAB	3/12/2020	17:31	43.76	3.41	0.08	1.48
INLET #3 R3_002219.LAB	3/12/2020	17:32	43.61	3.47	0.08	1.48
INLET #3 R3_002220.LAB	3/12/2020	17:33	43.77	3.27	0.08	1.48
INLET #3 R3_002221.LAB	3/12/2020	17:34	43.78	3.24	0.08	1.49
INLET #3 R3_002222.LAB	3/12/2020	17:35	43.90	3.48	0.08	1.49
INLET #3 R3_002223.LAB	3/12/2020	17:36	42.22	3.24	0.08	1.49
INLET #3 R3_002224.LAB	3/12/2020	17:37	41.78	3.45	0.08	1.48
INLET #3 R3_002225.LAB	3/12/2020	17:38	42.43	3.72	0.08	1.48
INLET #3 R3_002226.LAB	3/12/2020	17:39	42.52	3.11	0.08	1.48
INLET #3 R3_002227.LAB	3/12/2020	17:40	41.59	3.47	0.08	1.49
INLET #3 R3_002228.LAB	3/12/2020	17:41	40.78	3.19	0.08	1.49
INLET #3 R3_002229.LAB	3/12/2020	17:42	41.00	3.37	0.08	1.48
INLET #3 R3_002230.LAB	3/12/2020	17:43	41.00	3.35	0.08	1.50
INLET #3 R3_002231.LAB	3/12/2020	17:44	40.76	3.31	0.08	1.50
INLET #3 R3_002232.LAB	3/12/2020	17:45	40.15	3.24	0.08	1.49
INLET #3 R3_002233.LAB	3/12/2020	17:46	40.14	3.36	0.08	1.49
INLET #3 R3_002234.LAB	3/12/2020	17:47	40.08	3.22	0.08	1.50
INLET #3 R3_002235.LAB	3/12/2020	17:48	40.10	3.40	0.08	1.50
INLET #3 R3_002236.LAB	3/12/2020	17:49	39.35	3.25	0.08	1.50
INLET #3 R3_002237.LAB	3/12/2020	17:50	38.95	3.29	0.08	1.50
INLET #3 R3_002238.LAB	3/12/2020	17:51	38.57	3.71	0.08	1.49
INLET #3 R3_002239.LAB	3/12/2020	17:52	37.95	3.22	0.08	1.50
INLET #3 R3_002240.LAB	3/12/2020	17:53	38.95	3.22	0.08	1.50
INLET #3 R3_002241.LAB	3/12/2020	17:54	38.85	3.29	0.08	1.50
INLET #3 R3_002242.LAB	3/12/2020	17:55	36.51	3.12	0.08	1.50
INLET #3 R3_002243.LAB	3/12/2020	17:56	36.92	3.46	0.08	1.50
INLET #3 R3_002244.LAB	3/12/2020	17:57	38.76	3.17	0.08	1.51
INLET #3 R3_002245.LAB	3/12/2020	17:58	37.56	3.25	0.08	1.50
INLET #3 R3_002246.LAB	3/12/2020	17:59	36.63	3.38	0.08	1.50
INLET #3 R3_002247.LAB	3/12/2020	18:00	35.80	3.24	0.08	1.50
INLET #3 R3_002248.LAB	3/12/2020	18:01	34.84	3.56	0.08	1.50
INLET #3 R3_002249.LAB	3/12/2020	18:02	35.16	3.33	0.08	1.51
INLET #3 R3_002250.LAB	3/12/2020	18:03	35.41	3.21	0.08	1.52
INLET #3 R3_002251.LAB	3/12/2020	18:04	35.53	3.11	0.08	1.52
INLET #3 R3_002252.LAB	3/12/2020	18:05	36.52	2.99	0.08	1.52
INLET #3 R3_002253.LAB	3/12/2020	18:06	36.36	3.00	0.08	1.52
INLET #3 R3_002254.LAB	3/12/2020	18:07	35.61	3.19	0.08	1.52
INLET #3 R3_002255.LAB	3/12/2020	18:08	35.77	3.37	0.08	1.52
INLET #3 R3_002256.LAB	3/12/2020	18:09	35.09	3.25	0.08	1.54
INLET #3 R3_002257.LAB	3/12/2020	18:10	35.82	3.13	0.08	1.54
INLET #3 R3_002258.LAB	3/12/2020	18:11	35.98	3.18	0.08	1.53
INLET #3 R3_002259.LAB	3/12/2020	18:12	34.42	3.62	0.08	1.52
INLET #3 R3_002260.LAB	3/12/2020	18:13	35.13	3.16	0.08	1.53
INLET #3 R3_002261.LAB	3/12/2020	18:14	35.85	3.31	0.08	1.53
INLET #3 R3_002262.LAB	3/12/2020	18:15	36.65	3.39	0.08	1.54
INLET #3 R3_002263.LAB	3/12/2020	18:16	37.03	3.43	0.08	1.54
INLET #3 R3_002264.LAB	3/12/2020	18:17	37.58	3.50	0.08	1.54
INLET #3 R3_002265.LAB	3/12/2020	18:18	37.11	3.21	0.09	1.54
INLET #3 R3_002266.LAB	3/12/2020	18:19	37.67	3.30	0.09	1.54
INLET #3 R3_002267.LAB	3/12/2020	18:20	37.68	3.38	0.09	1.54
INLET #3 R3_002268.LAB	3/12/2020	18:21	38.53	3.19	0.09	1.54
INLET #3 R3_002269.LAB	3/12/2020	18:22	39.71	2.95	0.09	1.55
INLET #3 R3_002270.LAB	3/12/2020	18:23	37.92	3.22	0.09	1.55
INLET #3 R3_002271.LAB	3/12/2020	18:24	38.41	3.35	0.09	1.55
INLET #3 R3_002272.LAB	3/12/2020	18:25	38.81	3.09	0.09	1.56
INLET #3 R3_002273.LAB	3/12/2020	18:26	39.18	3.18	0.09	1.56
INLET #3 R3_002274.LAB	3/12/2020	18:27	40.23	3.13	0.09	1.56
INLET #3 R3_002275.LAB	3/12/2020	18:28	40.60	3.34	0.09	1.56
INLET #3 R3_002276.LAB	3/12/2020	18:29	41.51	3.04	0.09	1.56
Average						
Average/MDL Values			23.26	3.31	0.09	1.37

Spectrum	Date	Time	Ethylene ox	METHANE I	CO2% 150C	H2O% 150C	SULFUR HE	ETHYLENE 1	Temp (C)	Pressure (A	Comments
INLET #3_000018KG.LAB	3/9/2020	14:23	0.00	0.00	0.00	0.00	0.00	0.00	150.27	0.99	
INLET #3_000002.LAB	3/9/2020	14:24	0.08	0.07	0.00	0.00	0.00	0.17	150.23	0.99	
INLET #3_000003.LAB	3/9/2020	14:25	0.23	0.06	0.00	0.00	0.00	0.31	150.23	0.99	
INLET #3_000048KG.LAB	3/9/2020	14:27	0.00	0.00	0.00	0.00	0.00	0.00	150.23	0.99	
INLET #3_000005.LAB	3/9/2020	14:28	0.01	0.35	0.00	0.00	0.00	-0.12	150.19	0.99	
INLET #3_000006.LAB	3/9/2020	14:29	-0.10	0.13	0.00	0.00	0.00	-0.33	150.20	0.99	
INLET #3_000007.LAB	3/9/2020	14:30	0.18	0.11	0.00	0.00	0.00	-0.33	150.19	0.99	
INLET #3_000008.LAB	3/9/2020	14:31	0.20	-0.05	0.00	0.00	0.00	-0.16	150.18	0.99	
INLET #3_000009.LAB	3/9/2020	14:32	0.22	0.12	0.00	0.00	0.00	-0.29	150.18	0.99	
INLET #3_000010.LAB	3/9/2020	14:33	0.20	0.10	0.00	-0.01	0.00	-0.31	150.18	0.99	
INLET #3_000011.LAB	3/9/2020	14:34	0.29	0.14	0.00	0.00	0.00	-0.37	150.18	0.99	
INLET #3_000012BKG.LAB	3/10/2020	5:48	0.00	0.00	0.00	0.00	0.00	0.00	150.16	1.00	
INLET #3_000013.LAB	3/10/2020	5:49	0.27	0.27	0.00	0.01	0.00	-1.00	150.16	1.00	
INLET #3_000014.LAB	3/10/2020	5:50	0.32	-0.13	0.00	0.00	0.00	-1.39	150.15	1.00	
INLET #3_000015.LAB	3/10/2020	5:51	0.37	-0.22	0.00	0.00	0.00	-1.86	150.14	1.00	
INLET #3_000016BKG.LAB	**3/10/2020**	**5:54**	**0.00**	**0.00**	**0.00**	**0.00**	**0.00**	**0.00**	**150.13**	**1.00**	**Background Scan**
INLET #3_000017.LAB	3/10/2020	5:55	-0.05	-0.06	0.00	0.00	0.00	-0.44	150.12	1.00	
INLET #3_000018.LAB	3/10/2020	7:12	1.10	8.16	5.69	0.18	0.00	-8.68	150.30	0.99	
INLET #3_000019.LAB	3/10/2020	7:13	1.05	7.93	6.58	0.18	0.00	-8.97	150.27	0.99	
INLET #3_000020.LAB	3/10/2020	7:14	0.98	7.15	7.17	0.19	0.00	-8.97	150.28	0.99	
INLET #3_000021.LAB	3/10/2020	7:15	0.90	6.54	6.95	0.19	0.00	-8.90	150.26	0.99	
INLET #3_000022.LAB	3/10/2020	7:16	0.70	6.32	6.57	0.19	0.00	-8.99	150.26	0.99	
INLET #3_000023.LAB	3/10/2020	7:17	0.62	6.27	6.23	0.19	0.00	-9.05	150.29	0.99	
INLET #3_000024.LAB	3/10/2020	7:18	0.71	6.29	5.94	0.20	0.00	-9.24	150.27	0.99	
INLET #3_000025.LAB	3/10/2020	7:19	0.33	0.32	0.09	0.01	0.00	-9.76	150.26	1.00	
INLET #3_000026.LAB	3/10/2020	7:20	0.56	-0.11	0.00	0.00	0.00	-10.16	150.20	1.00	
INLET #3_000027.LAB	3/10/2020	7:21	0.60	0.04	0.00	0.00	0.00	-9.95	150.23	1.00	
INLET #3_000028.LAB	3/10/2020	7:22	0.49	-0.13	0.00	0.00	0.00	-10.28	150.20	1.00	
INLET #3_000029BKG.LAB	3/10/2020	7:25	0.00	0.00	0.00	0.00	0.00	0.00	150.20	1.00	
INLET #3_000030.LAB	3/10/2020	7:26	0.06	0.07	0.00	0.00	0.00	0.01	150.17	1.00	
INLET #3_000031.LAB	3/10/2020	7:27	0.11	-0.03	0.00	0.00	0.00	-0.21	150.17	1.00	
INLET #3_000032.LAB	**3/10/2020**	**7:28**	**0.17**	**0.06**	**0.00**	**0.00**	**0.00**	**-0.18**	**150.15**	**1.00**	**N2 baseline**
INLET #3_000033.LAB	3/10/2020	7:29	0.11	-0.01	0.00	0.00	0.00	-0.23	150.15	1.00	
INLET #3_000034.LAB	3/10/2020	7:30	0.05	0.31	0.00	0.00	0.00	-0.27	150.17	1.00	
INLET #3_000035.LAB	3/10/2020	7:31	0.26	0.17	0.00	0.00	1.75	44.48	150.17	1.00	
INLET #3_000036.LAB	3/10/2020	7:32	0.92	-0.18	0.00	-0.01	**5.03**	**102.46**	150.15	1.00	**CT5 inject**
INLET #3_000037.LAB	3/10/2020	7:33	21.35	-0.21	0.01	-0.01	5.09	86.25	150.15	1.00	
INLET #3_000038.LAB	3/10/2020	7:34	**101.73**	0.27	0.00	0.00	**5.22**	-0.61	150.15	1.00	**Cal Check Standard inject**
INLET #3_000039.LAB	3/10/2020	7:35	103.95	0.04	0.00	0.00	5.21	-0.85	150.16	1.00	
INLET #3_000040.LAB	3/10/2020	7:36	62.44	2.09	0.03	0.37	3.54	6.78	150.14	1.01	
INLET #3_000041.LAB	3/10/2020	7:37	22.67	3.55	0.09	0.73	0.72	0.45	150.15	1.01	
INLET #3_000042.LAB	3/10/2020	7:38	14.06	3.95	0.10	0.76	0.17	-0.30	150.16	1.01	
INLET #3_000043.LAB	3/10/2020	7:39	40.18	3.10	0.07	0.70	1.69	1.66	150.16	1.01	
INLET #3_000044.LAB	3/10/2020	7:40	55.38	2.78	0.05	0.64	2.53	1.84	150.15	1.00	
INLET #3_000045.LAB	3/10/2020	7:41	96.87	1.56	0.00	0.19	5.18	-0.68	150.12	1.00	
INLET #3_000046.LAB	3/10/2020	7:42	**100.69**	1.36	0.00	0.07	**5.20**	-1.33	150.14	1.00	**Cal Check Standard Bias**
INLET #3_000047.LAB	3/10/2020	7:43	101.14	1.05	0.00	0.04	5.21	-1.79	150.14	1.00	
INLET #3_000048.LAB	3/10/2020	7:44	80.67	1.28	0.01	0.08	4.58	12.74	150.12	1.00	
INLET #3_000049.LAB	3/10/2020	7:45	2.36	0.44	0.00	0.02	**5.05**	**102.13**	150.12	1.00	**CT5 Inject**
INLET #3_000050.LAB	3/10/2020	7:46	1.23	0.39	0.00	0.01	5.04	103.45	150.12	1.00	
INLET #3_000051.LAB	3/10/2020	7:47	1.16	0.71	0.01	0.05	3.66	79.55	150.12	1.00	
INLET #3_000052.LAB	3/10/2020	7:48	0.12	0.56	0.00	0.02	0.03	-1.92	150.11	1.00	
INLET #3_000053.LAB	**3/10/2020**	**7:49**	**-0.14**	**0.12**	**0.00**	**0.01**	**0.01**	**-2.03**	**150.14**	**1.00**	**N2 inject**
INLET #3_000054.LAB	3/10/2020	7:50	-0.14	0.68	0.00	0.01	0.01	-2.53	150.13	1.00	
INLET #3_000055.LAB	3/10/2020	7:51	-0.13	0.28	0.00	0.01	0.01	-2.55	150.12	1.00	
INLET #3_000056.LAB	3/10/2020	7:52	4.57	3.35	0.08	0.57	0.00	-2.17	150.15	1.00	
INLET #3_000057.LAB	3/10/2020	7:53	10.76	4.31	0.10	0.78	0.00	-1.45	150.14	1.00	
INLET #3_000058.LAB	3/10/2020	7:54	10.46	4.16	0.10	0.80	0.00	-1.28	150.14	1.00	
INLET #3_000059.LAB	3/10/2020	7:55	10.94	3.64	0.10	0.82	0.00	-1.12	150.14	1.00	
INLET #3_000060.LAB	3/10/2020	7:56	10.91	3.75	0.10	0.83	0.00	-1.23	150.14	1.00	
INLET #3_000061.LAB	3/10/2020	7:57	10.39	4.34	0.10	0.84	0.00	-1.27	150.13	1.00	
INLET #3_000062.LAB	3/10/2020	7:58	10.32	4.14	0.10	0.85	0.00	-1.35	150.14	1.00	
INLET #3_000063.LAB	3/10/2020	7:59	9.84	4.08	0.10	0.86	0.00	-1.47	150.16	1.00	
INLET #3_000064.LAB	3/10/2020	8:00	9.63	4.15	0.11	0.86	0.00	-1.58	150.12	1.00	
INLET #3_000065.LAB	3/10/2020	8:01	9.60	3.68	0.11	0.87	0.00	-1.39	150.15	1.00	
INLET #3_000066.LAB	3/10/2020	8:02	9.96	3.77	0.11	0.88	0.00	-1.29	150.14	1.00	
INLET #3_000067.LAB	3/10/2020	8:03	9.77	3.70	0.11	0.87	0.00	-1.49	150.13	1.00	
INLET #3_000068.LAB	3/10/2020	8:04	9.17	3.60	0.11	0.89	0.00	-1.67	150.15	1.00	
INLET #3_000069.LAB	3/10/2020	8:05	8.77	3.69	0.11	0.88	0.00	-1.37	150.12	1.00	
INLET #3_000070.LAB	3/10/2020	8:06	9.12	3.47	0.11	0.88	0.00	-1.31	150.15	1.00	
INLET #3_000071.LAB	3/10/2020	8:07	10.00	3.77	0.11	0.88	0.00	-1.41	150.13	1.00	
INLET #3_000072.LAB	3/10/2020	8:08	10.00	3.55	0.11	0.87	0.00	-1.44	150.12	1.00	
INLET #3_000073.LAB	3/10/2020	8:09	10.51	3.64	0.11	0.88	0.00	-1.51	150.11	1.00	
INLET #3_000074.LAB	3/10/2020	8:10	10.20	3.63	0.11	0.87	0.00	-1.32	150.12	1.00	
INLET #3_000075.LAB	3/10/2020	8:11	10.19	3.65	0.11	0.88	0.00	-1.68	150.12	1.00	
INLET #3_000076.LAB	3/10/2020	8:12	10.38	3.65	0.11	0.89	0.00	-1.44	150.13	1.00	

Spectrum	Date	Time	Ethylene o›	METHANE I	CO2% 150C	H2O% 150C	SULFUR HE:	ETHYLENE 1	Temp (C)	Pressure (A	Comments
INLET #3_000077.LAB	3/10/2020	8:13	10.65	3.80	0.11	0.90	0.00	-1.66	150.13	1.00	
INLET #3_000078.LAB	3/10/2020	8:14	10.81	3.90	0.11	0.90	0.00	-1.57	150.13	1.00	
INLET #3_000079.LAB	3/10/2020	8:15	10.49	3.63	0.11	0.90	0.00	-1.53	150.13	1.00	
INLET #3_000080.LAB	3/10/2020	8:16	9.60	3.51	0.11	0.90	0.00	-1.72	150.13	1.00	
INLET #3_000081.LAB	3/10/2020	8:17	9.21	3.76	0.11	0.90	0.00	-1.54	150.12	1.00	
INLET #3_000082.LAB	3/10/2020	8:18	9.82	3.83	0.11	0.89	0.00	-1.91	150.15	1.00	
INLET #3_000083.LAB	3/10/2020	8:19	10.11	3.86	0.11	0.90	0.00	-1.91	150.13	1.00	
INLET #3_000084.LAB	3/10/2020	8:20	9.71	3.73	0.11	0.91	0.00	-1.87	150.14	1.00	Begin Run #1: 0821 hrs
INLET #3_000085.LAB	3/10/2020	8:21	9.83	3.81	0.11	0.91	0.00	-1.90	150.14	1.00	
INLET #3_000086.LAB	3/10/2020	8:22	9.64	3.76	0.11	0.91	0.00	-1.93	150.14	1.00	
INLET #3_000087.LAB	3/10/2020	8:23	9.71	3.94	0.11	0.91	0.00	-2.22	150.14	1.00	
INLET #3_000088.LAB	3/10/2020	8:24	9.84	3.87	0.11	0.90	0.00	-2.01	150.13	1.00	
INLET #3_000089.LAB	3/10/2020	8:25	9.73	3.78	0.11	0.91	0.00	-1.88	150.14	1.00	
INLET #3_000090.LAB	3/10/2020	8:26	9.85	3.60	0.11	0.90	0.00	-2.15	150.12	1.00	
INLET #3_000091.LAB	3/10/2020	8:27	9.53	3.73	0.11	0.91	0.00	-2.15	150.14	1.00	
INLET #3_000092.LAB	3/10/2020	8:28	9.12	3.73	0.11	0.91	0.00	-2.07	150.13	1.00	
INLET #3_000093.LAB	3/10/2020	8:29	9.51	3.50	0.11	0.91	0.00	-2.22	150.14	1.00	
INLET #3_000094.LAB	3/10/2020	8:30	9.67	3.86	0.11	0.91	0.00	-2.22	150.14	1.00	
INLET #3_000095.LAB	3/10/2020	8:31	10.23	3.79	0.11	0.91	0.00	-2.03	150.15	1.00	
INLET #3_000096.LAB	3/10/2020	8:32	10.70	3.50	0.11	0.92	0.00	-2.20	150.15	1.00	
INLET #3_000097.LAB	3/10/2020	8:33	10.19	3.75	0.11	0.91	0.00	-2.13	150.16	1.00	
INLET #3_000098.LAB	3/10/2020	8:34	10.04	3.76	0.11	0.90	0.00	-2.06	150.14	1.00	
INLET #3_000099.LAB	3/10/2020	8:35	9.83	3.43	0.11	0.91	0.00	-2.34	150.15	1.00	
INLET #3_000100.LAB	3/10/2020	8:36	9.92	3.80	0.11	0.93	0.00	-2.13	150.14	1.00	
INLET #3_000101.LAB	3/10/2020	8:37	9.98	3.75	0.11	0.94	0.00	-2.26	150.14	1.00	
INLET #3_000102.LAB	3/10/2020	8:38	9.73	3.80	0.11	0.92	0.00	-2.22	150.13	1.00	
INLET #3_000103.LAB	3/10/2020	8:39	10.06	4.01	0.11	0.93	0.00	-2.29	150.13	1.00	
INLET #3_000104.LAB	3/10/2020	8:40	9.90	3.84	0.11	0.93	0.00	-2.40	150.15	1.00	
INLET #3_000105.LAB	3/10/2020	8:41	9.76	3.80	0.11	0.92	0.00	-2.61	150.13	1.00	
INLET #3_000106.LAB	3/10/2020	8:42	9.54	3.76	0.11	0.93	0.00	-2.35	150.14	1.00	
INLET #3_000107.LAB	3/10/2020	8:43	9.42	3.64	0.11	0.92	0.00	-2.40	150.15	1.00	
INLET #3_000108.LAB	3/10/2020	8:44	10.12	3.73	0.11	0.92	0.00	-2.36	150.15	1.00	
INLET #3_000109.LAB	3/10/2020	8:45	10.33	3.84	0.11	0.92	0.00	-2.17	150.15	1.00	
INLET #3_000110.LAB	3/10/2020	8:46	10.12	3.76	0.11	0.94	0.00	-2.25	150.15	1.00	
INLET #3_000111.LAB	3/10/2020	8:47	9.91	3.60	0.11	0.95	0.00	-2.48	150.14	1.00	
INLET #3_000112.LAB	3/10/2020	8:48	9.85	3.72	0.11	0.95	0.00	-2.69	150.17	1.00	
INLET #3_000113.LAB	3/10/2020	8:49	9.99	4.01	0.11	0.94	0.00	-2.62	150.15	1.00	
INLET #3_000114.LAB	3/10/2020	8:50	10.09	3.82	0.11	0.94	0.00	-2.76	150.15	1.00	
INLET #3_000115.LAB	3/10/2020	8:51	9.61	3.62	0.11	0.94	0.00	-2.58	150.15	1.00	
INLET #3_000116.LAB	3/10/2020	8:52	9.52	3.82	0.11	0.95	0.00	-2.80	150.15	1.00	
INLET #3_000117.LAB	3/10/2020	8:53	9.44	3.73	0.11	0.95	0.00	-2.71	150.15	1.00	
INLET #3_000118.LAB	3/10/2020	8:54	9.42	3.56	0.11	0.94	0.00	-2.70	150.15	1.00	
INLET #3_000119.LAB	3/10/2020	8:55	9.20	3.82	0.11	0.94	0.00	-2.81	150.15	1.00	
INLET #3_000120.LAB	3/10/2020	8:56	8.91	3.47	0.11	0.94	0.00	-2.70	150.17	1.00	
INLET #3_000121.LAB	3/10/2020	8:57	9.13	3.82	0.11	0.94	0.00	-2.82	150.15	1.00	
INLET #3_000122.LAB	3/10/2020	8:58	9.33	3.61	0.11	0.94	0.00	-2.86	150.15	1.00	
INLET #3_000123.LAB	3/10/2020	8:59	9.27	3.59	0.11	0.94	0.00	-2.96	150.15	1.00	
INLET #3_000124.LAB	3/10/2020	9:00	9.52	3.68	0.11	0.95	0.00	-2.66	150.15	1.00	
INLET #3_000125.LAB	3/10/2020	9:01	9.43	3.71	0.11	0.96	0.00	-2.73	150.15	1.00	
INLET #3_000126.LAB	3/10/2020	9:02	9.57	3.75	0.11	0.95	0.00	-2.64	150.16	1.00	
INLET #3_000127.LAB	3/10/2020	9:03	9.63	3.80	0.11	0.93	0.00	-2.99	150.16	1.00	
INLET #3_000128.LAB	3/10/2020	9:04	9.45	3.96	0.11	0.93	0.00	-2.87	150.16	1.00	
INLET #3_000129.LAB	3/10/2020	9:05	8.91	3.71	0.11	0.94	0.00	-2.86	150.15	1.00	
INLET #3_000130.LAB	3/10/2020	9:06	8.72	3.64	0.11	0.95	0.00	-2.86	150.17	1.00	
INLET #3_000131.LAB	3/10/2020	9:07	9.15	3.50	0.11	0.98	0.00	-2.55	150.16	1.00	
INLET #3_000132.LAB	3/10/2020	9:08	9.67	3.57	0.11	1.00	0.00	-2.61	150.15	1.00	
INLET #3_000133.LAB	3/10/2020	9:09	9.51	3.79	0.11	1.03	0.00	-2.52	150.16	1.00	
INLET #3_000134.LAB	3/10/2020	9:10	9.14	3.66	0.11	1.04	0.00	-2.69	150.17	1.00	
INLET #3_000135.LAB	3/10/2020	9:11	8.64	3.79	0.11	1.08	0.00	-2.70	150.16	1.00	
INLET #3_000136.LAB	3/10/2020	9:12	8.27	3.87	0.11	1.10	0.00	-3.13	150.16	1.00	
INLET #3_000137.LAB	3/10/2020	9:13	8.44	3.66	0.11	1.11	0.00	-3.86	150.16	1.00	
INLET #3_000138.LAB	3/10/2020	9:14	7.74	3.65	0.11	1.10	0.00	-3.59	150.16	1.00	
INLET #3_000139.LAB	3/10/2020	9:15	7.06	3.64	0.11	1.11	0.00	-3.28	150.16	1.00	
INLET #3_000140.LAB	3/10/2020	9:16	7.59	3.53	0.11	1.10	0.00	-3.34	150.16	1.00	
INLET #3_000141.LAB	3/10/2020	9:17	8.24	3.77	0.11	1.08	0.00	-3.02	150.17	1.00	
INLET #3_000142.LAB	3/10/2020	9:18	8.60	3.76	0.11	1.06	0.00	-3.06	150.15	1.00	
INLET #3_000143.LAB	3/10/2020	9:19	8.47	3.71	0.11	1.08	0.00	-3.09	150.17	1.00	
INLET #3_000144.LAB	3/10/2020	9:20	7.89	3.70	0.11	1.08	0.00	-3.43	150.16	1.00	
INLET #3_000145.LAB	3/10/2020	9:21	7.87	3.96	0.11	1.07	0.00	-3.42	150.15	1.00	
INLET #3_000146.LAB	3/10/2020	9:22	8.56	3.85	0.11	1.07	0.00	-3.62	150.15	1.00	
INLET #3_000147.LAB	3/10/2020	9:23	8.47	3.85	0.11	1.07	0.00	-3.61	150.17	1.00	
INLET #3_000148.LAB	3/10/2020	9:24	8.76	3.84	0.11	1.05	0.00	-3.56	150.17	1.00	
INLET #3_000149.LAB	3/10/2020	9:25	8.56	3.49	0.11	1.05	0.00	-3.63	150.18	1.00	
INLET #3_000150.LAB	3/10/2020	9:26	8.51	3.70	0.11	1.05	0.00	-3.63	150.16	1.00	
INLET #3_000151.LAB	3/10/2020	9:27	8.17	3.62	0.11	1.05	0.00	-3.56	150.16	1.00	
INLET #3_000152.LAB	3/10/2020	9:28	7.71	3.69	0.11	1.04	0.00	-3.37	150.15	1.00	

Spectrum	Date	Time	Ethylene o›	METHANE I	CO2% 150C	H2O% 1S0C	SULFUR HE:	ETHYLENE 1	Temp (C)	Pressure (A	Comments
INLET #3_000153.LAB	3/10/2020	9:29	7.92	3.40	0.11	1.04	0.00	-3.28	150.15	1.00	
INLET #3_000154.LAB	3/10/2020	9:30	8.56	3.66	0.11	1.04	0.00	-3.31	150.14	1.00	
INLET #3_000155.LAB	3/10/2020	9:31	8.30	3.59	0.11	1.04	0.00	-3.33	150.15	1.00	
INLET #3_000156.LAB	3/10/2020	9:32	8.65	3.58	0.11	1.07	0.00	-3.73	150.15	1.00	
INLET #3_000157.LAB	3/10/2020	9:33	8.79	3.48	0.11	1.06	0.00	-3.71	150.15	1.00	
INLET #3_000158.LAB	3/10/2020	9:34	8.83	3.50	0.11	1.06	0.00	-3.70	150.15	1.00	
INLET #3_000159.LAB	3/10/2020	9:35	8.75	3.46	0.11	1.05	0.00	-3.68	150.17	1.00	
INLET #3_000160.LAB	3/10/2020	9:36	8.98	3.59	0.11	1.04	0.00	-3.74	150.16	1.00	
INLET #3_000161.LAB	3/10/2020	9:37	9.21	3.56	0.11	1.04	0.00	-3.58	150.16	1.00	
INLET #3_000162.LAB	3/10/2020	9:38	8.63	3.67	0.11	1.06	0.00	-3.57	150.16	1.00	
INLET #3_000163.LAB	3/10/2020	9:39	8.29	3.74	0.11	1.07	0.00	-3.32	150.16	1.00	
INLET #3_000164.LAB	3/10/2020	9:40	7.99	3.57	0.11	1.07	0.00	-3.54	150.16	1.00	
INLET #3_000165.LAB	3/10/2020	9:41	7.78	3.88	0.11	1.09	0.00	-3.66	150.17	1.00	
INLET #3_000166.LAB	3/10/2020	9:42	8.53	3.73	0.11	1.09	0.00	-4.02	150.17	1.00	
INLET #3_000167.LAB	3/10/2020	9:43	8.45	3.53	0.11	1.08	0.00	-4.15	150.16	1.00	
INLET #3_000168.LAB	3/10/2020	9:44	8.35	3.60	0.11	1.07	0.00	-3.83	150.16	1.00	
INLET #3_000169.LAB	3/10/2020	9:45	8.52	3.64	0.11	1.07	0.00	-3.95	150.16	1.00	
INLET #3_000170.LAB	3/10/2020	9:46	8.73	3.48	0.11	1.06	0.00	-3.86	150.15	1.00	
INLET #3_000171.LAB	3/10/2020	9:47	8.59	3.36	0.11	1.05	0.00	-3.96	150.15	1.00	
INLET #3_000172.LAB	3/10/2020	9:48	8.62	3.45	0.11	1.04	0.00	-3.95	150.16	1.00	
INLET #3_000173.LAB	3/10/2020	9:49	8.22	3.69	0.11	1.03	0.00	-3.74	150.16	1.00	
INLET #3_000174.LAB	3/10/2020	9:50	8.10	3.69	0.11	1.02	0.00	-4.01	150.15	1.00	
INLET #3_000175.LAB	3/10/2020	9:51	8.37	3.58	0.11	1.03	0.00	-3.75	150.16	1.00	
INLET #3_000176.LAB	3/10/2020	9:52	7.74	3.64	0.11	1.04	0.00	-3.78	150.16	1.00	
INLET #3_000177.LAB	3/10/2020	9:53	7.70	3.53	0.11	1.08	0.00	-4.00	150.15	1.00	
INLET #3_000178.LAB	3/10/2020	9:54	7.20	3.52	0.11	1.09	0.00	-4.44	150.15	1.00	
INLET #3_000179.LAB	3/10/2020	9:55	7.25	3.68	0.11	1.10	0.00	-4.18	150.15	1.00	
INLET #3_000180.LAB	3/10/2020	9:56	7.57	3.53	0.11	1.09	0.00	-4.15	150.15	1.00	
INLET #3_000181.LAB	3/10/2020	9:57	8.10	3.52	0.11	1.08	0.00	-4.23	150.15	1.00	
INLET #3_000182.LAB	3/10/2020	9:58	7.88	3.49	0.11	1.08	0.00	-4.09	150.15	1.00	
INLET #3_000183.LAB	3/10/2020	9:59	7.86	3.59	0.11	1.09	0.00	-4.09	150.15	1.00	
INLET #3_000184.LAB	3/10/2020	10:00	7.44	3.49	0.11	1.12	0.00	-3.81	150.16	1.00	
INLET #3_000185.LAB	3/10/2020	10:01	7.18	3.90	0.10	1.15	0.00	-4.14	150.15	1.00	
INLET #3_000186.LAB	3/10/2020	10:02	6.99	3.84	0.11	1.15	0.00	-4.72	150.15	1.00	
INLET #3_000187.LAB	3/10/2020	10:03	7.25	3.68	0.10	1.14	0.00	-4.13	150.15	1.00	
INLET #3_000188.LAB	3/10/2020	10:04	6.87	3.57	0.10	1.16	0.00	-3.93	150.15	1.00	
INLET #3_000189.LAB	3/10/2020	10:05	6.96	3.65	0.10	1.17	0.00	-4.29	150.16	1.00	
INLET #3_000190.LAB	3/10/2020	10:06	6.77	3.50	0.10	1.18	0.00	-4.68	150.15	1.00	
INLET #3_000191.LAB	3/10/2020	10:07	7.07	3.55	0.10	1.18	0.00	-4.37	150.15	1.00	
INLET #3_000192.LAB	3/10/2020	10:08	6.44	3.52	0.10	1.21	0.00	-4.31	150.16	1.00	
INLET #3_000193.LAB	3/10/2020	10:09	8.95	2.59	0.11	1.31	0.00	-3.83	150.15	1.00	
INLET #3_000194.LAB	3/10/2020	10:10	8.54	2.68	0.11	1.31	0.00	-3.62	150.14	1.00	
INLET #3_000195.LAB	3/10/2020	10:11	8.55	2.88	0.11	1.31	0.00	-3.41	150.14	1.00	
INLET #3_000196.LAB	3/10/2020	10:12	8.97	2.89	0.11	1.32	0.00	-3.52	150.14	1.00	
INLET #3_000197.LAB	3/10/2020	10:13	9.30	2.80	0.11	1.30	0.00	-4.01	150.16	1.00	
INLET #3_000198.LAB	3/10/2020	10:14	9.35	2.97	0.11	1.29	0.00	-3.82	150.16	1.00	
INLET #3_000199.LAB	3/10/2020	10:15	9.44	2.95	0.10	1.28	0.00	-4.15	150.14	1.00	
INLET #3_000200.LAB	3/10/2020	10:16	9.40	2.78	0.11	1.28	0.00	-4.17	150.16	1.01	
INLET #3_000201.LAB	3/10/2020	10:17	9.25	2.86	0.10	1.27	0.00	-3.91	150.16	1.01	
INLET #3_000202.LAB	3/10/2020	10:18	9.48	3.04	0.11	1.27	0.00	-3.85	150.15	1.01	
INLET #3_000203.LAB	3/10/2020	10:19	9.12	3.15	0.11	1.24	0.00	-3.78	150.15	1.01	
INLET #3_000204.LAB	3/10/2020	10:20	9.03	2.92	0.11	1.24	0.00	-3.76	150.15	1.01	
INLET #3_000205.LAB	3/10/2020	10:21	8.77	2.97	0.11	1.24	0.00	-3.74	150.16	1.01	
INLET #3_000206.LAB	3/10/2020	10:22	8.58	3.15	0.10	1.24	0.00	-3.63	150.16	1.01	
INLET #3_000207.LAB	3/10/2020	10:23	8.40	3.10	0.11	1.24	0.00	-3.64	150.16	1.01	
INLET #3_000208.LAB	3/10/2020	10:24	7.97	2.93	0.10	1.23	0.00	-3.73	150.14	1.01	
INLET #3_000209.LAB	3/10/2020	10:25	8.62	2.89	0.10	1.22	0.00	-3.98	150.14	1.01	
INLET #3_000210.LAB	3/10/2020	10:26	8.78	2.85	0.10	1.22	0.00	-4.09	150.15	1.01	
INLET #3_000211.LAB	3/10/2020	10:27	8.62	2.99	0.11	1.22	0.00	-4.40	150.16	1.01	
INLET #3_000212.LAB	3/10/2020	10:28	8.48	3.07	0.10	1.22	0.00	-4.18	150.16	1.01	
INLET #3_000213.LAB	3/10/2020	10:29	8.64	3.06	0.10	1.22	0.00	-4.28	150.16	1.01	
INLET #3_000214.LAB	3/10/2020	10:30	8.53	2.78	0.10	1.22	0.00	-4.04	150.16	1.01	
INLET #3_000215.LAB	3/10/2020	10:31	8.80	2.99	0.10	1.21	0.00	-4.02	150.15	1.01	
INLET #3_000216.LAB	3/10/2020	10:32	8.81	2.86	0.11	1.21	0.00	-4.08	150.15	1.01	
INLET #3_000217.LAB	3/10/2020	10:33	8.46	2.95	0.11	1.21	0.00	-4.20	150.16	1.01	
INLET #3_000218.LAB	3/10/2020	10:34	8.01	2.57	0.10	1.19	0.00	-4.04	150.14	1.01	
INLET #3_000219.LAB	3/10/2020	10:35	7.98	2.89	0.10	1.18	0.00	-3.98	150.15	1.01	
INLET #3_000220.LAB	3/10/2020	10:36	7.76	3.36	0.10	1.08	0.00	-4.85	150.16	1.01	
INLET #3_000221.LAB	3/10/2020	10:37	8.21	3.67	0.10	1.07	0.00	-4.88	150.14	1.01	
INLET #3_000222.LAB	3/10/2020	10:38	7.98	3.41	0.10	1.07	0.00	-4.72	150.15	1.01	
INLET #3_000223.LAB	3/10/2020	10:39	7.89	3.43	0.10	1.08	0.00	-4.56	150.17	1.01	
INLET #3_000224.LAB	3/10/2020	10:40	7.82	3.47	0.10	1.08	0.00	-4.91	150.15	1.01	
INLET #3_000225.LAB	3/10/2020	10:41	7.93	3.47	0.10	1.08	0.00	-4.87	150.17	1.01	
INLET #3_000226.LAB	3/10/2020	10:42	8.35	3.65	0.10	1.08	0.00	-4.71	150.16	1.01	
INLET #3_000227.LAB	3/10/2020	10:43	8.19	3.69	0.10	1.07	0.00	-4.80	150.16	1.01	
INLET #3_000228.LAB	3/10/2020	10:44	7.52	3.65	0.10	1.08	0.00	-4.98	150.16	1.01	

Spectrum	Date	Time	Ethylene o›	METHANE l	CO2% 150C	H2O% 150C	SULFUR HE:	ETHYLENE 1	Temp (C)	Pressure (A	Comments
INLET #3_000229.LAB	3/10/2020	10:45	6.97	3.71	0.10	1.09	0.00	-4.92	150.15	1.01	
INLET #3_000230.LAB	3/10/2020	10:46	7.18	3.58	0.10	1.10	0.00	-5.11	150.16	1.01	
INLET #3_000231.LAB	3/10/2020	10:47	7.52	3.63	0.10	1.11	0.00	-4.89	150.15	1.01	
INLET #3_000232.LAB	3/10/2020	10:48	7.39	3.72	0.10	1.11	0.00	-5.35	150.15	1.01	
INLET #3_000233.LAB	3/10/2020	10:49	7.30	3.67	0.10	1.11	0.00	-5.40	150.16	1.01	
INLET #3_000234.LAB	3/10/2020	10:50	7.46	3.55	0.10	1.12	0.00	-5.24	150.15	1.01	
INLET #3_000235.LAB	3/10/2020	10:51	7.34	3.72	0.10	1.11	0.00	-5.23	150.15	1.01	
INLET #3_000236.LAB	3/10/2020	10:52	7.63	3.67	0.10	1.10	0.00	-5.37	150.16	1.01	
INLET #3_000237.LAB	3/10/2020	10:53	7.61	3.64	0.10	1.10	0.00	-5.05	150.15	1.01	
INLET #3_000238.LAB	3/10/2020	10:54	7.15	3.65	0.10	1.10	0.00	-5.28	150.15	1.01	
INLET #3_000239.LAB	3/10/2020	10:55	7.09	3.82	0.10	1.11	0.00	-5.47	150.14	1.01	
INLET #3_000240.LAB	3/10/2020	10:56	7.25	3.68	0.10	1.12	0.00	-5.35	150.15	1.01	
INLET #3_000241.LAB	3/10/2020	10:57	7.53	3.59	0.10	1.12	0.00	-5.18	150.14	1.01	
INLET #3_000242.LAB	3/10/2020	10:58	7.26	3.79	0.10	1.12	0.00	-5.10	150.16	1.01	
INLET #3_000243.LAB	3/10/2020	10:59	6.95	3.67	0.10	1.12	0.00	-4.97	150.15	1.01	
INLET #3_000244.LAB	3/10/2020	11:00	6.96	3.60	0.10	1.14	0.00	-5.34	150.15	1.01	
INLET #3_000245.LAB	3/10/2020	11:01	6.88	3.77	0.10	1.14	0.00	-5.44	150.16	1.01	
INLET #3_000246.LAB	3/10/2020	11:02	6.77	3.49	0.10	1.14	0.00	-5.50	150.15	1.01	
INLET #3_000247.LAB	3/10/2020	11:03	6.78	3.76	0.10	1.13	0.00	-5.33	150.16	1.01	
INLET #3_000248.LAB	3/10/2020	11:04	6.91	3.82	0.10	1.13	0.00	-5.56	150.15	1.01	
INLET #3_000249.LAB	3/10/2020	11:05	6.78	3.74	0.10	1.13	0.00	-5.42	150.13	1.01	
INLET #3_000250.LAB	3/10/2020	11:06	7.04	3.73	0.10	1.14	0.00	-5.56	150.15	1.01	
INLET #3_000251.LAB	3/10/2020	11:07	6.94	3.79	0.10	1.13	0.00	-5.41	150.15	1.01	
INLET #3_000252.LAB	3/10/2020	11:08	7.04	3.59	0.10	1.15	0.00	-5.37	150.16	1.01	
INLET #3_000253.LAB	3/10/2020	11:09	6.40	3.64	0.10	1.17	0.00	-5.41	150.15	1.01	
INLET #3_000254.LAB	3/10/2020	11:10	5.17	3.59	0.10	1.19	0.00	-5.60	150.15	1.01	
INLET #3_000255.LAB	3/10/2020	11:11	8.02	2.74	0.10	1.31	0.00	-5.13	150.16	1.01	
INLET #3_000256.LAB	3/10/2020	11:12	7.89	2.95	0.10	1.30	0.00	-4.86	150.16	1.01	
INLET #3_000257.LAB	3/10/2020	11:13	8.36	3.19	0.10	1.29	0.00	-4.99	150.16	1.01	
INLET #3_000258.LAB	3/10/2020	11:14	8.48	2.85	0.10	1.31	0.00	-5.14	150.16	1.01	
INLET #3_000259.LAB	3/10/2020	11:15	8.45	2.87	0.10	1.30	0.00	-5.02	150.16	1.01	
INLET #3_000260.LAB	3/10/2020	11:16	8.48	2.89	0.10	1.29	0.00	-4.95	150.18	1.01	
INLET #3_000261.LAB	3/10/2020	11:17	8.68	2.98	0.10	1.27	0.00	-5.17	150.16	1.01	
INLET #3_000262.LAB	3/10/2020	11:18	8.32	2.99	0.10	1.27	0.00	-5.08	150.17	1.01	
INLET #3_000263.LAB	3/10/2020	11:19	8.35	2.96	0.10	1.26	0.00	-4.94	150.17	1.01	
INLET #3_000264.LAB	3/10/2020	11:20	8.47	3.06	0.10	1.25	0.00	-5.13	150.18	1.01	
INLET #3_000265.LAB	3/10/2020	11:21	8.59	2.81	0.10	1.32	0.00	-4.78	150.18	1.01	
INLET #3_000266.LAB	3/10/2020	11:22	8.07	2.87	0.10	1.38	0.00	-4.66	150.17	1.01	
INLET #3_000267.LAB	3/10/2020	11:23	8.22	2.60	0.10	1.47	0.00	-4.84	150.17	1.01	
INLET #3_000268.LAB	3/10/2020	11:24	8.72	2.77	0.10	1.52	0.00	-6.03	150.17	1.01	
INLET #3_000269.LAB	3/10/2020	11:25	8.95	2.50	0.10	1.53	0.00	-5.85	150.17	1.01	
INLET #3_000270.LAB	3/10/2020	11:26	9.44	2.86	0.10	1.54	0.00	-5.69	150.17	1.01	
INLET #3_000271.LAB	3/10/2020	11:27	9.39	2.97	0.10	1.56	0.00	-5.43	150.17	1.01	
INLET #3_000272.LAB	3/10/2020	11:28	9.60	2.85	0.10	1.57	0.00	-5.58	150.16	1.01	
INLET #3_000273.LAB	3/10/2020	11:29	9.56	2.87	0.10	1.59	0.00	-5.76	150.17	1.01	
INLET #3_000274.LAB	3/10/2020	11:30	9.34	2.95	0.10	1.60	0.00	-5.85	150.16	1.01	
INLET #3_000275.LAB	3/10/2020	11:31	9.42	2.60	0.10	1.56	0.00	-5.76	150.16	1.01	
INLET #3_000276.LAB	3/10/2020	11:32	9.68	2.53	0.10	1.53	0.00	-5.79	150.16	1.01	
INLET #3_000277.LAB	3/10/2020	11:33	9.00	2.38	0.10	1.48	0.00	-5.74	150.16	1.01	
INLET #3_000278.LAB	3/10/2020	11:34	8.31	2.65	0.10	1.44	0.00	-5.75	150.16	1.01	
INLET #3_000279.LAB	3/10/2020	11:35	8.52	2.71	0.10	1.42	0.00	-5.66	150.17	1.01	
INLET #3_000280.LAB	3/10/2020	11:36	8.78	2.78	0.10	1.43	0.00	-5.61	150.16	1.01	
INLET #3_000281.LAB	3/10/2020	11:37	8.77	2.76	0.10	1.45	0.00	-5.79	150.16	1.01	
INLET #3_000282.LAB	3/10/2020	11:38	8.72	2.77	0.10	1.43	0.00	-5.70	150.16	1.01	
INLET #3_000283.LAB	3/10/2020	11:39	8.51	2.69	0.10	1.43	0.00	-5.61	150.16	1.01	
INLET #3_000284.LAB	3/10/2020	11:40	8.90	2.73	0.10	1.42	0.00	-5.67	150.17	1.01	
INLET #3_000285.LAB	3/10/2020	11:41	9.01	2.70	0.10	1.44	0.00	-5.84	150.16	1.01	
INLET #3_000286.LAB	3/10/2020	11:42	8.96	2.73	0.10	1.44	0.00	-6.03	150.17	1.01	
INLET #3_000287.LAB	3/10/2020	11:43	9.06	2.70	0.10	1.43	0.00	-5.76	150.17	1.01	
INLET #3_000288.LAB	3/10/2020	11:44	8.50	2.27	0.10	1.45	0.00	-5.79	150.16	1.01	
INLET #3_000289.LAB	3/10/2020	11:45	8.29	2.45	0.10	1.46	0.00	-5.80	150.18	1.01	
INLET #3_000290.LAB	3/10/2020	11:46	8.29	2.76	0.10	1.43	0.00	-5.84	150.15	1.01	
INLET #3_000291.LAB	3/10/2020	11:47	8.45	2.96	0.10	1.42	0.00	-5.75	150.16	1.01	
INLET #3_000292.LAB	3/10/2020	11:48	8.88	2.53	0.10	1.40	0.00	-5.61	150.16	1.01	
INLET #3_000293.LAB	3/10/2020	11:49	8.55	2.85	0.10	1.38	0.00	-5.77	150.16	1.01	
INLET #3_000294.LAB	3/10/2020	11:50	8.86	2.77	0.10	1.41	0.00	-5.92	150.16	1.01	
INLET #3_000295.LAB	3/10/2020	11:51	9.38	2.54	0.10	1.47	0.00	-5.84	150.16	1.01	
INLET #3_000296.LAB	3/10/2020	11:52	9.13	2.63	0.10	1.51	0.00	-5.94	150.16	1.01	
INLET #3_000297.LAB	3/10/2020	11:53	9.18	2.47	0.10	1.51	0.00	-6.22	150.16	1.01	
INLET #3_000298.LAB	3/10/2020	11:54	9.35	2.70	0.10	1.51	0.00	-6.04	150.15	1.01	
INLET #3_000299.LAB	3/10/2020	11:55	9.35	2.70	0.10	1.53	0.00	-6.23	150.15	1.01	
INLET #3_000300.LAB	3/10/2020	11:56	9.52	2.73	0.10	1.51	0.00	-6.11	150.14	1.01	
INLET #3_000301.LAB	3/10/2020	11:57	9.28	2.51	0.10	1.49	0.00	-6.24	150.16	1.01	
INLET #3_000302.LAB	3/10/2020	11:58	8.85	2.84	0.10	1.48	0.00	-6.35	150.15	1.01	
INLET #3_000303.LAB	3/10/2020	11:59	8.49	2.72	0.10	1.49	0.00	-6.45	150.16	1.01	
INLET #3_000304.LAB	3/10/2020	12:00	9.02	2.89	0.10	1.48	0.00	-6.50	150.16	1.01	

Spectrum	Date	Time	Ethylene o›	METHANE I	CO2% 150C	H2O% 150C	SULFUR HE:	ETHYLENE 1	Temp (C)	Pressure (A	Comments
INLET #3_000305.LAB	3/10/2020	12:01	8.79	2.89	0.10	1.47	0.00	-6.69	150.14	1.01	
INLET #3_000306.LAB	3/10/2020	12:02	8.92	2.67	0.10	1.46	0.00	-6.57	150.14	1.01	
INLET #3_000307.LAB	3/10/2020	12:03	8.68	2.74	0.10	1.46	0.00	-6.64	150.15	1.01	
INLET #3_000308.LAB	3/10/2020	12:04	8.45	2.70	0.10	1.47	0.00	-6.95	150.16	1.01	
INLET #3_000309.LAB	3/10/2020	12:05	8.46	2.79	0.10	1.49	0.00	-7.09	150.16	1.01	
INLET #3_000310.LAB	3/10/2020	12:06	8.65	2.79	0.10	1.50	0.00	-7.24	150.16	1.01	
INLET #3_000311.LAB	3/10/2020	12:07	8.42	2.78	0.10	1.50	0.00	-7.39	150.16	1.01	
INLET #3_000312.LAB	3/10/2020	12:08	7.98	2.69	0.10	1.51	0.00	-7.44	150.15	1.01	
INLET #3_000313.LAB	3/10/2020	12:09	8.09	2.67	0.10	1.53	0.00	-7.43	150.15	1.01	
INLET #3_000314.LAB	3/10/2020	12:10	8.19	2.40	0.10	1.56	0.00	-7.72	150.16	1.01	
INLET #3_000315.LAB	3/10/2020	12:11	9.15	2.60	0.10	1.59	0.00	-8.24	150.17	1.01	
INLET #3_000316.LAB	3/10/2020	12:12	9.29	2.47	0.10	1.57	0.00	-8.66	150.16	1.01	
INLET #3_000317.LAB	3/10/2020	12:13	9.08	2.78	0.10	1.55	0.00	-8.69	150.13	1.01	
INLET #3_000318.LAB	3/10/2020	12:14	9.20	2.61	0.10	1.49	0.00	-9.22	150.14	1.01	
INLET #3_000319.LAB	3/10/2020	12:15	9.30	2.67	0.10	1.48	0.00	-9.50	150.16	1.01	
INLET #3_000320.LAB	3/10/2020	12:16	9.03	2.59	0.10	1.48	0.00	-9.67	150.16	1.01	
INLET #3_000321.LAB	3/10/2020	12:17	9.33	2.81	0.10	1.48	0.00	-9.98	150.17	1.01	
INLET #3_000322.LAB	3/10/2020	12:18	9.09	2.78	0.10	1.47	0.00	-10.28	150.17	1.01	
INLET #3_000323.LAB	3/10/2020	12:19	8.54	2.61	0.10	1.47	0.00	-10.44	150.17	1.01	
INLET #3_000324.LAB	3/10/2020	12:20	8.84	2.89	0.10	1.50	0.00	-10.84	150.16	1.01	
INLET #3_000325.LAB	3/10/2020	12:21	9.02	2.82	0.10	1.47	0.00	-11.22	150.16	1.01	
INLET #3_000326.LAB	3/10/2020	12:22	9.36	2.79	0.10	1.45	0.00	-11.32	150.16	1.01	
INLET #3_000327.LAB	3/10/2020	12:23	8.99	2.97	0.10	1.41	0.00	-11.32	150.16	1.01	
INLET #3_000328.LAB	3/10/2020	12:24	8.76	2.86	0.10	1.37	0.00	-11.24	150.17	1.01	
INLET #3_000329.LAB	3/10/2020	12:25	8.64	2.72	0.10	1.36	0.00	-11.34	150.16	1.01	
INLET #3_000330.LAB	3/10/2020	12:26	8.36	2.66	0.10	1.34	0.00	-11.18	150.17	1.01	
INLET #3_000331.LAB	3/10/2020	12:27	8.40	2.80	0.10	1.31	0.00	-10.98	150.17	1.01	
INLET #3_000332.LAB	3/10/2020	12:28	8.10	2.81	0.10	1.30	0.00	-10.65	150.16	1.01	
INLET #3_000333.LAB	3/10/2020	12:29	7.74	2.63	0.10	1.32	0.00	-10.55	150.17	1.01	
INLET #3_000334.LAB	3/10/2020	12:30	8.03	3.04	0.10	1.35	0.00	-10.59	150.17	1.01	
INLET #3_000335.LAB	3/10/2020	12:31	8.27	2.94	0.10	1.35	0.00	-10.22	150.15	1.01	
INLET #3_000336.LAB	3/10/2020	12:32	8.51	3.10	0.10	1.37	0.00	-10.20	150.17	1.01	
INLET #3_000337.LAB	3/10/2020	12:33	8.95	3.11	0.10	1.34	0.00	-10.19	150.15	1.01	
INLET #3_000338.LAB	3/10/2020	12:34	8.64	2.98	0.10	1.34	0.00	-10.32	150.16	1.01	
INLET #3_000339.LAB	3/10/2020	12:35	8.38	2.89	0.10	1.33	0.00	-9.97	150.16	1.01	
INLET #3_000340.LAB	3/10/2020	12:36	8.37	2.93	0.10	1.34	0.00	-9.99	150.16	1.01	
INLET #3_000341.LAB	3/10/2020	12:37	8.53	3.04	0.10	1.35	0.00	-10.19	150.16	1.01	
INLET #3_000342.LAB	3/10/2020	12:38	8.82	2.97	0.10	1.31	0.00	-9.97	150.16	1.01	
INLET #3_000343.LAB	3/10/2020	12:39	8.88	2.83	0.10	1.31	0.00	-9.99	150.15	1.01	
INLET #3_000344.LAB	3/10/2020	12:40	8.60	3.04	0.10	1.32	0.00	-10.12	150.17	1.01	
INLET #3_000345.LAB	3/10/2020	12:41	8.56	3.05	0.10	1.32	0.00	-10.20	150.16	1.01	
INLET #3_000346.LAB	3/10/2020	12:42	8.52	3.01	0.10	1.31	0.00	-10.03	150.16	1.01	
INLET #3_000347.LAB	3/10/2020	12:43	8.44	2.85	0.10	1.31	0.00	-10.22	150.17	1.01	
INLET #3_000348.LAB	3/10/2020	12:44	8.54	3.03	0.10	1.31	0.00	-10.23	150.17	1.01	
INLET #3_000349.LAB	3/10/2020	12:45	8.29	3.18	0.10	1.31	0.00	-10.43	150.17	1.01	
INLET #3_000350.LAB	3/10/2020	12:46	7.75	3.01	0.10	1.31	0.00	-10.45	150.17	1.01	
INLET #3_000351.LAB	3/10/2020	12:47	7.29	2.81	0.10	1.33	0.00	-11.19	150.17	1.01	
INLET #3_000352.LAB	3/10/2020	12:48	7.43	2.75	0.11	1.32	0.00	-11.26	150.16	1.01	
INLET #3_000353.LAB	3/10/2020	12:49	7.81	3.00	0.10	1.31	0.00	-10.86	150.17	1.01	
INLET #3_000354.LAB	3/10/2020	12:50	7.97	3.10	0.10	1.31	0.00	-10.83	150.16	1.01	
INLET #3_000355.LAB	3/10/2020	12:51	7.89	2.99	0.10	1.31	0.00	-10.76	150.17	1.01	
INLET #3_000356.LAB	3/10/2020	12:52	8.09	3.01	0.10	1.33	0.00	-10.93	150.17	1.01	
INLET #3_000357.LAB	3/10/2020	12:53	8.01	2.86	0.10	1.31	0.00	-10.59	150.17	1.01	
INLET #3_000358.LAB	3/10/2020	12:54	8.22	2.92	0.10	1.29	0.00	-10.14	150.18	1.01	
INLET #3_000359.LAB	3/10/2020	12:55	8.09	2.64	0.10	1.28	0.00	-9.91	150.16	1.01	
INLET #3_000360.LAB	3/10/2020	12:56	7.71	2.63	0.10	1.27	0.00	-9.52	150.19	1.01	
INLET #3_000361.LAB	3/10/2020	12:57	7.08	2.91	0.10	1.26	0.00	-9.32	150.16	1.01	
INLET #3_000362.LAB	3/10/2020	12:58	6.79	2.79	0.10	1.25	0.00	-9.04	150.16	1.01	
INLET #3_000363.LAB	3/10/2020	12:59	6.97	2.70	0.10	1.24	0.00	-8.79	150.18	1.01	
INLET #3_000364.LAB	3/10/2020	13:00	6.99	2.77	0.10	1.24	0.00	-8.83	150.18	1.01	
INLET #3_000365.LAB	3/10/2020	13:01	7.27	2.72	0.10	1.24	0.00	-8.87	150.16	1.01	
INLET #3_000366.LAB	3/10/2020	13:02	7.20	2.70	0.10	1.24	0.00	-8.81	150.17	1.01	
INLET #3_000367.LAB	3/10/2020	13:03	7.14	2.98	0.10	1.24	0.00	-8.55	150.17	1.01	
INLET #3_000368.LAB	3/10/2020	13:04	7.29	2.93	0.10	1.23	0.00	-8.65	150.17	1.01	
INLET #3_000369.LAB	3/10/2020	13:05	7.20	2.83	0.10	1.21	0.00	-8.54	150.18	1.01	
INLET #3_000370.LAB	3/10/2020	13:06	7.38	2.94	0.10	1.22	0.00	-8.24	150.18	1.01	
INLET #3_000371.LAB	3/10/2020	13:07	7.35	2.70	0.10	1.21	0.00	-8.21	150.18	1.01	
INLET #3_000372.LAB	3/10/2020	13:08	7.03	2.66	0.09	1.21	0.00	-8.17	150.16	1.01	
INLET #3_000373.LAB	3/10/2020	13:09	6.40	2.68	0.09	1.21	0.00	-7.93	150.16	1.01	
INLET #3_000374.LAB	3/10/2020	13:10	6.29	2.88	0.09	1.20	0.00	-7.96	150.17	1.01	
INLET #3_000375.LAB	3/10/2020	13:11	6.88	2.61	0.09	1.21	0.00	-7.67	150.17	1.01	
INLET #3_000376.LAB	3/10/2020	13:12	7.31	2.67	0.09	1.20	0.00	-7.85	150.16	1.01	
INLET #3_000377.LAB	3/10/2020	13:13	6.86	2.73	0.09	1.20	0.00	-7.72	150.16	1.01	
INLET #3_000378.LAB	3/10/2020	13:14	6.60	2.72	0.09	1.20	0.00	-7.80	150.16	1.01	
INLET #3_000379.LAB	3/10/2020	13:15	6.57	2.55	0.09	1.20	0.00	-7.63	150.17	1.01	
INLET #3_000380.LAB	3/10/2020	13:16	6.48	2.82	0.09	1.20	0.00	-7.92	150.16	1.01	

Spectrum	Date	Time	Ethylene o›	METHANE I	CO2% 150C	H2O% 150C	SULFUR HE:	ETHYLENE 1	Temp (C)	Pressure (A	Comments
INLET #3_000381.LAB	3/10/2020	13:17	6.47	2.74	0.09	1.20	0.00	-7.75	150.17	1.01	
INLET #3_000382.LAB	3/10/2020	13:18	6.87	2.74	0.09	1.20	0.00	-7.73	150.16	1.01	
INLET #3_000383.LAB	3/10/2020	13:19	6.59	2.95	0.09	1.20	0.00	-7.76	150.17	1.01	
INLET #3_000384.LAB	3/10/2020	13:20	6.23	2.80	0.09	1.20	0.00	-7.86	150.17	1.01	
INLET #3_000385.LAB	3/10/2020	13:21	5.87	2.65	0.09	1.20	0.00	-8.04	150.16	1.01	
INLET #3_000386.LAB	3/10/2020	13:22	6.37	2.89	0.09	1.18	0.00	-8.01	150.18	1.01	
INLET #3_000387.LAB	3/10/2020	13:23	5.40	3.31	0.09	1.10	0.00	-8.63	150.17	1.01	
INLET #3_000388.LAB	3/10/2020	13:24	5.34	3.61	0.09	1.09	0.00	-8.54	150.16	1.01	
INLET #3_000389.LAB	3/10/2020	13:25	5.19	3.57	0.09	1.09	0.00	-8.68	150.17	1.01	
INLET #3_000390.LAB	3/10/2020	13:26	5.39	3.56	0.09	1.08	0.00	-8.59	150.17	1.01	
INLET #3_000391.LAB	3/10/2020	13:27	5.54	3.48	0.09	1.08	0.00	-8.38	150.16	1.01	
INLET #3_000392.LAB	3/10/2020	13:28	5.69	3.66	0.09	1.08	0.00	-8.54	150.18	1.01	
INLET #3_000393.LAB	3/10/2020	13:29	4.99	3.59	0.09	1.09	0.00	-8.47	150.17	1.01	
INLET #3_000394.LAB	3/10/2020	13:30	5.28	3.30	0.09	1.09	0.00	-8.53	150.17	1.01	
INLET #3_000395.LAB	3/10/2020	13:31	5.03	3.45	0.09	1.08	0.00	-8.63	150.17	1.01	
INLET #3_000396.LAB	3/10/2020	13:32	5.49	3.38	0.09	1.08	0.00	-8.74	150.16	1.01	
INLET #3_000397.LAB	3/10/2020	13:33	5.92	3.42	0.09	1.08	0.00	-8.80	150.16	1.01	
INLET #3_000398.LAB	3/10/2020	13:34	5.81	3.70	0.09	1.07	0.00	-8.90	150.17	1.01	
INLET #3_000399.LAB	3/10/2020	13:35	5.72	3.63	0.09	1.07	0.00	-8.92	150.17	1.01	
INLET #3_000400.LAB	3/10/2020	13:36	5.98	3.97	0.09	1.07	0.00	-9.14	150.17	1.01	
INLET #3_000401.LAB	3/10/2020	13:37	6.23	3.60	0.09	1.06	0.00	-9.01	150.17	1.01	
INLET #3_000402.LAB	3/10/2020	13:38	5.94	3.78	0.09	1.07	0.00	-9.03	150.16	1.01	
INLET #3_000403.LAB	3/10/2020	13:39	5.65	3.77	0.09	1.07	0.00	-9.01	150.17	1.01	
INLET #3_000404.LAB	3/10/2020	13:40	5.59	3.72	0.09	1.07	0.00	-8.98	150.16	1.01	
INLET #3_000405.LAB	3/10/2020	13:41	5.75	3.71	0.09	1.07	0.00	-9.01	150.17	1.01	
INLET #3_000406.LAB	3/10/2020	13:42	6.37	3.94	0.09	1.06	0.00	-9.07	150.16	1.01	
INLET #3_000407.LAB	3/10/2020	13:43	6.42	3.80	0.09	1.06	0.00	-9.09	150.16	1.01	
INLET #3_000408.LAB	3/10/2020	13:44	6.44	4.07	0.09	1.04	0.00	-9.07	150.17	1.01	
INLET #3_000409.LAB	3/10/2020	13:45	6.26	3.85	0.09	1.06	0.00	-8.80	150.17	1.01	
INLET #3_000410.LAB	3/10/2020	13:46	6.53	3.62	0.09	1.05	0.00	-8.85	150.17	1.01	
INLET #3_000411.LAB	3/10/2020	13:47	6.66	3.73	0.09	1.03	0.00	-9.01	150.17	1.01	
INLET #3_000412.LAB	3/10/2020	13:48	6.38	3.62	0.09	1.04	0.00	-8.86	150.17	1.01	
INLET #3_000413.LAB	3/10/2020	13:49	6.21	3.77	0.09	1.04	0.00	-8.85	150.20	1.01	
INLET #3_000414.LAB	3/10/2020	13:50	5.69	3.72	0.09	1.03	0.00	-8.93	150.17	1.01	
INLET #3_000415.LAB	3/10/2020	13:51	5.86	3.69	0.09	1.02	0.00	-9.06	150.17	1.01	
INLET #3_000416.LAB	3/10/2020	13:52	6.41	3.80	0.09	1.02	0.00	-9.26	150.17	1.01	
INLET #3_000417.LAB	3/10/2020	13:53	6.64	3.75	0.09	1.03	0.00	-9.04	150.15	1.01	
INLET #3_000418.LAB	3/10/2020	13:54	6.46	3.75	0.09	1.02	0.00	-8.92	150.15	1.01	
INLET #3_000419.LAB	3/10/2020	13:55	6.06	3.80	0.09	1.03	0.00	-8.93	150.15	1.01	
INLET #3_000420.LAB	3/10/2020	13:56	6.37	3.55	0.09	1.04	0.00	-8.97	150.14	1.01	
INLET #3_000421.LAB	3/10/2020	13:57	6.44	3.60	0.09	1.03	0.00	-9.06	150.16	1.01	
INLET #3_000422.LAB	3/10/2020	13:58	7.03	3.54	0.09	1.02	0.00	-8.93	150.15	1.01	
INLET #3_000423.LAB	3/10/2020	13:59	7.22	3.78	0.09	1.04	0.00	-8.88	150.15	1.01	
INLET #3_000424.LAB	3/10/2020	14:00	6.93	3.69	0.09	1.04	0.00	-8.84	150.16	1.01	
INLET #3_000425.LAB	3/10/2020	14:01	6.93	3.89	0.09	1.05	0.00	-8.99	150.16	1.01	
INLET #3_000426.LAB	3/10/2020	14:02	7.36	4.12	0.09	1.04	0.00	-9.23	150.17	1.01	
INLET #3_000427.LAB	3/10/2020	14:03	7.63	3.86	0.09	1.05	0.00	-9.07	150.17	1.01	
INLET #3_000428.LAB	3/10/2020	14:04	8.00	3.82	0.09	1.05	0.00	-8.98	150.16	1.01	
INLET #3_000429.LAB	3/10/2020	14:05	8.21	3.89	0.09	1.05	0.00	-9.20	150.17	1.01	
INLET #3_000430.LAB	3/10/2020	14:06	8.10	3.85	0.09	1.06	0.00	-9.36	150.17	1.01	
INLET #3_000431.LAB	3/10/2020	14:07	8.48	3.91	0.09	1.04	0.00	-9.27	150.16	1.01	
INLET #3_000432.LAB	3/10/2020	14:08	8.42	4.05	0.09	1.04	0.00	-9.39	150.16	1.01	
INLET #3_000433.LAB	3/10/2020	14:09	8.55	3.95	0.09	1.05	0.00	-9.44	150.17	1.01	
INLET #3_000434.LAB	3/10/2020	14:10	9.11	4.00	0.09	1.04	0.00	-9.58	150.17	1.01	
INLET #3_000435.LAB	3/10/2020	14:11	9.94	4.14	0.09	1.04	0.00	-9.65	150.16	1.01	
INLET #3_000436.LAB	3/10/2020	14:12	9.81	4.02	0.09	1.03	0.00	-9.54	150.17	1.01	
INLET #3_000437.LAB	3/10/2020	14:13	9.16	4.13	0.10	1.03	0.00	-9.26	150.17	1.01	
INLET #3_000438.LAB	3/10/2020	14:14	9.53	3.89	0.10	1.03	0.00	-9.33	150.17	1.01	
INLET #3_000439.LAB	3/10/2020	14:15	10.61	4.00	0.10	1.04	0.00	-9.43	150.16	1.01	
INLET #3_000440.LAB	3/10/2020	14:16	10.94	3.92	0.10	1.04	0.00	-9.18	150.17	1.01	
INLET #3_000441.LAB	3/10/2020	14:17	11.36	3.81	0.10	1.06	0.00	-9.41	150.17	1.01	
INLET #3_000442.LAB	3/10/2020	14:18	12.31	3.88	0.10	1.05	0.00	-9.63	150.16	1.01	
INLET #3_000443.LAB	3/10/2020	14:19	13.54	3.76	0.10	1.05	0.00	-9.46	150.15	1.01	
INLET #3_000444.LAB	3/10/2020	14:20	14.96	3.86	0.10	1.03	0.00	-9.64	150.16	1.01	
INLET #3_000445.LAB	3/10/2020	14:21	16.53	3.56	0.10	1.03	0.00	-9.48	150.18	1.01	
INLET #3_000446.LAB	3/10/2020	14:22	15.86	3.95	0.10	1.04	0.00	-9.64	150.17	1.01	
INLET #3_000447.LAB	3/10/2020	14:23	16.18	3.62	0.10	1.04	0.00	-9.51	150.17	1.01	
INLET #3_000448.LAB	3/10/2020	14:24	17.25	3.96	0.10	1.03	0.00	-9.63	150.17	1.01	
INLET #3_000449.LAB	3/10/2020	14:25	17.56	3.97	0.10	1.04	0.00	-9.55	150.16	1.01	
INLET #3_000450.LAB	3/10/2020	14:26	18.36	3.78	0.10	1.05	0.00	-9.63	150.16	1.01	
INLET #3_000451.LAB	3/10/2020	14:27	20.41	3.82	0.10	1.05	0.00	-9.75	150.16	1.01	
INLET #3_000452.LAB	3/10/2020	14:28	18.81	3.81	0.10	1.05	0.00	-9.56	150.17	1.01	
INLET #3_000453.LAB	3/10/2020	14:29	18.41	4.07	0.10	1.05	0.00	-9.76	150.17	1.01	
INLET #3_000454.LAB	3/10/2020	14:30	19.28	4.02	0.10	1.03	0.00	-9.74	150.17	1.01	
INLET #3_000455.LAB	3/10/2020	14:31	19.91	4.05	0.10	1.04	0.00	-9.93	150.16	1.01	
INLET #3_000456.LAB	3/10/2020	14:32	20.39	4.05	0.10	1.04	0.00	-9.95	150.16	1.01	

Spectrum	Date	Time	Ethylene o›	METHANE I	CO2% 150C	H2O% 150C	SULFUR HE:	ETHYLENE 1	Temp (C)	Pressure (A	Comments
INLET #3_000457.LAB	3/10/2020	14:33	19.99	3.74	0.10	1.05	0.00	-10.00	150.16	1.01	
INLET #3_000458.LAB	3/10/2020	14:34	20.13	3.87	0.10	1.04	0.00	-10.00	150.16	1.01	
INLET #3_000459.LAB	3/10/2020	14:35	20.23	3.84	0.10	1.04	0.00	-10.26	150.15	1.01	
INLET #3_000460.LAB	3/10/2020	14:36	20.51	3.93	0.10	1.04	0.00	-10.31	150.16	1.01	
INLET #3_000461.LAB	3/10/2020	14:37	21.87	3.92	0.10	1.03	0.00	-10.31	150.16	1.01	
INLET #3_000462.LAB	3/10/2020	14:38	23.03	3.88	0.10	1.05	0.00	-10.19	150.17	1.01	
INLET #3_000463.LAB	3/10/2020	14:39	23.49	3.90	0.10	1.05	0.00	-10.17	150.17	1.01	
INLET #3_000464.LAB	3/10/2020	14:40	24.62	3.91	0.10	1.03	0.00	-10.26	150.17	1.01	
INLET #3_000465.LAB	3/10/2020	14:41	25.57	3.98	0.10	1.03	0.00	-10.32	150.15	1.01	
INLET #3_000466.LAB	3/10/2020	14:42	26.22	3.76	0.10	1.05	0.00	-10.21	150.15	1.01	
INLET #3_000467.LAB	3/10/2020	14:43	27.05	3.82	0.10	1.04	0.00	-10.17	150.15	1.01	
INLET #3_000468.LAB	3/10/2020	14:44	28.60	3.95	0.10	1.03	0.00	-10.41	150.16	1.01	
INLET #3_000469.LAB	3/10/2020	14:45	29.12	3.61	0.10	1.04	0.00	-10.52	150.16	1.01	
INLET #3_000470.LAB	3/10/2020	14:46	30.02	3.78	0.10	1.04	0.00	-10.28	150.16	1.01	
INLET #3_000471.LAB	3/10/2020	14:47	30.49	3.82	0.10	1.04	0.00	-10.35	150.17	1.01	
INLET #3_000472.LAB	3/10/2020	14:48	31.01	3.96	0.10	1.05	0.00	-10.41	150.17	1.01	
INLET #3_000473.LAB	3/10/2020	14:49	32.10	3.73	0.10	1.04	0.00	-10.47	150.17	1.01	
INLET #3_000474.LAB	3/10/2020	14:50	32.67	3.73	0.10	1.04	0.00	-10.40	150.17	1.01	
INLET #3_000475.LAB	3/10/2020	14:51	31.90	4.17	0.10	1.03	0.00	-10.42	150.18	1.01	
INLET #3_000476.LAB	3/10/2020	14:52	33.08	4.01	0.10	1.02	0.00	-10.34	150.18	1.01	
INLET #3_000477.LAB	3/10/2020	14:53	32.93	3.80	0.10	1.02	0.00	-10.56	150.17	1.01	
INLET #3_000478.LAB	3/10/2020	14:54	32.82	4.06	0.10	1.02	0.00	-10.42	150.15	1.01	
INLET #3_000479.LAB	3/10/2020	14:55	34.14	3.89	0.10	1.04	0.00	-10.40	150.17	1.01	
INLET #3_000480.LAB	3/10/2020	14:56	34.28	3.83	0.10	1.04	0.00	-10.14	150.17	1.01	
INLET #3_000481.LAB	3/10/2020	14:57	34.51	3.76	0.10	1.03	0.00	-10.11	150.17	1.01	
INLET #3_000482.LAB	3/10/2020	14:58	34.99	3.52	0.10	1.03	0.00	-10.33	150.16	1.01	
INLET #3_000483.LAB	3/10/2020	14:59	35.55	3.88	0.10	1.04	0.00	-10.10	150.17	1.01	
INLET #3_000484.LAB	3/10/2020	15:00	36.39	3.82	0.10	1.03	0.00	-10.22	150.16	1.01	
INLET #3_000485.LAB	3/10/2020	15:01	37.96	4.01	0.10	1.02	0.00	-10.45	150.17	1.01	
INLET #3_000486.LAB	3/10/2020	15:02	37.28	3.90	0.10	1.03	0.00	-10.37	150.17	1.01	
INLET #3_000487.LAB	3/10/2020	15:03	37.76	3.82	0.10	1.03	0.00	-10.32	150.17	1.01	
INLET #3_000488.LAB	3/10/2020	15:04	37.01	3.72	0.10	1.04	0.00	-10.22	150.15	1.01	
INLET #3_000489.LAB	3/10/2020	15:05	37.38	4.06	0.10	1.03	0.00	-10.28	150.17	1.01	
INLET #3_000490.LAB	3/10/2020	15:06	37.40	3.94	0.10	1.03	0.00	-10.40	150.16	1.01	
INLET #3_000491.LAB	3/10/2020	15:07	37.40	4.05	0.10	1.03	0.00	-10.47	150.16	1.01	
INLET #3_000492.LAB	3/10/2020	15:08	37.52	3.89	0.10	1.03	0.00	-10.47	150.17	1.01	
INLET #3_000493.LAB	3/10/2020	15:09	38.15	3.63	0.10	1.03	0.00	-10.43	150.15	1.00	
INLET #3_000494.LAB	3/10/2020	15:10	35.31	3.86	0.10	1.02	0.00	-10.30	150.15	1.01	
INLET #3_000495.LAB	3/10/2020	15:11	35.78	3.81	0.10	1.02	0.00	-10.23	150.16	1.01	
INLET #3_000496.LAB	3/10/2020	15:12	36.26	3.77	0.10	1.01	0.00	-10.26	150.16	1.01	
INLET #3_000497.LAB	3/10/2020	15:13	36.16	3.79	0.10	1.02	0.00	-10.28	150.17	1.01	
INLET #3_000498.LAB	3/10/2020	15:14	34.30	3.93	0.10	1.02	0.00	-10.46	150.17	1.01	
INLET #3_000499.LAB	3/10/2020	15:15	33.46	3.69	0.10	1.02	0.00	-10.18	150.17	1.01	
INLET #3_000500.LAB	3/10/2020	15:16	33.60	3.82	0.09	1.02	0.00	-10.31	150.17	1.01	
INLET #3_000501.LAB	3/10/2020	15:17	34.30	3.91	0.09	1.01	0.00	-10.58	150.18	1.01	
INLET #3_000502.LAB	3/10/2020	15:18	34.11	3.99	0.09	1.01	0.00	-10.68	150.17	1.01	
INLET #3_000503.LAB	3/10/2020	15:19	32.93	3.83	0.09	1.02	0.00	-10.51	150.17	1.01	
INLET #3_000504.LAB	3/10/2020	15:20	32.72	3.84	0.09	1.02	0.00	-10.27	150.18	1.01	
INLET #3_000505.LAB	3/10/2020	15:21	33.18	3.88	0.09	1.02	0.00	-10.57	150.17	1.01	
INLET #3_000506.LAB	3/10/2020	15:22	33.26	3.70	0.09	1.02	0.00	-10.48	150.18	1.01	
INLET #3_000507.LAB	3/10/2020	15:23	32.27	3.89	0.09	1.03	0.00	-10.48	150.17	1.01	
INLET #3_000508.LAB	3/10/2020	15:24	30.29	4.08	0.09	1.01	0.00	-10.81	150.19	1.01	
INLET #3_000509.LAB	3/10/2020	15:25	29.45	4.05	0.09	1.00	0.00	-10.56	150.18	1.01	
INLET #3_000510.LAB	3/10/2020	15:26	29.21	3.95	0.09	0.99	0.00	-10.28	150.18	1.01	
INLET #3_000511.LAB	3/10/2020	15:27	30.12	3.98	0.09	0.99	0.00	-10.14	150.18	1.01	
INLET #3_000512.LAB	3/10/2020	15:28	30.42	4.01	0.09	0.98	0.00	-10.16	150.19	1.01	
INLET #3_000513.LAB	3/10/2020	15:29	29.92	3.94	0.09	0.99	0.00	-10.00	150.17	1.01	
INLET #3_000514.LAB	3/10/2020	15:30	29.06	3.81	0.09	0.98	0.00	-9.95	150.17	1.01	
INLET #3_000515.LAB	3/10/2020	15:31	28.92	3.75	0.09	0.99	0.00	-9.90	150.17	1.01	
INLET #3_000516.LAB	3/10/2020	15:32	28.89	3.88	0.09	0.99	0.00	-9.96	150.18	1.01	
INLET #3_000517.LAB	3/10/2020	15:33	29.00	3.76	0.09	0.98	0.00	-10.08	150.18	1.01	
INLET #3_000518.LAB	3/10/2020	15:34	28.67	3.73	0.09	0.96	0.00	-9.97	150.19	1.01	
INLET #3_000519.LAB	3/10/2020	15:35	26.88	3.78	0.09	0.97	0.00	-9.86	150.19	1.01	
INLET #3_000520.LAB	3/10/2020	15:36	26.18	3.70	0.09	0.95	0.00	-9.82	150.18	1.01	
INLET #3_000521.LAB	3/10/2020	15:37	25.98	3.48	0.09	0.96	0.00	-9.77	150.19	1.01	
INLET #3_000522.LAB	3/10/2020	15:38	26.16	4.00	0.09	0.96	0.00	-9.72	150.19	1.01	
INLET #3_000523.LAB	3/10/2020	15:39	26.85	3.76	0.09	0.97	0.00	-9.59	150.18	1.01	
INLET #3_000524.LAB	3/10/2020	15:40	26.74	3.81	0.09	0.98	0.00	-9.79	150.18	1.01	
INLET #3_000525.LAB	3/10/2020	15:41	26.58	3.86	0.10	0.99	0.00	-9.78	150.18	1.01	
INLET #3_000526.LAB	3/10/2020	15:42	26.68	4.00	0.10	0.98	0.00	-9.81	150.18	1.01	
INLET #3_000527.LAB	3/10/2020	15:43	27.50	3.83	0.10	0.97	0.00	-9.84	150.18	1.01	
INLET #3_000528.LAB	3/10/2020	15:44	26.70	3.82	0.10	0.98	0.00	-9.73	150.18	1.01	
INLET #3_000529.LAB	3/10/2020	15:45	26.51	3.78	0.10	0.98	0.00	-9.72	150.18	1.01	
INLET #3_000530.LAB	3/10/2020	15:46	26.94	3.90	0.10	0.99	0.00	-9.77	150.20	1.01	
INLET #3_000531.LAB	3/10/2020	15:47	27.63	3.93	0.10	0.98	0.00	-9.80	150.18	1.01	
INLET #3_000532.LAB	3/10/2020	15:48	27.99	3.97	0.10	0.97	0.00	-10.02	150.19	1.01	

Spectrum	Date	Time	Ethylene o›	METHANE I	CO2% 150C	H2O% 150C	SULFUR HE:	ETHYLENE 1	Temp (C)	Pressure (A	Comments
INLET #3_000533.LAB	3/10/2020	15:49	27.95	3.91	0.10	0.98	0.00	-9.94	150.20	1.01	
INLET #3_000534.LAB	3/10/2020	15:50	27.86	3.95	0.10	0.97	0.00	-9.91	150.20	1.01	
INLET #3_000535.LAB	3/10/2020	15:51	27.90	3.91	0.10	0.97	0.00	-10.02	150.19	1.01	
INLET #3_000536.LAB	3/10/2020	15:52	28.08	4.16	0.10	0.98	0.00	-10.18	150.19	1.01	
INLET #3_000537.LAB	3/10/2020	15:53	28.57	4.23	0.10	0.98	0.00	-10.30	150.17	1.01	
INLET #3_000538.LAB	3/10/2020	15:54	28.70	4.24	0.10	0.97	0.00	-10.24	150.21	1.01	
INLET #3_000539.LAB	3/10/2020	15:55	28.63	3.84	0.10	0.98	0.00	-10.11	150.19	1.01	
INLET #3_000540.LAB	3/10/2020	15:56	28.12	3.50	0.10	0.99	0.00	-10.29	150.20	1.01	
INLET #3_000541.LAB	3/10/2020	15:57	28.18	3.60	0.10	0.98	0.00	-10.00	150.20	1.01	
INLET #3_000542.LAB	3/10/2020	15:58	28.39	3.88	0.10	0.98	0.00	-10.27	150.19	1.01	
INLET #3_000543.LAB	3/10/2020	15:59	28.44	3.66	0.10	0.99	0.00	-10.22	150.18	1.01	
INLET #3_000544.LAB	3/10/2020	16:00	28.80	3.53	0.10	0.98	0.00	-10.33	150.17	1.01	
INLET #3_000545.LAB	3/10/2020	16:01	28.85	3.67	0.10	0.98	0.00	-10.23	150.18	1.01	
INLET #3_000546.LAB	3/10/2020	16:02	27.59	3.75	0.10	0.97	0.00	-10.36	150.18	1.01	
INLET #3_000547.LAB	3/10/2020	16:03	27.51	3.59	0.10	0.98	0.00	-10.29	150.17	1.01	
INLET #3_000548.LAB	3/10/2020	16:04	27.03	3.61	0.10	0.99	0.00	-10.35	150.17	1.01	
INLET #3_000549.LAB	3/10/2020	16:05	27.62	3.74	0.10	0.96	0.00	-10.48	150.17	1.01	
INLET #3_000550.LAB	3/10/2020	16:06	27.35	3.68	0.10	0.97	0.00	-10.55	150.17	1.01	
INLET #3_000551.LAB	3/10/2020	16:07	27.42	3.79	0.10	1.00	0.00	-10.33	150.18	1.01	
INLET #3_000552.LAB	3/10/2020	16:08	27.69	3.38	0.10	1.01	0.00	-10.34	150.18	1.01	
INLET #3_000553.LAB	3/10/2020	16:09	27.12	3.41	0.10	1.00	0.00	-10.24	150.17	1.01	
INLET #3_000554.LAB	3/10/2020	16:10	27.07	3.86	0.10	0.98	0.00	-10.39	150.17	1.01	
INLET #3_000555.LAB	3/10/2020	16:11	26.78	3.78	0.10	1.00	0.00	-10.40	150.17	1.01	
INLET #3_000556.LAB	3/10/2020	16:12	25.94	3.46	0.10	1.00	0.00	-10.29	150.19	1.01	
INLET #3_000557.LAB	3/10/2020	16:13	25.40	3.43	0.10	1.00	0.00	-10.12	150.17	1.01	
INLET #3_000558.LAB	3/10/2020	16:14	25.50	3.65	0.10	1.02	0.00	-10.33	150.18	1.01	
INLET #3_000559.LAB	3/10/2020	16:15	26.23	3.72	0.10	1.00	0.00	-10.28	150.18	1.01	
INLET #3_000560.LAB	3/10/2020	16:16	26.63	3.63	0.10	0.98	0.00	-10.44	150.19	1.01	
INLET #3_000561.LAB	3/10/2020	16:17	26.25	3.79	0.10	0.97	0.00	-10.54	150.17	1.01	
INLET #3_000562.LAB	3/10/2020	16:18	25.99	3.68	0.10	0.97	0.00	-10.54	150.16	1.01	
INLET #3_000563.LAB	3/10/2020	16:19	26.30	3.91	0.10	0.95	0.00	-10.61	150.19	1.01	
INLET #3_000564.LAB	3/10/2020	16:20	25.88	3.60	0.10	0.97	0.00	-10.46	150.20	1.01	
INLET #3_000565.LAB	3/10/2020	16:21	26.22	3.50	0.10	0.99	0.00	-10.36	150.17	1.01	
INLET #3_000566.LAB	3/10/2020	16:22	25.83	3.82	0.10	0.98	0.00	-10.45	150.19	1.01	
INLET #3_000567.LAB	3/10/2020	16:23	25.27	3.52	0.10	0.99	0.00	-10.37	150.20	1.01	
INLET #3_000568.LAB	3/10/2020	16:24	24.62	3.39	0.10	1.01	0.00	-10.50	150.18	1.01	
INLET #3_000569.LAB	3/10/2020	16:25	24.57	3.71	0.10	1.01	0.00	-10.44	150.17	1.01	
INLET #3_000570.LAB	3/10/2020	16:26	24.35	3.52	0.10	1.02	0.00	-10.40	150.19	1.01	
INLET #3_000571.LAB	3/10/2020	16:27	24.26	3.55	0.10	1.02	0.00	-10.39	150.18	1.01	
INLET #3_000572.LAB	3/10/2020	16:28	24.07	3.62	0.10	1.02	0.00	-10.56	150.19	1.01	
INLET #3_000573.LAB	3/10/2020	16:29	22.79	3.45	0.10	1.01	0.00	-10.25	150.17	1.01	
INLET #3_000574.LAB	3/10/2020	16:30	22.43	3.43	0.10	1.02	0.00	-10.29	150.19	1.01	
INLET #3_000575.LAB	3/10/2020	16:31	21.92	3.51	0.10	1.00	0.00	-10.36	150.18	1.01	
INLET #3_000576.LAB	3/10/2020	16:32	22.96	3.97	0.10	0.98	0.00	-10.65	150.17	1.01	
INLET #3_000577.LAB	3/10/2020	16:33	23.31	3.83	0.10	0.97	0.00	-10.44	150.18	1.01	
INLET #3_000578.LAB	3/10/2020	16:34	23.22	3.90	0.10	0.97	0.00	-10.13	150.19	1.01	
INLET #3_000579.LAB	3/10/2020	16:35	23.19	3.87	0.10	0.96	0.00	-10.35	150.19	1.01	
INLET #3_000580.LAB	3/10/2020	16:36	23.33	3.92	0.10	0.96	0.00	-10.32	150.17	1.01	
INLET #3_000581.LAB	3/10/2020	16:37	22.63	3.77	0.10	0.96	0.00	-10.33	150.20	1.01	
INLET #3_000582.LAB	3/10/2020	16:38	21.69	3.60	0.10	0.96	0.00	-10.10	150.20	1.01	
INLET #3_000583.LAB	3/10/2020	16:39	21.40	3.97	0.10	0.95	0.00	-10.23	150.20	1.01	
INLET #3_000584.LAB	3/10/2020	16:40	21.21	3.85	0.10	0.97	0.00	-10.23	150.19	1.01	
INLET #3_000585.LAB	3/10/2020	16:41	21.59	3.71	0.10	0.97	0.00	-10.01	150.19	1.01	
INLET #3_000586.LAB	3/10/2020	16:42	22.03	3.53	0.09	0.97	0.00	-10.15	150.18	1.01	
INLET #3_000587.LAB	3/10/2020	16:43	21.61	3.88	0.09	0.98	0.00	-10.18	150.20	1.01	
INLET #3_000588.LAB	3/10/2020	16:44	21.62	3.54	0.09	0.99	0.00	-10.06	150.19	1.01	
INLET #3_000589.LAB	3/10/2020	16:45	21.16	3.95	0.09	0.99	0.00	-10.18	150.21	1.01	
INLET #3_000590.LAB	3/10/2020	16:46	20.02	3.76	0.09	1.01	0.00	-10.23	150.20	1.01	
INLET #3_000591.LAB	3/10/2020	16:47	19.87	3.80	0.09	1.01	0.00	-10.33	150.20	1.01	
INLET #3_000592.LAB	3/10/2020	16:48	20.25	3.94	0.09	1.00	0.00	-10.36	150.20	1.01	
INLET #3_000593.LAB	3/10/2020	16:49	19.80	3.87	0.09	1.00	0.00	-10.20	150.21	1.01	
INLET #3_000594.LAB	3/10/2020	16:50	19.74	3.71	0.10	1.01	0.00	-10.42	150.19	1.01	
INLET #3_000595.LAB	3/10/2020	16:51	20.60	3.72	0.10	0.99	0.00	-10.57	150.18	1.01	
INLET #3_000596.LAB	3/10/2020	16:52	21.36	3.85	0.10	0.99	0.00	-10.64	150.18	1.01	
INLET #3_000597.LAB	3/10/2020	16:53	22.40	3.88	0.10	0.99	0.00	-10.59	150.18	1.01	
INLET #3_000598.LAB	3/10/2020	16:54	23.06	4.20	0.10	0.99	0.00	-10.72	150.20	1.01	
INLET #3_000599.LAB	3/10/2020	16:55	23.71	4.09	0.10	0.99	0.00	-10.73	150.19	1.01	
INLET #3_000600.LAB	3/10/2020	16:56	24.83	4.01	0.10	0.98	0.00	-10.78	150.19	1.01	
INLET #3_000601.LAB	3/10/2020	16:57	25.41	4.08	0.10	1.00	0.00	-10.66	150.18	1.01	
INLET #3_000602.LAB	3/10/2020	16:58	26.91	4.04	0.10	0.99	0.00	-10.91	150.17	1.01	
INLET #3_000603.LAB	3/10/2020	16:59	26.55	4.02	0.10	0.99	0.00	-10.92	150.18	1.01	
INLET #3_000604.LAB	3/10/2020	17:00	26.54	3.70	0.10	0.99	0.00	-10.48	150.18	1.01	
INLET #3_000605.LAB	3/10/2020	17:01	28.63	3.74	0.10	1.00	0.00	-10.73	150.18	1.01	
INLET #3_000606.LAB	3/10/2020	17:02	29.52	3.92	0.10	0.98	0.00	-10.94	150.18	1.01	
INLET #3_000607.LAB	3/10/2020	17:03	30.13	3.98	0.10	0.98	0.00	-10.94	150.18	1.01	
INLET #3_000608.LAB	3/10/2020	17:04	30.70	3.93	0.10	0.98	0.00	-10.69	150.17	1.01	

Spectrum	Date	Time	Ethylene o>	METHANE I	CO2% 150C	H2O% 150C	SULFUR HE:	ETHYLENE 1	Temp (C)	Pressure (A	Comments
INLET #3_000609.LAB	3/10/2020	17:05	31.27	3.85	0.10	0.98	0.00	-10.95	150.18	1.01	
INLET #3_000610.LAB	3/10/2020	17:06	31.44	3.66	0.10	1.00	0.00	-10.67	150.18	1.01	
INLET #3_000611.LAB	3/10/2020	17:07	31.69	3.75	0.10	1.00	0.00	-10.80	150.18	1.01	
INLET #3_000612.LAB	3/10/2020	17:08	32.19	3.84	0.10	0.99	0.00	-10.53	150.19	1.01	
INLET #3_000613.LAB	3/10/2020	17:09	32.54	3.88	0.10	0.99	0.00	-10.88	150.20	1.01	
INLET #3_000614.LAB	3/10/2020	17:10	32.27	3.98	0.10	1.00	0.00	-10.69	150.20	1.01	
INLET #3_000615.LAB	3/10/2020	17:11	32.14	3.82	0.10	0.98	0.00	-10.86	150.19	1.01	
INLET #3_000616.LAB	3/10/2020	17:12	32.20	3.67	0.10	0.99	0.00	-10.81	150.18	1.01	
INLET #3_000617.LAB	3/10/2020	17:13	32.02	3.76	0.10	1.01	0.00	-10.75	150.18	1.01	
INLET #3_000618.LAB	3/10/2020	17:14	32.55	3.65	0.10	0.99	0.00	-10.72	150.18	1.01	
INLET #3_000619.LAB	3/10/2020	17:15	32.88	3.77	0.10	0.99	0.00	-10.95	150.22	1.01	
INLET #3_000620.LAB	3/10/2020	17:16	32.77	3.81	0.10	1.00	0.00	-10.84	150.19	1.01	
INLET #3_000621.LAB	3/10/2020	17:17	32.66	3.94	0.10	1.00	0.00	-10.67	150.20	1.01	
INLET #3_000622.LAB	3/10/2020	17:18	32.51	4.23	0.10	0.99	0.00	-10.82	150.21	1.01	
INLET #3_000623.LAB	3/10/2020	17:19	32.60	4.00	0.10	0.99	0.00	-10.75	150.19	1.01	
INLET #3_000624.LAB	3/10/2020	17:20	32.20	3.94	0.10	0.99	0.00	-10.77	150.21	1.01	
INLET #3_000625.LAB	3/10/2020	17:21	31.02	3.71	0.10	1.01	0.00	-10.80	150.21	1.01	
INLET #3_000626.LAB	3/10/2020	17:22	31.34	3.67	0.10	1.00	0.00	-10.57	150.20	1.01	
INLET #3_000627.LAB	3/10/2020	17:23	32.16	4.02	0.10	0.99	0.00	-10.80	150.20	1.01	
INLET #3_000628.LAB	3/10/2020	17:24	32.01	3.67	0.10	1.00	0.00	-10.89	150.18	1.01	
INLET #3_000629.LAB	3/10/2020	17:25	32.39	3.66	0.10	1.02	0.00	-10.86	150.20	1.01	
INLET #3_000630.LAB	3/10/2020	17:26	33.14	3.80	0.10	1.00	0.00	-11.12	150.20	1.01	
INLET #3_000631.LAB	3/10/2020	17:27	33.87	3.73	0.10	1.00	0.00	-11.12	150.18	1.01	
INLET #3_000632.LAB	3/10/2020	17:28	34.56	3.92	0.10	0.99	0.00	-11.26	150.19	1.01	
INLET #3_000633.LAB	3/10/2020	17:29	35.55	3.73	0.10	0.99	0.00	-11.34	150.19	1.01	
INLET #3_000634.LAB	3/10/2020	17:30	36.58	4.13	0.11	1.00	0.00	-11.35	150.18	1.01	
INLET #3_000635.LAB	3/10/2020	17:31	37.79	3.96	0.11	0.98	0.00	-11.35	150.18	1.01	
INLET #3_000636.LAB	3/10/2020	17:32	38.13	3.83	0.11	0.98	0.00	-11.40	150.18	1.01	
INLET #3_000637.LAB	3/10/2020	17:33	38.81	3.79	0.10	0.98	0.00	-11.28	150.19	1.01	
INLET #3_000638.LAB	3/10/2020	17:34	39.15	3.74	0.10	1.00	0.00	-11.33	150.20	1.01	
INLET #3_000639.LAB	3/10/2020	17:35	39.16	3.70	0.10	1.02	0.00	-11.46	150.18	1.01	
INLET #3_000640.LAB	3/10/2020	17:36	39.01	3.63	0.10	1.00	0.00	-11.48	150.20	1.01	
INLET #3_000641.LAB	3/10/2020	17:37	39.20	3.82	0.10	0.99	0.00	-11.27	150.20	1.01	
INLET #3_000642.LAB	3/10/2020	17:38	39.25	3.80	0.10	0.99	0.00	-11.47	150.18	1.01	
INLET #3_000643.LAB	3/10/2020	17:39	39.63	3.79	0.10	0.99	0.00	-11.32	150.18	1.01	
INLET #3_000644.LAB	3/10/2020	17:40	39.29	3.70	0.10	0.98	0.00	-11.36	150.19	1.01	
INLET #3_000645.LAB	3/10/2020	17:41	38.60	3.75	0.10	0.96	0.00	-11.32	150.19	1.01	
INLET #3_000646.LAB	3/10/2020	17:42	37.77	3.73	0.10	0.98	0.00	-11.17	150.18	1.01	
INLET #3_000647.LAB	3/10/2020	17:43	37.73	3.49	0.10	0.97	0.00	-11.20	150.18	1.01	
INLET #3_000648.LAB	3/10/2020	17:44	37.64	3.69	0.10	0.97	0.00	-11.22	150.21	1.01	
INLET #3_000649.LAB	3/10/2020	17:45	37.68	3.71	0.10	0.98	0.00	-11.53	150.20	1.01	
INLET #3_000650.LAB	3/10/2020	17:46	37.37	3.71	0.10	0.98	0.00	-11.15	150.20	1.01	
INLET #3_000651.LAB	3/10/2020	17:47	37.42	3.79	0.10	0.98	0.00	-11.29	150.19	1.01	
INLET #3_000652.LAB	3/10/2020	17:48	36.99	3.61	0.10	0.97	0.00	-11.21	150.19	1.01	
INLET #3_000653.LAB	3/10/2020	17:49	36.54	3.79	0.10	0.96	0.00	-11.28	150.18	1.01	
INLET #3_000654.LAB	3/10/2020	17:50	38.94	3.90	0.10	0.96	0.00	-11.60	150.17	1.01	
INLET #3_000655.LAB	3/10/2020	17:51	37.75	3.82	0.10	0.96	0.01	-11.50	150.17	1.01	
INLET #3_000656.LAB	3/10/2020	17:52	35.96	3.84	0.10	0.96	0.00	-11.08	150.17	1.01	
INLET #3_000657.LAB	3/10/2020	17:53	35.52	3.78	0.10	0.94	0.00	-11.11	150.16	1.01	
INLET #3_000658.LAB	3/10/2020	17:54	34.86	3.60	0.10	0.96	0.00	-11.13	150.14	1.01	
INLET #3_000659.LAB	3/10/2020	17:55	36.36	4.07	0.10	0.95	0.00	-11.44	150.16	1.01	
INLET #3_000660.LAB	3/10/2020	17:56	36.51	4.01	0.10	0.96	0.00	-11.40	150.19	1.01	
INLET #3_000661.LAB	3/10/2020	17:57	36.14	4.05	0.10	0.94	0.00	-11.58	150.17	1.01	
INLET #3_000662.LAB	3/10/2020	17:58	36.02	3.86	0.10	0.95	0.00	-11.45	150.16	1.01	
INLET #3_000663.LAB	3/10/2020	17:59	35.43	3.80	0.10	0.95	0.00	-11.50	150.18	1.01	
INLET #3_000664.LAB	3/10/2020	18:00	35.39	3.90	0.10	0.95	0.00	-11.40	150.17	1.01	
INLET #3_000665.LAB	3/10/2020	18:01	34.68	4.13	0.10	0.95	0.00	-11.26	150.17	1.01	
INLET #3_000666.LAB	3/10/2020	18:02	34.27	3.93	0.10	0.96	0.00	-11.48	150.18	1.01	
INLET #3_000667.LAB	3/10/2020	18:03	33.99	4.03	0.10	0.95	0.00	-11.28	150.18	1.01	
INLET #3_000668.LAB	3/10/2020	18:04	33.73	3.88	0.10	0.95	0.00	-11.12	150.17	1.01	
INLET #3_000669.LAB	3/10/2020	18:05	32.99	3.89	0.10	0.94	0.00	-11.30	150.17	1.01	
INLET #3_000670.LAB	3/10/2020	18:06	32.86	3.67	0.10	0.94	0.00	-11.05	150.17	1.01	
INLET #3_000671.LAB	3/10/2020	18:07	32.91	3.89	0.10	0.93	0.00	-11.04	150.17	1.01	
INLET #3_000672.LAB	3/10/2020	18:08	33.25	3.79	0.10	0.93	0.00	-10.99	150.18	1.01	
INLET #3_000673.LAB	3/10/2020	18:09	32.68	3.90	0.10	0.92	0.00	-11.03	150.18	1.01	
INLET #3_000674.LAB	3/10/2020	18:10	32.73	4.04	0.10	0.93	0.00	-10.97	150.17	1.01	
INLET #3_000675.LAB	3/10/2020	18:11	32.61	3.63	0.10	0.93	0.00	-11.30	150.17	1.01	
INLET #3_000676.LAB	3/10/2020	18:12	31.60	3.94	0.10	0.94	0.00	-11.08	150.18	1.01	
INLET #3_000677.LAB	3/10/2020	18:13	30.86	3.76	0.10	0.94	0.00	-10.90	150.20	1.01	
INLET #3_000678.LAB	3/10/2020	18:14	31.00	3.91	0.10	0.93	0.00	-10.97	150.20	1.01	
INLET #3_000679.LAB	3/10/2020	18:15	30.95	3.78	0.10	0.93	0.00	-11.17	150.17	1.01	
INLET #3_000680.LAB	3/10/2020	18:16	30.72	3.75	0.10	0.94	0.00	-10.87	150.20	1.01	
INLET #3_000681.LAB	3/10/2020	18:17	30.66	3.93	0.10	0.93	0.00	-10.96	150.20	1.01	
INLET #3_000682.LAB	3/10/2020	18:18	30.13	4.01	0.10	0.93	0.00	-10.76	150.19	1.01	
INLET #3_000683.LAB	3/10/2020	18:19	30.12	3.98	0.10	0.93	0.00	-10.93	150.19	1.01	
INLET #3_000684.LAB	3/10/2020	18:20	29.84	4.11	0.10	0.92	0.00	-10.84	150.20	1.01	

Spectrum	Date	Time	Ethylene ox	METHANE L	CO2% 150C	H2O% 150C	SULFUR HE	ETHYLENE 1	Temp (C)	Pressure (A	Comments
INLET #3_000685.LAB	3/10/2020	18:21	29.91	3.89	0.10	0.92	0.00	-10.83	150.18	1.01	
INLET #3_000686.LAB	3/10/2020	18:22	29.76	3.92	0.10	0.92	0.00	-10.87	150.20	1.01	
INLET #3_000687.LAB	3/10/2020	18:23	30.32	4.19	0.10	0.92	0.00	-10.93	150.19	1.01	
INLET #3_000688.LAB	3/10/2020	18:24	30.36	3.92	0.10	0.91	0.00	-10.88	150.17	1.01	
INLET #3_000689.LAB	3/10/2020	18:25	30.68	3.83	0.10	0.90	0.00	-10.86	150.17	1.01	
INLET #3_000690.LAB	3/10/2020	18:26	31.09	4.03	0.10	0.91	0.00	-10.85	150.19	1.01	
INLET #3_000691.LAB	3/10/2020	18:27	31.38	3.68	0.10	0.90	0.00	-10.84	150.17	1.01	
INLET #3_000692.LAB	3/10/2020	18:28	32.03	3.93	0.10	0.90	0.00	-11.04	150.18	1.01	
INLET #3_000693.LAB	3/10/2020	18:29	33.06	3.79	0.10	0.90	0.00	-10.78	150.17	1.01	
INLET #3_000694.LAB	3/10/2020	18:30	34.14	3.99	0.10	0.89	0.00	-10.98	150.17	1.01	
INLET #3_000695.LAB	3/10/2020	18:31	33.65	3.91	0.10	0.90	0.00	-11.04	150.17	1.01	
INLET #3_000696.LAB	3/10/2020	18:32	34.02	4.00	0.10	0.90	0.00	-11.03	150.17	1.01	
INLET #3_000697.LAB	3/10/2020	18:33	34.92	4.11	0.10	0.91	0.00	-11.05	150.17	1.01	
INLET #3_000698.LAB	3/10/2020	18:34	35.52	4.22	0.11	0.90	0.00	-10.96	150.16	1.01	
INLET #3_000699.LAB	3/10/2020	18:35	35.83	3.93	0.11	0.88	0.00	-11.08	150.17	1.01	
INLET #3_000700.LAB	3/10/2020	18:36	36.11	3.84	0.11	0.88	0.00	-11.03	150.16	1.01	
INLET #3_000701.LAB	3/10/2020	18:37	36.80	4.00	0.11	0.89	0.00	-11.16	150.17	1.01	
INLET #3_000702.LAB	3/10/2020	18:38	38.07	3.92	0.10	0.87	0.00	-11.13	150.17	1.01	
INLET #3_000703.LAB	3/10/2020	18:39	37.51	4.00	0.10	0.89	0.00	-11.04	150.17	1.01	
INLET #3_000704.LAB	3/10/2020	18:40	38.01	3.93	0.10	0.87	0.00	-10.99	150.20	1.01	
INLET #3_000705.LAB	3/10/2020	18:41	37.86	3.92	0.10	0.89	0.00	-10.88	150.18	1.01	
INLET #3_000706.LAB	3/10/2020	18:42	20.86	3.95	0.10	0.77	0.01	-10.47	150.17	1.01	
INLET #3_000707.LAB	3/10/2020	18:43	5.29	1.67	0.00	0.30	0.00	-9.38	150.16	1.01	
Spectrum	Date	Time	lene oxide	NE LOW-MI	CO2% 150C	H2O% 150C	HEXAFLUOR	THYLENE 15(	Temp (C)	ressure (Atm)	
INLET #3_000708.LAB	3/10/2020	18:44	3.19	1.19	0.00	0.15	0.00	-10.32	150.18	1.01	
INLET #3_000709.LAB	3/10/2020	18:44	3.63	0.70	0.00	0.12	0.00	-10.65	150.16	1.01	
INLET #3_000710.LAB	3/10/2020	18:45	1.35	2.03	0.00	0.12	0.00	-10.70	150.16	1.01	
INLET #3_000711.LAB	3/10/2020	18:45	1.22	0.68	0.00	0.10	0.00	-10.95	150.16	1.01	
INLET #3_000712.LAB	3/10/2020	18:45	1.09	0.99	0.00	0.10	0.00	-11.06	150.17	1.00	
INLET #3_000713.LAB	3/10/2020	18:45	0.77	1.64	0.00	0.10	0.00	-11.08	150.17	1.01	
INLET #3_000714.LAB	3/10/2020	18:46	0.69	0.97	0.00	0.09	0.00	-11.02	150.16	1.01	
INLET #3_000715.LAB	3/10/2020	18:46	0.62	0.95	0.00	0.09	0.00	-11.71	150.16	1.01	
INLET #3_000716.LAB	3/10/2020	18:46	0.45	1.39	0.00	0.08	0.00	-11.35	150.17	1.01	
INLET #3_000717.LAB	3/10/2020	18:46	0.41	1.13	0.00	0.08	0.01	-11.59	150.16	1.01	
INLET #3_000718.LAB	3/10/2020	18:47	0.36	-0.41	0.00	0.01	0.00	-10.49	150.17	1.02	Post-Test N2 baseline
INLET #3_000719.LAB	3/10/2020	18:47	0.33	-0.48	0.00	0.00	0.00	-10.52	150.17	1.02	
INLET #3_000720.LAB	3/10/2020	18:47	0.30	-0.12	0.00	0.00	0.00	-10.47	150.17	1.02	
INLET #3_000721.LAB	3/10/2020	18:47	0.27	-0.31	0.00	0.00	0.00	-10.51	150.17	1.00	
INLET #3_000722.LAB	3/10/2020	18:48	0.24	1.54	0.01	0.07	0.01	-11.18	150.19	1.01	
INLET #3_000723.LAB	3/10/2020	18:48	0.22	1.65	0.03	0.12	1.56	21.88	150.18	1.01	
INLET #3_000724.LAB	3/10/2020	18:48	0.54	1.03	0.01	0.11	5.38	93.23	150.19	1.01	
INLET #3_000725.LAB	3/10/2020	18:48	31.18	3.58	0.09	0.54	0.66	0.63	150.17	1.01	
INLET #3_000726.LAB	3/10/2020	18:49	36.32	4.05	0.10	0.73	0.05	-11.56	150.17	1.01	
INLET #3_000727.LAB	3/10/2020	18:49	38.13	3.77	0.10	0.73	0.02	-11.62	150.16	1.01	
INLET #3_000728.LAB	3/10/2020	18:49	38.58	4.29	0.10	0.75	0.01	-11.68	150.19	1.01	
INLET #3_000729.LAB	3/10/2020	18:49	37.89	4.25	0.10	0.77	0.01	-11.35	150.19	1.01	
INLET #3_000730.LAB	3/10/2020	18:50	38.54	4.05	0.10	0.77	0.01	-11.55	150.17	1.01	
INLET #3_000731.LAB	3/10/2020	18:50	8.57	2.42	0.06	0.44	3.46	64.67	150.20	1.01	
INLET #3_000732.LAB	3/10/2020	18:50	-2.31	1.02	0.00	0.14	4.98	94.34	150.17	1.00	
INLET #3_000733.LAB	3/10/2020	18:50	-2.54	0.94	0.00	0.10	5.02	94.27	150.17	1.00	
INLET #3_000734.LAB	3/10/2020	18:51	-2.37	0.98	0.00	0.08	5.03	94.39	150.16	1.01	
INLET #3_000735.LAB	3/10/2020	18:51	-2.39	0.36	0.00	0.09	5.03	93.85	150.17	1.01	
INLET #3_000736.LAB	3/10/2020	18:51	-2.14	0.81	0.00	0.07	5.02	93.74	150.15	1.01	
INLET #3_000737.LAB	3/10/2020	18:51	-2.11	1.06	0.00	0.05	5.03	95.57	150.17	1.01	
INLET #3_000738.LAB	3/10/2020	18:52	-1.50	-0.25	0.00	0.02	5.03	99.50	150.16	1.02	
INLET #3_000739.LAB	3/10/2020	18:52	-0.59	-0.39	0.00	-0.02	5.06	99.96	150.16	1.03	
INLET #3_000740.LAB	3/10/2020	18:52	-1.00	-0.64	0.00	-0.01	5.06	99.65	150.17	1.03	
INLET #3_000741.LAB	3/10/2020	18:52	-0.61	-0.54	0.00	-0.01	5.06	99.50	150.17	1.03	
INLET #3_000742.LAB	3/10/2020	18:53	-0.40	0.07	0.00	0.00	5.05	99.78	150.16	1.03	
INLET #3_000743.LAB	3/10/2020	18:53	-0.71	-0.52	0.00	-0.01	5.05	100.08	150.16	1.03	
INLET #3_000744.LAB	3/10/2020	18:53	-0.55	-0.55	0.00	-0.01	5.05	100.17	150.17	1.03	
INLET #3_000745.LAB	3/10/2020	18:53	-0.39	-0.41	0.00	0.00	5.05	100.00	150.17	1.03	Post-Test CTS inject
INLET #3_000746.LAB	3/10/2020	18:54	-0.62	0.02	0.00	0.00	5.05	99.73	150.16	1.03	
INLET #3_000747.LAB	3/10/2020	18:54	-0.53	-0.29	0.00	-0.01	5.05	100.06	150.16	1.03	
INLET #3_000748.LAB	3/10/2020	18:54	-0.38	-0.64	0.00	-0.01	5.05	99.59	150.16	1.03	
INLET #3_000749.LAB	3/10/2020	18:55	-0.37	-0.51	0.00	-0.01	5.05	100.21	150.17	1.03	
INLET #3_000750.LAB	3/10/2020	18:55	-0.45	-0.75	0.00	-0.01	5.04	99.65	150.17	1.00	
INLET #3_000751.LAB	3/10/2020	18:55	86.22	0.22	0.01	0.02	5.29	10.94	150.17	1.03	
INLET #3_000752.LAB	3/10/2020	18:55	111.86	-0.20	0.00	0.00	5.26	-11.73	150.16	1.03	
INLET #3_000753.LAB	3/10/2020	18:55	119.47	-0.26	0.00	0.00	5.26	-11.45	150.20	1.03	
INLET #3_000754.LAB	3/10/2020	18:56	120.83	-0.12	0.00	-0.01	5.25	-11.73	150.16	1.03	
INLET #3_000755.LAB	3/10/2020	18:56	120.33	-0.03	0.00	0.00	5.24	-11.81	150.16	1.03	
INLET #3_000756.LAB	3/10/2020	18:56	24.35	1.38	0.03	0.09	5.03	72.53	150.17	1.01	
INLET #3_000757.LAB	3/10/2020	18:57	61.03	1.23	0.01	0.10	5.14	27.34	150.16	1.01	
INLET #3_000758.LAB	3/10/2020	18:57	98.82	1.11	0.00	0.09	5.21	-10.88	150.16	1.01	Post-Test Cal Standard

Spectrum	Date	Time	Ethylene o›	METHANE I	CO2% 150C	H2O% 150C	5ULFUR HE:	ETHYLENE 1	Temp (C)	Pressure (A	Comments
INLET #3_000759.LA8	3/10/2020	18:57	100.85	0.55	0.00	0.07	5.21	-12.02	150.15	1.01	
INLET #3_000760.LA8	3/10/2020	18:57	102.48	0.93	0.00	0.05	5.21	-12.07	150.16	1.01	

Spectrum	Date	Time	Ethylene o>	METHANE I	CO2% 150C	H2O% 150C	SULFUR HE:	ETHYLENE 1	Temp (C)	Pressure (A	Comments
INLET #3 R2_000761BKG.LAB	3/11/2020	6:24	0.00	0.00	0.00	0.00	0.00	0.00	150.16	1.01	Background scan
INLET #3 R2_000762.LAB	3/11/2020	6:25	-0.21	0.10	0.00	0.00	0.00	0.11	150.16	1.01	N2 baseline
INLET #3 R2_000763.LAB	3/11/2020	6:26	-0.23	0.02	0.00	0.00	0.00	0.10	150.17	1.01	
INLET #3 R2_000764.LAB	3/11/2020	6:27	-0.13	-0.07	0.00	0.00	0.00	0.04	150.12	1.01	
INLET #3 R2_000765.LAB	3/11/2020	6:28	-0.08	-0.06	0.00	0.00	0.00	-0.09	150.16	1.01	
INLET #3 R2_000766.LAB	3/11/2020	6:29	0.03	0.25	0.00	0.00	0.00	0.16	150.14	1.01	
INLET #3 R2_000767BKG.LAB	3/11/2020	6:32	0.00	0.00	0.00	0.00	0.00	0.00	150.14	1.01	
INLET #3 R2_000768.LAB	3/11/2020	6:33	0.04	-0.07	0.00	0.00	0.00	-0.21	150.13	1.01	
INLET #3 R2_000769BKG.LAB	3/11/2020	6:35	0.00	0.00	0.00	0.00	0.00	0.00	150.13	1.01	
INLET #3 R2_000770.LAB	3/11/2020	6:37	-0.02	-0.13	0.00	0.00	0.00	-0.09	150.15	1.01	
INLET #3 R2_000771.LAB	3/11/2020	6:38	0.15	-0.07	0.00	0.00	0.00	0.00	150.13	1.01	
INLET #3 R2_000772.LAB	3/11/2020	6:52	0.03	-0.32	0.00	0.00	0.00	0.08	150.12	1.01	
INLET #3 R2_0007738KG.LAB	3/11/2020	6:54	0.00	0.00	0.00	0.00	0.00	0.00	150.13	1.01	
INLET #3 R2_000774.LAB	3/11/2020	6:55	-0.01	0.30	0.00	0.00	0.00	0.19	150.10	1.01	
INLET #3 R2_000775.LAB	3/11/2020	6:56	-0.05	0.05	0.00	0.00	0.00	0.20	150.12	1.01	
INLET #3 R2_000776.LAB	3/11/2020	6:57	-0.11	-0.01	0.00	0.00	0.00	-0.15	150.12	1.01	
INLET #3 R2_000777.LAB	3/11/2020	6:58	0.14	0.12	0.00	0.00	0.00	0.15	150.11	1.01	
INLET #3 R2_000778.LAB	3/11/2020	6:59	0.00	0.42	0.00	0.00	0.00	0.03	150.11	1.01	
INLET #3 R2_000779.LAB	3/11/2020	7:00	0.13	0.26	0.00	0.00	0.00	-0.03	150.12	1.01	
INLET #3 R2_000780.LAB	3/11/2020	7:01	0.28	0.09	0.00	0.00	0.00	-0.08	150.13	1.01	
INLET #3 R2_000781.LAB	3/11/2020	7:02	0.21	0.11	0.00	0.00	0.00	0.06	150.14	1.01	
INLET #3 R2_000782.LAB	3/11/2020	7:03	0.24	0.09	0.00	0.00	0.00	0.03	150.12	1.01	
INLET #3 R2_000783.LAB	3/11/2020	7:04	0.31	0.22	0.00	0.00	0.00	0.01	150.12	1.01	
INLET #3 R2_000784.LAB	3/11/2020	7:05	0.33	-0.14	0.00	0.00	0.00	-0.09	150.12	1.01	
INLET #3 R2_000785.LAB	3/11/2020	7:06	0.27	0.13	0.00	0.00	0.00	0.10	150.11	1.01	
INLET #3 R2_000786.LAB	3/11/2020	7:07	0.42	0.13	0.00	0.00	0.00	-0.03	150.14	1.01	
INLET #3 R2_0007878KG.LAB	3/11/2020	7:10	0.00	0.00	0.00	0.00	0.00	0.00	150.10	1.01	
INLET #3 R2_000788.LAB	3/11/2020	7:11	-0.08	-0.22	0.00	0.00	0.00	-0.07	150.11	1.01	

Spectrum	Date	Time	/lene oxide	:NE LOW-MI	CO2% 150C	H2O% 150C	HEXAFLUOR	THYLENE 15(	Temp (C)	ressure (Atm)
INLET #3 R2_000789.LAB	3/11/2020	7:12	-0.04	-0.31	0.00	0.00	0.00	-0.18	150.13	1.01
INLET #3 R2_000790.LAB	3/11/2020	7:12	-0.03	-0.25	0.00	0.00	0.00	0.31	150.13	1.01
INLET #3 R2_000791.LAB	3/11/2020	7:12	-0.09	0.06	0.00	0.00	0.00	-0.03	150.10	1.01
INLET #3 R2_000792.LAB	3/11/2020	7:12	-0.03	-0.35	0.00	0.00	0.00	0.25	150.13	1.01
INLET #3 R2_000793.LAB	3/11/2020	7:13	0.03	-0.24	0.00	0.00	0.00	-0.14	150.10	1.01
INLET #3 R2_000794.LAB	3/11/2020	7:13	0.08	-0.47	0.00	-0.01	0.00	0.05	150.13	1.01
INLET #3 R2_000795.LAB	3/11/2020	7:13	-0.12	-0.03	0.00	0.00	0.00	-0.07	150.10	1.01
INLET #3 R2_000796.LAB	3/11/2020	7:13	-0.01	-0.14	0.00	-0.01	0.00	0.30	150.13	1.01
INLET #3 R2_000797.LAB	3/11/2020	7:14	0.06	-0.26	0.00	0.00	0.00	0.01	150.13	1.01
INLET #3 R2_000798.LAB	3/11/2020	7:14	0.25	-0.01	0.00	-0.01	0.00	-0.12	150.11	1.01
INLET #3 R2_000799.LAB	3/11/2020	7:14	-0.20	-0.01	0.00	-0.01	0.00	0.28	150.11	1.01
INLET #3 R2_000800.LAB	3/11/2020	7:33	0.70	-0.44	0.00	0.00	0.00	-0.27	150.12	1.01
INLET #3 R2_000801.LAB	3/11/2020	7:33	94.34	0.39	0.00	0.00	4.66	0.91	150.07	1.02
INLET #3 R2_000802.LAB	3/11/2020	7:33	105.60	0.39	0.00	-0.01	5.23	-0.45	150.11	1.02
INLET #3 R2_000803.LAB	3/11/2020	7:33	106.69	-0.08	0.00	0.00	5.23	-0.31	150.09	1.02
INLET #3 R2_000804.LAB	3/11/2020	7:34	107.19	0.33	0.00	-0.01	5.21	-0.50	150.13	1.02
INLET #3 R2_000805.LAB	3/11/2020	7:34	107.10	-0.14	0.00	-0.01	5.21	0.14	150.12	1.02
INLET #3 R2_000806.LAB	3/11/2020	7:34	106.35	0.14	0.00	-0.01	5.22	-0.32	150.12	1.00
INLET #3 R2_000807.LAB	3/11/2020	7:34	104.32	-0.04	0.00	-0.01	5.21	-0.43	150.12	0.99
INLET #3 R2_000808.LAB	3/11/2020	7:35	104.12	0.31	0.00	-0.01	5.22	-0.57	150.11	0.99
INLET #3 R2_000809.LAB	3/11/2020	7:35	102.32	0.05	0.00	-0.01	5.16	-0.11	150.13	0.99
INLET #3 R2_000810.LAB	3/11/2020	7:35	19.89	-0.30	0.00	0.00	5.06	91.40	150.11	0.99
INLET #3 R2_000811.LAB	3/11/2020	7:35	5.13	-0.45	0.00	0.00	5.03	105.31	150.15	0.99
INLET #3 R2_000812.LAB	3/11/2020	7:36	4.75	-0.31	0.00	0.00	5.03	105.24	150.11	0.99
INLET #3 R2_000813.LAB	3/11/2020	7:36	4.26	0.03	0.00	-0.01	5.03	105.38	150.12	0.99
INLET #3 R2_000814.LAB	3/11/2020	7:36	4.04	-0.24	0.00	-0.01	5.03	105.10	150.14	0.99
INLET #3 R2_000815.LAB	3/11/2020	7:36	3.85	-0.22	0.00	-0.02	5.03	105.61	150.14	0.99
INLET #3 R2_000816.LAB	3/11/2020	7:37	3.85	-0.20	0.00	-0.02	5.03	105.47	150.12	0.99
INLET #3 R2_000817.LAB	3/11/2020	7:37	3.31	-0.32	0.00	0.00	5.03	105.49	150.13	0.99

Spectrum	Date	Time	/lene oxide	:NE LOW-MI	CO2% 150C	H2O% 150C	HEXAFLUOR	/LENE 150C	Temp (C)	ressure (Atm)	
INLET #3 R2_000818.LAB	3/11/2020	7:37	3.17	-0.56	0.00	0.00	5.02	105.59	150.10	0.99	
INLET #3 R2_000819.LAB	3/11/2020	7:37	3.26	-0.37	0.00	-0.01	5.03	102.39	150.14	0.99	
INLET #3 R2_000820.LAB	3/11/2020	7:38	2.98	0.14	0.00	-0.01	5.03	102.71	150.10	0.99	
INLET #3 R2_000821.LAB	3/11/2020	7:38	3.08	-0.15	0.00	-0.01	5.02	102.76	150.13	0.99	
INLET #3 R2_000822.LAB	3/11/2020	7:38	2.85	0.12	0.00	-0.01	5.03	102.52	150.15	0.99	CTS Direct Injection
INLET #3 R2_000823.LAB	3/11/2020	7:38	2.40	-0.23	0.00	-0.02	5.03	102.56	150.11	0.99	
INLET #3 R2_000824.LAB	3/11/2020	7:39	2.88	-0.27	0.00	-0.01	5.02	102.38	150.12	0.99	
INLET #3 R2_000825.LAB	3/11/2020	7:39	14.39	-0.02	0.03	-0.02	5.02	89.28	150.13	0.99	
INLET #3 R2_000826.LAB	3/11/2020	7:39	98.39	0.26	0.02	-0.02	5.19	5.02	150.12	0.99	
INLET #3 R2_000827.LAB	3/11/2020	7:39	101.62	0.26	0.00	-0.02	5.21	-0.23	150.15	0.99	
INLET #3 R2_000828.LAB	3/11/2020	7:40	101.99	-0.06	0.00	-0.01	5.20	-0.15	150.16	0.99	
INLET #3 R2_000829.LAB	3/11/2020	7:40	102.58	-0.30	0.00	0.00	5.20	0.28	150.16	0.99	
INLET #3 R2_000830.LAB	3/11/2020	7:40	103.00	0.00	0.00	0.00	5.20	0.40	150.16	0.99	Check Standard direct injection
INLET #3 R2_000831.LAB	3/11/2020	7:40	103.11	0.14	0.00	-0.01	5.20	0.21	150.15	0.99	
INLET #3 R2_000832.LAB	3/11/2020	7:41	103.36	0.03	0.00	0.00	5.20	0.25	150.13	0.99	

Spectrum	Date	Time	Ethylene o>	METHANE I	CO2% 150C	H2O% 150C	SULFUR HE:	ETHYLENE 1	Temp (C)	Pressure (A	Comments
INLET #3 R2_000833.LA8	3/11/2020	7:41	103.56	0.36	0.00	0.00	5.20	-0.09	150.16	0.99	
INLET #3 R2_000834.LAB	3/11/2020	7:41	102.91	-0.10	0.00	-0.01	5.20	0.81	150.14	0.99	
INLET #3 R2_000835.LAB	3/11/2020	7:41	38.98	0.42	0.01	0.00	1.79	3.74	150.15	0.99	
INLET #3 R2_000836.LA8	3/11/2020	7:42	88.06	18.61	0.46	0.63	0.48	-13.40	150.14	1.00	
INLET #3 R2_000837.LA8	3/11/2020	7:42	-3.23	2.34	0.03	0.28	0.05	-2.06	150.14	1.00	
INLET #3 R2_000838.LA8	3/11/2020	7:42	-1.23	1.56	0.01	0.12	0.00	-1.80	150.13	1.00	
INLET #3 R2_000839.LAB	3/11/2020	7:42	-0.38	1.08	0.00	0.06	0.00	-2.75	150.15	1.00	
INLET #3 R2_000840.LAB	3/11/2020	7:43	0.41	0.67	0.00	0.04	0.00	-3.26	150.13	1.00	
INLET #3 R2_000841.LA8	3/11/2020	7:43	0.75	0.68	0.00	0.03	0.00	-3.65	150.17	1.00	
INLET #3 R2_000842.LAB	3/11/2020	7:43	0.87	0.36	0.00	0.03	0.00	-3.87	150.15	1.00	
INLET #3 R2_000843.LAB	3/11/2020	7:43	1.19	0.44	0.00	0.01	0.00	-3.80	150.14	1.00	
INLET #3 R2_000844.LA8	3/11/2020	7:44	1.07	0.20	0.00	0.01	0.00	-4.07	150.14	1.00	
INLET #3 R2_000845.LA8	3/11/2020	7:44	1.13	-0.14	0.00	0.01	0.00	-4.45	150.15	1.00	
INLET #3 R2_000846.LAB	3/11/2020	7:44	1.38	0.32	0.00	0.01	0.00	-4.12	150.12	1.00	
INLET #3 R2_000B47.LAB	3/11/2020	7:44	0.88	0.39	0.00	0.01	0.00	-4.81	150.15	1.00	
INLET #3 R2_000848.LAB	3/11/2020	7:45	0.99	0.56	0.00	0.01	0.00	-4.24	150.13	1.00	
INLET #3 R2_000849.LA8	3/11/2020	7:45	0.68	0.56	0.00	0.01	0.00	-4.56	150.11	1.00	
INLET #3 R2_000850.LA8	3/11/2020	7:45	0.70	0.60	0.00	0.00	0.00	-4.34	150.15	1.00	
INLET #3 R2_000851.LAB	3/11/2020	7:45	0.70	0.16	0.00	0.01	0.00	-4.30	150.13	1.00	
INLET #3 R2_000852.LA8	3/11/2020	7:46	0.62	-0.16	0.00	0.01	0.00	-4.68	150.15	1.00	
INLET #3 R2_000853.LAB	3/11/2020	7:46	0.32	0.18	0.00	0.00	0.00	-4.55	150.11	1.00	N2 system injection
INLET #3 R2_000854.LA8	3/11/2020	7:46	0.45	0.16	0.00	0.00	0.00	-4.70	150.13	1.00	
INLET #3 R2_000855.LAB	3/11/2020	7:46	0.67	0.25	0.00	0.01	0.00	-4.71	150.14	1.00	
INLET #3 R2_000856.LAB	3/11/2020	7:47	0.72	0.26	0.00	0.01	0.00	-4.49	150.11	1.00	
INLET #3 R2_000857.LAB	3/11/2020	7:47	0.59	0.45	0.00	0.01	0.00	-4.24	150.15	1.00	
INLET #3 R2_000858.LAB	3/11/2020	7:47	5.10	2.61	0.04	0.18	1.25	21.95	150.11	1.00	
INLET #3 R2_000859.LAB	3/11/2020	7:47	0.53	0.33	0.00	0.02	4.97	97.37	150.12	1.00	
INLET #3 R2_000860.LAB	3/11/2020	7:48	0.60	0.43	0.00	0.01	5.03	98.11	150.13	1.00	
INLET #3 R2_000861.LAB	3/11/2020	7:48	0.58	0.18	0.00	-0.01	5.04	100.46	150.15	1.00	
INLET #3 R2_000862.LA8	3/11/2020	7:48	0.67	-0.16	0.00	0.00	5.04	101.26	150.10	1.00	CT5 system injection
INLET #3 R2_000863.LAB	3/11/2020	7:48	0.65	0.06	0.00	0.00	5.05	102.33	150.15	1.00	
INLET #3 R2_000864.LAB	3/11/2020	7:49	0.89	0.16	0.00	0.00	5.05	100.36	150.15	1.00	
INLET #3 R2_000865.LAB	3/11/2020	7:49	0.77	0.03	0.00	0.00	5.04	100.74	150.09	1.00	
INLET #3 R2_000866.LAB	3/11/2020	7:49	0.65	0.48	0.00	0.00	5.05	98.71	150.11	1.00	
INLET #3 R2_000867.LA8	3/11/2020	7:50	8.67	2.27	0.05	0.17	3.03	54.31	150.12	1.00	
INLET #3 R2_000868.LAB	3/11/2020	7:50	92.34	0.94	0.01	0.03	5.15	0.64	150.12	1.00	
INLET #3 R2_000869.LAB	3/11/2020	7:50	99.67	1.16	0.00	0.00	5.21	-4.17	150.11	1.00	
INLET #3 R2_000870.LAB	3/11/2020	7:50	100.38	0.28	0.00	0.00	5.21	-4.02	150.12	1.00	Check Standard system injectio
INLET #3 R2_000871.LA8	3/11/2020	7:51	101.26	0.82	0.00	0.01	5.21	-3.90	150.11	1.00	
INLET #3 R2_000872.LAB	3/11/2020	7:51	101.86	-0.03	0.00	0.00	5.22	-4.18	150.14	1.00	
INLET #3 R2_000873.LAB	3/11/2020	7:51	102.58	0.39	0.00	0.00	5.22	-4.34	150.15	1.00	
INLET #3 R2_000874.LAB	3/11/2020	7:51	70.20	2.12	0.04	0.14	3.00	-2.71	150.16	1.00	
INLET #3 R2_000875.LAB	3/11/2020	7:52	15.45	4.77	0.10	0.73	0.05	-5.77	150.12	1.00	
INLET #3 R2_000876.LA8	3/11/2020	7:52	14.56	4.84	0.10	0.81	0.01	-3.84	150.13	1.00	

Spectrum	Date	Time	/lene oxide	:NE LOW-MI	CO2% 150C	H2O% 150C	HEXAFLUORYLENE 150C	Temp (C)	ressure (Atm)
INLET #3 R2_000877.LA8	3/11/2020	7:53	13.32	4.24	0.11	0.91	0.00	-1.75	150.14	1.00
INLET #3 R2_000878.LAB	3/11/2020	7:54	12.84	4.14	0.11	0.96	0.00	-0.83	150.13	1.00
INLET #3 R2_000879.LAB	3/11/2020	7:55	12.58	4.17	0.11	0.96	0.00	-0.57	150.14	1.00
INLET #3 R2_000880.LAB	3/11/2020	7:56	12.45	4.23	0.11	0.99	0.00	-0.35	150.13	1.00
INLET #3 R2_000881.LA8	3/11/2020	7:57	12.34	4.35	0.11	1.00	0.00	-0.38	150.12	1.00
INLET #3 R2_000882.LA8	3/11/2020	7:58	12.11	4.28	0.11	1.00	0.00	-0.26	150.14	1.00
INLET #3 R2_000883.LAB	3/11/2020	7:59	12.10	4.32	0.11	1.00	0.00	-0.07	150.14	1.00
INLET #3 R2_000884.LAB	3/11/2020	8:00	12.35	4.48	0.11	1.02	0.00	-0.21	150.13	1.00
INLET #3 R2_000B85.LAB	3/11/2020	8:01	11.86	4.30	0.11	1.02	0.00	0.02	150.14	1.00
INLET #3 R2_000B86.LA8	3/11/2020	8:02	11.80	4.16	0.11	1.03	0.00	-0.12	150.11	1.00
INLET #3 R2_000887.LA8	3/11/2020	8:03	11.64	4.16	0.11	1.03	0.00	-0.08	150.12	1.00
INLET #3 R2_000888.LAB	3/11/2020	8:04	10.94	4.22	0.11	1.06	0.00	-0.25	150.13	1.00
INLET #3 R2_000889.LAB	3/11/2020	8:05	10.71	4.00	0.11	1.07	0.00	-0.16	150.13	1.00
INLET #3 R2_000890.LAB	3/11/2020	8:06	10.80	4.34	0.11	1.06	0.00	0.16	150.14	1.00
INLET #3 R2_000891.LA8	3/11/2020	8:07	10.73	4.16	0.11	1.07	0.00	0.03	150.14	1.00
INLET #3 R2_000892.LAB	3/11/2020	8:08	11.02	4.28	0.11	1.05	0.00	-0.01	150.15	1.00
INLET #3 R2_000893.LAB	3/11/2020	8:09	11.05	4.25	0.11	1.05	0.00	0.06	150.15	1.00
INLET #3 R2_000894.LAB	3/11/2020	8:10	11.07	4.30	0.11	1.06	0.00	-0.05	150.14	1.00
INLET #3 R2_000895.LAB	3/11/2020	8:11	11.25	4.21	0.11	1.06	0.00	-0.02	150.14	1.00
INLET #3 R2_000896.LA8	3/11/2020	8:12	11.09	4.35	0.11	1.07	0.00	-0.08	150.13	1.00
INLET #3 R2_000897.LAB	3/11/2020	8:13	11.12	4.21	0.11	1.07	0.00	0.11	150.15	1.00
INLET #3 R2_000898.LA8	3/11/2020	8:14	11.10	4.12	0.11	1.06	0.00	-0.01	150.13	1.00
INLET #3 R2_000B99.LAB	3/11/2020	8:15	10.78	4.29	0.11	1.08	0.00	-0.03	150.23	1.00
INLET #3 R2_000900.LAB	3/11/2020	8:16	10.84	4.44	0.11	1.07	0.00	-0.10	150.17	1.00
INLET #3 R2_000901.LA8	3/11/2020	8:17	10.71	4.32	0.11	1.08	0.00	0.04	150.15	1.00
INLET #3 R2_000902.LA8	3/11/2020	8:18	10.75	4.31	0.11	1.07	0.00	-0.09	150.16	1.00
INLET #3 R2_000903.LA8	3/11/2020	8:19	10.90	4.45	0.11	1.05	0.00	-0.08	150.15	1.00
INLET #3 R2_000904.LA8	3/11/2020	8:20	11.25	4.25	0.11	1.06	0.00	-0.05	150.15	1.00
INLET #3 R2_000905.LAB	3/11/2020	8:21	11.12	4.38	0.11	1.05	0.00	0.00	150.15	1.00
INLET #3 R2_000906.LAB	3/11/2020	8:22	11.32	4.29	0.11	1.05	0.00	-0.02	150.15	1.00

Spectrum	Date	Time	Ethylene o›	METHANE I	CO2% 150C	H2O% 150C	SULFUR HE:	ETHYLENE 1	Temp (C)	Pressure (A	Comments
INLET #3 R2_000907.LAB	3/11/2020	8:23	11.25	4.45	0.11	1.05	0.00	-0.02	150.15	1.00	
INLET #3 R2_000908.LAB	3/11/2020	8:24	11.19	4.33	0.11	1.05	0.00	-0.02	150.15	1.00	
INLET #3 R2_000909.LAB	3/11/2020	8:25	11.24	4.21	0.11	1.06	0.00	0.11	150.16	1.00	
INLET #3 R2_000910.LAB	3/11/2020	8:26	10.95	4.06	0.11	1.08	0.00	0.09	150.15	1.00	
INLET #3 R2_000911.LAB	3/11/2020	8:27	10.79	4.20	0.11	1.07	0.00	0.24	150.15	1.00	
INLET #3 R2_000912.LAB	3/11/2020	8:28	10.64	4.03	0.11	1.07	0.00	0.01	150.14	1.00	
INLET #3 R2_000913.LAB	3/11/2020	8:29	10.37	4.28	0.11	1.09	0.00	0.08	150.16	1.00	
INLET #3 R2_000914.LAB	3/11/2020	8:30	10.47	4.32	0.11	1.08	0.00	-0.10	150.15	1.00	
INLET #3 R2_000915.LAB	3/11/2020	8:31	10.26	4.21	0.11	1.09	0.00	-0.14	150.15	1.00	
INLET #3 R2_000916.LAB	3/11/2020	8:32	10.34	4.25	0.11	1.10	0.00	-0.11	150.15	1.00	
INLET #3 R2_000917.LAB	3/11/2020	8:33	10.56	4.22	0.11	1.09	0.00	-0.07	150.15	1.00	
INLET #3 R2_000918.LAB	3/11/2020	8:34	10.52	4.30	0.11	1.09	0.00	0.13	150.16	1.00	Begin Run #2
INLET #3 R2_000919.LAB	3/11/2020	8:35	10.79	4.21	0.11	1.09	0.00	-0.05	150.15	1.00	
INLET #3 R2_000920.LAB	3/11/2020	8:36	10.87	4.21	0.11	1.07	0.00	0.07	150.15	1.00	
INLET #3 R2_000921.LAB	3/11/2020	8:37	10.83	4.17	0.11	1.09	0.00	-0.08	150.15	1.00	
INLET #3 R2_000922.LAB	3/11/2020	8:38	10.47	4.19	0.11	1.11	0.00	0.13	150.15	1.00	
INLET #3 R2_000923.LAB	3/11/2020	8:39	10.48	4.17	0.11	1.09	0.00	0.11	150.14	1.00	
INLET #3 R2_000924.LAB	3/11/2020	8:40	10.55	3.95	0.11	1.09	0.00	0.09	150.15	1.00	
INLET #3 R2_000925.LAB	3/11/2020	8:41	10.55	4.13	0.11	1.10	0.00	-0.10	150.16	1.00	
INLET #3 R2_000926.LAB	3/11/2020	8:42	10.21	4.30	0.11	1.10	0.00	-0.21	150.15	1.00	
INLET #3 R2_000927.LAB	3/11/2020	8:43	10.31	4.15	0.11	1.09	0.00	-0.16	150.16	1.00	
INLET #3 R2_000928.LAB	3/11/2020	8:44	10.14	4.19	0.11	1.08	0.00	-0.14	150.15	1.00	
INLET #3 R2_000929.LAB	3/11/2020	8:45	10.09	4.23	0.11	1.10	0.00	-0.14	150.16	1.00	
INLET #3 R2_000930.LAB	3/11/2020	8:46	9.77	3.76	0.11	1.12	0.00	0.04	150.16	1.00	
INLET #3 R2_000931.LAB	3/11/2020	8:47	9.83	4.07	0.11	1.08	0.00	0.09	150.16	1.00	
INLET #3 R2_000932.LAB	3/11/2020	8:48	9.64	3.89	0.10	1.08	0.00	0.15	150.16	1.00	
INLET #3 R2_000933.LAB	3/11/2020	8:49	10.21	4.19	0.10	1.08	0.00	0.29	150.16	1.00	
INLET #3 R2_000934.LAB	3/11/2020	8:50	10.34	4.21	0.10	1.08	0.00	0.22	150.16	1.00	
INLET #3 R2_000935.LAB	3/11/2020	8:51	10.05	4.06	0.10	1.09	0.00	0.21	150.17	1.00	
INLET #3 R2_000936.LAB	3/11/2020	8:52	9.97	4.20	0.10	1.08	0.00	0.12	150.15	1.00	
INLET #3 R2_000937.LAB	3/11/2020	8:53	9.94	4.02	0.10	1.10	0.00	0.14	150.16	1.00	
INLET #3 R2_000938.LAB	3/11/2020	8:54	9.85	3.96	0.10	1.10	0.00	0.12	150.15	1.00	
INLET #3 R2_000939.LAB	3/11/2020	8:55	10.37	4.06	0.10	1.08	0.00	0.27	150.15	1.00	
INLET #3 R2_000940.LAB	3/11/2020	8:56	9.98	4.13	0.10	1.08	0.00	0.07	150.16	1.00	
INLET #3 R2_000941.LAB	3/11/2020	8:57	9.91	4.09	0.10	1.08	0.00	0.10	150.15	1.00	
INLET #3 R2_000942.LAB	3/11/2020	8:58	10.06	4.04	0.10	1.08	0.00	0.15	150.15	1.00	
INLET #3 R2_000943.LAB	3/11/2020	8:59	10.22	4.07	0.10	1.09	0.00	0.36	150.15	1.00	
INLET #3 R2_000944.LAB	3/11/2020	9:00	9.99	4.17	0.10	1.09	0.00	0.34	150.17	1.00	
INLET #3 R2_000945.LAB	3/11/2020	9:01	10.39	4.10	0.10	1.07	0.00	0.30	150.15	1.00	
INLET #3 R2_000946.LAB	3/11/2020	9:02	10.26	3.94	0.10	1.07	0.00	0.38	150.15	1.00	
INLET #3 R2_000947.LAB	3/11/2020	9:03	10.76	4.05	0.10	1.05	0.00	0.41	150.16	1.00	
INLET #3 R2_000948.LAB	3/11/2020	9:04	10.59	3.76	0.10	1.07	0.00	0.57	150.15	1.00	
INLET #3 R2_000949.LAB	3/11/2020	9:05	10.34	4.10	0.10	1.08	0.00	0.39	150.15	1.00	
INLET #3 R2_000950.LAB	3/11/2020	9:06	10.67	4.02	0.10	1.06	0.00	0.38	150.16	1.00	
INLET #3 R2_000951.LAB	3/11/2020	9:07	10.60	4.07	0.10	1.07	0.00	0.34	150.15	1.00	
INLET #3 R2_000952.LAB	3/11/2020	9:08	10.28	4.23	0.10	1.08	0.00	0.22	150.16	1.00	
INLET #3 R2_000953.LAB	3/11/2020	9:09	10.50	4.03	0.10	1.07	0.00	0.32	150.16	1.00	
INLET #3 R2_000954.LAB	3/11/2020	9:10	10.17	4.02	0.10	1.10	0.00	0.19	150.16	1.00	
INLET #3 R2_000955.LAB	3/11/2020	9:11	10.09	3.94	0.10	1.09	0.00	0.33	150.17	1.00	
INLET #3 R2_000956.LAB	3/11/2020	9:12	10.54	4.13	0.10	1.07	0.00	0.29	150.15	1.00	
INLET #3 R2_000957.LAB	3/11/2020	9:13	10.47	4.13	0.10	1.08	0.00	0.10	150.16	1.00	
INLET #3 R2_000958.LAB	3/11/2020	9:14	10.58	3.95	0.10	1.07	0.00	0.27	150.16	1.00	
INLET #3 R2_000959.LAB	3/11/2020	9:15	10.16	4.14	0.10	1.05	0.00	0.04	150.17	1.00	
INLET #3 R2_000960.LAB	3/11/2020	9:16	10.12	4.01	0.10	1.05	0.00	0.11	150.17	1.00	
INLET #3 R2_000961.LAB	3/11/2020	9:17	10.19	4.04	0.10	1.07	0.00	0.15	150.16	1.00	
INLET #3 R2_000962.LAB	3/11/2020	9:18	9.91	4.33	0.10	1.08	0.00	0.23	150.16	1.00	
INLET #3 R2_000963.LAB	3/11/2020	9:19	9.80	4.22	0.10	1.08	0.00	0.12	150.16	1.00	
INLET #3 R2_000965.LAB	3/11/2020	9:21	9.65	4.37	0.10	1.07	0.00	0.08	150.17	1.00	
INLET #3 R2_000966.LAB	3/11/2020	9:22	10.06	4.03	0.10	1.07	0.00	0.24	150.15	1.00	
INLET #3 R2_000967.LAB	3/11/2020	9:23	9.99	4.18	0.10	1.09	0.00	0.32	150.15	1.00	
INLET #3 R2_000968.LAB	3/11/2020	9:24	9.80	4.02	0.10	1.09	0.00	0.29	150.16	1.00	
INLET #3 R2_000969.LAB	3/11/2020	9:25	9.51	4.07	0.10	1.09	0.00	0.08	150.16	1.00	
INLET #3 R2_000970.LAB	3/11/2020	9:26	9.37	4.17	0.10	1.09	0.00	0.20	150.16	1.00	
INLET #3 R2_000971.LAB	3/11/2020	9:27	9.03	4.17	0.10	1.10	0.00	0.40	150.16	1.00	
INLET #3 R2_000972.LAB	3/11/2020	9:28	9.36	3.90	0.10	1.10	0.00	0.19	150.16	1.00	
INLET #3 R2_000973.LAB	3/11/2020	9:29	9.51	4.02	0.10	1.10	0.00	0.15	150.16	1.00	
INLET #3 R2_000974.LAB	3/11/2020	9:30	9.60	4.22	0.10	1.07	0.00	0.23	150.16	1.00	
INLET #3 R2_000975.LAB	3/11/2020	9:31	9.34	4.11	0.10	1.09	0.00	0.24	150.17	1.00	
INLET #3 R2_000976.LAB	3/11/2020	9:32	9.18	4.10	0.10	1.09	0.00	0.29	150.16	1.00	
INLET #3 R2_000977.LAB	3/11/2020	9:33	9.06	4.12	0.10	1.09	0.00	0.43	150.17	1.00	
INLET #3 R2_000978.LAB	3/11/2020	9:34	9.34	4.06	0.10	1.10	0.00	0.35	150.16	1.00	
INLET #3 R2_000979.LAB	3/11/2020	9:35	9.03	3.96	0.10	1.12	0.00	0.38	150.17	1.00	
INLET #3 R2_000980.LAB	3/11/2020	9:36	8.97	3.98	0.10	1.14	0.00	0.22	150.16	1.00	
INLET #3 R2_000981.LAB	3/11/2020	9:37	8.47	3.83	0.10	1.14	0.00	0.35	150.16	1.00	
INLET #3 R2_000982.LAB	3/11/2020	9:38	8.98	4.03	0.10	1.14	0.00	0.32	150.16	1.00	
INLET #3 R2_000983.LAB	3/11/2020	9:39	8.83	3.82	0.10	1.14	0.00	0.31	150.17	1.00	

5pectrum	Date	Time	Ethylene o›	METHANE I	CO2% 150C	H2O% 150C	SULFUR HE:	ETHYLENE 1	Temp (C)	Pressure (A	Comments
INLET #3 R2_000984.LAB	3/11/2020	9:40	9.24	4.03	0.10	1.14	0.00	0.34	150.17	1.00	
INLET #3 R2_000985.LAB	3/11/2020	9:41	9.17	4.01	0.10	1.13	0.00	0.34	150.17	1.00	
INLET #3 R2_000986.LAB	3/11/2020	9:42	9.25	4.02	0.10	1.10	0.00	0.08	150.15	1.00	
INLET #3 R2_000987.LAB	3/11/2020	9:43	9.43	4.03	0.10	1.10	0.00	0.40	150.14	1.00	
INLET #3 R2_000988.LAB	3/11/2020	9:44	9.29	3.88	0.10	1.10	0.00	0.33	150.15	1.00	
INLET #3 R2_000989.LAB	3/11/2020	9:45	9.03	3.98	0.10	1.11	0.00	0.41	150.16	1.00	
INLET #3 R2_000990.LAB	3/11/2020	9:46	9.14	3.83	0.10	1.10	0.00	0.21	150.15	1.00	
INLET #3 R2_000991.LAB	3/11/2020	9:47	9.25	3.96	0.10	1.09	0.00	0.42	150.16	1.00	
INLET #3 R2_000992.LAB	3/11/2020	9:48	9.00	3.95	0.10	1.11	0.00	0.33	150.16	1.00	
INLET #3 R2_000993.LAB	3/11/2020	9:49	8.84	3.94	0.10	1.11	0.00	0.02	150.15	1.00	
INLET #3 R2_000994.LAB	3/11/2020	9:50	9.12	4.13	0.10	1.10	0.00	0.34	150.16	1.00	
INLET #3 R2_000995.LAB	3/11/2020	9:51	9.39	4.09	0.10	1.09	0.00	0.34	150.16	1.00	
INLET #3 R2_000996.LAB	3/11/2020	9:52	9.46	4.25	0.10	1.08	0.00	0.29	150.16	1.00	
INLET #3 R2_000997.LAB	3/11/2020	9:53	9.47	4.14	0.10	1.08	0.00	0.52	150.16	1.00	
INLET #3 R2_000998.LAB	3/11/2020	9:54	9.31	4.02	0.10	1.09	0.00	0.39	150.16	1.00	
INLET #3 R2_000999.LAB	3/11/2020	9:55	8.96	3.99	0.10	1.10	0.00	0.33	150.15	1.00	
INLET #3 R2_001000.LAB	3/11/2020	9:56	8.86	3.95	0.10	1.11	0.00	0.36	150.15	1.00	
INLET #3 R2_001001.LAB	3/11/2020	9:57	8.81	4.03	0.10	1.13	0.00	0.27	150.16	1.00	
INLET #3 R2_001002.LAB	3/11/2020	9:58	8.78	3.88	0.10	1.12	0.00	0.20	150.15	1.00	
INLET #3 R2_001003.LAB	3/11/2020	9:59	8.69	3.78	0.10	1.13	0.00	0.22	150.15	1.00	
INLET #3 R2_001004.LAB	3/11/2020	10:00	8.53	4.10	0.10	1.14	0.00	0.18	150.16	1.00	
INLET #3 R2_001005.LAB	3/11/2020	10:01	8.56	3.84	0.10	1.13	0.00	0.05	150.16	1.00	
INLET #3 R2_001006.LAB	3/11/2020	10:02	8.32	3.81	0.10	1.13	0.00	-0.04	150.15	1.00	
INLET #3 R2_001007.LAB	3/11/2020	10:03	8.65	4.11	0.10	1.14	0.00	0.03	150.16	1.00	
INLET #3 R2_001008.LAB	3/11/2020	10:04	8.64	3.95	0.10	1.13	0.00	0.04	150.16	1.00	
INLET #3 R2_001009.LAB	3/11/2020	10:05	8.88	3.87	0.10	1.11	0.00	0.00	150.16	1.00	
INLET #3 R2_001010.LAB	3/11/2020	10:06	8.90	3.71	0.10	1.11	0.00	0.09	150.16	1.00	
INLET #3 R2_001011.LAB	3/11/2020	10:07	9.03	4.33	0.10	1.10	0.00	0.10	150.15	1.00	
INLET #3 R2_001012.LAB	3/11/2020	10:08	9.00	3.98	0.10	1.11	0.00	0.03	150.16	1.00	
INLET #3 R2_001013.LAB	3/11/2020	10:09	9.32	4.16	0.10	1.09	0.00	-0.10	150.16	1.00	
INLET #3 R2_001014.LAB	3/11/2020	10:10	9.25	4.01	0.10	1.08	0.00	-0.01	150.15	1.00	
INLET #3 R2_001015.LAB	3/11/2020	10:11	9.31	3.97	0.10	1.08	0.00	0.01	150.16	1.00	
INLET #3 R2_001016.LAB	3/11/2020	10:12	8.98	3.99	0.10	1.08	0.00	0.01	150.17	1.00	
INLET #3 R2_001017.LAB	3/11/2020	10:13	8.98	4.06	0.10	1.09	0.00	-0.08	150.15	1.00	
INLET #3 R2_001018.LAB	3/11/2020	10:14	9.09	4.23	0.10	1.09	0.00	-0.03	150.15	1.00	
INLET #3 R2_001019.LAB	3/11/2020	10:15	9.03	4.19	0.10	1.09	0.00	0.02	150.16	1.00	
INLET #3 R2_001020.LAB	3/11/2020	10:16	8.70	4.11	0.10	1.10	0.00	0.03	150.16	1.00	
INLET #3 R2_001021.LAB	3/11/2020	10:17	9.02	3.89	0.10	1.10	0.00	0.09	150.16	1.00	
INLET #3 R2_001022.LAB	3/11/2020	10:18	8.99	4.00	0.11	1.09	0.00	-0.11	150.17	1.00	
INLET #3 R2_001023.LAB	3/11/2020	10:19	9.27	4.00	0.11	1.09	0.00	0.02	150.16	1.00	
INLET #3 R2_001024.LAB	3/11/2020	10:20	9.16	4.20	0.11	1.08	0.00	0.05	150.17	1.00	
INLET #3 R2_001025.LAB	3/11/2020	10:21	8.91	3.93	0.11	1.08	0.00	0.14	150.16	1.00	
INLET #3 R2_001026.LAB	3/11/2020	10:22	8.78	4.01	0.11	1.09	0.00	-0.04	150.15	1.00	
INLET #3 R2_001027.LAB	3/11/2020	10:23	8.57	4.00	0.11	1.08	0.00	0.07	150.17	1.00	
INLET #3 R2_001028.LAB	3/11/2020	10:24	8.98	4.02	0.11	1.08	0.00	0.00	150.16	1.00	
INLET #3 R2_001029.LAB	3/11/2020	10:25	9.21	3.87	0.11	1.09	0.00	0.03	150.16	1.00	
INLET #3 R2_001030.LAB	3/11/2020	10:26	9.06	4.04	0.11	1.08	0.00	-0.16	150.15	1.00	
INLET #3 R2_001031.LAB	3/11/2020	10:27	9.13	4.14	0.11	1.07	0.00	0.06	150.16	1.00	
INLET #3 R2_001032.LAB	3/11/2020	10:28	9.38	4.22	0.10	1.06	0.00	-0.14	150.15	1.00	
INLET #3 R2_001033.LAB	3/11/2020	10:29	8.94	4.06	0.10	1.08	0.00	-0.05	150.16	1.00	
INLET #3 R2_001034.LAB	3/11/2020	10:30	8.67	4.14	0.10	1.08	0.00	0.09	150.16	1.00	
INLET #3 R2_001035.LAB	3/11/2020	10:31	9.06	4.03	0.10	1.08	0.00	0.02	150.15	1.00	
INLET #3 R2_001036.LAB	3/11/2020	10:32	8.74	4.01	0.10	1.10	0.00	-0.02	150.17	1.00	
INLET #3 R2_001037.LAB	3/11/2020	10:33	8.69	4.14	0.10	1.08	0.00	-0.13	150.15	1.00	
INLET #3 R2_001038.LAB	3/11/2020	10:34	9.01	4.12	0.10	1.07	0.00	-0.05	150.15	1.00	
INLET #3 R2_001039.LAB	3/11/2020	10:35	9.18	3.91	0.10	1.07	0.00	-0.06	150.16	1.00	
INLET #3 R2_001040.LAB	3/11/2020	10:36	9.43	3.97	0.10	1.08	0.00	-0.15	150.15	1.00	
INLET #3 R2_001041.LAB	3/11/2020	10:37	9.22	3.98	0.10	1.07	0.00	-0.04	150.16	1.00	
INLET #3 R2_001042.LAB	3/11/2020	10:38	9.31	4.12	0.10	1.07	0.00	0.05	150.16	1.00	
INLET #3 R2_001043.LAB	3/11/2020	10:39	9.33	3.94	0.10	1.08	0.00	-0.07	150.16	1.00	
INLET #3 R2_001044.LAB	3/11/2020	10:40	8.92	3.86	0.10	1.08	0.00	-0.13	150.16	1.00	
INLET #3 R2_001045.LAB	3/11/2020	10:41	8.62	4.08	0.10	1.07	0.00	-0.20	150.16	1.00	
INLET #3 R2_001046.LAB	3/11/2020	10:42	9.08	4.05	0.10	1.08	0.00	-0.11	150.15	1.00	
INLET #3 R2_001047.LAB	3/11/2020	10:43	8.60	3.99	0.10	1.12	0.00	0.07	150.15	1.00	
INLET #3 R2_001048.LAB	3/11/2020	10:44	8.40	3.92	0.10	1.12	0.00	0.11	150.15	1.00	
INLET #3 R2_001049.LAB	3/11/2020	10:45	8.61	4.01	0.11	1.10	0.00	-0.09	150.16	1.00	
INLET #3 R2_001050.LAB	3/11/2020	10:46	8.54	3.96	0.11	1.11	0.00	-0.30	150.16	1.00	
INLET #3 R2_001051.LAB	3/11/2020	10:47	8.37	4.19	0.11	1.10	0.00	-0.40	150.16	1.00	
INLET #3 R2_001052.LAB	3/11/2020	10:48	8.68	3.94	0.11	1.09	0.00	-0.38	150.16	1.00	
INLET #3 R2_001053.LAB	3/11/2020	10:49	8.48	4.09	0.11	1.09	0.00	-0.64	150.16	1.00	
INLET #3 R2_001054.LAB	3/11/2020	10:50	8.59	4.19	0.11	1.10	0.00	-0.61	150.15	1.00	
INLET #3 R2_001055.LAB	3/11/2020	10:51	8.76	4.17	0.11	1.10	0.00	-0.45	150.16	1.00	
INLET #3 R2_001056.LAB	3/11/2020	10:52	8.76	3.94	0.11	1.10	0.00	-0.40	150.16	1.00	
INLET #3 R2_001057.LAB	3/11/2020	10:53	8.33	4.04	0.11	1.11	0.00	-0.41	150.16	1.00	
INLET #3 R2_001058.LAB	3/11/2020	10:54	8.38	4.05	0.10	1.11	0.00	-0.20	150.15	1.00	
INLET #3 R2_001059.LAB	3/11/2020	10:55	8.15	3.84	0.10	1.14	0.00	0.10	150.15	1.00	

Spectrum	Date	Time	Ethylene o›	METHANE l	CO2% 150C	H2O% 150C	SULFUR HE	ETHYLENE 1	Temp (C)	Pressure (A	Comments
INLET #3 R2_001060.LAB	3/11/2020	10:56	8.20	3.84	0.10	1.16	0.00	0.01	150.15	1.00	
INLET #3 R2_001061.LAB	3/11/2020	10:57	8.48	3.92	0.10	1.12	0.00	-0.32	150.16	1.00	
INLET #3 R2_001062.LAB	3/11/2020	10:58	9.02	3.95	0.10	1.12	0.00	-0.82	150.15	1.00	
INLET #3 R2_001063.LAB	3/11/2020	10:59	9.38	4.03	0.10	1.08	0.00	-0.78	150.16	1.00	
INLET #3 R2_001064.LAB	3/11/2020	11:00	9.08	4.04	0.10	1.10	0.00	-1.10	150.16	1.00	
INLET #3 R2_001065.LAB	3/11/2020	11:01	8.95	3.91	0.10	1.09	0.00	-1.02	150.16	1.00	
INLET #3 R2_001066.LAB	3/11/2020	11:02	9.00	4.01	0.10	1.09	0.00	-0.91	150.16	1.00	
INLET #3 R2_001067.LAB	3/11/2020	11:03	9.21	4.11	0.10	1.08	0.00	-0.85	150.16	1.00	
INLET #3 R2_001068.LAB	3/11/2020	11:05	9.41	4.10	0.10	1.08	0.00	-0.89	150.17	1.00	
INLET #3 R2_001069.LAB	3/11/2020	11:06	9.40	4.17	0.11	1.09	0.00	-0.81	150.17	1.00	
INLET #3 R2_001070.LAB	3/11/2020	11:07	9.25	4.27	0.11	1.08	0.00	-0.71	150.17	1.00	
INLET #3 R2_001071.LAB	3/11/2020	11:08	8.86	4.27	0.11	1.08	0.00	-0.58	150.17	1.00	
INLET #3 R2_001072.LAB	3/11/2020	11:09	8.50	4.02	0.11	1.11	0.00	-0.61	150.18	1.00	
INLET #3 R2_001073.LAB	3/11/2020	11:10	8.46	4.13	0.11	1.13	0.00	-0.60	150.18	1.00	
INLET #3 R2_001074.LAB	3/11/2020	11:11	7.82	4.13	0.11	1.18	0.00	-0.50	150.17	1.00	
INLET #3 R2_001075.LAB	3/11/2020	11:12	7.98	4.00	0.11	1.17	0.00	-1.03	150.16	1.00	
INLET #3 R2_001076.LAB	3/11/2020	11:13	8.01	4.03	0.11	1.15	0.00	-1.17	150.17	1.00	
INLET #3 R2_001077.LAB	3/11/2020	11:14	7.81	3.92	0.11	1.15	0.00	-0.91	150.17	1.00	
INLET #3 R2_001078.LAB	3/11/2020	11:15	7.81	3.97	0.11	1.15	0.00	-0.95	150.17	1.00	
INLET #3 R2_001079.LAB	3/11/2020	11:16	8.07	3.77	0.11	1.14	0.00	-0.76	150.17	1.00	
INLET #3 R2_001081.LAB	3/11/2020	11:18	8.09	4.17	0.11	1.12	0.00	-0.79	150.15	1.00	
INLET #3 R2_001082.LAB	3/11/2020	11:19	8.17	4.05	0.10	1.11	0.00	-0.85	150.16	1.00	
INLET #3 R2_001083.LAB	3/11/2020	11:20	8.19	4.03	0.10	1.10	0.00	-0.92	150.16	1.00	
INLET #3 R2_001084.LAB	3/11/2020	11:21	8.07	4.02	0.10	1.09	0.00	-0.52	150.16	1.00	
INLET #3 R2_001085.LAB	3/11/2020	11:22	8.24	3.73	0.10	1.11	0.00	-0.53	150.17	1.00	
INLET #3 R2_001086.LAB	3/11/2020	11:23	7.82	3.75	0.10	1.12	0.00	-0.58	150.17	1.00	
INLET #3 R2_001087.LAB	3/11/2020	11:24	7.87	4.11	0.10	1.12	0.00	-0.67	150.18	1.00	
INLET #3 R2_001088.LAB	3/11/2020	11:25	8.28	3.95	0.10	1.11	0.00	-0.56	150.18	1.00	
INLET #3 R2_001089.LAB	3/11/2020	11:26	8.38	3.96	0.10	1.10	0.00	-0.53	150.17	1.00	
INLET #3 R2_001090.LAB	3/11/2020	11:27	8.45	4.12	0.10	1.11	0.00	-0.49	150.17	1.00	
INLET #3 R2_001091.LAB	3/11/2020	11:28	8.50	3.98	0.10	1.09	0.00	-0.52	150.17	1.00	
INLET #3 R2_001092.LAB	3/11/2020	11:29	8.23	4.08	0.10	1.10	0.00	-0.48	150.16	1.00	
INLET #3 R2_001093.LAB	3/11/2020	11:30	8.29	3.92	0.10	1.10	0.00	-0.59	150.17	1.00	
INLET #3 R2_001094.LAB	3/11/2020	11:31	8.45	3.67	0.10	1.10	0.00	-0.42	150.18	1.00	
INLET #3 R2_001095.LAB	3/11/2020	11:32	8.43	4.04	0.10	1.10	0.00	-0.39	150.16	1.00	
INLET #3 R2_001096.LAB	3/11/2020	11:33	8.49	4.05	0.10	1.11	0.00	-0.43	150.17	1.00	
INLET #3 R2_001097.LAB	3/11/2020	11:34	8.46	4.15	0.10	1.11	0.00	-0.35	150.17	1.00	
INLET #3 R2_001098.LAB	3/11/2020	11:35	7.89	3.78	0.10	1.14	0.00	-0.18	150.17	1.00	
INLET #3 R2_001099.LAB	3/11/2020	11:36	7.74	3.85	0.10	1.15	0.00	-0.26	150.18	1.00	
INLET #3 R2_001100.LAB	3/11/2020	11:37	7.64	3.94	0.10	1.14	0.00	-0.32	150.17	1.00	
INLET #3 R2_001101.LAB	3/11/2020	11:38	7.88	3.83	0.10	1.15	0.00	-0.49	150.17	1.00	
INLET #3 R2_001102.LAB	3/11/2020	11:39	7.69	3.94	0.10	1.16	0.00	-0.46	150.18	1.00	
INLET #3 R2_001103.LAB	3/11/2020	11:40	7.52	3.67	0.10	1.14	0.00	-0.44	150.18	1.00	
INLET #3 R2_001104.LAB	3/11/2020	11:41	7.77	3.89	0.10	1.14	0.00	-0.49	150.18	1.00	
INLET #3 R2_001105.LAB	3/11/2020	11:42	7.97	3.98	0.10	1.14	0.00	-0.51	150.17	1.00	
INLET #3 R2_001106.LAB	3/11/2020	11:43	7.70	3.88	0.10	1.14	0.00	-0.41	150.17	1.00	
INLET #3 R2_001107.LAB	3/11/2020	11:44	7.81	3.61	0.10	1.14	0.00	-0.44	150.17	1.00	
INLET #3 R2_001108.LAB	3/11/2020	11:45	7.84	3.97	0.10	1.12	0.00	-0.53	150.16	1.00	
INLET #3 R2_001109.LAB	3/11/2020	11:46	8.08	3.86	0.10	1.12	0.00	-0.49	150.19	1.00	
INLET #3 R2_001110.LAB	3/11/2020	11:47	8.12	4.02	0.10	1.12	0.00	-0.64	150.18	1.00	
INLET #3 R2_001111.LAB	3/11/2020	11:48	8.16	4.09	0.10	1.11	0.00	-0.29	150.17	1.00	
INLET #3 R2_001112.LAB	3/11/2020	11:49	8.02	3.94	0.10	1.13	0.00	-0.58	150.17	1.00	
INLET #3 R2_001113.LAB	3/11/2020	11:50	7.81	3.90	0.10	1.12	0.00	-0.50	150.17	1.00	
INLET #3 R2_001114.LAB	3/11/2020	11:51	7.87	3.74	0.10	1.12	0.00	-0.48	150.17	1.00	
INLET #3 R2_001115.LAB	3/11/2020	11:52	7.85	3.86	0.10	1.13	0.00	-0.45	150.16	1.00	
INLET #3 R2_001116.LAB	3/11/2020	11:53	7.66	3.80	0.09	1.12	0.00	-0.52	150.17	1.00	
INLET #3 R2_001117.LAB	3/11/2020	11:54	7.98	3.98	0.10	1.13	0.00	-0.72	150.17	1.00	
INLET #3 R2_001118.LAB	3/11/2020	11:55	7.50	4.01	0.09	1.14	0.00	-0.45	150.17	1.00	
INLET #3 R2_001119.LAB	3/11/2020	11:56	7.66	3.64	0.09	1.14	0.00	-0.71	150.16	1.00	
INLET #3 R2_001120.LAB	3/11/2020	11:57	7.84	3.90	0.10	1.15	0.00	-0.56	150.16	1.00	
INLET #3 R2_001121.LAB	3/11/2020	11:58	7.53	3.73	0.09	1.15	0.00	-0.74	150.17	1.00	
INLET #3 R2_001122.LAB	3/11/2020	11:59	7.53	3.78	0.09	1.17	0.00	-0.68	150.18	1.00	
INLET #3 R2_001123.LAB	3/11/2020	12:00	7.41	3.84	0.10	1.17	0.00	-0.78	150.18	1.00	
INLET #3 R2_001124.LAB	3/11/2020	12:01	7.17	3.91	0.09	1.16	0.00	-0.67	150.17	1.00	
INLET #3 R2_001125.LAB	3/11/2020	12:02	7.34	3.82	0.09	1.17	0.00	-0.90	150.17	1.00	
INLET #3 R2_001126.LAB	3/11/2020	12:03	7.38	3.83	0.09	1.18	0.00	-0.66	150.17	1.00	
INLET #3 R2_001127.LAB	3/11/2020	12:04	7.24	3.80	0.09	1.18	0.00	-0.81	150.17	1.00	
INLET #3 R2_001128.LAB	3/11/2020	12:05	7.24	3.83	0.09	1.19	0.00	-0.89	150.17	1.00	
INLET #3 R2_001129.LAB	3/11/2020	12:06	7.18	3.82	0.09	1.17	0.00	-0.88	150.17	1.00	
INLET #3 R2_001130.LAB	3/11/2020	12:07	7.33	3.82	0.09	1.17	0.00	-1.16	150.17	1.00	
INLET #3 R2_001131.LAB	3/11/2020	12:08	7.45	3.86	0.09	1.15	0.00	-1.03	150.16	1.00	
INLET #3 R2_001132.LAB	3/11/2020	12:09	7.61	3.99	0.09	1.15	0.00	-1.17	150.16	1.00	
INLET #3 R2_001133.LAB	3/11/2020	12:10	7.55	3.66	0.09	1.14	0.00	-1.13	150.17	1.00	
INLET #3 R2_001134.LAB	3/11/2020	12:11	7.76	3.78	0.09	1.14	0.00	-1.30	150.17	1.00	
INLET #3 R2_001135.LAB	3/11/2020	12:12	7.47	3.88	0.09	1.14	0.00	-1.11	150.16	1.00	
INLET #3 R2_001136.LAB	3/11/2020	12:13	7.60	3.79	0.09	1.14	0.00	-1.16	150.17	1.00	

Spectrum	Date	Time	Ethylene o›	METHANE I	CO2% 150C	H2O% 150C	SULFUR HE:	ETHYLENE 1	Temp (C)	Pressure (A	Comments
INLET #3 R2_001137.LAB	3/11/2020	12:14	7.67	3.70	0.09	1.14	0.00	-1.28	150.18	1.00	
INLET #3 R2_001138.LAB	3/11/2020	12:15	7.76	3.86	0.09	1.12	0.00	-1.35	150.18	1.00	
INLET #3 R2_001139.LAB	3/11/2020	12:16	8.06	3.79	0.09	1.13	0.00	-1.26	150.17	1.00	
INLET #3 R2_001140.LAB	3/11/2020	12:17	8.14	3.77	0.09	1.13	0.00	-1.28	150.19	1.00	
INLET #3 R2_001141.LAB	3/11/2020	12:18	7.76	3.90	0.09	1.14	0.00	-1.34	150.19	1.00	
INLET #3 R2_001142.LAB	3/11/2020	12:19	7.94	3.89	0.09	1.13	0.00	-1.33	150.17	1.00	
INLET #3 R2_001143.LAB	3/11/2020	12:20	7.87	3.83	0.09	1.13	0.00	-1.47	150.17	1.00	
INLET #3 R2_001144.LAB	3/11/2020	12:21	7.80	3.88	0.09	1.11	0.00	-1.22	150.18	1.00	
INLET #3 R2_001145.LAB	3/11/2020	12:22	8.02	4.03	0.09	1.11	0.00	-1.28	150.17	1.00	
INLET #3 R2_001146.LAB	3/11/2020	12:23	7.98	3.83	0.09	1.12	0.00	-1.27	150.17	1.00	
INLET #3 R2_001147.LAB	3/11/2020	12:24	8.08	3.91	0.09	1.12	0.00	-1.45	150.17	1.00	
INLET #3 R2_001148.LAB	3/11/2020	12:25	7.58	3.84	0.09	1.12	0.00	-1.28	150.18	1.00	
INLET #3 R2_001149.LAB	3/11/2020	12:26	7.65	3.91	0.09	1.14	0.00	-1.33	150.17	1.00	
INLET #3 R2_001150.LAB	3/11/2020	12:27	7.39	4.02	0.09	1.14	0.00	-1.31	150.17	1.00	
INLET #3 R2_001151.LAB	3/11/2020	12:28	7.35	3.86	0.09	1.14	0.00	-1.22	150.17	1.00	
INLET #3 R2_001152.LAB	3/11/2020	12:29	7.77	3.79	0.09	1.14	0.00	-1.16	150.17	1.00	
INLET #3 R2_001153.LAB	3/11/2020	12:30	7.67	3.89	0.09	1.13	0.00	-1.03	150.16	1.00	
INLET #3 R2_001154.LAB	3/11/2020	12:31	7.72	3.98	0.09	1.14	0.00	-1.08	150.18	1.00	
INLET #3 R2_001155.LAB	3/11/2020	12:32	7.92	4.06	0.09	1.13	0.00	-0.99	150.18	1.00	
INLET #3 R2_001156.LAB	3/11/2020	12:33	7.88	3.94	0.09	1.11	0.00	-1.01	150.17	1.00	
INLET #3 R2_001157.LAB	3/11/2020	12:34	8.02	3.86	0.09	1.11	0.00	-1.15	150.18	1.00	
INLET #3 R2_001158.LAB	3/11/2020	12:35	7.97	4.10	0.09	1.11	0.00	-0.97	150.17	1.00	
INLET #3 R2_001159.LAB	3/11/2020	12:36	7.90	3.99	0.09	1.12	0.00	-0.83	150.17	1.00	
INLET #3 R2_001160.LAB	3/11/2020	12:37	8.02	3.85	0.09	1.11	0.00	-0.89	150.17	1.00	
INLET #3 R2_001161.LAB	3/11/2020	12:38	8.01	4.04	0.09	1.12	0.00	-0.98	150.17	1.00	
INLET #3 R2_001162.LAB	3/11/2020	12:39	8.16	3.91	0.09	1.13	0.00	-1.00	150.18	1.00	
INLET #3 R2_001163.LAB	3/11/2020	12:40	8.25	3.96	0.09	1.12	0.00	-0.87	150.18	1.00	
INLET #3 R2_001164.LAB	3/11/2020	12:41	8.20	3.93	0.09	1.12	0.00	-0.80	150.18	1.00	
INLET #3 R2_001165.LAB	3/11/2020	12:42	7.99	3.81	0.09	1.12	0.00	-0.92	150.17	1.00	
INLET #3 R2_001166.LAB	3/11/2020	12:43	8.01	3.98	0.09	1.13	0.00	-0.78	150.17	1.00	
INLET #3 R2_001167.LAB	3/11/2020	12:44	8.10	3.82	0.09	1.13	0.00	-0.88	150.18	1.00	
INLET #3 R2_001168.LAB	3/11/2020	12:45	8.05	4.01	0.09	1.12	0.00	-0.93	150.16	1.00	
INLET #3 R2_001169.LAB	3/11/2020	12:46	8.04	3.66	0.09	1.12	0.00	-0.71	150.17	1.00	
INLET #3 R2_001170.LAB	3/11/2020	12:47	8.32	3.83	0.09	1.12	0.00	-0.88	150.16	1.00	
INLET #3 R2_001171.LAB	3/11/2020	12:48	8.32	3.88	0.09	1.13	0.00	-0.87	150.17	1.00	
INLET #3 R2_001172.LAB	3/11/2020	12:49	7.92	4.06	0.09	1.13	0.00	-0.97	150.17	1.00	
INLET #3 R2_001173.LAB	3/11/2020	12:50	8.03	3.88	0.09	1.12	0.00	-0.75	150.16	1.00	
INLET #3 R2_001174.LAB	3/11/2020	12:51	7.97	3.75	0.09	1.13	0.00	-0.69	150.18	1.00	
INLET #3 R2_001175.LAB	3/11/2020	12:52	7.75	4.04	0.09	1.15	0.00	-0.64	150.17	1.00	
INLET #3 R2_001176.LAB	3/11/2020	12:53	7.41	3.88	0.09	1.16	0.00	-0.71	150.16	1.00	
INLET #3 R2_001177.LAB	3/11/2020	12:54	7.57	3.78	0.09	1.16	0.00	-0.59	150.16	1.00	
INLET #3 R2_001178.LAB	3/11/2020	12:55	7.90	3.89	0.09	1.14	0.00	-0.66	150.16	1.00	
INLET #3 R2_001179.LAB	3/11/2020	12:56	8.03	3.87	0.09	1.13	0.00	-0.82	150.17	1.00	
INLET #3 R2_001180.LAB	3/11/2020	12:57	7.94	4.02	0.09	1.13	0.00	-0.92	150.16	1.00	
INLET #3 R2_001181.LAB	3/11/2020	12:58	8.08	3.98	0.09	1.11	0.00	-0.84	150.17	1.00	
INLET #3 R2_001182.LAB	3/11/2020	12:59	8.00	3.99	0.09	1.14	0.00	-0.83	150.16	1.00	
INLET #3 R2_001183.LAB	3/11/2020	13:00	7.81	3.92	0.09	1.13	0.00	-0.72	150.17	1.00	
INLET #3 R2_001184.LAB	3/11/2020	13:01	7.71	3.92	0.09	1.14	0.00	-0.90	150.17	1.00	
INLET #3 R2_001185.LAB	3/11/2020	13:02	7.84	3.93	0.09	1.14	0.00	-0.64	150.17	1.00	
INLET #3 R2_001186.LAB	3/11/2020	13:03	7.98	3.71	0.09	1.12	0.00	-0.87	150.17	1.00	
INLET #3 R2_001187.LAB	3/11/2020	13:04	8.26	3.65	0.09	1.12	0.00	-0.93	150.16	1.00	
INLET #3 R2_001188.LAB	3/11/2020	13:05	8.07	3.85	0.09	1.12	0.00	-0.64	150.18	1.00	
INLET #3 R2_001189.LAB	3/11/2020	13:06	7.81	3.95	0.09	1.12	0.00	-0.92	150.16	1.00	
INLET #3 R2_001190.LAB	3/11/2020	13:07	8.06	3.83	0.09	1.12	0.00	-0.89	150.16	1.00	
INLET #3 R2_001191.LAB	3/11/2020	13:08	7.98	3.85	0.09	1.12	0.00	-0.92	150.17	1.00	
INLET #3 R2_001192.LAB	3/11/2020	13:09	8.00	3.77	0.09	1.12	0.00	-0.79	150.17	1.00	
INLET #3 R2_001193.LAB	3/11/2020	13:10	7.35	3.91	0.09	1.12	0.00	-0.73	150.16	1.00	
INLET #3 R2_001194.LAB	3/11/2020	13:11	7.95	4.05	0.09	1.13	0.00	-0.70	150.16	1.00	
INLET #3 R2_001195.LAB	3/11/2020	13:12	8.04	3.79	0.09	1.12	0.00	-0.98	150.16	1.00	
INLET #3 R2_001196.LAB	3/11/2020	13:13	7.79	3.98	0.09	1.11	0.00	-0.78	150.16	1.00	
INLET #3 R2_001197.LAB	3/11/2020	13:14	8.00	3.90	0.09	1.13	0.00	-0.91	150.15	1.00	
INLET #3 R2_001198.LAB	3/11/2020	13:15	7.89	3.87	0.09	1.13	0.00	-1.04	150.16	1.00	
INLET #3 R2_001199.LAB	3/11/2020	13:16	7.76	3.78	0.09	1.13	0.00	-0.74	150.17	1.00	
INLET #3 R2_001200.LAB	3/11/2020	13:17	7.46	3.94	0.09	1.13	0.00	-0.68	150.16	1.00	
INLET #3 R2_001201.LAB	3/11/2020	13:18	7.62	3.93	0.09	1.13	0.00	-0.95	150.15	1.00	
INLET #3 R2_001202.LAB	3/11/2020	13:19	7.34	3.92	0.09	1.13	0.00	-1.02	150.16	1.00	
INLET #3 R2_001203.LAB	3/11/2020	13:20	7.28	3.91	0.09	1.13	0.00	-0.82	150.15	1.00	
INLET #3 R2_001204.LAB	3/11/2020	13:21	7.67	4.02	0.09	1.12	0.00	-0.92	150.17	1.00	
INLET #3 R2_001205.LAB	3/11/2020	13:22	7.55	4.08	0.09	1.12	0.00	-0.78	150.18	1.00	
INLET #3 R2_001206.LAB	3/11/2020	13:23	7.27	3.83	0.09	1.14	0.00	-0.92	150.16	1.00	
INLET #3 R2_001207.LAB	3/11/2020	13:24	7.16	3.92	0.09	1.14	0.00	-0.90	150.18	1.00	
INLET #3 R2_001208.LAB	3/11/2020	13:25	7.27	3.90	0.09	1.14	0.00	-1.08	150.17	1.00	
INLET #3 R2_001209.LAB	3/11/2020	13:26	7.17	3.67	0.09	1.14	0.00	-0.87	150.17	1.00	
INLET #3 R2_001210.LAB	3/11/2020	13:27	7.32	3.69	0.09	1.13	0.00	-1.02	150.19	1.00	
INLET #3 R2_001211.LAB	3/11/2020	13:28	7.33	4.02	0.09	1.13	0.00	-1.01	150.17	1.00	
INLET #3 R2_001212.LAB	3/11/2020	13:29	7.06	3.74	0.09	1.13	0.00	-0.96	150.17	1.00	

Spectrum	Date	Time	Ethylene o›	METHANE I	CO2% 1S0C	H2O% 1S0C	SULFUR HE:	ETHYLENE 1	Temp (C)	Pressure (A	Comments
INLET #3 R2_001213.LAB	3/11/2020	13:30	7.00	3.96	0.09	1.14	0.00	-1.03	150.17	1.00	
INLET #3 R2_001214.LAB	3/11/2020	13:31	7.25	3.97	0.09	1.13	0.00	-1.02	150.17	1.00	
INLET #3 R2_001215.LAB	3/11/2020	13:32	7.09	3.87	0.09	1.14	0.00	-1.02	150.16	1.00	
INLET #3 R2_001216.LAB	3/11/2020	13:33	7.23	4.03	0.09	1.15	0.00	-0.86	150.16	1.00	
INLET #3 R2_001217.LAB	3/11/2020	13:34	7.24	3.88	0.09	1.15	0.00	-1.09	150.17	1.00	
INLET #3 R2_001218.LAB	3/11/2020	13:35	7.68	4.09	0.09	1.12	0.00	-1.16	150.17	1.00	
INLET #3 R2_001219.LAB	3/11/2020	13:36	7.71	4.07	0.09	1.13	0.00	-0.90	150.16	1.00	
INLET #3 R2_001220.LAB	3/11/2020	13:37	7.62	3.87	0.09	1.12	0.00	-0.88	150.16	1.00	
INLET #3 R2_001221.LAB	3/11/2020	13:38	7.78	4.08	0.09	1.12	0.00	-0.87	150.17	1.00	
INLET #3 R2_001222.LAB	3/11/2020	13:39	8.06	4.12	0.09	1.13	0.00	-0.98	150.17	1.00	
INLET #3 R2_001223.LAB	3/11/2020	13:40	7.72	3.86	0.09	1.12	0.00	-1.06	150.16	1.00	
INLET #3 R2_001224.LAB	3/11/2020	13:41	7.68	4.00	0.09	1.12	0.00	-0.95	150.17	1.00	
INLET #3 R2_001225.LAB	3/11/2020	13:42	7.58	3.75	0.09	1.12	0.00	-0.83	150.17	1.00	
INLET #3 R2_001226.LAB	3/11/2020	13:43	7.52	3.99	0.09	1.12	0.00	-0.94	150.17	1.00	
INLET #3 R2_001227.LAB	3/11/2020	13:44	7.67	3.96	0.09	1.12	0.00	-0.81	150.17	1.00	
INLET #3 R2_001228.LAB	3/11/2020	13:45	7.37	3.61	0.09	1.13	0.00	-0.92	150.17	1.00	
INLET #3 R2_001229.LAB	3/11/2020	13:46	7.82	3.87	0.09	1.12	0.00	-0.81	150.17	1.00	
INLET #3 R2_001230.LAB	3/11/2020	13:47	7.48	3.81	0.09	1.14	0.00	-0.74	150.17	1.00	
INLET #3 R2_001231.LAB	3/11/2020	13:48	7.45	3.84	0.09	1.15	0.00	-0.95	150.16	1.00	
INLET #3 R2_001232.LAB	3/11/2020	13:49	7.35	3.77	0.09	1.15	0.00	-0.96	150.17	1.00	
INLET #3 R2_001233.LAB	3/11/2020	13:50	7.14	3.89	0.09	1.16	0.00	-0.97	150.17	1.00	
INLET #3 R2_001234.LAB	3/11/2020	13:51	7.11	3.91	0.09	1.15	0.00	-1.07	150.17	1.00	
INLET #3 R2_001235.LAB	3/11/2020	13:52	7.62	3.93	0.09	1.13	0.00	-0.90	150.18	1.00	
INLET #3 R2_001236.LAB	3/11/2020	13:53	7.89	3.90	0.09	1.13	0.00	-1.02	150.17	1.00	
INLET #3 R2_001237.LAB	3/11/2020	13:54	7.74	3.92	0.09	1.13	0.00	-1.07	150.16	1.00	
INLET #3 R2_001238.LAB	3/11/2020	13:55	7.75	3.95	0.09	1.12	0.00	-0.99	150.16	1.00	
INLET #3 R2_001239.LAB	3/11/2020	13:56	8.01	3.60	0.09	1.12	0.00	-1.02	150.17	1.00	
INLET #3 R2_001240.LAB	3/11/2020	13:57	7.85	3.96	0.09	1.12	0.00	-0.95	150.17	1.00	
INLET #3 R2_001241.LAB	3/11/2020	13:58	7.82	3.88	0.09	1.12	0.00	-0.94	150.17	1.00	
INLET #3 R2_001242.LAB	3/11/2020	13:59	7.48	3.89	0.09	1.12	0.00	-1.04	150.17	1.00	
INLET #3 R2_001243.LAB	3/11/2020	14:00	7.34	3.97	0.09	1.12	0.00	-0.98	150.18	1.00	
INLET #3 R2_001244.LAB	3/11/2020	14:01	7.68	4.03	0.09	1.11	0.00	-1.00	150.18	1.00	
INLET #3 R2_001245.LAB	3/11/2020	14:02	7.60	4.00	0.09	1.11	0.00	-0.87	150.17	1.00	
INLET #3 R2_001246.LAB	3/11/2020	14:03	7.82	3.75	0.09	1.11	0.00	-1.00	150.17	1.00	
INLET #3 R2_001247.LAB	3/11/2020	14:04	7.74	3.78	0.09	1.10	0.00	-0.87	150.18	1.00	
INLET #3 R2_001248.LAB	3/11/2020	14:05	7.75	3.88	0.09	1.11	0.00	-0.77	150.16	1.00	
INLET #3 R2_001249.LAB	3/11/2020	14:06	7.80	3.77	0.09	1.11	0.00	-0.96	150.17	1.00	
INLET #3 R2_001250.LAB	3/11/2020	14:07	7.63	3.97	0.09	1.12	0.00	-0.83	150.19	1.00	
INLET #3 R2_001251.LAB	3/11/2020	14:08	7.81	3.99	0.09	1.11	0.00	-0.85	150.17	1.00	
INLET #3 R2_001252.LAB	3/11/2020	14:09	7.81	3.93	0.09	1.12	0.00	-0.73	150.18	1.00	
INLET #3 R2_001253.LAB	3/11/2020	14:10	7.59	3.80	0.09	1.12	0.00	-0.95	150.17	1.00	
INLET #3 R2_001254.LAB	3/11/2020	14:11	7.66	3.92	0.09	1.12	0.00	-0.83	150.18	1.00	
INLET #3 R2_001255.LAB	3/11/2020	14:12	7.75	3.92	0.09	1.13	0.00	-0.76	150.18	1.00	
INLET #3 R2_001256.LAB	3/11/2020	14:13	7.72	3.94	0.09	1.12	0.00	-0.92	150.18	1.00	
INLET #3 R2_001257.LAB	3/11/2020	14:14	7.72	3.84	0.09	1.13	0.00	-0.98	150.18	1.00	
INLET #3 R2_001258.LAB	3/11/2020	14:15	7.85	4.10	0.09	1.13	0.00	-1.06	150.18	1.00	
INLET #3 R2_001259.LAB	3/11/2020	14:16	8.09	3.96	0.09	1.14	0.00	-0.93	150.19	1.00	
INLET #3 R2_001260.LAB	3/11/2020	14:17	8.17	3.80	0.09	1.13	0.00	-1.13	150.17	1.00	
INLET #3 R2_001261.LAB	3/11/2020	14:18	8.62	3.93	0.10	1.12	0.00	-1.23	150.17	1.00	
INLET #3 R2_001262.LAB	3/11/2020	14:19	9.22	4.12	0.10	1.12	0.00	-1.10	150.18	1.00	
INLET #3 R2_001263.LAB	3/11/2020	14:20	10.32	3.99	0.10	1.12	0.00	-1.09	150.17	1.00	
INLET #3 R2_001264.LAB	3/11/2020	14:21	11.55	3.94	0.10	1.12	0.00	-1.39	150.18	1.00	
INLET #3 R2_001265.LAB	3/11/2020	14:22	13.19	4.14	0.10	1.15	0.00	-1.38	150.17	1.00	
INLET #3 R2_001266.LAB	3/11/2020	14:23	14.95	3.91	0.10	1.13	0.00	-1.37	150.17	1.00	
INLET #3 R2_001267.LAB	3/11/2020	14:24	15.88	3.92	0.10	1.13	0.00	-1.42	150.17	1.00	
INLET #3 R2_001268.LAB	3/11/2020	14:25	16.73	4.12	0.10	1.14	0.00	-1.60	150.17	1.00	
INLET #3 R2_001269.LAB	3/11/2020	14:26	18.38	3.90	0.10	1.14	0.00	-1.59	150.17	1.00	
INLET #3 R2_001270.LAB	3/11/2020	14:27	19.71	4.19	0.11	1.14	0.00	-1.92	150.16	1.00	
INLET #3 R2_001271.LAB	3/11/2020	14:28	21.04	4.17	0.11	1.14	0.00	-1.75	150.17	1.00	
INLET #3 R2_001272.LAB	3/11/2020	14:29	22.47	4.20	0.11	1.14	0.00	-1.76	150.18	1.00	
INLET #3 R2_001273.LAB	3/11/2020	14:30	22.73	4.11	0.11	1.15	0.00	-1.79	150.18	1.00	
INLET #3 R2_001274.LAB	3/11/2020	14:31	23.07	4.23	0.11	1.15	0.00	-1.68	150.17	1.00	
INLET #3 R2_001275.LAB	3/11/2020	14:32	24.55	4.11	0.11	1.15	0.00	-1.90	150.17	1.00	
INLET #3 R2_001276.LAB	3/11/2020	14:33	25.23	4.18	0.11	1.14	0.00	-1.82	150.17	1.00	
INLET #3 R2_001277.LAB	3/11/2020	14:34	25.58	4.10	0.11	1.15	0.00	-1.87	150.18	1.00	
INLET #3 R2_001278.LAB	3/11/2020	14:35	26.49	3.96	0.11	1.14	0.00	-2.03	150.17	1.00	
INLET #3 R2_001279.LAB	3/11/2020	14:36	26.97	4.25	0.11	1.15	0.00	-1.93	150.17	1.00	
INLET #3 R2_001280.LAB	3/11/2020	14:37	27.59	4.11	0.11	1.15	0.00	-2.10	150.17	1.00	
INLET #3 R2_001281.LAB	3/11/2020	14:38	28.00	4.10	0.11	1.17	0.00	-2.20	150.16	1.00	
INLET #3 R2_001282.LAB	3/11/2020	14:39	28.78	4.13	0.11	1.17	0.00	-2.19	150.16	1.00	
INLET #3 R2_001283.LAB	3/11/2020	14:40	28.57	4.18	0.10	1.16	0.00	-2.23	150.16	1.00	
INLET #3 R2_001284.LAB	3/11/2020	14:41	29.08	3.91	0.10	1.15	0.00	-1.94	150.17	1.00	
INLET #3 R2_001285.LAB	3/11/2020	14:42	28.95	4.13	0.10	1.16	0.00	-2.15	150.17	1.00	
INLET #3 R2_001286.LAB	3/11/2020	14:43	29.22	4.11	0.10	1.16	0.00	-2.15	150.17	1.00	
INLET #3 R2_001287.LAB	3/11/2020	14:44	29.30	4.15	0.10	1.16	0.00	-1.91	150.16	1.00	
INLET #3 R2_001288.LAB	3/11/2020	14:45	28.78	4.10	0.10	1.16	0.00	-2.04	150.16	1.00	

Spectrum	Date	Time	Ethylene o›	METHANE I	CO2% 150C	H2O% 150C	SULFUR HE:	ETHYLENE J	Temp (C)	Pressure (A	Comments
INLET #3 R2_001289.LAB	3/11/2020	14:46	28.81	4.02	0.10	1.18	0.00	-2.03	150.16	1.00	
INLET #3 R2_001290.LAB	3/11/2020	14:47	28.85	4.01	0.10	1.17	0.00	-2.15	150.17	1.00	
INLET #3 R2_001291.LAB	3/11/2020	14:48	28.68	4.01	0.10	1.15	0.00	-1.98	150.17	1.00	
INLET #3 R2_001292.LAB	3/11/2020	14:49	28.49	3.98	0.10	1.16	0.00	-2.02	150.17	1.00	
INLET #3 R2_001293.LAB	3/11/2020	14:50	27.81	4.15	0.10	1.17	0.00	-2.15	150.17	1.00	
INLET #3 R2_001294.LAB	3/11/2020	14:51	26.84	3.94	0.10	1.17	0.00	-1.90	150.16	1.00	
INLET #3 R2_001295.LAB	3/11/2020	14:52	26.65	3.93	0.10	1.16	0.00	-1.97	150.16	1.00	
INLET #3 R2_001296.LAB	3/11/2020	14:53	27.03	3.96	0.10	1.16	0.00	-1.96	150.16	1.00	
INLET #3 R2_001297.LAB	3/11/2020	14:54	26.59	3.86	0.10	1.16	0.00	-1.84	150.16	1.00	
INLET #3 R2_001298.LAB	3/11/2020	14:55	26.61	3.89	0.10	1.15	0.00	-1.90	150.17	1.00	
INLET #3 R2_001299.LAB	3/11/2020	14:56	26.71	4.20	0.09	1.16	0.00	-1.89	150.16	1.00	
INLET #3 R2_001300.LAB	3/11/2020	14:57	25.79	3.99	0.10	1.15	0.00	-1.93	150.16	1.00	
INLET #3 R2_001301.LAB	3/11/2020	14:58	26.67	3.89	0.10	1.15	0.00	-1.95	150.17	1.00	
INLET #3 R2_001302.LAB	3/11/2020	14:59	27.56	4.03	0.10	1.16	0.00	-1.89	150.16	1.00	
INLET #3 R2_001303.LAB	3/11/2020	15:00	28.80	3.85	0.10	1.14	0.00	-1.88	150.16	1.00	
INLET #3 R2_001304.LAB	3/11/2020	15:01	29.33	3.89	0.10	1.16	0.00	-2.14	150.17	1.00	
INLET #3 R2_001305.LAB	3/11/2020	15:02	30.45	4.07	0.10	1.16	0.00	-1.84	150.17	1.00	
INLET #3 R2_001306.LAB	3/11/2020	15:03	30.55	4.05	0.10	1.18	0.00	-2.07	150.16	1.00	
INLET #3 R2_001307.LAB	3/11/2020	15:04	31.27	4.13	0.10	1.18	0.00	-2.01	150.17	1.00	
INLET #3 R2_001308.LAB	3/11/2020	15:05	32.60	4.06	0.10	1.17	0.00	-2.12	150.16	1.00	
INLET #3 R2_001309.LAB	3/11/2020	15:06	32.92	4.10	0.10	1.16	0.00	-2.30	150.16	1.00	
INLET #3 R2_001310.LAB	3/11/2020	15:07	34.06	4.25	0.10	1.18	0.00	-2.18	150.16	1.00	
INLET #3 R2_001311.LAB	3/11/2020	15:08	34.71	4.24	0.10	1.18	0.00	-2.53	150.16	1.00	
INLET #3 R2_001312.LAB	3/11/2020	15:09	36.26	3.82	0.10	1.19	0.00	-2.61	150.17	1.00	
INLET #3 R2_001313.LAB	3/11/2020	15:10	40.02	3.25	0.10	1.32	0.00	-1.74	150.18	1.00	
INLET #3 R2_001314.LAB	3/11/2020	15:11	40.19	3.17	0.10	1.33	0.00	-1.88	150.17	1.00	
INLET #3 R2_001315.LAB	3/11/2020	15:12	40.22	3.26	0.10	1.32	0.00	-1.81	150.17	1.00	
INLET #3 R2_001316.LAB	3/11/2020	15:13	40.00	3.44	0.10	1.32	0.00	-1.86	150.16	1.00	
INLET #3 R2_001317.LAB	3/11/2020	15:14	40.71	3.01	0.10	1.33	0.00	-1.84	150.16	1.00	
INLET #3 R2_001318.LAB	3/11/2020	15:15	40.38	3.35	0.10	1.33	0.00	-2.01	150.17	1.00	
INLET #3 R2_001319.LAB	3/11/2020	15:16	40.23	3.21	0.10	1.33	0.00	-2.05	150.16	1.00	
INLET #3 R2_001320.LAB	3/11/2020	15:17	39.64	3.05	0.10	1.33	0.00	-1.99	150.17	1.00	
INLET #3 R2_001321.LAB	3/11/2020	15:18	39.07	3.25	0.10	1.34	0.00	-1.92	150.16	1.00	
INLET #3 R2_001322.LAB	3/11/2020	15:19	38.67	3.09	0.10	1.33	0.00	-1.89	150.17	1.00	
INLET #3 R2_001323.LAB	3/11/2020	15:20	38.61	2.99	0.10	1.31	0.00	-2.14	150.17	1.00	
INLET #3 R2_001324.LAB	3/11/2020	15:21	37.74	3.26	0.10	1.30	0.00	-2.05	150.17	1.00	
INLET #3 R2_001325.LAB	3/11/2020	15:22	37.58	3.31	0.10	1.30	0.00	-1.96	150.17	1.00	
INLET #3 R2_001326.LAB	3/11/2020	15:23	36.91	3.09	0.09	1.30	0.00	-1.97	150.17	1.00	
INLET #3 R2_001327.LAB	3/11/2020	15:24	35.96	3.18	0.09	1.28	0.00	-2.14	150.16	1.00	
INLET #3 R2_001328.LAB	3/11/2020	15:25	35.73	3.24	0.09	1.29	0.00	-2.00	150.16	1.00	
INLET #3 R2_001329.LAB	3/11/2020	15:26	35.46	3.00	0.09	1.29	0.00	-1.96	150.16	1.00	
INLET #3 R2_001330.LAB	3/11/2020	15:27	34.82	3.13	0.09	1.29	0.00	-1.96	150.16	1.00	
INLET #3 R2_001331.LAB	3/11/2020	15:28	34.28	3.32	0.09	1.29	0.00	-1.99	150.16	1.00	
INLET #3 R2_001332.LAB	3/11/2020	15:29	34.09	3.24	0.09	1.28	0.00	-2.15	150.17	1.00	
INLET #3 R2_001333.LAB	3/11/2020	15:30	33.83	3.20	0.09	1.29	0.00	-2.08	150.16	1.00	
INLET #3 R2_001334.LAB	3/11/2020	15:31	33.86	3.34	0.09	1.27	0.00	-2.18	150.16	1.00	
INLET #3 R2_001335.LAB	3/11/2020	15:32	33.27	3.08	0.09	1.27	0.00	-1.98	150.17	1.00	
INLET #3 R2_001336.LAB	3/11/2020	15:33	32.47	3.07	0.09	1.27	0.00	-2.13	150.16	1.00	
INLET #3 R2_001337.LAB	3/11/2020	15:34	32.40	3.36	0.09	1.27	0.00	-1.89	150.16	1.00	
INLET #3 R2_001338.LAB	3/11/2020	15:35	31.82	3.22	0.09	1.28	0.00	-2.00	150.16	1.00	
INLET #3 R2_001339.LAB	3/11/2020	15:36	31.69	3.15	0.09	1.29	0.00	-1.90	150.16	1.00	
INLET #3 R2_001340.LAB	3/11/2020	15:37	31.57	3.23	0.09	1.29	0.00	-2.00	150.17	1.00	
INLET #3 R2_001341.LAB	3/11/2020	15:38	31.16	3.15	0.09	1.29	0.00	-1.97	150.18	1.00	
INLET #3 R2_001342.LAB	3/11/2020	15:39	30.67	3.12	0.09	1.29	0.00	-1.96	150.16	1.00	
INLET #3 R2_001343.LAB	3/11/2020	15:40	30.68	3.15	0.09	1.30	0.00	-2.03	150.17	1.00	
INLET #3 R2_001344.LAB	3/11/2020	15:41	31.22	3.12	0.09	1.31	0.00	-2.08	150.16	1.00	
INLET #3 R2_001345.LAB	3/11/2020	15:42	31.79	2.91	0.09	1.32	0.00	-2.24	150.16	1.00	
INLET #3 R2_001346.LAB	3/11/2020	15:43	32.24	2.84	0.10	1.30	0.00	-2.31	150.16	1.00	
INLET #3 R2_001347.LAB	3/11/2020	15:44	32.83	3.33	0.10	1.29	0.00	-2.45	150.16	1.00	
INLET #3 R2_001348.LAB	3/11/2020	15:45	32.54	3.08	0.10	1.28	0.00	-2.31	150.17	1.00	
INLET #3 R2_001349.LAB	3/11/2020	15:46	31.98	3.11	0.10	1.29	0.00	-2.46	150.17	1.00	
INLET #3 R2_001350.LAB	3/11/2020	15:47	32.64	3.17	0.10	1.29	0.00	-2.57	150.16	1.00	
INLET #3 R2_001351.LAB	3/11/2020	15:48	33.34	3.24	0.10	1.28	0.00	-2.69	150.16	1.00	
INLET #3 R2_001352.LAB	3/11/2020	15:49	33.66	3.13	0.10	1.28	0.00	-2.61	150.17	1.00	
INLET #3 R2_001353.LAB	3/11/2020	15:50	34.20	3.53	0.10	1.28	0.00	-2.71	150.17	1.00	
INLET #3 R2_001354.LAB	3/11/2020	15:51	34.23	3.48	0.10	1.27	0.00	-2.66	150.17	1.00	
INLET #3 R2_001355.LAB	3/11/2020	15:52	34.65	3.37	0.10	1.27	0.00	-2.71	150.17	1.00	
INLET #3 R2_001356.LAB	3/11/2020	15:53	34.75	3.26	0.10	1.27	0.00	-2.49	150.18	1.00	
INLET #3 R2_001357.LAB	3/11/2020	15:54	34.99	3.40	0.10	1.26	0.00	-2.50	150.16	1.00	
INLET #3 R2_001358.LAB	3/11/2020	15:55	34.40	3.15	0.10	1.26	0.00	-2.65	150.16	1.00	
INLET #3 R2_001359.LAB	3/11/2020	15:56	33.86	3.45	0.10	1.26	0.00	-2.53	150.17	1.00	
INLET #3 R2_001360.LAB	3/11/2020	15:57	34.07	3.23	0.10	1.26	0.00	-2.46	150.16	1.00	
INLET #3 R2_001361.LAB	3/11/2020	15:58	34.14	3.01	0.10	1.27	0.00	-2.41	150.17	1.00	
INLET #3 R2_001362.LAB	3/11/2020	15:59	33.88	2.86	0.10	1.26	0.00	-2.48	150.16	1.00	
INLET #3 R2_001363.LAB	3/11/2020	16:00	33.77	3.27	0.10	1.25	0.00	-2.28	150.17	1.00	
INLET #3 R2_001364.LAB	3/11/2020	16:01	33.47	3.22	0.09	1.25	0.00	-2.11	150.17	1.00	

Spectrum	Date	Time	Ethylene o›	METHANE l	CO2% 150C	H2O% 150C	SULFUR HE:	ETHYLENE 1	Temp (C)	Pressure (A	Comments
INLET #3 R2_001365.LAB	3/11/2020	16:02	33.06	3.21	0.09	1.27	0.00	-2.33	150.18	1.00	
INLET #3 R2_001366.LAB	3/11/2020	16:03	32.99	3.19	0.09	1.26	0.00	-2.39	150.16	1.00	
INLET #3 R2_001367.LAB	3/11/2020	16:04	32.58	3.10	0.09	1.25	0.00	-2.31	150.16	1.00	
INLET #3 R2_001368.LAB	3/11/2020	16:05	32.59	3.28	0.09	1.25	0.00	-2.08	150.17	1.00	
INLET #3 R2_001369.LAB	3/11/2020	16:06	32.41	3.14	0.09	1.25	0.00	-2.28	150.16	1.00	
INLET #3 R2_001370.LAB	3/11/2020	16:07	31.77	3.12	0.09	1.27	0.00	-2.11	150.17	1.00	
INLET #3 R2_001371.LAB	3/11/2020	16:08	31.67	3.30	0.09	1.29	0.00	-2.31	150.17	1.00	
INLET #3 R2_001372.LAB	3/11/2020	16:09	31.15	3.17	0.09	1.30	0.00	-2.39	150.17	1.00	
INLET #3 R2_001373.LAB	3/11/2020	16:10	30.79	3.35	0.09	1.30	0.00	-2.41	150.17	1.00	
INLET #3 R2_001374.LAB	3/11/2020	16:11	30.99	3.18	0.09	1.33	0.00	-2.55	150.18	1.00	
INLET #3 R2_001375.LAB	3/11/2020	16:12	30.87	3.13	0.09	1.35	0.00	-2.67	150.17	1.00	
INLET #3 R2_001376.LAB	3/11/2020	16:13	30.14	3.19	0.09	1.37	0.00	-2.68	150.17	1.00	
INLET #3 R2_001377.LAB	3/11/2020	16:14	30.54	3.31	0.09	1.36	0.00	-2.78	150.16	1.00	
INLET #3 R2_001378.LAB	3/11/2020	16:15	30.13	3.26	0.09	1.35	0.00	-2.77	150.17	1.00	
INLET #3 R2_001379.LAB	3/11/2020	16:16	29.75	3.28	0.09	1.34	0.00	-2.79	150.17	1.00	
INLET #3 R2_001380.LAB	3/11/2020	16:17	29.84	3.15	0.09	1.34	0.00	-2.92	150.16	1.00	
INLET #3 R2_001381.LAB	3/11/2020	16:18	29.96	3.32	0.09	1.33	0.00	-2.93	150.17	1.00	
INLET #3 R2_001382.LAB	3/11/2020	16:19	29.87	3.23	0.09	1.33	0.00	-2.97	150.16	1.00	
INLET #3 R2_001383.LAB	3/11/2020	16:20	29.40	3.29	0.09	1.31	0.00	-2.96	150.17	1.00	
INLET #3 R2_001384.LAB	3/11/2020	16:21	29.44	3.15	0.09	1.31	0.00	-2.91	150.16	1.00	
INLET #3 R2_001385.LAB	3/11/2020	16:22	28.32	3.03	0.09	1.31	0.00	-2.88	150.17	1.00	
INLET #3 R2_001386.LAB	3/11/2020	16:23	28.52	3.28	0.09	1.30	0.00	-2.74	150.17	1.00	
INLET #3 R2_001387.LAB	3/11/2020	16:24	28.09	3.13	0.09	1.30	0.00	-2.78	150.18	1.00	
INLET #3 R2_001388.LAB	3/11/2020	16:25	27.97	3.11	0.09	1.29	0.00	-2.71	150.17	1.00	
INLET #3 R2_001389.LAB	3/11/2020	16:26	28.04	3.22	0.09	1.31	0.00	-2.87	150.17	1.00	
INLET #3 R2_001390.LAB	3/11/2020	16:27	27.55	3.07	0.09	1.29	0.00	-2.76	150.17	1.00	
INLET #3 R2_001391.LAB	3/11/2020	16:28	27.25	3.13	0.09	1.30	0.00	-2.52	150.16	1.00	
INLET #3 R2_001392.LAB	3/11/2020	16:29	27.54	3.03	0.09	1.31	0.00	-2.74	150.17	1.00	
INLET #3 R2_001393.LAB	3/11/2020	16:30	27.13	3.01	0.09	1.30	0.00	-2.46	150.16	1.00	
INLET #3 R2_001394.LAB	3/11/2020	16:31	26.90	3.04	0.09	1.30	0.00	-2.64	150.17	1.00	
INLET #3 R2_001395.LAB	3/11/2020	16:32	26.65	2.72	0.09	1.29	0.00	-2.56	150.17	1.00	
INLET #3 R2_001396.LAB	3/11/2020	16:33	26.50	2.97	0.09	1.29	0.00	-2.84	150.16	1.00	
INLET #3 R2_001397.LAB	3/11/2020	16:34	26.24	3.27	0.09	1.31	0.00	-2.81	150.16	1.00	
INLET #3 R2_001398.LAB	3/11/2020	16:35	26.72	3.23	0.09	1.31	0.00	-2.99	150.16	1.00	
INLET #3 R2_001399.LAB	3/11/2020	16:36	26.49	3.16	0.09	1.32	0.00	-3.19	150.16	1.00	
INLET #3 R2_001400.LAB	3/11/2020	16:37	27.09	3.18	0.09	1.32	0.00	-3.03	150.17	1.00	
INLET #3 R2_001401.LAB	3/11/2020	16:38	28.11	3.32	0.09	1.32	0.00	-3.30	150.16	1.00	
INLET #3 R2_001402.LAB	3/11/2020	16:39	29.16	3.45	0.10	1.31	0.00	-3.35	150.18	1.00	
INLET #3 R2_001403.LAB	3/11/2020	16:40	29.99	3.29	0.10	1.31	0.00	-3.28	150.17	1.00	
INLET #3 R2_001404.LAB	3/11/2020	16:41	31.14	3.48	0.10	1.33	0.00	-3.08	150.17	1.00	
INLET #3 R2_001405.LAB	3/11/2020	16:42	31.62	3.36	0.10	1.33	0.00	-3.21	150.17	1.00	
INLET #3 R2_001406.LAB	3/11/2020	16:43	32.45	3.01	0.10	1.31	0.00	-3.27	150.16	1.00	
INLET #3 R2_001407.LAB	3/11/2020	16:44	33.85	2.92	0.10	1.31	0.00	-2.98	150.16	1.00	
INLET #3 R2_001408.LAB	3/11/2020	16:45	34.15	3.16	0.10	1.31	0.00	-3.01	150.17	1.00	
INLET #3 R2_001409.LAB	3/11/2020	16:46	34.84	3.23	0.10	1.31	0.00	-3.01	150.16	1.00	
INLET #3 R2_001410.LAB	3/11/2020	16:47	36.05	3.20	0.10	1.30	0.00	-3.02	150.17	1.00	
INLET #3 R2_001411.LAB	3/11/2020	16:48	35.76	2.83	0.10	1.31	0.00	-2.96	150.16	1.00	
INLET #3 R2_001412.LAB	3/11/2020	16:49	36.61	3.03	0.10	1.31	0.00	-2.90	150.16	1.00	
INLET #3 R2_001413.LAB	3/11/2020	16:50	36.44	3.16	0.09	1.32	0.00	-2.96	150.16	1.00	
INLET #3 R2_001414.LAB	3/11/2020	16:51	36.82	3.15	0.10	1.32	0.00	-3.14	150.16	1.00	
INLET #3 R2_001415.LAB	3/11/2020	16:52	36.92	3.04	0.09	1.30	0.00	-2.90	150.16	1.00	
INLET #3 R2_001416.LAB	3/11/2020	16:53	37.54	3.04	0.09	1.30	0.00	-2.80	150.17	1.00	
INLET #3 R2_001417.LAB	3/11/2020	16:54	37.47	3.08	0.09	1.29	0.00	-2.83	150.16	1.00	
INLET #3 R2_001418.LAB	3/11/2020	16:55	36.90	3.16	0.09	1.28	0.00	-2.68	150.17	1.00	
INLET #3 R2_001419.LAB	3/11/2020	16:56	37.56	2.83	0.09	1.28	0.00	-2.50	150.17	1.00	
INLET #3 R2_001420.LAB	3/11/2020	16:57	37.61	3.07	0.09	1.30	0.00	-2.51	150.17	1.00	
INLET #3 R2_001421.LAB	3/11/2020	16:58	37.69	3.31	0.09	1.32	0.00	-2.48	150.17	1.00	
INLET #3 R2_001422.LAB	3/11/2020	16:59	37.21	3.25	0.09	1.33	0.00	-2.85	150.17	1.00	
INLET #3 R2_001423.LAB	3/11/2020	17:00	37.04	3.40	0.09	1.33	0.00	-2.65	150.17	1.00	
INLET #3 R2_001424.LAB	3/11/2020	17:01	36.55	2.88	0.09	1.31	0.00	-2.49	150.17	1.00	
INLET #3 R2_001425.LAB	3/11/2020	17:02	36.35	3.18	0.09	1.31	0.00	-2.61	150.17	1.00	
INLET #3 R2_001426.LAB	3/11/2020	17:03	36.01	2.97	0.09	1.28	0.00	-2.51	150.18	1.00	
INLET #3 R2_001427.LAB	3/11/2020	17:04	35.79	3.11	0.09	1.27	0.00	-2.51	150.17	1.00	
INLET #3 R2_001428.LAB	3/11/2020	17:05	35.81	2.90	0.09	1.26	0.00	-2.51	150.17	1.00	
INLET #3 R2_001429.LAB	3/11/2020	17:06	34.97	2.96	0.09	1.26	0.00	-2.31	150.16	1.00	
INLET #3 R2_001430.LAB	3/11/2020	17:07	35.03	3.09	0.09	1.26	0.00	-2.34	150.17	1.00	
INLET #3 R2_001431.LAB	3/11/2020	17:08	35.11	3.22	0.09	1.26	0.00	-2.28	150.17	1.00	
INLET #3 R2_001432.LAB	3/11/2020	17:09	34.86	3.21	0.09	1.26	0.00	-2.28	150.17	1.00	
INLET #3 R2_001433.LAB	3/11/2020	17:10	34.33	3.09	0.09	1.26	0.00	-2.16	150.17	1.00	
INLET #3 R2_001434.LAB	3/11/2020	17:11	34.50	3.05	0.09	1.26	0.00	-2.04	150.18	1.00	
INLET #3 R2_001435.LAB	3/11/2020	17:12	34.27	3.10	0.09	1.27	0.00	-2.14	150.18	1.00	
INLET #3 R2_001436.LAB	3/11/2020	17:13	34.57	3.00	0.09	1.26	0.00	-2.11	150.16	1.00	
INLET #3 R2_001437.LAB	3/11/2020	17:14	33.86	3.04	0.09	1.26	0.00	-2.05	150.17	1.00	
INLET #3 R2_001438.LAB	3/11/2020	17:15	33.25	2.82	0.09	1.25	0.00	-2.12	150.16	1.00	
INLET #3 R2_001439.LAB	3/11/2020	17:16	33.41	2.87	0.09	1.25	0.00	-2.11	150.16	1.00	
INLET #3 R2_001440.LAB	3/11/2020	17:17	33.41	3.04	0.09	1.25	0.00	-1.86	150.16	1.00	

5pectrum	Date	Time	Ethylene o›	METHANE I	CO2% 150C	H2O% 150C	5ULFUR HE	ETHYLENE 1	Temp (C)	Pressure (A	Comments
INLET #3 R2_001441.LAB	3/11/2020	17:18	33.65	3.01	0.09	1.28	0.00	-1.98	150.16	1.00	
INLET #3 R2_001442.LAB	3/11/2020	17:19	33.32	2.95	0.09	1.28	0.00	-2.11	150.17	1.00	
INLET #3 R2_001443.LAB	3/11/2020	17:20	34.32	2.80	0.09	1.28	0.00	-1.98	150.16	1.00	
INLET #3 R2_001444.LAB	3/11/2020	17:21	34.97	3.15	0.09	1.27	0.00	-2.29	150.16	1.00	
INLET #3 R2_001445.LAB	3/11/2020	17:22	35.78	3.02	0.09	1.27	0.00	-2.34	150.16	1.00	
INLET #3 R2_001446.LAB	3/11/2020	17:23	36.20	3.11	0.10	1.28	0.00	-2.23	150.17	1.00	
INLET #3 R2_001447.LAB	3/11/2020	17:24	37.15	3.13	0.10	1.29	0.00	-2.55	150.17	1.00	
INLET #3 R2_001448.LAB	3/11/2020	17:25	38.11	3.22	0.10	1.29	0.00	-2.59	150.17	1.00	
INLET #3 R2_001449.LAB	3/11/2020	17:26	38.38	3.19	0.10	1.28	0.00	-2.60	150.16	1.00	
INLET #3 R2_001450.LAB	3/11/2020	17:27	38.42	3.38	0.10	1.28	0.00	-2.53	150.17	1.00	
INLET #3 R2_001451.LAB	3/11/2020	17:28	38.69	3.23	0.10	1.27	0.00	-2.39	150.17	1.00	
INLET #3 R2_001452.LAB	3/11/2020	17:29	38.82	3.19	0.09	1.27	0.00	-2.35	150.18	1.00	
INLET #3 R2_001453.LAB	3/11/2020	17:30	39.57	2.88	0.09	1.28	0.00	-2.36	150.20	1.00	
INLET #3 R2_001454.LAB	3/11/2020	17:31	40.25	3.00	0.09	1.29	0.00	-2.37	150.15	1.00	
INLET #3 R2_001455.LAB	3/11/2020	17:32	40.31	3.11	0.09	1.29	0.00	-2.31	150.15	1.00	
INLET #3 R2_001456.LAB	3/11/2020	17:33	40.12	3.24	0.09	1.29	0.00	-2.41	150.16	1.00	
INLET #3 R2_001457.LAB	3/11/2020	17:34	39.14	3.13	0.09	1.27	0.00	-2.57	150.15	1.00	
INLET #3 R2_001458.LAB	3/11/2020	17:35	38.78	3.00	0.09	1.26	0.00	-2.29	150.15	1.00	
INLET #3 R2_001459.LAB	3/11/2020	17:36	39.01	2.95	0.09	1.27	0.00	-2.22	150.16	1.00	
INLET #3 R2_001460.LAB	3/11/2020	17:37	38.45	3.06	0.09	1.28	0.00	-2.44	150.16	1.00	
INLET #3 R2_001461.LAB	3/11/2020	17:38	38.68	3.20	0.09	1.28	0.00	-2.33	150.16	1.00	
INLET #3 R2_001462.LAB	3/11/2020	17:39	38.65	3.15	0.09	1.27	0.00	-2.33	150.17	1.00	
INLET #3 R2_001463.LAB	3/11/2020	17:40	38.77	2.93	0.09	1.27	0.00	-2.15	150.18	1.00	
INLET #3 R2_001464.LAB	3/11/2020	17:41	38.69	3.24	0.09	1.26	0.00	-2.24	150.17	1.00	
INLET #3 R2_001465.LAB	3/11/2020	17:42	38.04	3.08	0.09	1.26	0.00	-2.27	150.19	1.00	
INLET #3 R2_001466.LAB	3/11/2020	17:43	36.68	3.12	0.09	1.26	0.00	-2.35	150.19	1.00	
INLET #3 R2_001467.LAB	3/11/2020	17:44	36.79	3.24	0.09	1.25	0.00	-2.46	150.19	1.00	
INLET #3 R2_001468.LAB	3/11/2020	17:45	37.13	3.17	0.09	1.26	0.00	-2.31	150.17	1.00	
INLET #3 R2_001469.LAB	3/11/2020	17:46	37.54	3.28	0.09	1.26	0.00	-2.29	150.17	1.00	
INLET #3 R2_001470.LAB	3/11/2020	17:47	36.89	3.02	0.09	1.25	0.00	-2.11	150.18	1.00	
INLET #3 R2_001471.LAB	3/11/2020	17:48	36.90	3.38	0.09	1.25	0.00	-2.21	150.18	1.00	
INLET #3 R2_001472.LAB	3/11/2020	17:49	35.92	3.02	0.09	1.25	0.00	-2.15	150.17	1.00	
INLET #3 R2_001473.LAB	3/11/2020	17:50	35.30	3.03	0.09	1.24	0.00	-2.23	150.19	1.00	
INLET #3 R2_001474.LAB	3/11/2020	17:51	34.92	3.05	0.09	1.24	0.00	-2.18	150.19	1.00	
INLET #3 R2_001475.LAB	3/11/2020	17:52	34.58	3.11	0.09	1.24	0.00	-2.28	150.20	1.00	
INLET #3 R2_001476.LAB	3/11/2020	17:53	35.02	3.21	0.09	1.24	0.00	-2.19	150.20	1.00	
INLET #3 R2_001477.LAB	3/11/2020	17:54	35.22	3.22	0.09	1.25	0.00	-2.28	150.18	1.00	
INLET #3 R2_001478.LAB	3/11/2020	17:55	35.13	3.10	0.09	1.25	0.00	-2.00	150.18	1.00	
INLET #3 R2_001479.LAB	3/11/2020	17:56	34.48	3.31	0.09	1.25	0.00	-2.08	150.17	1.00	
INLET #3 R2_001480.LAB	3/11/2020	17:57	33.96	3.25	0.09	1.24	0.00	-2.02	150.17	1.00	
INLET #3 R2_001481.LAB	3/11/2020	17:58	33.58	3.20	0.09	1.24	0.00	-2.21	150.18	1.00	
INLET #3 R2_001482.LAB	3/11/2020	17:59	33.55	3.07	0.09	1.25	0.00	-2.10	150.18	1.00	
INLET #3 R2_001483.LAB	3/11/2020	18:00	33.51	3.24	0.09	1.24	0.00	-1.88	150.17	1.00	
INLET #3 R2_001484.LAB	3/11/2020	18:01	31.23	3.14	0.09	1.24	0.00	-1.68	150.16	1.00	
INLET #3 R2_001485.LAB	3/11/2020	18:02	32.20	2.95	0.09	1.23	0.00	-1.65	150.23	1.00	
INLET #3 R2_001486.LAB	3/11/2020	18:03	33.11	3.20	0.09	1.23	0.00	-1.90	150.21	1.00	
INLET #3 R2_001487.LAB	3/11/2020	18:04	32.59	2.81	0.09	1.24	0.00	-2.06	150.17	1.00	
INLET #3 R2_001488.LAB	3/11/2020	18:05	33.27	3.16	0.09	1.25	0.00	-2.05	150.16	1.00	
INLET #3 R2_001489.LAB	3/11/2020	18:06	33.57	2.88	0.09	1.25	0.00	-2.40	150.15	1.00	
INLET #3 R2_001490.LAB	3/11/2020	18:07	33.95	2.95	0.09	1.25	0.00	-2.40	150.16	1.00	
INLET #3 R2_001491.LAB	3/11/2020	18:08	33.21	3.17	0.09	1.26	0.00	-2.75	150.14	1.00	
INLET #3 R2_001492.LAB	3/11/2020	18:09	33.10	3.29	0.09	1.28	0.00	-2.99	150.16	1.00	
INLET #3 R2_001493.LAB	3/11/2020	18:10	32.85	3.05	0.09	1.29	0.00	-2.88	150.17	1.00	
INLET #3 R2_001494.LAB	3/11/2020	18:11	32.45	3.35	0.09	1.27	0.00	-2.88	150.17	1.00	
INLET #3 R2_001495.LAB	3/11/2020	18:12	32.44	3.25	0.09	1.26	0.00	-3.06	150.18	1.00	
INLET #3 R2_001496.LAB	3/11/2020	18:13	33.16	3.11	0.09	1.28	0.00	-3.27	150.16	1.00	
INLET #3 R2_001497.LAB	3/11/2020	18:14	32.65	3.22	0.09	1.26	0.00	-3.02	150.18	1.00	
INLET #3 R2_001498.LAB	3/11/2020	18:15	32.68	3.09	0.09	1.26	0.00	-3.24	150.17	1.00	
INLET #3 R2_001499.LAB	3/11/2020	18:16	32.51	3.15	0.09	1.25	0.00	-3.27	150.18	1.00	
INLET #3 R2_001500.LAB	3/11/2020	18:17	32.49	3.19	0.09	1.25	0.00	-3.33	150.17	1.00	
INLET #3 R2_001501.LAB	3/11/2020	18:18	32.80	3.20	0.09	1.25	0.00	-3.23	150.17	1.00	
INLET #3 R2_001502.LAB	3/11/2020	18:19	34.22	3.21	0.10	1.25	0.00	-3.31	150.18	1.00	
INLET #3 R2_001503.LAB	3/11/2020	18:20	35.07	3.19	0.10	1.26	0.00	-3.36	150.18	1.00	
INLET #3 R2_001504.LAB	3/11/2020	18:21	35.59	3.17	0.10	1.26	0.00	-3.25	150.18	1.00	
INLET #3 R2_001505.LAB	3/11/2020	18:22	35.54	3.06	0.10	1.26	0.00	-3.34	150.18	1.00	
INLET #3 R2_001506.LAB	3/11/2020	18:23	36.19	3.16	0.10	1.27	0.00	-3.28	150.18	1.00	
INLET #3 R2_001507.LAB	3/11/2020	18:24	36.52	3.14	0.10	1.27	0.00	-3.32	150.18	1.00	
INLET #3 R2_001508.LAB	3/11/2020	18:25	37.84	3.20	0.10	1.27	0.00	-3.26	150.16	1.00	
INLET #3 R2_001509.LAB	3/11/2020	18:26	38.22	3.18	0.10	1.26	0.00	-3.02	150.17	1.00	
INLET #3 R2_001510.LAB	3/11/2020	18:27	38.85	3.16	0.10	1.27	0.00	-3.19	150.16	1.00	
INLET #3 R2_001511.LAB	3/11/2020	18:28	39.68	3.13	0.10	1.26	0.00	-3.08	150.16	1.00	
INLET #3 R2_001512.LAB	3/11/2020	18:29	40.15	3.07	0.10	1.28	0.00	-3.10	150.16	1.00	End Run #2
INLET #3 R2_001513.LAB	3/11/2020	18:30	39.78	3.33	0.10	1.28	0.00	-3.16	150.17	1.00	
INLET #3 R2_001514.LAB	3/11/2020	18:31	40.68	3.51	0.10	1.27	0.00	-2.94	150.17	1.00	
INLET #3 R2_001515.LAB	3/11/2020	18:32	40.78	3.28	0.10	1.28	0.00	-2.86	150.16	1.00	
INLET #3 R2_001516.LAB	3/11/2020	18:33	40.67	3.07	0.10	1.28	0.00	-3.08	150.18	1.00	

Spectrum	Date	Time	Ethylene o›	METHANE I	CO2% 150C	H2O% 150C	SULFUR HE	ETHYLENE 1	Temp (C)	Pressure (A	Comments
INLET #3 R2_001517.LAB	3/11/2020	18:34	40.83	3.38	0.10	1.29	0.00	-3.04	150.16	1.00	
INLET #3 R2_001518.LAB	3/11/2020	18:35	40.86	3.16	0.10	1.30	0.00	-2.97	150.17	1.00	
INLET #3 R2_001519.LAB	3/11/2020	18:36	41.31	3.45	0.10	1.30	0.00	-3.08	150.18	1.00	
INLET #3 R2_001520.LAB	3/11/2020	18:37	41.53	3.20	0.09	1.30	0.00	-2.90	150.16	1.00	
INLET #3 R2_001521.LAB	3/11/2020	18:38	41.42	3.28	0.09	1.28	0.00	-2.87	150.15	1.00	
INLET #3 R2_001522.LAB	3/11/2020	18:39	1.95	3.05	0.06	0.81	0.01	-2.29	150.16	0.99	
INLET #3 R2_001523.LAB	**3/11/2020**	**18:40**	**0.43**	**0.21**	**0.00**	**0.00**	**0.00**	**-1.82**	**150.16**	**1.00**	**Post-Test N2 baseline**

Spectrum	Date	Time	/lene oxide :\NE	LOW-MI	CO2% 150C	H2O% 150C	HEXAFLUOR/LENE 150C		Temp (C)	ressure (Atm)	
INLET #3 R2_001524.LAB	3/11/2020	20:55	0.24	2.62	0.06	0.28	4.91	93.48	150.18	0.99	
INLET #3 R2_001525.LAB	3/11/2020	20:55	78.90	2.28	0.01	0.32	5.16	10.73	150.20	0.99	
INLET #3 R2_001526.LAB	3/11/2020	20:56	95.97	1.48	0.01	0.24	5.20	-4.17	150.19	0.99	
INLET #3 R2_001527.LAB	3/11/2020	20:56	97.25	1.78	0.00	0.20	5.19	-4.45	150.19	0.99	
INLET #3 R2_001528.LAB	3/11/2020	20:56	98.18	1.43	0.01	0.17	5.20	-5.21	150.20	0.99	
INLET #3 R2_001529.LAB	**3/11/2020**	**20:56**	**98.37**	1.46	**0.00**	**0.16**	**5.20**	-4.97	**150.22**	**0.99**	**Post-Test Cal Check 5td inject**
INLET #3 R2_001530.LAB	3/11/2020	20:57	99.07	1.30	0.01	0.16	5.20	-5.67	150.20	0.99	
INLET #3 R2_001531.LAB	3/11/2020	20:57	95.04	1.91	0.01	0.18	4.81	-5.56	150.20	0.99	
INLET #3 R2_001532.LAB	3/11/2020	20:57	41.58	2.84	0.03	0.36	3.27	31.36	150.18	0.99	
INLET #3 R2_001533.LAB	3/11/2020	20:57	2.47	1.20	0.00	0.17	5.03	96.16	150.16	0.99	
INLET #3 R2_001534.LAB	3/11/2020	20:58	0.97	1.20	0.00	0.15	5.04	98.25	150.19	0.99	
INLET #3 R2_001535.LAB	3/11/2020	20:58	0.39	1.40	0.00	0.15	5.04	99.05	150.15	0.99	
INLET #3 R2_001536.LAB	**3/11/2020**	**20:58**	**0.38**	**0.56**	**0.00**	**0.14**	**5.04**	**100.99**	**150.19**	**0.99**	**Post Test CT5 inject**

Spectrum	Date	Time	Ethylene o>	METHANE I	CO2% 150C	H2O% 150C	SULFUR HE	ETHYLENE 1	Temp (C)	Pressure (A	Comments
INLET #3 R2_001537.LAB	3/12/2020	5:35	11.18	3.91	0.10	0.99	0.06	-1.78	150.07	0.99	
INLET #3 R2_001538.LAB	3/12/2020	5:35	-2.19	1.00	0.00	0.06	0.03	-1.66	150.09	0.99	
INLET #3 R2_001539.LAB	3/12/2020	5:36	-1.54	0.07	0.00	0.01	0.00	-2.70	150.09	1.00	
INLET #3 R2_001540BKG.LAB	3/12/2020	5:38	0.00	0.00	0.00	0.00	0.00	0.00	150.10	1.00	Background scan
INLET #3 R2_001541.LAB	3/12/2020	5:38	0.38	0.09	0.00	-0.01	0.00	0.35	150.11	1.00	N2 baseline
INLET #3 R2_001542.LAB	3/12/2020	5:39	0.51	0.09	0.00	-0.01	0.00	0.04	150.08	1.00	
INLET #3 R2_001543.LAB	3/12/2020	5:39	0.34	-0.20	0.00	0.00	0.00	-0.26	150.07	1.00	
INLET #3 R2_001544.LAB	3/12/2020	5:39	-0.03	0.20	0.00	0.00	0.00	-0.10	150.09	1.00	
INLET #3 R2_001545.LAB	3/12/2020	5:39	0.51	0.04	0.00	0.00	0.00	-0.48	150.08	1.00	
INLET #3 R2_001546.LAB	3/12/2020	5:40	0.59	0.17	0.00	-0.01	0.00	0.09	150.11	1.00	
INLET #3 R2_001547.LAB	3/12/2020	5:40	0.51	0.03	0.00	-0.01	1.12	27.78	150.08	1.00	
INLET #3 R2_001548.LAB	3/12/2020	5:40	1.76	-0.19	0.00	-0.01	5.02	102.25	150.09	1.00	
INLET #3 R2_001549.LAB	3/12/2020	5:40	1.51	-0.29	0.00	-0.01	5.04	102.22	150.04	1.01	
INLET #3 R2_001550.LAB	3/12/2020	5:41	1.67	-0.31	0.00	-0.01	5.05	102.96	150.04	1.01	
INLET #3 R2_001551.LAB	3/12/2020	5:41	1.20	-0.34	0.00	-0.01	5.05	103.11	150.00	1.01	CT5 injection
INLET #3 R2_001552.LAB	3/12/2020	5:41	1.53	0.30	0.00	-0.01	5.05	102.94	150.07	1.01	
INLET #3 R2_001553.LAB	3/12/2020	5:41	1.25	-0.16	0.00	0.00	5.06	102.99	150.09	1.01	
INLET #3 R2_001554.LAB	3/12/2020	5:42	1.66	-0.05	0.00	-0.01	5.05	102.88	150.02	1.01	
INLET #3 R2_001555.LAB	3/12/2020	5:42	39.72	0.18	0.01	0.01	5.10	57.16	150.08	1.00	
INLET #3 R2_001556.LAB	3/12/2020	5:42	93.52	-0.11	0.00	0.00	5.25	0.12	150.06	1.01	
INLET #3 R2_001557.LAB	3/12/2020	5:42	110.32	0.15	0.00	-0.01	5.24	0.13	150.05	1.01	
INLET #3 R2_001558.LAB	3/12/2020	5:43	115.60	0.23	0.00	-0.01	5.23	0.29	150.08	1.01	
INLET #3 R2_001559.LAB	3/12/2020	5:43	117.41	0.06	0.00	-0.02	5.23	0.39	150.08	1.01	
INLET #3 R2_001560.LAB	3/12/2020	5:43	118.16	0.29	0.00	-0.01	5.22	-0.11	150.14	1.01	
INLET #3 R2_001561.LAB	3/12/2020	5:43	118.23	0.00	0.00	-0.01	5.22	0.37	150.11	1.01	
INLET #3 R2_001562.LAB	3/12/2020	5:44	117.56	0.14	0.00	0.00	5.22	0.14	150.10	1.01	
INLET #3 R2_001563.LAB	3/12/2020	5:44	99.44	-0.05	0.00	-0.01	5.22	0.03	150.12	1.01	Check Standard injection
INLET #3 R2_001564.LAB	3/12/2020	5:44	98.56	0.48	0.00	-0.01	5.22	-0.24	150.09	1.01	
INLET #3 R2_001565.LAB	3/12/2020	5:44	98.07	0.34	0.00	-0.01	5.23	0.01	150.07	1.01	
INLET #3 R2_001566.LAB	3/12/2020	5:45	97.77	-0.26	0.00	-0.01	5.23	-0.08	150.07	1.01	
INLET #3 R2_001567.LAB	3/12/2020	5:45	97.22	0.14	0.00	-0.01	5.22	-0.09	150.06	1.01	
INLET #3 R2_001568.LAB	3/12/2020	5:45	96.59	0.13	0.00	0.00	5.22	0.07	150.10	1.01	
INLET #3 R2_001569.LAB	3/12/2020	5:45	76.63	1.97	0.03	0.20	3.93	4.59	150.09	1.00	
INLET #3 R2_001570.LAB	3/12/2020	5:46	12.68	5.39	0.14	0.96	0.54	7.80	150.06	1.00	
INLET #3 R2_001571.LAB	3/12/2020	5:46	67.47	1.97	0.02	0.77	4.91	10.28	150.03	1.00	
INLET #3 R2_001572.LAB	3/12/2020	5:46	81.06	2.18	0.00	0.64	5.16	1.28	150.07	1.00	
INLET #3 R2_001573.LAB	3/12/2020	5:46	82.68	1.86	0.00	0.59	5.18	1.35	150.02	1.00	
INLET #3 R2_001574.LAB	3/12/2020	5:47	83.79	1.98	0.00	0.56	5.19	1.26	149.94	1.00	
INLET #3 R2_001575.LAB	3/12/2020	5:47	99.47	2.11	0.00	0.55	5.20	1.45	150.07	1.00	Check Standard system bi
INLET #3 R2_001576.LAB	3/12/2020	5:47	100.37	1.77	0.00	0.52	5.20	1.47	150.03	1.00	
INLET #3 R2_001577.LAB	3/12/2020	5:47	100.68	2.18	0.00	0.47	5.19	1.35	150.02	1.00	
INLET #3 R2_001578.LAB	3/12/2020	5:48	101.24	2.21	0.00	0.42	5.20	0.98	150.02	1.00	
INLET #3 R2_001579.LAB	3/12/2020	5:48	101.61	2.06	0.00	0.37	5.21	1.18	150.04	1.00	
INLET #3 R2_001580.LAB	3/12/2020	5:48	102.11	2.00	0.00	0.30	5.21	1.14	149.99	1.00	
INLET #3 R2_001581.LAB	3/12/2020	5:48	96.34	2.27	0.01	0.32	4.59	0.50	150.04	1.00	
INLET #3 R2_001582.LAB	3/12/2020	5:49	38.58	2.12	0.03	0.45	3.57	47.13	150.03	1.00	
INLET #3 R2_001583.LAB	3/12/2020	5:49	4.53	1.71	0.00	0.26	5.04	102.77	150.07	1.00	
INLET #3 R2_001584.LAB	3/12/2020	5:49	2.97	1.32	0.00	0.24	5.05	103.61	149.98	1.00	
INLET #3 R2_001585.LAB	3/12/2020	5:49	2.21	1.12	0.00	0.21	5.04	103.66	150.02	1.00	
INLET #3 R2_001586.LAB	3/12/2020	5:50	2.02	1.38	0.00	0.18	5.05	103.62	150.01	1.00	
INLET #3 R2_001587.LAB	3/12/2020	5:50	1.68	1.21	0.00	0.18	5.05	103.41	150.03	1.00	
INLET #3 R2_001588.LAB	3/12/2020	5:50	1.32	1.02	0.00	0.18	5.05	103.74	150.03	1.00	CT5 Bias injection
INLET #3 R2_001589.LAB	3/12/2020	5:50	1.24	1.21	0.00	0.18	4.98	102.34	150.04	1.00	
INLET #3 R2_001590.LAB	3/12/2020	5:51	6.01	2.37	0.03	0.39	1.66	35.36	150.07	1.00	
INLET #3 R2_001591.LAB	3/12/2020	5:51	0.80	1.66	0.00	0.20	0.08	1.80	150.05	1.00	
INLET #3 R2_001592.LAB	3/12/2020	5:51	8.07	3.22	0.05	0.48	0.04	0.52	150.08	1.00	
INLET #3 R2_001593.LAB	3/12/2020	5:51	17.61	4.19	0.10	0.86	0.03	-0.81	150.09	1.00	
INLET #3 R2_001594.LAB	3/12/2020	5:52	18.63	4.23	0.11	0.87	0.02	-0.16	150.09	1.00	
INLET #3 R2_001595.LAB	3/12/2020	5:52	18.23	4.13	0.11	0.87	0.02	0.20	150.13	1.00	
INLET #3 R2_001596.LAB	3/12/2020	5:52	8.38	3.89	0.07	0.66	0.04	0.74	150.06	1.00	
INLET #3 R2_001597.LAB	3/12/2020	5:52	-1.91	1.56	0.00	0.20	0.02	1.37	150.07	1.00	
INLET #3 R2_001598.LAB	3/12/2020	5:53	0.13	1.48	0.00	0.16	0.02	0.93	149.96	1.00	N2 system baseline
INLET #3 R2_001599.LAB	3/12/2020	5:53	-0.06	1.57	0.00	0.15	0.02	1.10	149.97	1.00	
INLET #3 R2_001600.LAB	3/12/2020	5:53	-0.23	1.41	0.00	0.15	0.02	0.98	150.00	1.00	
INLET #3 R2_001601.LAB	3/12/2020	5:53	-0.25	1.27	0.00	0.14	0.02	0.64	150.00	1.00	
INLET #3 R2_001602.LAB	3/12/2020	5:54	-0.43	1.42	0.00	0.13	0.02	0.35	150.02	1.00	
INLET #3 R2_001603.LAB	3/12/2020	5:54	-0.30	1.09	0.00	0.13	0.02	0.97	150.07	1.00	
INLET #3 R2_001604.LAB	3/12/2020	5:54	-0.86	1.43	0.00	0.12	0.02	0.20	150.11	1.00	
INLET #3 R2_001605.LAB	3/12/2020	5:54	-0.65	1.53	0.00	0.12	0.02	0.39	150.06	1.00	
INLET #3 R2_001606.LAB	3/12/2020	5:55	-0.65	1.57	0.00	0.12	0.02	-0.01	150.06	1.00	
INLET #3 R2_001607.LAB	3/12/2020	5:55	-0.05	0.88	0.00	0.06	0.03	0.22	149.96	1.01	
INLET #3 R2_001608.LAB	3/12/2020	5:55	0.31	0.25	0.00	0.00	0.02	0.61	149.97	1.01	
INLET #3 R2_001609.LAB	3/12/2020	5:55	0.39	-0.07	0.00	0.00	0.01	0.23	150.04	1.01	
INLET #3 R2_001610.LAB	3/12/2020	5:56	0.72	-0.14	0.00	-0.01	0.02	0.74	150.07	1.01	
INLET #3 R2_001611.LAB	3/12/2020	5:56	0.70	0.41	0.00	0.00	0.02	0.35	150.06	0.99	
INLET #3 R2_001612.LAB	3/12/2020	5:56	0.45	-0.13	0.00	0.00	0.02	0.33	150.09	0.98	

Spectrum	Date	Time	Ethylene o>	METHANE I	CO2% 150C	H2O% 150C	SULFUR HE:	ETHYLENE 1	Temp (C)	Pressure (A	Comments
INLET #3 R2_001613.LAB	3/12/2020	5:56	0.36	0.02	0.00	0.00	0.02	0.30	150.06	0.98	
INLET #3 R2_001614.LAB	3/12/2020	5:57	0.49	0.15	0.00	0.00	0.02	0.51	150.08	0.98	
INLET #3 R2_001615.LAB	3/12/2020	5:57	0.41	0.34	0.00	0.01	0.01	0.22	150.04	0.98	
INLET #3 R3_001616.LAB	3/12/2020	7:29	14.09	4.32	0.11	1.11	0.00	0.22	150.11	1.00	
INLET #3 R3_001617.LAB	3/12/2020	7:30	14.19	4.04	0.11	1.10	0.00	0.30	150.11	1.00	
INLET #3 R3_001618.LAB	3/12/2020	7:31	14.34	3.97	0.11	1.11	0.00	0.44	150.12	1.00	
INLET #3 R3_001619.LAB	3/12/2020	7:32	14.52	4.14	0.11	1.11	0.00	0.47	150.13	1.00	
INLET #3 R3_001620.LAB	3/12/2020	7:33	14.07	3.93	0.11	1.11	0.00	0.16	150.13	1.00	
INLET #3 R3_001621.LAB	3/12/2020	7:34	13.94	4.01	0.11	1.10	0.00	0.13	150.14	1.00	
INLET #3 R3_001622.LAB	3/12/2020	7:35	13.65	3.89	0.11	1.12	0.00	0.37	150.14	1.00	
INLET #3 R3_001623.LAB	3/12/2020	7:36	13.65	3.86	0.11	1.12	0.00	0.25	150.13	1.00	
INLET #3 R3_001624.LAB	3/12/2020	7:37	13.50	4.17	0.11	1.13	0.00	0.20	150.13	1.00	
INLET #3 R3_001625.LAB	3/12/2020	7:38	13.67	4.09	0.10	1.13	0.00	0.45	150.12	1.00	
INLET #3 R3_001626.LAB	3/12/2020	7:39	13.85	4.02	0.11	1.13	0.00	0.13	150.12	1.00	
INLET #3 R3_001627.LAB	3/12/2020	7:40	13.97	4.01	0.10	1.13	0.00	0.18	150.12	1.00	
INLET #3 R3_001628.LAB	3/12/2020	7:41	14.07	4.07	0.10	1.13	0.00	0.15	150.13	1.00	
INLET #3 R3_001629.LAB	3/12/2020	7:42	14.11	3.91	0.11	1.12	0.00	-0.07	150.14	1.00	
INLET #3 R3_001630.LAB	3/12/2020	7:43	13.84	3.99	0.11	1.13	0.00	-0.05	150.13	1.00	
INLET #3 R3_001631.LAB	3/12/2020	7:44	13.44	4.24	0.11	1.14	0.00	-0.12	150.13	1.00	
INLET #3 R3_001632.LAB	3/12/2020	7:45	13.55	4.13	0.11	1.14	0.00	0.08	150.13	1.00	
INLET #3 R3_001633.LAB	3/12/2020	7:46	13.29	4.27	0.11	1.14	0.00	-0.23	150.12	1.00	
INLET #3 R3_001634.LAB	3/12/2020	7:47	13.12	4.00	0.11	1.14	0.00	-0.10	150.12	1.00	
INLET #3 R3_001635.LAB	3/12/2020	7:48	13.14	4.00	0.11	1.16	0.00	-0.05	150.12	1.00	
INLET #3 R3_001636.LAB	3/12/2020	7:49	13.45	4.14	0.11	1.16	0.00	-0.17	150.13	1.00	
INLET #3 R3_001637.LAB	3/12/2020	7:50	13.25	3.80	0.11	1.17	0.00	-0.05	150.12	1.00	
INLET #3 R3_001638.LAB	3/12/2020	7:51	13.33	4.07	0.11	1.17	0.00	-0.06	150.13	1.00	
INLET #3 R3_001639.LAB	3/12/2020	7:52	13.44	4.11	0.11	1.17	0.00	-0.01	150.13	1.00	
INLET #3 R3_001640.LAB	3/12/2020	7:53	13.63	4.18	0.11	1.17	0.00	0.00	150.13	1.00	
INLET #3 R3_001641.LAB	3/12/2020	7:54	13.39	3.99	0.11	1.18	0.00	-0.02	150.12	1.00	
INLET #3 R3_001642.LAB	3/12/2020	7:55	13.07	4.10	0.11	1.19	0.00	0.14	150.14	1.00	
INLET #3 R3_001643.LAB	3/12/2020	7:56	12.73	3.84	0.11	1.20	0.00	0.15	150.12	1.00	
INLET #3 R3_001644.LAB	3/12/2020	7:57	15.72	3.25	0.11	1.34	0.00	1.14	150.12	1.00	
INLET #3 R3_001645.LAB	3/12/2020	7:58	15.55	3.04	0.11	1.34	0.00	0.95	150.11	1.00	
INLET #3 R3_001646.LAB	3/12/2020	7:59	15.52	3.26	0.11	1.34	0.00	1.11	150.11	1.00	
INLET #3 R3_001647.LAB	3/12/2020	8:00	15.55	3.56	0.11	1.33	0.00	1.11	150.13	0.99	
INLET #3 R3_001648.LAB	3/12/2020	8:01	15.71	3.31	0.11	1.34	0.00	1.04	150.13	1.00	
INLET #3 R3_001649.LAB	3/12/2020	8:02	15.71	3.30	0.11	1.32	0.00	0.85	150.14	0.99	
INLET #3 R3_001650.LAB	3/12/2020	8:03	15.64	3.38	0.11	1.33	0.00	0.79	150.14	1.00	
INLET #3 R3_001651.LAB	3/12/2020	8:04	15.99	3.30	0.11	1.34	0.00	0.71	150.12	0.99	
INLET #3 R3_001652.LAB	3/12/2020	8:05	15.98	3.37	0.11	1.33	0.00	0.89	150.14	0.99	
INLET #3 R3_001653.LAB	3/12/2020	8:06	16.17	3.22	0.11	1.34	0.00	0.85	150.13	0.99	
INLET #3 R3_001654.LAB	3/12/2020	8:07	15.88	3.40	0.11	1.35	0.00	0.72	150.12	0.99	
INLET #3 R3_001655.LAB	3/12/2020	8:08	15.30	3.30	0.11	1.32	0.00	0.72	150.13	0.99	
INLET #3 R3_001656.LAB	3/12/2020	8:09	15.02	3.44	0.11	1.33	0.00	0.67	150.13	0.99	Begin Run #3
INLET #3 R3_001657.LAB	3/12/2020	8:10	15.25	3.56	0.11	1.31	0.00	0.65	150.12	0.99	
INLET #3 R3_001658.LAB	3/12/2020	8:11	15.19	3.50	0.11	1.31	0.00	0.57	150.13	0.99	
INLET #3 R3_001659.LAB	3/12/2020	8:12	15.36	3.28	0.11	1.32	0.00	0.50	150.13	0.99	
INLET #3 R3_001660.LAB	3/12/2020	8:13	15.35	3.29	0.11	1.32	0.00	0.44	150.13	1.00	
INLET #3 R3_001661.LAB	3/12/2020	8:14	15.55	3.39	0.11	1.32	0.00	0.47	150.13	0.99	
INLET #3 R3_001662.LAB	3/12/2020	8:15	15.47	3.37	0.11	1.33	0.00	0.63	150.14	0.99	
INLET #3 R3_001663.LAB	3/12/2020	8:16	15.44	3.54	0.11	1.31	0.00	0.79	150.12	1.00	
INLET #3 R3_001664.LAB	3/12/2020	8:17	15.07	3.31	0.11	1.33	0.00	0.62	150.13	0.99	
INLET #3 R3_001665.LAB	3/12/2020	8:18	15.11	3.37	0.11	1.32	0.00	0.78	150.13	0.99	
INLET #3 R3_001666.LAB	3/12/2020	8:19	14.86	3.27	0.11	1.31	0.00	0.88	150.12	0.99	
INLET #3 R3_001667.LAB	3/12/2020	8:20	14.85	3.20	0.11	1.32	0.00	0.90	150.14	0.99	
INLET #3 R3_001668.LAB	3/12/2020	8:21	14.93	3.48	0.11	1.31	0.00	0.59	150.14	0.99	
INLET #3 R3_001669.LAB	3/12/2020	8:22	15.15	3.34	0.11	1.30	0.00	0.98	150.16	0.99	
INLET #3 R3_001670.LAB	3/12/2020	8:23	15.09	3.21	0.11	1.33	0.00	1.21	150.15	0.99	
INLET #3 R3_001671.LAB	3/12/2020	8:24	15.21	3.44	0.11	1.32	0.00	1.07	150.13	0.99	
INLET #3 R3_001672.LAB	3/12/2020	8:25	15.30	3.52	0.11	1.32	0.00	0.91	150.14	0.99	
INLET #3 R3_001673.LAB	3/12/2020	8:26	15.34	3.40	0.11	1.32	0.00	0.78	150.13	0.99	
INLET #3 R3_001674.LAB	3/12/2020	8:27	15.12	3.42	0.11	1.30	0.00	0.96	150.13	0.99	
INLET #3 R3_001675.LAB	3/12/2020	8:28	15.18	3.09	0.11	1.32	0.00	0.76	150.12	0.99	
INLET #3 R3_001676.LAB	3/12/2020	8:29	14.68	3.34	0.11	1.32	0.00	0.80	150.12	0.99	
INLET #3 R3_001677.LAB	3/12/2020	8:30	14.71	3.31	0.11	1.31	0.00	1.07	150.13	0.99	
INLET #3 R3_001678.LAB	3/12/2020	8:31	15.06	3.24	0.11	1.33	0.00	1.00	150.14	0.99	
INLET #3 R3_001679.LAB	3/12/2020	8:32	15.54	3.24	0.11	1.33	0.00	1.25	150.14	0.99	
INLET #3 R3_001680.LAB	3/12/2020	8:33	15.19	3.31	0.11	1.35	0.00	1.12	150.13	0.99	
INLET #3 R3_001681.LAB	3/12/2020	8:34	15.01	3.33	0.11	1.35	0.00	1.09	150.14	0.99	
INLET #3 R3_001682.LAB	3/12/2020	8:35	14.76	3.25	0.11	1.33	0.00	1.01	150.12	0.99	
INLET #3 R3_001683.LAB	3/12/2020	8:36	14.67	3.32	0.11	1.35	0.00	0.86	150.13	0.99	
INLET #3 R3_001684.LAB	3/12/2020	8:37	14.61	3.43	0.11	1.33	0.00	0.77	150.12	0.99	
INLET #3 R3_001685.LAB	3/12/2020	8:38	14.47	3.31	0.11	1.31	0.00	0.79	150.12	0.99	
INLET #3 R3_001686.LAB	3/12/2020	8:39	14.41	3.32	0.11	1.32	0.00	0.66	150.14	0.99	
INLET #3 R3_001687.LAB	3/12/2020	8:40	14.40	3.37	0.11	1.29	0.00	0.52	150.13	0.99	
INLET #3 R3_001688.LAB	3/12/2020	8:41	14.84	3.28	0.11	1.30	0.00	0.40	150.12	0.99	

Spectrum	Date	Time	Ethylene ox	METHANE I	CO2% 150C	H2O% 150C	SULFUR HE	ETHYLENE 1	Temp (C)	Pressure (A	Comments
INLET #3 R3_001689.LAB	3/12/2020	8:42	15.17	3.47	0.10	1.32	0.00	0.35	150.12	0.99	
INLET #3 R3_001690.LAB	3/12/2020	8:43	15.05	3.53	0.10	1.30	0.00	0.38	150.13	0.99	
INLET #3 R3_001691.LAB	3/12/2020	8:44	14.58	3.05	0.11	1.30	0.00	0.36	150.12	0.99	
INLET #3 R3_001692.LAB	3/12/2020	8:45	14.51	3.24	0.10	1.30	0.00	0.18	150.13	0.99	
INLET #3 R3_001693.LAB	3/12/2020	8:46	14.41	3.33	0.10	1.31	0.00	0.23	150.12	0.99	
INLET #3 R3_001694.LAB	3/12/2020	8:47	14.50	3.38	0.10	1.34	0.00	0.29	150.11	0.99	
INLET #3 R3_001695.LAB	3/12/2020	8:48	14.75	3.12	0.10	1.31	0.00	0.60	150.13	0.99	
INLET #3 R3_001696.LAB	3/12/2020	8:49	14.44	3.52	0.10	1.30	0.00	0.44	150.11	0.99	
INLET #3 R3_001697.LAB	3/12/2020	8:50	14.82	3.25	0.10	1.32	0.00	0.33	150.14	0.99	
INLET #3 R3_001698.LAB	3/12/2020	8:51	14.88	3.24	0.10	1.32	0.00	0.33	150.13	0.99	
INLET #3 R3_001699.LAB	3/12/2020	8:52	14.87	3.20	0.10	1.34	0.00	0.31	150.14	0.99	
INLET #3 R3_001700.LAB	3/12/2020	8:53	14.84	3.24	0.10	1.33	0.00	0.41	150.13	0.99	
INLET #3 R3_001701.LAB	3/12/2020	8:54	15.07	3.33	0.10	1.33	0.00	0.49	150.12	0.99	
INLET #3 R3_001702.LAB	3/12/2020	8:55	15.41	3.17	0.10	1.33	0.00	0.38	150.13	0.99	
INLET #3 R3_001703.LAB	3/12/2020	8:56	14.99	3.46	0.10	1.30	0.00	0.19	150.14	0.99	
INLET #3 R3_001704.LAB	3/12/2020	8:57	14.97	3.65	0.10	1.28	0.00	0.20	150.14	0.99	
INLET #3 R3_001705.LAB	3/12/2020	8:58	14.98	3.26	0.10	1.30	0.00	0.32	150.12	0.99	
INLET #3 R3_001706.LAB	3/12/2020	8:59	15.49	3.56	0.10	1.30	0.00	0.14	150.12	0.99	
INLET #3 R3_001707.LAB	3/12/2020	9:00	15.27	3.35	0.10	1.31	0.00	0.38	150.12	0.99	
INLET #3 R3_001708.LAB	3/12/2020	9:01	15.24	3.41	0.10	1.30	0.00	0.23	150.11	0.99	
INLET #3 R3_001709.LAB	3/12/2020	9:02	15.18	3.23	0.10	1.30	0.00	0.03	150.13	0.99	
INLET #3 R3_001710.LAB	3/12/2020	9:03	14.81	3.08	0.10	1.31	0.00	0.42	150.14	0.99	
INLET #3 R3_001711.LAB	3/12/2020	9:04	14.63	3.23	0.10	1.30	0.00	0.28	150.15	0.99	
INLET #3 R3_001712.LAB	3/12/2020	9:05	14.62	3.26	0.10	1.31	0.00	0.25	150.15	0.99	
INLET #3 R3_001713.LAB	3/12/2020	9:06	15.03	3.27	0.10	1.32	0.00	0.36	150.15	0.99	
INLET #3 R3_001714.LAB	3/12/2020	9:07	15.10	3.39	0.10	1.31	0.00	0.29	150.15	0.99	
INLET #3 R3_001715.LAB	3/12/2020	9:08	15.28	3.36	0.10	1.29	0.00	0.35	150.15	0.99	
INLET #3 R3_001716.LAB	3/12/2020	9:09	15.08	3.30	0.10	1.27	0.00	0.38	150.12	0.99	
INLET #3 R3_001717.LAB	3/12/2020	9:10	15.20	3.47	0.10	1.28	0.00	0.50	150.14	0.99	
INLET #3 R3_001718.LAB	3/12/2020	9:11	14.93	3.20	0.10	1.30	0.00	0.54	150.15	0.99	
INLET #3 R3_001719.LAB	3/12/2020	9:12	14.78	3.56	0.10	1.28	0.00	0.40	150.15	0.99	
INLET #3 R3_001720.LAB	3/12/2020	9:13	14.61	3.33	0.10	1.30	0.00	0.51	150.14	0.99	
INLET #3 R3_001721.LAB	3/12/2020	9:14	14.61	3.48	0.10	1.32	0.00	0.42	150.15	0.99	
INLET #3 R3_001722.LAB	3/12/2020	9:15	14.81	3.30	0.10	1.33	0.00	0.47	150.13	0.99	
INLET #3 R3_001723.LAB	3/12/2020	9:16	15.30	3.41	0.10	1.35	0.00	0.43	150.13	0.99	
INLET #3 R3_001724.LAB	3/12/2020	9:17	15.32	3.34	0.10	1.35	0.00	0.58	150.13	0.99	
INLET #3 R3_001725.LAB	3/12/2020	9:18	15.06	3.48	0.10	1.36	0.00	0.42	150.12	0.99	
INLET #3 R3_001726.LAB	3/12/2020	9:19	15.13	3.40	0.10	1.35	0.00	0.64	150.13	0.99	
INLET #3 R3_001727.LAB	3/12/2020	9:20	14.97	3.32	0.10	1.32	0.00	0.72	150.14	0.99	
INLET #3 R3_001728.LAB	3/12/2020	9:21	14.76	3.47	0.10	1.33	0.00	0.53	150.15	0.99	
INLET #3 R3_001729.LAB	3/12/2020	9:22	14.75	3.46	0.10	1.34	0.00	0.41	150.14	0.99	
INLET #3 R3_001730.LAB	3/12/2020	9:23	14.82	3.26	0.10	1.34	0.00	0.31	150.13	0.99	
INLET #3 R3_001731.LAB	3/12/2020	9:24	15.08	3.40	0.10	1.36	0.00	0.31	150.14	0.99	
INLET #3 R3_001732.LAB	3/12/2020	9:25	14.76	3.21	0.10	1.33	0.00	0.21	150.14	0.99	
INLET #3 R3_001733.LAB	3/12/2020	9:26	14.91	3.28	0.10	1.31	0.00	0.14	150.14	0.99	
INLET #3 R3_001734.LAB	3/12/2020	9:27	14.96	3.17	0.10	1.33	0.00	0.20	150.14	0.99	
INLET #3 R3_001735.LAB	3/12/2020	9:28	14.78	3.14	0.10	1.34	0.00	-0.07	150.14	0.99	
INLET #3 R3_001736.LAB	3/12/2020	9:29	14.58	3.14	0.10	1.31	0.00	-0.02	150.15	0.99	
INLET #3 R3_001737.LAB	3/12/2020	9:30	14.68	3.36	0.10	1.29	0.00	-0.19	150.15	0.99	
INLET #3 R3_001738.LAB	3/12/2020	9:31	14.47	3.58	0.10	1.28	0.00	-0.23	150.14	0.99	
INLET #3 R3_001739.LAB	3/12/2020	9:32	14.88	3.27	0.10	1.30	0.00	-0.07	150.15	0.99	
INLET #3 R3_001740.LAB	3/12/2020	9:33	14.51	3.17	0.10	1.30	0.00	-0.17	150.14	0.99	
INLET #3 R3_001741.LAB	3/12/2020	9:34	14.79	3.50	0.10	1.33	0.00	-0.15	150.14	0.99	
INLET #3 R3_001742.LAB	3/12/2020	9:35	14.46	3.20	0.10	1.31	0.00	-0.07	150.14	0.99	
INLET #3 R3_001743.LAB	3/12/2020	9:36	14.39	3.28	0.10	1.31	0.00	-0.24	150.14	0.99	
INLET #3 R3_001744.LAB	3/12/2020	9:37	14.69	3.11	0.10	1.32	0.00	-0.05	150.14	0.99	
INLET #3 R3_001745.LAB	3/12/2020	9:38	14.72	3.35	0.10	1.31	0.00	-0.01	150.14	0.99	
INLET #3 R3_001746.LAB	3/12/2020	9:39	14.58	3.03	0.10	1.32	0.00	0.05	150.14	0.99	
INLET #3 R3_001747.LAB	3/12/2020	9:40	14.39	3.22	0.10	1.29	0.00	-0.02	150.15	0.99	
INLET #3 R3_001748.LAB	3/12/2020	9:41	14.35	3.38	0.10	1.29	0.00	-0.03	150.14	0.99	
INLET #3 R3_001749.LAB	3/12/2020	9:42	14.32	3.42	0.10	1.29	0.00	-0.05	150.15	0.99	
INLET #3 R3_001750.LAB	3/12/2020	9:43	14.58	3.32	0.10	1.32	0.00	0.13	150.13	0.99	
INLET #3 R3_001751.LAB	3/12/2020	9:44	14.61	3.29	0.10	1.34	0.00	0.00	150.12	0.99	
INLET #3 R3_001752.LAB	3/12/2020	9:45	14.65	3.36	0.10	1.31	0.00	0.27	150.12	0.99	
INLET #3 R3_001753.LAB	3/12/2020	9:46	14.62	3.30	0.10	1.29	0.00	-0.08	150.13	0.99	
INLET #3 R3_001754.LAB	3/12/2020	9:47	14.51	3.28	0.10	1.30	0.00	0.07	150.14	0.99	
INLET #3 R3_001755.LAB	3/12/2020	9:48	14.84	3.01	0.10	1.33	0.00	0.07	150.14	0.99	
INLET #3 R3_001756.LAB	3/12/2020	9:49	14.63	3.34	0.10	1.31	0.00	0.05	150.13	0.99	
INLET #3 R3_001757.LAB	3/12/2020	9:50	14.43	3.42	0.10	1.32	0.00	0.07	150.13	0.99	
INLET #3 R3_001758.LAB	3/12/2020	9:51	14.60	3.23	0.10	1.34	0.00	0.02	150.14	0.99	
INLET #3 R3_001759.LAB	3/12/2020	9:52	14.58	3.23	0.10	1.33	0.00	-0.08	150.13	0.99	
INLET #3 R3_001760.LAB	3/12/2020	9:53	14.58	3.15	0.11	1.32	0.00	-0.07	150.14	0.99	
INLET #3 R3_001761.LAB	3/12/2020	9:54	14.13	3.43	0.11	1.29	0.00	-0.19	150.13	0.99	
INLET #3 R3_001762.LAB	3/12/2020	9:55	13.75	3.33	0.11	1.27	0.00	-0.13	150.14	0.99	
INLET #3 R3_001763.LAB	3/12/2020	9:56	13.95	3.24	0.11	1.29	0.00	-0.27	150.13	0.99	
INLET #3 R3_001764.LAB	3/12/2020	9:57	13.73	3.34	0.11	1.29	0.00	-0.33	150.14	0.99	

Spectrum	Date	Time	Ethylene o›	METHANE I	CO2% 150C	H2O% 150C	SULFUR HE:	ETHYLENE]	Temp (C)	Pressure (A	Comments
INLET #3 R3_001765.LAB	3/12/2020	9:58	13.67	3.18	0.11	1.29	0.00	-0.22	150.15	0.99	
INLET #3 R3_001766.LAB	3/12/2020	9:59	13.65	3.30	0.11	1.28	0.00	-0.31	150.16	0.99	
INLET #3 R3_001767.LAB	3/12/2020	10:00	13.88	3.42	0.11	1.29	0.00	-0.07	150.14	0.99	
INLET #3 R3_001768.LAB	3/12/2020	10:01	13.81	3.32	0.11	1.29	0.00	-0.09	150.13	0.99	
INLET #3 R3_001769.LAB	3/12/2020	10:02	14.04	3.37	0.11	1.32	0.00	-0.35	150.14	0.99	
INLET #3 R3_001770.LAB	3/12/2020	10:03	14.09	3.21	0.11	1.35	0.00	-0.14	150.14	0.99	
INLET #3 R3_001771.LAB	3/12/2020	10:04	14.56	3.37	0.11	1.33	0.00	-0.38	150.15	0.99	
INLET #3 R3_001772.LAB	3/12/2020	10:05	14.26	3.32	0.11	1.31	0.00	-0.07	150.14	0.99	
INLET #3 R3_001773.LAB	3/12/2020	10:06	14.38	3.17	0.11	1.31	0.00	-0.02	150.14	0.99	
INLET #3 R3_001774.LAB	3/12/2020	10:07	14.73	3.46	0.11	1.34	0.00	-0.17	150.14	0.99	
INLET #3 R3_001775.LAB	3/12/2020	10:08	14.69	3.41	0.10	1.35	0.00	-0.21	150.15	0.99	
INLET #3 R3_001776.LAB	3/12/2020	10:09	14.87	3.24	0.10	1.37	0.00	-0.27	150.14	0.99	
INLET #3 R3_001777.LAB	3/12/2020	10:10	14.63	3.29	0.10	1.36	0.00	-0.11	150.14	0.99	
INLET #3 R3_001778.LAB	3/12/2020	10:11	14.80	3.31	0.10	1.35	0.00	-0.16	150.11	0.99	
INLET #3 R3_001779.LAB	3/12/2020	10:12	14.84	3.15	0.10	1.35	0.00	-0.16	150.13	0.99	
INLET #3 R3_001780.LAB	3/12/2020	10:13	14.56	3.00	0.10	1.35	0.00	-0.15	150.13	0.99	
INLET #3 R3_001781.LAB	3/12/2020	10:14	14.44	3.03	0.10	1.34	0.00	-0.06	150.14	0.99	
INLET #3 R3_001782.LAB	3/12/2020	10:15	14.08	3.25	0.10	1.31	0.00	-0.24	150.14	0.99	
INLET #3 R3_001783.LAB	3/12/2020	10:16	14.23	3.21	0.10	1.33	0.00	-0.22	150.14	0.99	
INLET #3 R3_001784.LAB	3/12/2020	10:17	14.52	3.06	0.10	1.36	0.00	-0.13	150.14	0.99	
INLET #3 R3_001785.LAB	3/12/2020	10:18	14.39	3.24	0.10	1.35	0.00	-0.21	150.15	0.99	
INLET #3 R3_001786.LAB	3/12/2020	10:19	14.11	3.04	0.10	1.32	0.00	-0.18	150.14	0.99	
INLET #3 R3_001787.LAB	3/12/2020	10:20	13.80	3.11	0.10	1.31	0.00	-0.22	150.14	0.99	
INLET #3 R3_001788.LAB	3/12/2020	10:21	13.77	3.27	0.10	1.33	0.00	-0.26	150.13	0.99	
INLET #3 R3_001789.LAB	3/12/2020	10:22	14.07	3.27	0.10	1.34	0.00	-0.07	150.13	0.99	
INLET #3 R3_001790.LAB	3/12/2020	10:23	14.34	3.17	0.10	1.33	0.00	-0.37	150.13	0.99	
INLET #3 R3_001791.LAB	3/12/2020	10:24	14.30	3.30	0.10	1.32	0.00	-0.32	150.14	0.99	
INLET #3 R3_001792.LAB	3/12/2020	10:25	14.08	3.30	0.09	1.31	0.00	-0.48	150.15	0.99	
INLET #3 R3_001793.LAB	3/12/2020	10:26	13.70	3.34	0.09	1.31	0.00	-0.47	150.14	0.99	
INLET #3 R3_001794.LAB	3/12/2020	10:27	13.69	3.03	0.09	1.32	0.00	-0.39	150.14	0.99	
INLET #3 R3_001795.LAB	3/12/2020	10:28	13.75	3.22	0.09	1.34	0.00	-0.56	150.14	0.99	
INLET #3 R3_001796.LAB	3/12/2020	10:29	14.06	3.29	0.09	1.33	0.00	-0.35	150.14	0.99	
INLET #3 R3_001797.LAB	3/12/2020	10:30	13.99	3.23	0.09	1.32	0.00	-0.55	150.14	0.99	
INLET #3 R3_001798.LAB	3/12/2020	10:31	14.04	3.10	0.09	1.32	0.00	-0.55	150.13	0.99	
INLET #3 R3_001799.LAB	3/12/2020	10:32	13.94	3.07	0.09	1.34	0.00	-0.45	150.16	0.99	
INLET #3 R3_001800.LAB	3/12/2020	10:33	13.97	3.06	0.09	1.36	0.00	-0.32	150.16	0.99	
INLET #3 R3_001801.LAB	3/12/2020	10:34	13.87	3.01	0.09	1.36	0.00	-0.58	150.13	0.99	
INLET #3 R3_001802.LAB	3/12/2020	10:35	13.74	2.93	0.09	1.36	0.00	-0.72	150.15	0.99	
INLET #3 R3_001803.LAB	3/12/2020	10:36	13.58	3.11	0.09	1.38	0.00	-0.79	150.18	0.99	
INLET #3 R3_001804.LAB	3/12/2020	10:37	13.78	3.10	0.09	1.40	0.00	-0.80	150.16	0.99	
INLET #3 R3_001805.LAB	3/12/2020	10:38	13.62	3.15	0.09	1.40	0.00	-0.89	150.17	0.99	
INLET #3 R3_001806.LAB	3/12/2020	10:39	14.06	2.97	0.09	1.43	0.00	-0.81	150.16	0.99	
INLET #3 R3_001807.LAB	3/12/2020	10:40	14.17	2.94	0.09	1.43	0.00	-1.17	150.16	0.99	
INLET #3 R3_001808.LAB	3/12/2020	10:41	14.00	2.93	0.09	1.44	0.00	-1.18	150.16	0.99	
INLET #3 R3_001809.LAB	3/12/2020	10:42	13.93	3.13	0.09	1.42	0.00	-1.41	150.16	0.99	
INLET #3 R3_001810.LAB	3/12/2020	10:43	13.87	3.09	0.09	1.38	0.00	-1.58	150.16	0.99	
INLET #3 R3_001811.LAB	3/12/2020	10:44	13.77	3.27	0.09	1.35	0.00	-1.63	150.15	0.99	
INLET #3 R3_001812.LAB	3/12/2020	10:45	13.80	3.02	0.09	1.34	0.00	-1.74	150.15	0.99	
INLET #3 R3_001813.LAB	3/12/2020	10:46	13.78	3.21	0.09	1.33	0.00	-1.96	150.14	0.99	
INLET #3 R3_001814.LAB	3/12/2020	10:47	13.84	3.24	0.09	1.35	0.00	-1.79	150.15	0.99	
INLET #3 R3_001815.LAB	3/12/2020	10:48	14.00	3.16	0.09	1.36	0.00	-1.76	150.14	0.99	
INLET #3 R3_001816.LAB	3/12/2020	10:49	14.19	3.27	0.09	1.36	0.00	-1.96	150.13	0.99	
INLET #3 R3_001817.LAB	3/12/2020	10:50	14.14	2.88	0.09	1.36	0.00	-1.82	150.15	0.99	
INLET #3 R3_001818.LAB	3/12/2020	10:51	13.81	2.97	0.09	1.35	0.00	-2.02	150.16	0.99	
INLET #3 R3_001819.LAB	3/12/2020	10:52	13.84	3.16	0.09	1.35	0.00	-2.08	150.15	0.99	
INLET #3 R3_001820.LAB	3/12/2020	10:53	13.83	3.12	0.09	1.33	0.00	-2.10	150.16	0.99	
INLET #3 R3_001821.LAB	3/12/2020	10:54	14.23	3.31	0.09	1.34	0.00	-2.17	150.16	0.99	
INLET #3 R3_001822.LAB	3/12/2020	10:55	14.85	3.19	0.09	1.37	0.00	-2.26	150.17	0.99	
INLET #3 R3_001823.LAB	3/12/2020	10:56	14.69	3.04	0.09	1.40	0.00	-2.37	150.16	0.99	
INLET #3 R3_001824.LAB	3/12/2020	10:57	14.70	3.19	0.09	1.38	0.00	-2.33	150.16	0.99	
INLET #3 R3_001825.LAB	3/12/2020	10:58	14.39	3.15	0.09	1.37	0.00	-2.27	150.17	0.99	
INLET #3 R3_001826.LAB	3/12/2020	10:59	13.94	3.17	0.09	1.35	0.00	-2.48	150.16	0.99	
INLET #3 R3_001827.LAB	3/12/2020	11:00	14.03	3.07	0.09	1.35	0.00	-2.31	150.16	0.99	
INLET #3 R3_001828.LAB	3/12/2020	11:01	14.17	3.18	0.09	1.34	0.00	-2.61	150.15	0.99	
INLET #3 R3_001829.LAB	3/12/2020	11:02	14.06	3.23	0.09	1.34	0.00	-2.53	150.16	0.99	
INLET #3 R3_001830.LAB	3/12/2020	11:03	14.24	3.09	0.09	1.33	0.00	-2.32	150.16	0.99	
INLET #3 R3_001831.LAB	3/12/2020	11:04	14.28	3.33	0.09	1.33	0.00	-2.45	150.16	0.99	
INLET #3 R3_001832.LAB	3/12/2020	11:05	14.26	3.36	0.09	1.32	0.00	-2.62	150.14	0.99	
INLET #3 R3_001833.LAB	3/12/2020	11:06	14.02	3.16	0.09	1.35	0.00	-2.53	150.15	0.99	
INLET #3 R3_001834.LAB	3/12/2020	11:07	14.46	3.27	0.09	1.39	0.00	-2.80	150.17	0.99	
INLET #3 R3_001835.LAB	3/12/2020	11:08	14.31	3.12	0.09	1.38	0.00	-3.16	150.16	0.99	
INLET #3 R3_001836.LAB	3/12/2020	11:09	14.65	3.11	0.09	1.41	0.00	-3.36	150.14	0.99	
INLET #3 R3_001837.LAB	3/12/2020	11:10	14.75	3.15	0.09	1.41	0.00	-3.29	150.14	0.99	
INLET #3 R3_001838.LAB	3/12/2020	11:11	14.80	3.19	0.09	1.40	0.00	-3.57	150.14	0.99	
INLET #3 R3_001839.LAB	3/12/2020	11:12	14.80	2.95	0.09	1.42	0.00	-3.59	150.15	0.99	
INLET #3 R3_001840.LAB	3/12/2020	11:13	14.81	2.93	0.09	1.43	0.00	-3.79	150.16	0.99	

Spectrum	Date	Time	Ethylene o›	METHANE I	CO2% 150C	H2O% 1S0C	SULFUR HE:	ETHYLENE 1	Temp (C)	Pressure (A	Comments
INLET #3 R3_001841.LAB	3/12/2020	11:14	14.61	3.29	0.09	1.40	0.00	-3.90	150.16	0.99	
INLET #3 R3_001842.LAB	3/12/2020	11:15	14.47	3.22	0.09	1.37	0.00	-3.72	150.17	0.99	
INLET #3 R3_001843.LAB	3/12/2020	11:16	14.26	3.16	0.09	1.35	0.00	-3.56	150.17	0.99	
INLET #3 R3_001844.LAB	3/12/2020	11:17	14.03	3.41	0.09	1.34	0.00	-3.55	150.18	0.99	
INLET #3 R3_001845.LAB	3/12/2020	11:18	14.20	3.00	0.09	1.34	0.00	-3.37	150.18	0.99	
INLET #3 R3_001846.LAB	3/12/2020	11:19	14.21	3.04	0.09	1.34	0.00	-3.54	150.17	0.99	
INLET #3 R3_001847.LAB	3/12/2020	11:20	14.19	3.29	0.09	1.34	0.00	-3.42	150.17	0.99	
INLET #3 R3_001848.LAB	3/12/2020	11:21	13.98	3.27	0.09	1.34	0.00	-3.32	150.17	0.99	
INLET #3 R3_001849.LAB	3/12/2020	11:22	13.65	3.06	0.09	1.34	0.00	-3.21	150.16	0.99	
INLET #3 R3_001850.LAB	3/12/2020	11:23	13.57	3.20	0.09	1.33	0.00	-3.46	150.15	0.99	
INLET #3 R3_001851.LAB	3/12/2020	11:24	13.30	3.18	0.09	1.33	0.00	-3.03	150.17	0.99	
INLET #3 R3_001852.LAB	3/12/2020	11:25	13.48	2.92	0.09	1.35	0.00	-2.97	150.17	0.99	
INLET #3 R3_001853.LAB	3/12/2020	11:26	13.92	3.02	0.09	1.37	0.00	-3.28	150.19	0.99	
INLET #3 R3_001854.LAB	3/12/2020	11:27	13.86	3.17	0.09	1.35	0.00	-3.33	150.17	0.99	
INLET #3 R3_001855.LAB	3/12/2020	11:28	14.23	3.26	0.09	1.38	0.00	-3.31	150.20	0.99	
INLET #3 R3_001856.LAB	3/12/2020	11:29	14.34	3.27	0.09	1.39	0.00	-3.63	150.18	0.99	
INLET #3 R3_001857.LAB	3/12/2020	11:30	14.39	3.11	0.09	1.36	0.00	-3.46	150.18	0.99	
INLET #3 R3_001858.LAB	3/12/2020	11:31	14.33	3.19	0.09	1.38	0.00	-3.56	150.17	0.99	
INLET #3 R3_001859.LAB	3/12/2020	11:32	14.23	3.11	0.09	1.39	0.00	-3.64	150.17	0.99	
INLET #3 R3_001860.LAB	3/12/2020	11:33	14.49	3.06	0.09	1.37	0.00	-3.59	150.16	0.99	
INLET #3 R3_001861.LAB	3/12/2020	11:34	14.29	3.21	0.09	1.37	0.00	-3.67	150.16	0.99	
INLET #3 R3_001862.LAB	3/12/2020	11:35	14.03	3.06	0.09	1.37	0.00	-3.38	150.17	0.99	
INLET #3 R3_001863.LAB	3/12/2020	11:36	14.50	3.15	0.09	1.38	0.00	-3.50	150.17	0.99	
INLET #3 R3_001864.LAB	3/12/2020	11:37	14.13	3.30	0.09	1.38	0.00	-3.76	150.17	0.99	
INLET #3 R3_001865.LAB	3/12/2020	11:38	14.00	3.46	0.09	1.36	0.00	-3.50	150.16	0.99	
INLET #3 R3_001866.LAB	3/12/2020	11:39	13.90	2.95	0.09	1.35	0.00	-3.50	150.16	0.99	
INLET #3 R3_001867.LAB	3/12/2020	11:40	13.60	3.18	0.09	1.35	0.00	-3.23	150.16	0.99	
INLET #3 R3_001868.LAB	3/12/2020	11:41	13.69	2.98	0.09	1.36	0.00	-3.50	150.16	0.99	
INLET #3 R3_001869.LAB	3/12/2020	11:42	13.50	3.26	0.09	1.37	0.00	-3.54	150.17	0.99	
INLET #3 R3_001870.LAB	3/12/2020	11:43	13.01	3.36	0.09	1.35	0.00	-3.53	150.17	0.99	
INLET #3 R3_001871.LAB	3/12/2020	11:44	12.92	3.15	0.09	1.34	0.00	-3.45	150.16	0.99	
INLET #3 R3_001872.LAB	3/12/2020	11:45	12.82	3.27	0.09	1.34	0.00	-3.28	150.17	0.99	
INLET #3 R3_001873.LAB	3/12/2020	11:46	13.05	3.32	0.09	1.35	0.00	-3.02	150.16	0.99	
INLET #3 R3_001874.LAB	3/12/2020	11:47	13.60	3.15	0.09	1.37	0.00	-3.47	150.18	0.99	
INLET #3 R3_001875.LAB	3/12/2020	11:48	13.47	3.25	0.09	1.36	0.00	-3.30	150.18	0.99	
INLET #3 R3_001876.LAB	3/12/2020	11:49	13.55	3.08	0.09	1.35	0.00	-3.24	150.17	0.99	
INLET #3 R3_001877.LAB	3/12/2020	11:50	14.05	3.36	0.09	1.36	0.00	-3.08	150.17	0.99	
INLET #3 R3_001878.LAB	3/12/2020	11:51	14.30	3.15	0.09	1.36	0.00	-3.01	150.18	0.99	
INLET #3 R3_001879.LAB	3/12/2020	11:52	14.19	3.06	0.09	1.38	0.00	-3.43	150.17	0.99	
INLET #3 R3_001880.LAB	3/12/2020	11:53	14.25	3.05	0.09	1.38	0.00	-3.40	150.16	0.99	
INLET #3 R3_001881.LAB	3/12/2020	11:54	14.36	3.18	0.09	1.40	0.00	-3.78	150.16	0.99	
INLET #3 R3_001882.LAB	3/12/2020	11:55	13.92	3.17	0.09	1.40	0.00	-3.98	150.16	0.99	
INLET #3 R3_001883.LAB	3/12/2020	11:56	13.73	3.18	0.09	1.43	0.00	-4.90	150.17	0.99	
INLET #3 R3_001884.LAB	3/12/2020	11:57	13.73	3.01	0.09	1.42	0.00	-4.86	150.17	0.99	
INLET #3 R3_001885.LAB	3/12/2020	11:58	13.47	3.07	0.09	1.40	0.00	-4.74	150.16	0.99	
INLET #3 R3_001886.LAB	3/12/2020	11:59	13.46	3.18	0.09	1.38	0.00	-4.38	150.17	0.99	
INLET #3 R3_001887.LAB	3/12/2020	12:00	13.46	3.26	0.09	1.37	0.00	-3.91	150.16	0.99	
INLET #3 R3_001888.LAB	3/12/2020	12:01	13.53	3.28	0.09	1.36	0.00	-3.57	150.16	0.99	
INLET #3 R3_001889.LAB	3/12/2020	12:02	13.49	3.10	0.09	1.37	0.00	-3.62	150.19	0.99	
INLET #3 R3_001890.LAB	3/12/2020	12:03	13.74	3.10	0.09	1.38	0.00	-3.94	150.17	0.99	
INLET #3 R3_001891.LAB	3/12/2020	12:04	13.50	3.20	0.08	1.39	0.00	-4.03	150.17	0.99	
INLET #3 R3_001892.LAB	3/12/2020	12:05	13.38	3.14	0.09	1.42	0.00	-4.46	150.18	0.99	
INLET #3 R3_001893.LAB	3/12/2020	12:06	13.52	3.01	0.08	1.42	0.00	-4.66	150.17	0.99	
INLET #3 R3_001894.LAB	3/12/2020	12:07	13.41	3.09	0.08	1.39	0.00	-4.25	150.18	0.99	
INLET #3 R3_001895.LAB	3/12/2020	12:08	13.14	3.07	0.08	1.35	0.00	-3.60	150.16	0.99	
INLET #3 R3_001896.LAB	3/12/2020	12:09	13.10	3.34	0.08	1.35	0.00	-3.23	150.16	0.99	
INLET #3 R3_001897.LAB	3/12/2020	12:10	13.48	3.12	0.08	1.36	0.00	-3.25	150.17	0.99	
INLET #3 R3_001898.LAB	3/12/2020	12:11	13.43	3.20	0.08	1.36	0.00	-3.14	150.17	0.99	
INLET #3 R3_001899.LAB	3/12/2020	12:12	13.85	3.12	0.08	1.40	0.00	-3.64	150.18	0.99	
INLET #3 R3_001900.LAB	3/12/2020	12:13	14.18	3.28	0.08	1.42	0.00	-4.17	150.17	0.99	
INLET #3 R3_001901.LAB	3/12/2020	12:14	14.38	3.04	0.08	1.41	0.00	-4.01	150.16	0.99	
INLET #3 R3_001902.LAB	3/12/2020	12:15	13.81	3.33	0.08	1.40	0.00	-3.81	150.16	0.99	
INLET #3 R3_001903.LAB	3/12/2020	12:16	14.31	3.17	0.08	1.43	0.00	-4.47	150.16	0.99	
INLET #3 R3_001904.LAB	3/12/2020	12:17	13.90	3.06	0.08	1.41	0.00	-4.39	150.17	0.99	
INLET #3 R3_001905.LAB	3/12/2020	12:18	13.90	3.05	0.08	1.39	0.00	-3.78	150.17	0.99	
INLET #3 R3_001906.LAB	3/12/2020	12:19	13.95	3.15	0.08	1.38	0.00	-3.43	150.18	0.99	
INLET #3 R3_001907.LAB	3/12/2020	12:20	14.10	3.29	0.08	1.39	0.00	-3.67	150.18	0.99	
INLET #3 R3_001908.LAB	3/12/2020	12:21	13.80	3.21	0.08	1.38	0.00	-3.74	150.18	0.99	
INLET #3 R3_001909.LAB	3/12/2020	12:22	13.50	3.16	0.08	1.38	0.00	-3.44	150.16	0.99	
INLET #3 R3_001910.LAB	3/12/2020	12:23	13.30	3.15	0.08	1.39	0.00	-3.57	150.17	0.99	
INLET #3 R3_001911.LAB	3/12/2020	12:24	13.22	3.14	0.08	1.40	0.00	-3.79	150.17	0.99	
INLET #3 R3_001912.LAB	3/12/2020	12:25	13.13	3.27	0.08	1.40	0.00	-3.46	150.17	0.99	
INLET #3 R3_001913.LAB	3/12/2020	12:26	13.27	3.17	0.08	1.39	0.00	-3.54	150.17	0.99	
INLET #3 R3_001914.LAB	3/12/2020	12:27	13.28	2.98	0.08	1.40	0.00	-4.06	150.17	0.99	
INLET #3 R3_001915.LAB	3/12/2020	12:28	12.91	3.33	0.08	1.39	0.00	-3.83	150.17	0.99	
INLET #3 R3_001916.LAB	3/12/2020	12:29	12.84	3.25	0.08	1.38	0.00	-3.41	150.17	0.99	

Spectrum	Date	Time	Ethylene o›	METHANE l	CO2% 150C	H2O% 150C	SULFUR HE:	ETHYLENE 1	Temp (C)	Pressure (A	Comments
INLET #3 R3_001917.LAB	3/12/2020	12:30	13.28	3.00	0.08	1.40	0.00	-3.58	150.18	0.99	
INLET #3 R3_001918.LAB	3/12/2020	12:31	13.44	3.26	0.08	1.40	0.00	-4.06	150.18	0.99	
INLET #3 R3_001919.LAB	3/12/2020	12:32	13.51	3.16	0.08	1.41	0.00	-4.04	150.18	0.99	
INLET #3 R3_001920.LAB	3/12/2020	12:33	13.25	3.07	0.08	1.41	0.00	-4.10	150.17	0.99	
INLET #3 R3_001921.LAB	3/12/2020	12:34	12.76	3.34	0.08	1.39	0.00	-3.54	150.18	0.99	
INLET #3 R3_001922.LAB	3/12/2020	12:35	12.87	2.98	0.08	1.39	0.00	-3.64	150.17	0.99	
INLET #3 R3_001923.LAB	3/12/2020	12:36	12.78	3.28	0.08	1.39	0.00	-3.55	150.17	0.99	
INLET #3 R3_001924.LAB	3/12/2020	12:37	13.13	3.36	0.08	1.39	0.00	-3.75	150.20	0.99	
INLET #3 R3_001925.LAB	3/12/2020	12:38	13.16	3.12	0.08	1.39	0.00	-3.82	150.18	0.99	
INLET #3 R3_001926.LAB	3/12/2020	12:39	13.27	3.40	0.08	1.40	0.00	-3.89	150.19	0.99	
INLET #3 R3_001927.LAB	3/12/2020	12:40	13.13	3.15	0.08	1.40	0.00	-3.89	150.17	0.99	
INLET #3 R3_001928.LAB	3/12/2020	12:41	13.29	3.28	0.08	1.39	0.00	-3.76	150.17	0.99	
INLET #3 R3_001929.LAB	3/12/2020	12:42	13.49	3.23	0.08	1.37	0.00	-3.41	150.18	0.99	
INLET #3 R3_001930.LAB	3/12/2020	12:43	13.37	3.32	0.08	1.36	0.00	-3.14	150.18	0.99	
INLET #3 R3_001931.LAB	3/12/2020	12:44	13.54	3.14	0.08	1.36	0.00	-2.83	150.18	0.99	
INLET #3 R3_001932.LAB	3/12/2020	12:45	13.67	3.35	0.08	1.35	0.00	-2.72	150.18	0.99	
INLET #3 R3_001933.LAB	3/12/2020	12:46	13.47	3.22	0.08	1.34	0.00	-2.69	150.19	0.99	
INLET #3 R3_001934.LAB	3/12/2020	12:47	13.26	3.33	0.08	1.35	0.00	-2.51	150.19	0.99	
INLET #3 R3_001935.LAB	3/12/2020	12:48	13.71	3.16	0.08	1.36	0.00	-2.46	150.17	0.99	
INLET #3 R3_001936.LAB	3/12/2020	12:49	13.64	2.96	0.08	1.36	0.00	-2.62	150.19	0.99	
INLET #3 R3_001937.LAB	3/12/2020	12:50	13.75	3.44	0.08	1.37	0.00	-2.95	150.19	0.99	
INLET #3 R3_001938.LAB	3/12/2020	12:51	13.67	3.21	0.08	1.37	0.00	-2.87	150.18	0.99	
INLET #3 R3_001939.LAB	3/12/2020	12:52	13.52	3.17	0.08	1.37	0.00	-2.95	150.19	0.99	
INLET #3 R3_001940.LAB	3/12/2020	12:53	13.50	3.35	0.08	1.36	0.00	-3.08	150.19	0.99	
INLET #3 R3_001941.LAB	3/12/2020	12:54	13.41	3.33	0.08	1.34	0.00	-2.78	150.18	0.99	
INLET #3 R3_001942.LAB	3/12/2020	12:55	13.76	3.25	0.08	1.34	0.00	-2.72	150.18	0.99	
INLET #3 R3_001943.LAB	3/12/2020	12:56	13.88	3.40	0.08	1.34	0.00	-2.61	150.18	0.99	
INLET #3 R3_001944.LAB	3/12/2020	12:57	13.36	3.10	0.08	1.33	0.00	-2.38	150.17	0.99	
INLET #3 R3_001945.LAB	3/12/2020	12:58	13.30	3.38	0.08	1.34	0.00	-2.50	150.17	0.99	
INLET #3 R3_001946.LAB	3/12/2020	12:59	13.30	3.37	0.08	1.34	0.00	-2.29	150.18	0.99	
INLET #3 R3_001947.LAB	3/12/2020	13:00	13.54	3.13	0.08	1.34	0.00	-2.27	150.18	0.99	
INLET #3 R3_001948.LAB	3/12/2020	13:01	13.54	3.29	0.08	1.32	0.00	-2.20	150.18	0.99	
INLET #3 R3_001949.LAB	3/12/2020	13:02	13.47	3.30	0.08	1.32	0.00	-2.12	150.18	0.99	
INLET #3 R3_001950.LAB	3/12/2020	13:03	13.44	3.19	0.08	1.32	0.00	-2.04	150.18	0.99	
INLET #3 R3_001951.LAB	3/12/2020	13:04	13.47	3.57	0.08	1.32	0.00	-2.16	150.17	0.99	
INLET #3 R3_001952.LAB	3/12/2020	13:05	13.32	3.39	0.08	1.32	0.00	-2.08	150.18	0.99	
INLET #3 R3_001953.LAB	3/12/2020	13:06	13.09	3.30	0.08	1.32	0.00	-1.97	150.19	0.99	
INLET #3 R3_001954.LAB	3/12/2020	13:07	12.77	3.33	0.08	1.32	0.00	-1.75	150.19	0.99	
INLET #3 R3_001955.LAB	3/12/2020	13:08	12.75	3.04	0.08	1.31	0.00	-1.86	150.18	0.99	
INLET #3 R3_001956.LAB	3/12/2020	13:09	12.57	3.08	0.08	1.31	0.00	-1.88	150.17	0.99	
INLET #3 R3_001957.LAB	3/12/2020	13:10	12.54	3.00	0.08	1.31	0.00	-1.77	150.18	0.99	
INLET #3 R3_001958.LAB	3/12/2020	13:11	12.64	3.41	0.08	1.31	0.00	-1.75	150.20	0.99	
INLET #3 R3_001959.LAB	3/12/2020	13:12	12.70	3.14	0.08	1.32	0.00	-1.90	150.18	0.99	
INLET #3 R3_001960.LAB	3/12/2020	13:13	12.75	3.34	0.08	1.32	0.00	-1.86	150.18	0.99	
INLET #3 R3_001961.LAB	3/12/2020	13:14	13.02	3.39	0.08	1.32	0.00	-2.04	150.17	0.99	
INLET #3 R3_001962.LAB	3/12/2020	13:15	12.91	3.36	0.08	1.32	0.00	-1.80	150.18	0.99	
INLET #3 R3_001963.LAB	3/12/2020	13:16	13.13	3.28	0.08	1.31	0.00	-1.94	150.19	0.99	
INLET #3 R3_001964.LAB	3/12/2020	13:17	13.32	3.28	0.08	1.30	0.00	-1.81	150.19	0.99	
INLET #3 R3_001965.LAB	3/12/2020	13:18	13.36	3.18	0.08	1.32	0.00	-2.09	150.19	0.99	
INLET #3 R3_001966.LAB	3/12/2020	13:19	13.37	3.40	0.08	1.31	0.00	-1.82	150.19	0.99	
INLET #3 R3_001967.LAB	3/12/2020	13:20	13.23	3.27	0.08	1.30	0.00	-1.71	150.21	0.99	
INLET #3 R3_001968.LAB	3/12/2020	13:21	13.28	3.17	0.08	1.29	0.00	-1.45	150.20	0.99	
INLET #3 R3_001969.LAB	3/12/2020	13:22	13.41	3.25	0.08	1.29	0.00	-1.58	150.19	0.99	
INLET #3 R3_001970.LAB	3/12/2020	13:23	13.23	3.24	0.08	1.29	0.00	-1.50	150.19	0.99	
INLET #3 R3_001971.LAB	3/12/2020	13:24	13.11	3.53	0.08	1.29	0.00	-1.35	150.19	0.99	
INLET #3 R3_001972.LAB	3/12/2020	13:25	13.02	3.45	0.08	1.30	0.00	-1.60	150.18	0.99	
INLET #3 R3_001973.LAB	3/12/2020	13:26	12.80	3.37	0.08	1.29	0.00	-1.56	150.18	0.99	
INLET #3 R3_001974.LAB	3/12/2020	13:27	12.86	3.32	0.08	1.30	0.00	-1.49	150.18	0.99	
INLET #3 R3_001975.LAB	3/12/2020	13:28	12.82	3.49	0.08	1.29	0.00	-1.56	150.19	0.99	
INLET #3 R3_001976.LAB	3/12/2020	13:29	12.85	3.36	0.08	1.29	0.00	-1.43	150.19	0.99	
INLET #3 R3_001977.LAB	3/12/2020	13:30	12.69	3.33	0.08	1.29	0.00	-1.48	150.19	0.99	
INLET #3 R3_001978.LAB	3/12/2020	13:31	12.59	3.38	0.08	1.29	0.00	-1.55	150.20	0.99	
INLET #3 R3_001979.LAB	3/12/2020	13:32	12.37	3.46	0.08	1.29	0.00	-1.88	150.19	0.99	
INLET #3 R3_001980.LAB	3/12/2020	13:33	12.37	3.52	0.08	1.29	0.00	-1.53	150.18	0.99	
INLET #3 R3_001981.LAB	3/12/2020	13:34	12.38	3.37	0.08	1.30	0.00	-1.79	150.18	0.99	
INLET #3 R3_001982.LAB	3/12/2020	13:35	12.37	3.61	0.08	1.30	0.00	-1.69	150.19	0.99	
INLET #3 R3_001983.LAB	3/12/2020	13:36	12.54	3.50	0.08	1.31	0.00	-2.04	150.19	0.99	
INLET #3 R3_001984.LAB	3/12/2020	13:37	12.48	3.30	0.08	1.31	0.00	-1.96	150.18	0.99	
INLET #3 R3_001985.LAB	3/12/2020	13:38	12.19	3.38	0.08	1.31	0.00	-2.02	150.18	0.99	
INLET #3 R3_001986.LAB	3/12/2020	13:39	12.12	3.32	0.08	1.31	0.00	-1.86	150.18	0.99	
INLET #3 R3_001987.LAB	3/12/2020	13:40	12.38	3.30	0.08	1.31	0.00	-1.69	150.17	0.99	
INLET #3 R3_001988.LAB	3/12/2020	13:41	12.65	3.52	0.08	1.31	0.00	-2.15	150.20	0.99	
INLET #3 R3_001989.LAB	3/12/2020	13:42	12.45	3.57	0.08	1.31	0.00	-2.42	150.18	0.99	
INLET #3 R3_001990.LAB	3/12/2020	13:43	12.52	3.51	0.08	1.31	0.00	-2.43	150.18	0.99	
INLET #3 R3_001991.LAB	3/12/2020	13:44	12.61	3.31	0.08	1.30	0.00	-2.43	150.19	0.99	
INLET #3 R3_001992.LAB	3/12/2020	13:45	12.79	3.40	0.08	1.30	0.00	-2.46	150.19	0.99	

Spectrum	Date	Time	Ethylene o>	METHANE I	CO2% 1S0C	H2O% 150C	SULFUR HE:	ETHYLENE 1	Temp (C)	Pressure (A	Comments
INLET #3 R3_001993.LAB	3/12/2020	13:46	12.95	3.36	0.08	1.28	0.00	-2.21	150.20	0.99	
INLET #3 R3_001994.LAB	3/12/2020	13:47	13.15	3.26	0.08	1.28	0.00	-2.06	150.18	0.99	
INLET #3 R3_001995.LAB	3/12/2020	13:48	13.30	3.40	0.08	1.29	0.00	-2.13	150.19	0.99	
INLET #3 R3_001996.LAB	3/12/2020	13:49	13.03	3.03	0.08	1.28	0.00	-1.97	150.18	0.99	
INLET #3 R3_001997.LAB	3/12/2020	13:50	13.14	3.18	0.08	1.29	0.00	-1.94	150.21	0.99	
INLET #3 R3_001998.LAB	3/12/2020	13:51	13.00	3.39	0.08	1.29	0.00	-1.84	150.20	0.99	
INLET #3 R3_001999.LAB	3/12/2020	13:52	13.14	3.33	0.08	1.29	0.00	-1.95	150.21	0.99	
INLET #3 R3_002000.LAB	3/12/2020	13:53	12.92	3.35	0.08	1.29	0.00	-1.84	150.21	0.99	
INLET #3 R3_002001.LAB	3/12/2020	13:54	12.93	3.41	0.08	1.29	0.00	-1.69	150.19	0.99	
INLET #3 R3_002002.LAB	3/12/2020	13:55	13.15	3.25	0.08	1.30	0.00	-1.70	150.20	0.99	
INLET #3 R3_002003.LAB	3/12/2020	13:56	13.12	3.38	0.08	1.30	0.00	-1.83	150.20	0.99	
INLET #3 R3_002004.LAB	3/12/2020	13:57	13.30	3.42	0.08	1.30	0.00	-2.03	150.19	0.99	
INLET #3 R3_002005.LAB	3/12/2020	13:58	13.55	3.52	0.08	1.31	0.00	-1.85	150.18	0.99	
INLET #3 R3_002006.LAB	3/12/2020	13:59	13.93	3.27	0.08	1.31	0.00	-1.93	150.19	0.99	
INLET #3 R3_002007.LAB	3/12/2020	14:00	14.38	3.42	0.09	1.32	0.00	-2.07	150.19	0.99	
INLET #3 R3_002008.LAB	3/12/2020	14:01	14.50	3.38	0.09	1.31	0.00	-2.00	150.19	0.99	
INLET #3 R3_002009.LAB	3/12/2020	14:02	15.20	3.25	0.09	1.31	0.00	-2.18	150.20	0.99	
INLET #3 R3_002010.LAB	3/12/2020	14:03	15.82	3.56	0.09	1.31	0.00	-2.01	150.18	0.99	
INLET #3 R3_002011.LAB	3/12/2020	14:04	15.94	3.44	0.09	1.30	0.00	-1.71	150.19	0.99	
INLET #3 R3_002012.LAB	3/12/2020	14:05	16.46	3.53	0.09	1.31	0.00	-1.74	150.17	0.99	
INLET #3 R3_002013.LAB	3/12/2020	14:06	17.00	3.31	0.09	1.32	0.00	-1.84	150.17	0.99	
INLET #3 R3_002014.LAB	3/12/2020	14:07	17.44	3.54	0.09	1.31	0.00	-1.78	150.19	0.99	
INLET #3 R3_002015.LAB	3/12/2020	14:08	17.96	3.33	0.09	1.31	0.00	-1.93	150.18	0.99	
INLET #3 R3_002016.LAB	3/12/2020	14:09	18.90	3.39	0.09	1.32	0.00	-1.66	150.19	0.99	
INLET #3 R3_002017.LAB	3/12/2020	14:10	19.12	3.41	0.09	1.32	0.00	-1.74	150.18	0.99	
INLET #3 R3_002018.LAB	3/12/2020	14:11	19.59	3.31	0.09	1.32	0.00	-1.59	150.19	0.99	
INLET #3 R3_002019.LAB	3/12/2020	14:12	20.43	3.44	0.09	1.32	0.00	-1.59	150.18	0.99	
INLET #3 R3_002020.LAB	3/12/2020	14:13	21.62	3.36	0.09	1.31	0.00	-1.51	150.19	0.99	
INLET #3 R3_002021.LAB	3/12/2020	14:14	23.45	3.36	0.09	1.32	0.00	-1.32	150.19	0.99	
INLET #3 R3_002022.LAB	3/12/2020	14:15	24.75	3.54	0.10	1.32	0.00	-1.42	150.18	0.99	
INLET #3 R3_002023.LAB	3/12/2020	14:16	26.06	3.29	0.10	1.33	0.00	-1.29	150.18	0.99	
INLET #3 R3_002024.LAB	3/12/2020	14:17	27.75	3.58	0.10	1.34	0.00	-1.42	150.19	0.99	
INLET #3 R3_002025.LAB	3/12/2020	14:18	28.96	3.50	0.10	1.34	0.00	-1.52	150.20	0.99	
INLET #3 R3_002026.LAB	3/12/2020	14:19	31.31	3.35	0.10	1.35	0.00	-1.63	150.20	0.99	
INLET #3 R3_002027.LAB	3/12/2020	14:20	32.82	3.31	0.10	1.35	0.00	-1.63	150.19	0.99	
INLET #3 R3_002028.LAB	3/12/2020	14:21	34.36	3.55	0.10	1.36	0.00	-1.88	150.17	0.99	
INLET #3 R3_002029.LAB	3/12/2020	14:22	35.69	3.56	0.10	1.36	0.00	-2.13	150.18	0.99	
INLET #3 R3_002030.LAB	3/12/2020	14:23	36.25	3.53	0.10	1.35	0.00	-2.01	150.17	0.99	
INLET #3 R3_002031.LAB	3/12/2020	14:24	37.20	3.44	0.10	1.36	0.00	-2.40	150.18	0.99	
INLET #3 R3_002032.LAB	3/12/2020	14:25	37.77	3.77	0.09	1.35	0.00	-2.35	150.18	0.99	
INLET #3 R3_002033.LAB	3/12/2020	14:26	37.82	3.54	0.09	1.34	0.00	-2.10	150.18	0.99	
INLET #3 R3_002034.LAB	3/12/2020	14:27	37.58	3.49	0.09	1.35	0.00	-2.11	150.18	0.99	
INLET #3 R3_002035.LAB	3/12/2020	14:28	37.17	3.53	0.09	1.35	0.00	-2.17	150.18	0.99	
INLET #3 R3_002036.LAB	3/12/2020	14:29	37.66	3.43	0.09	1.34	0.00	-2.12	150.18	0.99	
INLET #3 R3_002037.LAB	3/12/2020	14:30	37.71	3.01	0.09	1.36	0.00	-2.19	150.18	0.99	
INLET #3 R3_002038.LAB	3/12/2020	14:31	36.72	3.40	0.09	1.37	0.00	-1.85	150.19	0.99	
INLET #3 R3_002039.LAB	3/12/2020	14:32	35.98	3.39	0.09	1.35	0.00	-1.95	150.18	0.99	
INLET #3 R3_002040.LAB	3/12/2020	14:33	35.87	3.35	0.09	1.34	0.00	-1.77	150.21	0.99	
INLET #3 R3_002041.LAB	3/12/2020	14:34	35.93	3.24	0.09	1.36	0.00	-1.94	150.18	0.99	
INLET #3 R3_002042.LAB	3/12/2020	14:35	35.82	3.47	0.09	1.36	0.00	-1.89	150.18	0.99	
INLET #3 R3_002043.LAB	3/12/2020	14:36	35.53	3.30	0.09	1.36	0.00	-2.07	150.18	0.99	
INLET #3 R3_002044.LAB	3/12/2020	14:37	35.08	3.37	0.09	1.36	0.00	-2.12	150.18	0.99	
INLET #3 R3_002045.LAB	3/12/2020	14:38	34.37	3.39	0.09	1.35	0.00	-1.99	150.19	0.99	
INLET #3 R3_002046.LAB	3/12/2020	14:39	34.22	3.21	0.09	1.36	0.00	-2.08	150.17	0.99	
INLET #3 R3_002047.LAB	3/12/2020	14:40	34.14	3.51	0.09	1.36	0.00	-2.05	150.18	0.99	
INLET #3 R3_002048.LAB	3/12/2020	14:41	33.74	3.43	0.08	1.36	0.00	-2.42	150.19	0.99	
INLET #3 R3_002049.LAB	3/12/2020	14:42	32.84	3.17	0.08	1.35	0.00	-2.28	150.19	0.99	
INLET #3 R3_002050.LAB	3/12/2020	14:43	32.03	3.26	0.08	1.35	0.00	-2.32	150.18	0.99	
INLET #3 R3_002051.LAB	3/12/2020	14:44	32.01	3.24	0.08	1.36	0.00	-2.22	150.18	0.99	
INLET #3 R3_002052.LAB	3/12/2020	14:45	32.12	3.55	0.08	1.35	0.00	-2.43	150.19	0.99	
INLET #3 R3_002053.LAB	3/12/2020	14:46	31.58	3.52	0.08	1.34	0.00	-2.56	150.17	0.99	
INLET #3 R3_002054.LAB	3/12/2020	14:47	31.79	3.35	0.08	1.34	0.00	-2.44	150.18	0.99	
INLET #3 R3_002055.LAB	3/12/2020	14:48	30.84	3.32	0.08	1.34	0.00	-2.22	150.17	0.99	
INLET #3 R3_002056.LAB	3/12/2020	14:49	30.53	3.16	0.08	1.34	0.00	-2.40	150.20	0.99	
INLET #3 R3_002057.LAB	3/12/2020	14:50	30.23	3.46	0.08	1.33	0.00	-2.10	150.19	0.99	
INLET #3 R3_002058.LAB	3/12/2020	14:51	29.92	3.18	0.08	1.34	0.00	-2.01	150.18	0.99	
INLET #3 R3_002059.LAB	3/12/2020	14:52	30.26	3.23	0.08	1.34	0.00	-2.26	150.19	0.99	
INLET #3 R3_002060.LAB	3/12/2020	14:53	30.91	3.34	0.08	1.34	0.00	-2.34	150.19	0.99	
INLET #3 R3_002061.LAB	3/12/2020	14:54	31.10	3.36	0.08	1.34	0.00	-2.50	150.17	0.99	
INLET #3 R3_002062.LAB	3/12/2020	14:55	31.95	3.51	0.08	1.34	0.00	-2.47	150.18	0.99	
INLET #3 R3_002063.LAB	3/12/2020	14:56	32.96	3.36	0.09	1.34	0.00	-2.38	150.19	0.99	
INLET #3 R3_002064.LAB	3/12/2020	14:57	32.85	3.60	0.09	1.35	0.00	-2.49	150.19	0.99	
INLET #3 R3_002065.LAB	3/12/2020	14:58	33.93	3.33	0.09	1.35	0.00	-2.61	150.19	0.99	
INLET #3 R3_002066.LAB	3/12/2020	14:59	34.82	3.54	0.09	1.35	0.00	-2.76	150.18	0.99	
INLET #3 R3_002067.LAB	3/12/2020	15:00	35.23	3.17	0.09	1.35	0.00	-3.02	150.18	0.99	
INLET #3 R3_002068.LAB	3/12/2020	15:01	35.95	3.34	0.09	1.35	0.00	-2.81	150.18	0.99	

Spectrum	Date	Time	Ethylene o›	METHANE I	CO2% 150C	H2O% 1S0C	SULFUR HE:	ETHYLENE 1	Temp (C)	Pressure (A	Comments
INLET #3 R3_002069.LAB	3/12/2020	15:02	35.99	3.70	0.09	1.34	0.00	-2.87	150.18	0.99	
INLET #3 R3_002070.LAB	3/12/2020	15:03	36.28	3.48	0.09	1.34	0.00	-2.85	150.17	0.99	
INLET #3 R3_002071.LAB	3/12/2020	15:04	37.33	3.49	0.09	1.35	0.00	-2.93	150.18	0.99	
INLET #3 R3_002072.LAB	3/12/2020	15:05	37.22	3.32	0.09	1.34	0.00	-2.86	150.19	0.99	
INLET #3 R3_002073.LAB	3/12/2020	15:06	36.85	3.39	0.09	1.34	0.00	-2.64	150.17	0.99	
INLET #3 R3_002074.LAB	3/12/2020	15:07	37.32	3.33	0.09	1.34	0.00	-2.49	150.18	0.99	
INLET #3 R3_002075.LAB	3/12/2020	15:08	38.36	3.37	0.09	1.35	0.00	-2.55	150.18	0.99	
INLET #3 R3_002076.LAB	3/12/2020	15:09	38.90	3.52	0.09	1.35	0.00	-2.78	150.18	0.99	
INLET #3 R3_002077.LAB	3/12/2020	15:10	39.48	3.35	0.09	1.34	0.00	-2.83	150.20	0.99	
INLET #3 R3_002078.LAB	3/12/2020	15:11	40.98	3.61	0.10	1.35	0.00	-2.68	150.19	0.99	
INLET #3 R3_002079.LAB	3/12/2020	15:12	40.01	3.73	0.10	1.35	0.00	-2.59	150.19	0.99	
INLET #3 R3_002080.LAB	3/12/2020	15:13	40.10	3.38	0.10	1.35	0.00	-2.78	150.18	0.99	
INLET #3 R3_002081.LAB	3/12/2020	15:14	39.75	3.65	0.10	1.35	0.00	-2.74	150.17	0.99	
INLET #3 R3_002082.LAB	3/12/2020	15:15	39.48	3.61	0.10	1.34	0.00	-2.82	150.18	0.99	
INLET #3 R3_002083.LAB	3/12/2020	15:16	38.40	3.44	0.10	1.34	0.00	-2.59	150.18	0.99	
INLET #3 R3_002084.LAB	3/12/2020	15:17	38.49	3.55	0.10	1.34	0.00	-2.55	150.18	0.99	
INLET #3 R3_002085.LAB	3/12/2020	15:18	38.65	3.64	0.10	1.33	0.00	-2.62	150.19	0.99	
INLET #3 R3_002086.LAB	3/12/2020	15:19	38.29	3.65	0.10	1.33	0.00	-2.64	150.18	0.99	
INLET #3 R3_002087.LAB	3/12/2020	15:20	37.40	3.68	0.10	1.33	0.00	-2.67	150.19	0.99	
INLET #3 R3_002088.LAB	3/12/2020	15:21	36.10	3.33	0.10	1.33	0.00	-2.53	150.19	0.99	
INLET #3 R3_002089.LAB	3/12/2020	15:22	35.45	3.40	0.10	1.32	0.00	-2.44	150.18	0.99	
INLET #3 R3_002090.LAB	3/12/2020	15:23	35.90	3.50	0.10	1.32	0.00	-2.63	150.18	0.99	
INLET #3 R3_002091.LAB	3/12/2020	15:24	35.89	3.59	0.10	1.33	0.00	-2.42	150.18	0.99	
INLET #3 R3_002092.LAB	3/12/2020	15:25	36.48	3.62	0.10	1.34	0.00	-2.70	150.19	0.99	
INLET #3 R3_002093.LAB	3/12/2020	15:26	36.56	3.49	0.09	1.34	0.00	-2.97	150.17	0.99	
INLET #3 R3_002094.LAB	3/12/2020	15:27	35.82	3.60	0.09	1.33	0.00	-3.10	150.18	0.99	
INLET #3 R3_002095.LAB	3/12/2020	15:28	35.63	3.45	0.09	1.33	0.00	-2.67	150.18	0.99	
INLET #3 R3_002096.LAB	3/12/2020	15:29	35.59	3.37	0.09	1.34	0.00	-2.58	150.20	0.99	
INLET #3 R3_002097.LAB	3/12/2020	15:30	34.79	3.47	0.09	1.34	0.00	-2.56	150.18	0.99	
INLET #3 R3_002098.LAB	3/12/2020	15:31	33.57	3.23	0.09	1.34	0.00	-2.74	150.18	0.99	
INLET #3 R3_002099.LAB	3/12/2020	15:32	33.82	3.61	0.09	1.34	0.00	-2.85	150.17	0.99	
INLET #3 R3_002100.LAB	3/12/2020	15:33	33.51	3.30	0.09	1.34	0.00	-2.70	150.19	0.99	
INLET #3 R3_002101.LAB	3/12/2020	15:34	33.82	3.24	0.09	1.35	0.00	-2.93	150.20	0.99	
INLET #3 R3_002102.LAB	3/12/2020	15:35	33.58	3.39	0.09	1.34	0.00	-2.87	150.18	0.99	
INLET #3 R3_002103.LAB	3/12/2020	15:36	33.47	3.35	0.09	1.34	0.00	-2.88	150.20	0.99	
INLET #3 R3_002104.LAB	3/12/2020	15:37	33.43	3.66	0.09	1.34	0.00	-3.08	150.19	0.99	
INLET #3 R3_002105.LAB	3/12/2020	15:38	32.81	3.47	0.08	1.34	0.00	-3.19	150.18	0.99	
INLET #3 R3_002106.LAB	3/12/2020	15:39	32.64	3.18	0.08	1.34	0.00	-3.25	150.19	0.99	
INLET #3 R3_002107.LAB	3/12/2020	15:40	32.44	3.22	0.08	1.34	0.00	-3.18	150.19	0.99	
INLET #3 R3_002108.LAB	3/12/2020	15:41	32.10	3.45	0.09	1.34	0.00	-3.26	150.19	0.99	
INLET #3 R3_002109.LAB	3/12/2020	15:42	31.84	3.52	0.09	1.35	0.00	-3.20	150.20	0.99	
INLET #3 R3_002110.LAB	3/12/2020	15:43	32.33	3.37	0.09	1.35	0.00	-3.11	150.20	0.99	
INLET #3 R3_002111.LAB	3/12/2020	15:44	32.74	3.49	0.09	1.36	0.00	-3.13	150.19	0.99	
INLET #3 R3_002112.LAB	3/12/2020	15:45	33.39	3.54	0.09	1.35	0.00	-3.08	150.19	0.99	
INLET #3 R3_002113.LAB	3/12/2020	15:46	34.36	3.43	0.09	1.36	0.00	-2.93	150.19	0.99	
INLET #3 R3_002114.LAB	3/12/2020	15:47	34.42	3.60	0.09	1.36	0.00	-3.03	150.18	0.99	
INLET #3 R3_002115.LAB	3/12/2020	15:48	34.77	3.30	0.09	1.36	0.00	-3.37	150.20	0.99	
INLET #3 R3_002116.LAB	3/12/2020	15:49	35.14	3.53	0.09	1.36	0.00	-3.21	150.20	0.99	
INLET #3 R3_002117.LAB	3/12/2020	15:50	35.71	3.50	0.09	1.37	0.00	-3.35	150.18	0.99	
INLET #3 R3_002118.LAB	3/12/2020	15:51	36.63	3.77	0.09	1.36	0.00	-3.85	150.19	0.99	
INLET #3 R3_002119.LAB	3/12/2020	15:52	36.87	3.56	0.09	1.37	0.00	-3.84	150.18	0.99	
INLET #3 R3_002120.LAB	3/12/2020	15:53	36.69	3.44	0.09	1.36	0.00	-4.00	150.18	0.99	
INLET #3 R3_002121.LAB	3/12/2020	15:54	37.02	3.25	0.09	1.36	0.00	-3.94	150.20	0.99	
INLET #3 R3_002122.LAB	3/12/2020	15:55	36.96	3.34	0.09	1.35	0.00	-3.94	150.19	0.99	
INLET #3 R3_002123.LAB	3/12/2020	15:56	36.61	3.34	0.09	1.36	0.00	-3.77	150.18	0.99	
INLET #3 R3_002124.LAB	3/12/2020	15:57	36.33	3.58	0.09	1.36	0.00	-3.87	150.18	0.99	
INLET #3 R3_002125.LAB	3/12/2020	15:58	36.24	3.54	0.09	1.36	0.00	-3.82	150.20	0.99	
INLET #3 R3_002126.LAB	3/12/2020	15:59	35.90	3.48	0.09	1.36	0.00	-3.59	150.19	0.99	
INLET #3 R3_002127.LAB	3/12/2020	16:00	35.67	3.58	0.09	1.36	0.00	-3.88	150.17	0.99	
INLET #3 R3_002128.LAB	3/12/2020	16:01	35.73	3.34	0.08	1.37	0.00	-4.18	150.19	0.99	
INLET #3 R3_002129.LAB	3/12/2020	16:02	35.20	3.51	0.09	1.36	0.00	-4.29	150.19	0.99	
INLET #3 R3_002130.LAB	3/12/2020	16:03	34.86	3.42	0.08	1.36	0.00	-4.27	150.18	0.99	
INLET #3 R3_002131.LAB	3/12/2020	16:04	34.93	3.42	0.08	1.36	0.00	-3.92	150.18	0.99	
INLET #3 R3_002132.LAB	3/12/2020	16:05	34.62	3.48	0.08	1.37	0.00	-3.87	150.19	0.99	
INLET #3 R3_002133.LAB	3/12/2020	16:06	34.37	3.33	0.08	1.37	0.00	-3.79	150.18	0.99	
INLET #3 R3_002134.LAB	3/12/2020	16:07	34.22	3.34	0.08	1.38	0.00	-3.93	150.17	0.99	
INLET #3 R3_002135.LAB	3/12/2020	16:08	33.76	3.53	0.08	1.38	0.00	-4.27	150.17	0.99	
INLET #3 R3_002136.LAB	3/12/2020	16:09	33.44	3.31	0.08	1.38	0.00	-4.46	150.19	0.99	
INLET #3 R3_002137.LAB	3/12/2020	16:10	33.95	3.54	0.08	1.38	0.00	-4.70	150.19	0.99	
INLET #3 R3_002138.LAB	3/12/2020	16:11	33.62	3.67	0.08	1.38	0.00	-5.03	150.18	0.99	
INLET #3 R3_002139.LAB	3/12/2020	16:12	33.31	3.30	0.08	1.37	0.00	-5.05	150.18	0.99	
INLET #3 R3_002140.LAB	3/12/2020	16:13	33.06	3.41	0.08	1.37	0.00	-5.09	150.19	0.99	
INLET #3 R3_002141.LAB	3/12/2020	16:14	32.59	3.33	0.08	1.37	0.00	-4.97	150.18	0.99	
INLET #3 R3_002142.LAB	3/12/2020	16:15	33.02	3.25	0.08	1.37	0.00	-5.30	150.20	0.99	
INLET #3 R3_002143.LAB	3/12/2020	16:16	32.71	3.31	0.08	1.37	0.00	-5.40	150.19	0.99	
INLET #3 R3_002144.LAB	3/12/2020	16:17	32.65	3.35	0.08	1.37	0.00	-5.49	150.18	0.99	

Spectrum	Date	Time	Ethylene o›	METHANE I	CO2% 1S0C	H2O% 1S0C	SULFUR HE:	ETHYLENE 1	Temp (C)	Pressure (A	Comments
INLET #3 R3_002145.LAB	3/12/2020	16:18	32.23	3.33	0.08	1.37	0.00	-5.47	150.20	0.99	
INLET #3 R3_002146.LAB	3/12/2020	16:19	32.21	3.63	0.08	1.37	0.00	-5.39	150.19	0.99	
INLET #3 R3_002147.LAB	3/12/2020	16:20	32.14	3.44	0.08	1.37	0.00	-5.03	150.18	0.99	
INLET #3 R3_002148.LAB	3/12/2020	16:21	31.64	3.46	0.08	1.37	0.00	-4.70	150.18	0.99	
INLET #3 R3_002149.LAB	3/12/2020	16:22	31.65	3.39	0.08	1.37	0.00	-4.64	150.19	0.99	
INLET #3 R3_002150.LAB	3/12/2020	16:23	31.17	3.33	0.08	1.37	0.00	-4.54	150.20	0.99	
INLET #3 R3_002151.LAB	3/12/2020	16:24	31.06	3.29	0.08	1.38	0.00	-4.48	150.21	0.99	
INLET #3 R3_002152.LAB	3/12/2020	16:25	30.33	3.24	0.08	1.37	0.00	-4.49	150.20	0.99	
INLET #3 R3_002153.LAB	3/12/2020	16:26	30.62	3.45	0.08	1.37	0.00	-4.48	150.20	0.99	
INLET #3 R3_002154.LAB	3/12/2020	16:27	30.52	3.59	0.08	1.38	0.00	-4.39	150.18	0.99	
INLET #3 R3_002155.LAB	3/12/2020	16:28	30.54	3.43	0.08	1.37	0.00	-4.61	150.20	0.99	
INLET #3 R3_002156.LAB	3/12/2020	16:29	30.17	3.45	0.08	1.37	0.00	-4.40	150.20	0.99	
INLET #3 R3_002157.LAB	3/12/2020	16:30	29.87	3.44	0.08	1.37	0.00	-4.30	150.19	0.99	
INLET #3 R3_002158.LAB	3/12/2020	16:31	29.82	3.28	0.08	1.37	0.00	-4.41	150.18	0.99	
INLET #3 R3_002159.LAB	3/12/2020	16:32	29.91	3.48	0.08	1.37	0.00	-4.32	150.19	0.99	
INLET #3 R3_002160.LAB	3/12/2020	16:33	30.30	3.40	0.08	1.37	0.00	-3.97	150.18	0.99	
INLET #3 R3_002161.LAB	3/12/2020	16:34	30.23	3.61	0.08	1.37	0.00	-4.22	150.18	0.99	
INLET #3 R3_002162.LAB	3/12/2020	16:35	30.91	3.48	0.08	1.37	0.00	-3.95	150.17	0.99	
INLET #3 R3_002163.LAB	3/12/2020	16:36	29.97	3.49	0.08	1.37	0.00	-3.68	150.19	0.99	
INLET #3 R3_002164.LAB	3/12/2020	16:37	30.02	3.36	0.08	1.37	0.00	-3.31	150.19	0.99	
INLET #3 R3_002165.LAB	3/12/2020	16:38	31.64	3.36	0.08	1.38	0.00	-3.32	150.21	0.99	
INLET #3 R3_002166.LAB	3/12/2020	16:39	33.57	3.61	0.09	1.38	0.00	-3.15	150.20	0.99	
INLET #3 R3_002167.LAB	3/12/2020	16:40	32.91	3.59	0.09	1.38	0.00	-3.06	150.22	0.99	
INLET #3 R3_002168.LAB	3/12/2020	16:41	32.25	3.44	0.09	1.38	0.00	-2.77	150.22	0.99	
INLET #3 R3_002169.LAB	3/12/2020	16:42	32.36	3.41	0.09	1.38	0.00	-2.72	150.20	0.99	
INLET #3 R3_002170.LAB	3/12/2020	16:43	34.20	3.52	0.09	1.39	0.00	-2.54	150.21	0.99	
INLET #3 R3_002171.LAB	3/12/2020	16:44	36.70	3.59	0.09	1.39	0.00	-2.43	150.20	0.99	
INLET #3 R3_002172.LAB	3/12/2020	16:45	38.17	3.65	0.09	1.40	0.00	-2.50	150.22	0.99	
INLET #3 R3_002173.LAB	3/12/2020	16:46	37.24	3.52	0.09	1.41	0.00	-2.37	150.22	0.99	
INLET #3 R3_002174.LAB	3/12/2020	16:47	38.07	3.75	0.09	1.42	0.00	-2.35	150.21	0.99	
INLET #3 R3_002175.LAB	3/12/2020	16:48	38.72	3.37	0.09	1.41	0.00	-2.31	150.21	0.99	
INLET #3 R3_002176.LAB	3/12/2020	16:49	39.11	3.29	0.09	1.42	0.00	-2.22	150.21	0.99	
INLET #3 R3_002177.LAB	3/12/2020	16:50	40.11	3.36	0.09	1.41	0.00	-2.28	150.20	0.99	
INLET #3 R3_002178.LAB	3/12/2020	16:51	41.29	3.20	0.09	1.41	0.00	-2.04	150.18	0.99	
INLET #3 R3_002179.LAB	3/12/2020	16:52	39.89	3.23	0.08	1.41	0.00	-2.02	150.19	0.99	
INLET #3 R3_002180.LAB	3/12/2020	16:53	39.79	3.55	0.08	1.42	0.00	-1.91	150.19	0.99	
INLET #3 R3_002181.LAB	3/12/2020	16:54	39.48	3.31	0.08	1.42	0.00	-2.12	150.20	0.99	
INLET #3 R3_002182.LAB	3/12/2020	16:55	40.07	3.33	0.08	1.42	0.00	-2.12	150.20	0.99	
INLET #3 R3_002183.LAB	3/12/2020	16:56	40.17	3.43	0.08	1.42	0.00	-2.23	150.20	0.99	
INLET #3 R3_002184.LAB	3/12/2020	16:57	40.80	3.32	0.08	1.42	0.00	-2.43	150.20	0.99	
INLET #3 R3_002185.LAB	3/12/2020	16:58	40.70	3.08	0.08	1.41	0.00	-2.35	150.21	0.99	
INLET #3 R3_002186.LAB	3/12/2020	16:59	39.61	3.30	0.08	1.42	0.00	-2.32	150.19	0.99	
INLET #3 R3_002187.LAB	3/12/2020	17:00	40.10	3.25	0.08	1.42	0.00	-2.32	150.19	0.99	
INLET #3 R3_002188.LAB	3/12/2020	17:01	39.65	3.47	0.08	1.41	0.00	-2.49	150.21	0.99	
INLET #3 R3_002189.LAB	3/12/2020	17:02	39.84	3.24	0.08	1.41	0.00	-2.39	150.21	0.99	
INLET #3 R3_002190.LAB	3/12/2020	17:03	40.23	3.26	0.08	1.41	0.00	-2.74	150.21	0.99	
INLET #3 R3_002191.LAB	3/12/2020	17:04	40.01	3.45	0.08	1.41	0.00	-2.74	150.20	0.99	
INLET #3 R3_002192.LAB	3/12/2020	17:05	38.86	3.21	0.08	1.41	0.00	-2.95	150.22	0.99	
INLET #3 R3_002193.LAB	3/12/2020	17:06	38.62	3.14	0.08	1.41	0.00	-2.92	150.19	0.99	
INLET #3 R3_002194.LAB	3/12/2020	17:07	38.35	3.54	0.08	1.41	0.00	-2.76	150.22	0.99	
INLET #3 R3_002195.LAB	3/12/2020	17:08	37.89	3.43	0.08	1.41	0.00	-2.76	150.23	0.99	
INLET #3 R3_002196.LAB	3/12/2020	17:09	38.13	3.04	0.08	1.41	0.00	-2.76	150.22	0.99	
INLET #3 R3_002197.LAB	3/12/2020	17:10	38.64	3.17	0.08	1.42	0.00	-2.88	150.19	0.99	
INLET #3 R3_002198.LAB	3/12/2020	17:11	37.49	3.32	0.08	1.42	0.00	-2.85	150.19	0.99	
INLET #3 R3_002199.LAB	3/12/2020	17:12	36.88	3.41	0.08	1.42	0.00	-2.96	150.22	0.99	
INLET #3 R3_002200.LAB	3/12/2020	17:13	37.27	3.34	0.08	1.43	0.00	-3.20	150.21	0.99	
INLET #3 R3_002201.LAB	3/12/2020	17:14	37.43	3.25	0.08	1.43	0.00	-3.22	150.22	0.99	
INLET #3 R3_002202.LAB	3/12/2020	17:15	38.48	3.36	0.08	1.43	0.00	-3.52	150.20	0.99	
INLET #3 R3_002203.LAB	3/12/2020	17:16	38.81	3.29	0.08	1.43	0.00	-3.56	150.19	0.99	
INLET #3 R3_002204.LAB	3/12/2020	17:17	38.78	3.08	0.08	1.44	0.00	-3.45	150.19	0.99	
INLET #3 R3_002205.LAB	3/12/2020	17:18	39.49	3.20	0.08	1.45	0.00	-3.14	150.18	0.99	
INLET #3 R3_002206.LAB	3/12/2020	17:19	40.61	3.28	0.08	1.45	0.00	-3.14	150.21	0.99	
INLET #3 R3_002207.LAB	3/12/2020	17:20	41.17	3.34	0.09	1.46	0.00	-3.25	150.22	0.99	
INLET #3 R3_002208.LAB	3/12/2020	17:21	42.27	3.33	0.09	1.46	0.00	-3.36	150.19	0.99	
INLET #3 R3_002209.LAB	3/12/2020	17:22	43.38	3.30	0.09	1.47	0.00	-3.49	150.20	0.99	
INLET #3 R3_002210.LAB	3/12/2020	17:23	42.78	3.26	0.09	1.47	0.00	-3.72	150.18	0.99	
INLET #3 R3_002211.LAB	3/12/2020	17:24	43.18	3.45	0.09	1.47	0.00	-3.89	150.19	0.99	
INLET #3 R3_002212.LAB	3/12/2020	17:25	43.74	3.52	0.09	1.46	0.00	-3.46	150.18	0.99	
INLET #3 R3_002213.LAB	3/12/2020	17:26	43.58	3.45	0.09	1.46	0.00	-3.56	150.19	0.99	
INLET #3 R3_002214.LAB	3/12/2020	17:27	44.81	3.39	0.08	1.47	0.00	-3.33	150.19	0.99	
INLET #3 R3_002215.LAB	3/12/2020	17:28	45.12	3.65	0.08	1.47	0.00	-3.33	150.22	0.99	
INLET #3 R3_002216.LAB	3/12/2020	17:29	44.93	3.41	0.08	1.47	0.00	-3.36	150.20	0.99	
INLET #3 R3_002217.LAB	3/12/2020	17:30	43.13	3.41	0.08	1.47	0.00	-3.35	150.19	0.99	
INLET #3 R3_002218.LAB	3/12/2020	17:31	43.76	3.41	0.08	1.48	0.00	-3.41	150.18	0.99	
INLET #3 R3_002219.LAB	3/12/2020	17:32	43.61	3.47	0.08	1.48	0.00	-3.53	150.18	0.99	
INLET #3 R3_002220.LAB	3/12/2020	17:33	43.77	3.27	0.08	1.48	0.00	-3.23	150.18	0.99	

Spectrum	Date	Time	Ethylene o›	METHANE I	CO2% 150C	H2O% 150C	SULFUR HE:	ETHYLENE 1	Temp (C)	Pressure (A	Comments
INLET #3 R3_002221.LAB	3/12/2020	17:34	43.78	3.24	0.08	1.49	0.00	-3.67	150.18	0.99	
INLET #3 R3_002222.LAB	3/12/2020	17:35	43.90	3.48	0.08	1.49	0.00	-3.74	150.18	0.99	
INLET #3 R3_002223.LAB	3/12/2020	17:36	42.22	3.24	0.08	1.49	0.00	-3.86	150.18	0.99	
INLET #3 R3_002224.LAB	3/12/2020	17:37	41.78	3.45	0.08	1.48	0.00	-3.77	150.16	0.99	
INLET #3 R3_002225.LAB	3/12/2020	17:38	42.43	3.72	0.08	1.48	0.00	-3.69	150.18	0.99	
INLET #3 R3_002226.LAB	3/12/2020	17:39	42.52	3.11	0.08	1.48	0.00	-3.19	150.19	0.99	
INLET #3 R3_002227.LAB	3/12/2020	17:40	41.59	3.47	0.08	1.49	0.00	-3.24	150.18	0.99	
INLET #3 R3_002228.LAB	3/12/2020	17:41	40.78	3.19	0.08	1.49	0.00	-3.18	150.17	0.99	
INLET #3 R3_002229.LAB	3/12/2020	17:42	41.00	3.37	0.08	1.48	0.00	-3.30	150.18	0.99	
INLET #3 R3_002230.LAB	3/12/2020	17:43	41.00	3.35	0.08	1.50	0.00	-3.31	150.17	0.99	
INLET #3 R3_002231.LAB	3/12/2020	17:44	40.76	3.31	0.08	1.50	0.00	-3.33	150.17	0.99	
INLET #3 R3_002232.LAB	3/12/2020	17:45	40.15	3.24	0.08	1.49	0.00	-3.20	150.18	0.99	
INLET #3 R3_002233.LAB	3/12/2020	17:46	40.14	3.36	0.08	1.49	0.00	-3.08	150.18	0.99	
INLET #3 R3_002234.LAB	3/12/2020	17:47	40.08	3.22	0.08	1.50	0.00	-3.31	150.18	0.99	
INLET #3 R3_002235.LAB	3/12/2020	17:48	40.10	3.40	0.08	1.50	0.00	-3.12	150.19	0.99	
INLET #3 R3_002236.LAB	3/12/2020	17:49	39.35	3.25	0.08	1.50	0.00	-3.08	150.19	0.99	
INLET #3 R3_002237.LAB	3/12/2020	17:50	38.95	3.29	0.08	1.50	0.00	-2.98	150.20	0.99	
INLET #3 R3_002238.LAB	3/12/2020	17:51	38.57	3.71	0.08	1.49	0.00	-3.12	150.19	0.99	
INLET #3 R3_002239.LAB	3/12/2020	17:52	37.95	3.22	0.08	1.50	0.00	-3.03	150.18	0.99	
INLET #3 R3_002240.LAB	3/12/2020	17:53	38.95	3.22	0.08	1.50	0.00	-2.79	150.18	0.99	
INLET #3 R3_002241.LAB	3/12/2020	17:54	38.85	3.29	0.08	1.50	0.00	-2.73	150.17	0.99	
INLET #3 R3_002242.LAB	3/12/2020	17:55	36.51	3.12	0.08	1.50	0.00	-2.67	150.17	0.99	
INLET #3 R3_002243.LAB	3/12/2020	17:56	36.92	3.46	0.08	1.50	0.00	-2.57	150.17	0.99	
INLET #3 R3_002244.LAB	3/12/2020	17:57	38.76	3.17	0.08	1.51	0.00	-2.88	150.15	0.99	
INLET #3 R3_002245.LAB	3/12/2020	17:58	37.56	3.25	0.08	1.50	0.00	-2.75	150.04	0.99	
INLET #3 R3_002246.LAB	3/12/2020	17:59	36.63	3.38	0.08	1.50	0.00	-2.49	149.95	0.99	
INLET #3 R3_002247.LAB	3/12/2020	18:00	35.80	3.24	0.08	1.50	0.01	-2.58	149.98	0.99	
INLET #3 R3_002248.LAB	3/12/2020	18:01	34.84	3.56	0.08	1.50	0.00	-2.66	150.08	0.99	
INLET #3 R3_002249.LAB	3/12/2020	18:02	35.16	3.33	0.08	1.51	0.00	-2.35	150.15	0.99	
INLET #3 R3_002250.LAB	3/12/2020	18:03	35.41	3.21	0.08	1.52	0.00	-2.45	150.17	0.99	
INLET #3 R3_002251.LAB	3/12/2020	18:04	35.53	3.11	0.08	1.52	0.00	-2.56	150.18	0.99	
INLET #3 R3_002252.LAB	3/12/2020	18:05	36.52	2.99	0.08	1.52	0.00	-2.58	150.21	0.99	
INLET #3 R3_002253.LAB	3/12/2020	18:06	36.36	3.00	0.08	1.52	0.00	-2.70	150.20	0.99	
INLET #3 R3_002254.LAB	3/12/2020	18:07	35.61	3.19	0.08	1.52	0.00	-2.62	150.21	0.99	
INLET #3 R3_002255.LAB	3/12/2020	18:08	35.77	3.37	0.08	1.52	0.00	-2.39	150.21	0.99	
INLET #3 R3_002256.LAB	3/12/2020	18:09	35.09	3.25	0.08	1.54	0.00	-2.47	150.23	0.99	
INLET #3 R3_002257.LAB	3/12/2020	18:10	35.82	3.13	0.08	1.54	0.00	-2.51	150.23	0.99	
INLET #3 R3_002258.LAB	3/12/2020	18:11	35.98	3.18	0.08	1.53	0.00	-2.60	150.23	0.99	
INLET #3 R3_002259.LAB	3/12/2020	18:12	34.42	3.62	0.08	1.52	0.00	-2.54	150.25	0.99	
INLET #3 R3_002260.LAB	3/12/2020	18:13	35.13	3.16	0.08	1.53	0.00	-2.42	150.26	0.99	
INLET #3 R3_002261.LAB	3/12/2020	18:14	35.85	3.31	0.08	1.53	0.00	-2.41	150.23	0.99	
INLET #3 R3_002262.LAB	3/12/2020	18:15	36.65	3.39	0.08	1.54	0.00	-2.24	150.25	0.99	
INLET #3 R3_002263.LAB	3/12/2020	18:16	37.03	3.43	0.08	1.54	0.00	-2.29	150.25	0.99	
INLET #3 R3_002264.LAB	3/12/2020	18:17	37.58	3.50	0.08	1.54	0.00	-2.43	150.27	0.99	
INLET #3 R3_002265.LAB	3/12/2020	18:18	37.11	3.21	0.09	1.54	0.00	-2.31	150.23	0.99	
INLET #3 R3_002266.LAB	3/12/2020	18:19	37.67	3.30	0.09	1.54	0.00	-2.44	150.24	0.99	
INLET #3 R3_002267.LAB	3/12/2020	18:20	37.68	3.38	0.09	1.54	0.00	-2.17	150.25	0.99	
INLET #3 R3_002268.LAB	3/12/2020	18:21	38.53	3.19	0.09	1.54	0.00	-2.21	150.25	0.99	
INLET #3 R3_002269.LAB	3/12/2020	18:22	39.71	2.95	0.09	1.55	0.00	-2.39	150.24	0.99	
INLET #3 R3_002270.LAB	3/12/2020	18:23	37.92	3.22	0.09	1.55	0.00	-2.48	150.25	0.99	
INLET #3 R3_002271.LAB	3/12/2020	18:24	38.41	3.35	0.09	1.55	0.00	-2.32	150.23	0.99	
INLET #3 R3_002272.LAB	3/12/2020	18:25	38.81	3.09	0.09	1.56	0.00	-2.22	150.23	0.99	
INLET #3 R3_002273.LAB	3/12/2020	18:26	39.18	3.18	0.09	1.56	0.00	-2.18	150.21	0.99	
INLET #3 R3_002274.LAB	3/12/2020	18:27	40.23	3.13	0.09	1.56	0.00	-2.11	150.22	0.99	
INLET #3 R3_002275.LAB	3/12/2020	18:28	40.60	3.34	0.09	1.56	0.00	-2.19	150.21	0.99	
INLET #3 R3_002276.LAB	3/12/2020	18:29	41.51	3.04	0.09	1.56	0.00	-2.34	150.23	0.99	
INLET #3 R3_002277.LAB	3/12/2020	18:30	41.15	3.27	0.09	1.56	0.00	-2.06	150.21	0.99	
INLET #3 R3_002278.LAB	3/12/2020	18:31	42.06	3.26	0.09	1.56	0.00	-2.32	150.20	0.99	
INLET #3 R3_002279.LAB	3/12/2020	18:32	41.73	3.14	0.09	1.56	0.00	-2.13	150.20	0.99	
INLET #3 R3_002280.LAB	3/12/2020	18:33	42.26	3.20	0.09	1.56	0.00	-2.12	150.21	0.99	
INLET #3 R3_002281.LAB	3/12/2020	18:34	43.08	3.13	0.09	1.55	0.00	-2.13	150.22	0.99	
INLET #3 R3_002282.LAB	3/12/2020	18:35	42.38	3.25	0.09	1.56	0.00	-2.17	150.20	0.99	
INLET #3 R3_002283.LAB	3/12/2020	18:36	41.57	3.18	0.09	1.55	0.00	-1.85	150.20	0.99	
INLET #3 R3_002284.LAB	3/12/2020	18:37	42.03	2.99	0.09	1.56	0.00	-2.04	150.23	0.99	
INLET #3 R3_002285.LAB	3/12/2020	18:38	41.82	3.06	0.08	1.56	0.00	-2.03	150.22	0.99	
INLET #3 R3_002286.LAB	3/12/2020	18:39	42.56	3.02	0.09	1.56	0.00	-2.07	150.21	0.99	
INLET #3 R3_002287.LAB	3/12/2020	18:40	41.90	3.24	0.08	1.56	0.00	-2.19	150.21	0.99	
INLET #3 R3_002288.LAB	3/12/2020	18:41	43.08	2.90	0.08	1.56	0.00	-2.01	150.20	0.99	
INLET #3 R3_002289.LAB	3/12/2020	18:42	41.43	2.80	0.08	1.57	0.00	-1.88	150.20	0.99	
INLET #3 R3_002290.LAB	3/12/2020	18:43	41.52	3.06	0.08	1.56	0.00	-1.89	150.22	0.99	
INLET #3 R3_002291.LAB	3/12/2020	18:44	41.05	2.93	0.08	1.56	0.00	-2.11	150.21	0.99	
INLET #3 R3_002292.LAB	3/12/2020	18:45	40.68	2.88	0.08	1.57	0.00	-2.16	150.18	0.99	
INLET #3 R3_002293.LAB	3/12/2020	18:46	40.09	2.77	0.08	1.57	0.00	-1.95	150.23	0.99	
INLET #3 R3_002294.LAB	3/12/2020	18:47	41.03	2.67	0.08	1.57	0.00	-2.09	150.18	0.99	
INLET #3 R3_002295.LAB	3/12/2020	20:22	76.45	5.37	0.09	0.49	3.70	-3.66	150.19	0.98	
INLET #3 R3_002296.LAB	3/12/2020	20:23	100.75	1.65	0.00	0.13	5.21	-6.24	150.20	1.00	

Spectrum	Date	Time	Ethylene o›	METHANE I	CO2% 150C	H2O% 150C	SULFUR HE:	ETHYLENE 1	Temp (C)	Pressure (A	Comments
INLET #3 R3_002297.LAB	3/12/2020	20:24	**101.95**	1.35	0.00	0.06	**5.22**	-7.47	150.19	1.00	**Post-Test Check Std inject**
INLET #3 R3_002298.LAB	3/12/2020	20:25	102.47	0.76	0.00	0.02	5.22	-7.92	150.17	1.00	
INLET #3 R3_002299.LAB	3/12/2020	20:26	102.82	0.64	0.00	0.01	5.22	-8.12	150.17	1.00	
INLET #3 R3_002300.LAB	3/12/2020	20:27	103.36	0.51	0.00	0.01	5.23	-7.95	150.16	1.00	
INLET #3 R3_002301.LAB	3/12/2020	20:28	22.97	1.95	0.03	0.3B	3.05	4B.29	150.15	1.00	
INLET #3 R3_002302.LAB	3/12/2020	20:29	2.33	0.33	0.00	0.00	**5.05**	**100.64**	150.16	1.00	**Post Test CTS inject**
INLET #3 R3_002303.LAB	3/12/2020	20:30	1.B7	0.07	0.00	0.00	5.05	100.56	150.17	1.00	
INLET #3 R3_002304.LAB	3/12/2020	20:31	0.44	0.11	0.00	0.00	1.79	38.46	150.14	1.00	
INLET #3 R3_002305.LAB	**3/12/2020**	**20:32**	**0.43**	**0.08**	**0.00**	**0.00**	**0.01**	**-5.39**	**150.15**	**1.00**	**Post-Test N2 baseline**

MONTROSE AIR QUALITY SERVICES

FTIR FIELD DATA QA/QC SUMMARY

Company: Medline
Location: Waukegan, IL
Source: Inlet #4
Test Date: 3/10/2020

Operator: D. Chapman

FTIR Instrument: MKS Instruments
FTIR Model: MKS - Model 2030 G
FTIR S/N: 6291
Pathlength: 5.11
Temperature: 150 Deg C
Pressure: 0.9-1.0 ATM
Cell Volume: 200 mL
Computer: DC Computer -1
Data Path: Olt\Excel_Word
Major Compound: Ethylene Oxide

QA/QC Parameter	Date Performed	Result	Pass Criteria	Comments
Setup Menu	3/10/2020	N/A	N/A	Recorded in Word File
System Leak Check	3/10/2020	< 200 ml/min	Y	Recorded in Word File
Positive Leak Check	3/10/2020	null at 0.5 PSIG	Y	Recorded in Word File
System Pathlength	3/10/2020	5.11 meters	Y	CTS +/- 5 %
System Flow Rate	3/10/2020	6 LPM	N/A	Recorded in Word File
FTIR Resolution	3/10/2020	0.5	N/A	Recorded in Word File
Apodization Function	3/10/2020	med Norton Beer	N/A	Recorded in Word File
Scan Time	3/10/2020	64	N/A	Recorded in Excel File
Sample Conditioning System - Dilution	3/10/2020	N/A	N/A	SF6 Tracer Gas
FTIR Linearization	3/10/2020	Pass	Zero @ 300 and 2900	PET Filter
Health Check Utility	3/10/2020	Pass	Y	Recorded in Word File
Instrument Monitor Check				
Intensity - Pretest	3/10/2020	1.88	Y	Recorded in Word File
Intensity- Posttest	3/10/2020	1.87	Y	Recorded in Word File
S/N Ratio Test - Pretest	3/10/2020	1296/1747/1298	Y	4 scans / res 0.5
S/N Ratio Test - Pretest	3/10/2020	5499/6961/5332	Y	64 scans / res 0.5
Laser Frequency	3/10/2020	15798.272	Y	Recorded in Word File
FWHH (cm-1)	3/10/2020	0.49	Y	Recorded in Word File
Water Line (cm-1)	3/10/2020	3920	Y	Recorded in Word File
Peak analysis				
Ambient Air/Water Vapor	3/10/2020	Peak @ 3920	Y	Recorded in Word File
Baseline				
Nitrogen	3/10/2020	< 0.005 AU	Y	Recorded in Excel File
Background Spectra Recorded	3/10/2020	Y	N/A	Recorded in Excel File
Calibration Transfer Standard Instrument Check				
Ethylene 100 ppm	3/10/2020	~100	Y	Recorded in Excel File
Calibration Transfer Standard - Sampling System Check				
Ethylene 100 ppm	3/10/2020	~100	Y	Recorded in Excel File
Analyte Gases				
EtOH, MeOH,Acetaldehyde, Acrolein, EtAc ~ 50 ppm	3/10/2020	~50	Y	Recorded in Excel File
Dynamic Spiking ~ 90 % Stack Gas/ 10 % Cal	3/10/2020	90-100	Y	Must be between 70 and 130 %
System Response Time, sec (plus scan time)	3/10/2020	44	N/A	Recorded in Excel File

MONTROSE AIR QUALITY SERVICES

FTIR FIELD QA/QC DATA

Company: Medline
Location: Waukegan, IL
Source: Inlet #4
Date: 03/10/20

Parameter	Check Std Ethylene Oxide ppm wb	CTS Ethylene ppm wb	Recovery (%)	M320/ASTM QA/QC Requiremer	Pass
System LOD - MDL	0.046	N/A	N/A	N/A	Y
System LOQ - 3X MDL	0.14	N/A	N/A	N/A	Y
FTIR Zero Instrument	-0.03	N/A	N/A	N/A	Y
FTIR Zero System Pre-test	0.02	N/A	N/A	N/A	Y
FTIR Zero System Post-test	0.07	N/A	N/A	N/A	Y
FTIR Check Std Instrument	10.44	N/A	2.30	+/- 5 % or 5 ppm	Y
FTIR Check Std Pre-test System	10.45	N/A	2.39	+/- 5 % or 5 ppm	Y
FTIR Check Std Post-test System	10.60	N/A	3.77	+/- 5 % or 5 ppm	Y
Spike Recovery, %	M301-96.81%	N/A	N/A	+/- 30 %	Y
CTS Instrument	N/A	103.16	-0.33	+/- 5 %	Y
CTS Pretest System	N/A	103.19	-0.30	+/- 5 %	Y
CTS Posttest System	N/A	105.13	1.55	+/- 5 %	Y

Instrument	
Laser Frequency	15798.272
FWHH (cm-1)	0.49
Water Line (cm-1)	3920

Check Standard Cylinder	Ethylene Oxide	SF6
CC457831	98.34	5.100
CC457831	10.2	N/A

CTS	Ethylene	SF6
ALM024437	103.50	5.200

MONTROSE AIR QUALITY SERVICES

FTIR FIELD QA/QC DATA

Company: Medline
Location: Waukegan, IL
Source: Inlet #4
Date: 03/11/20

Parameter	Check Std Ethylene Oxide ppm wb	CTS Ethylene ppm wb	Recovery (%)	M320/ASTM QA/QC Requiremer	Pass
System LOD - MDL	0.046	N/A	N/A	N/A	Y
System LOQ - 3X MDL	0.14	N/A	N/A	N/A	Y
FTIR Zero Instrument	-0.06	N/A	N/A	N/A	Y
FTIR Zero System Pre-test	0.20	N/A	N/A	N/A	Y
FTIR Zero System Post-test	-0.05	N/A	N/A	N/A	Y
FTIR Check Std Instrument	10.08	N/A	-1.19	+/- 5 % or 5 ppm	Y
FTIR Check Std Pre-test System	10.55	N/A	3.32	+/- 5 % or 5 ppm	Y
FTIR Check Std Post-test System	10.72	N/A	4.85	+/- 5 % or 5 ppm	Y
Spike Recovery, %	M301-96.81%	N/A	N/A	+/- 30 %	Y
CTS Instrument	N/A	103.83	0.32	+/- 5 %	Y
CTS Pretest System	N/A	103.53	0.03	+/- 5 %	Y
CTS Posttest System	N/A	102.99	-0.50	+/- 5 %	Y

Instrument	
Laser Frequency	15798.272
FWHH (cm-1)	0.49
Water Line (cm-1)	3920

Check Standard Cylinder	Ethylene Oxide	SF6
CC457831	**98.34**	**5.100**
CC457831	**10.2**	**N/A**

CTS	Ethylene	SF6
ALM024437	**103.50**	**5.200**

MONTROSE AIR QUALITY SERVICES

FTIR FIELD QA/QC DATA

Company: Medline
Location: Waukegan, IL
Source: Inlet #4
Date: 03/12/20

Parameter	Check Std Ethylene Oxide ppm wb	CTS Ethylene ppm wb	Recovery (%)	M320/ASTM QA/QC Requiremer	Pass
System LOD - MDL	0.046	N/A	N/A	N/A	Y
System LOQ - 3X MDL	0.14	N/A	N/A	N/A	Y
FTIR Zero Instrument	0.00	N/A	N/A	N/A	Y
FTIR Zero System Pre-test	0.04	N/A	N/A	N/A	Y
FTIR Zero System Post-test	0.03	N/A	N/A	N/A	Y
FTIR Check Std Instrument	10.34	N/A	1.35	+/- 5 % or 5 ppm	Y
FTIR Check Std Pre-test System	10.15	N/A	-0.49	+/- 5 % or 5 ppm	Y
FTIR Check Std Post-test System	10.46	N/A	2.49	+/- 5 % or 5 ppm	Y
Spike Recovery, %	M301-96.81%	N/A	N/A	+/- 30 %	Y
CTS Instrument	N/A	103.46	-0.04	+/- 5 %	Y
CTS Pretest System	N/A	103.59	0.09	+/- 5 %	Y
CTS Posttest System	N/A	102.43	-1.04	+/- 5 %	Y

Instrument	
Laser Frequency	15798.272
FWHH (cm-1)	0.49
Water Line (cm-1)	3920

Check Standard Cylinder	Ethylene Oxide	SF6
CC457831	**98.34**	**5.100**
CC457831	**10.2**	**N/A**

CTS	Ethylene	SF6
ALM024437	**103.50**	**5.200**

MONTROSE AIR QUALITY SERVICES

USEPA Method 320 CTS System Data

Company: Medline
Location: Waukegan, IL
Source: Inlet #4

Run Number	Date	Run Time	Pretest Clock time	Pretest Spectra	Pretest CTS-Ethylene (ppm v wb)	Posttest Clock time	Posttest Spectra	Posttest CTS-Ethylene (ppm v wb)	Pass Criteria (Y/N)
1	3/10/2020	08:21-18:34	7:26	64	103.2	18:51	772	105.1	Y
2	3/11/2020	08:35-18:30	7:11	1062	103.5	19:01	1786	103.0	Y
3	3/12/2020	08:10-18:30	7:14	2181	103.5	19:00	2927	102.4	Y

CTS Cylinder	Ethylene, ppm	Ethylene Upper Limit, ppm	Ethylene Lower Limit, ppm	SF6, ppm
ALM024437	**103.5**	**108.7**	**98.3**	**5.200**

Inlet #4

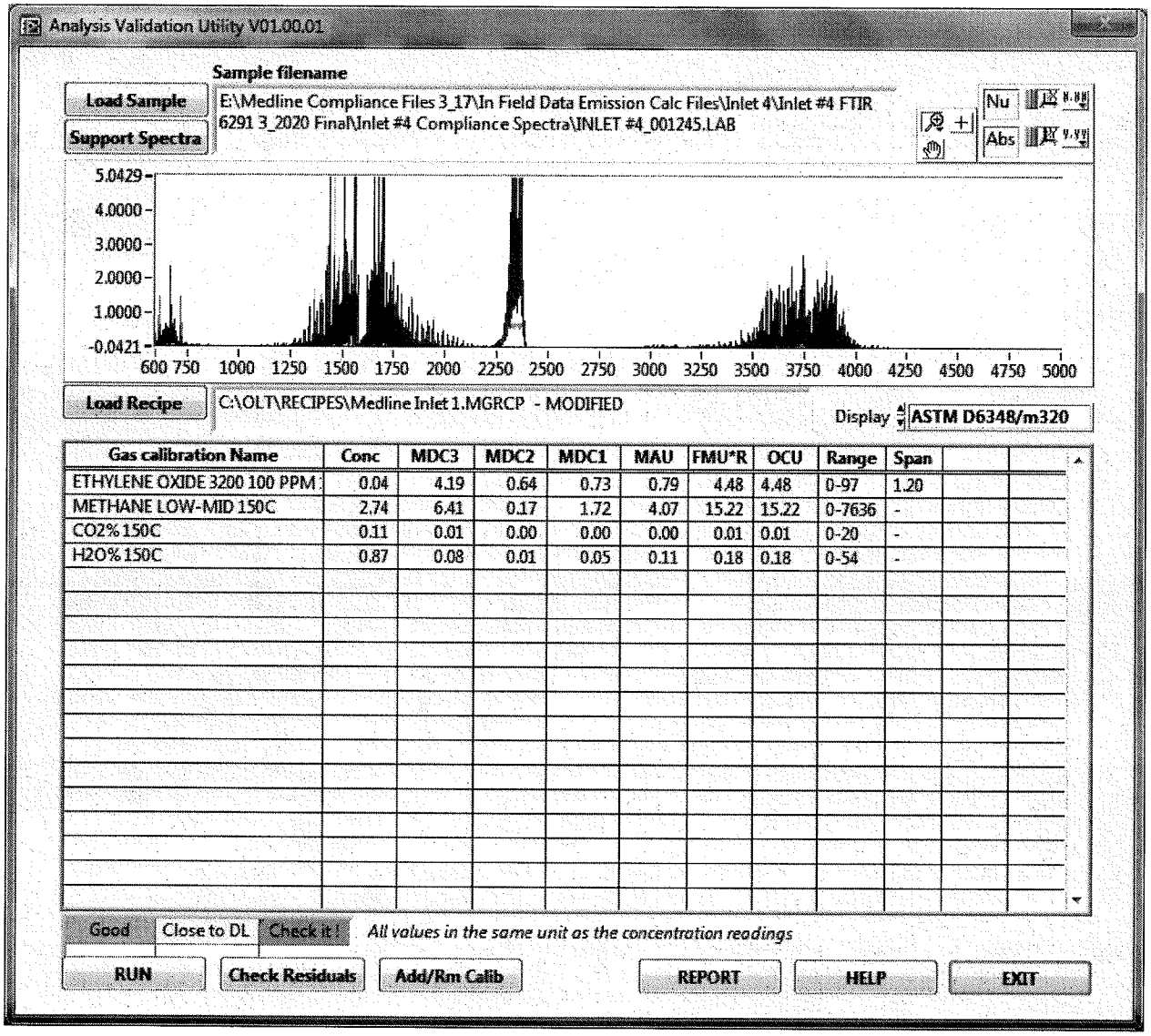

Inlet #4

3/11/2020

Run 2 - #1245

3/11/2020 @ 10:00

Result in field – 0.043 ppm ethylene oxide – Inlet #4

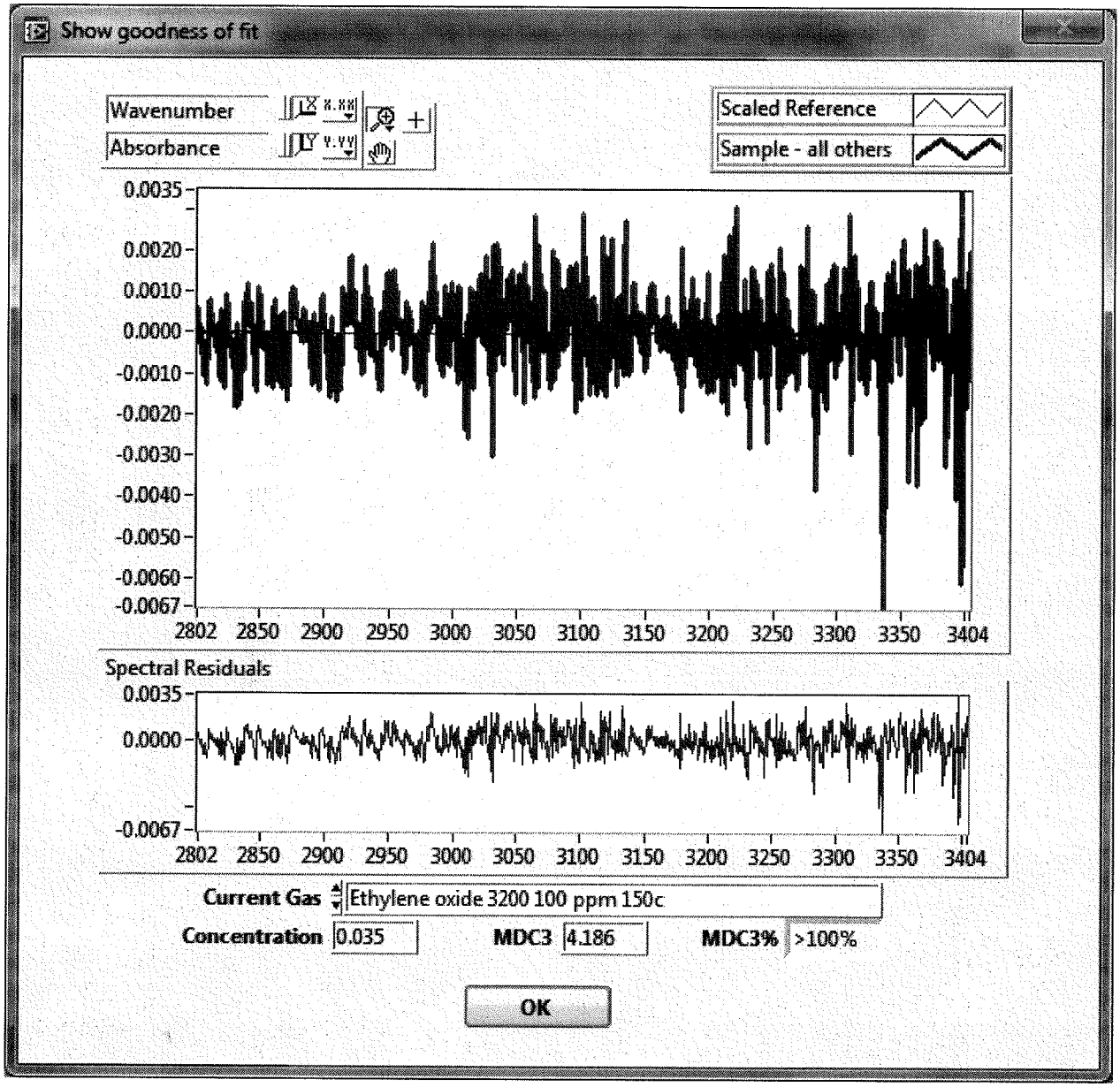
Show goodness of fit
Wavenumber
Absorbance
Scaled Reference
Sample - all others
0.0035
0.0020
0.0010
0.0000
-0.0010
-0.0020
-0.0030
-0.0040
-0.0050
-0.0060
-0.0067
2802 2850 2900 2950 3000 3050 3100 3150 3200 3250 3300 3350 3404
Spectral Residuals
0.0035
0.0000
-0.0067
2802 2850 2900 2950 3000 3050 3100 3150 3200 3250 3300 3350 3404
Current Gas
Ethylene oxide 3200 100 ppm 150c
Concentration
0.035
MDC3
4.186
MDC3%
>100%
OK

FTIR Field Data

Company: Medline
Location: Waukegan, IL
Source: Inlet #4
Date: 3/10/2020
Run: 1
Time: 08:21-18:34

Spectrum	Date	Time	Ethylene Oxide ppmv wb	Methane ppmv wb	CO2 % vol wb	Water % vol
INLET #4_000142.LAB	3/10/2020	8:21	0.000	2.03	0.12	0.67
INLET #4_000143.LAB	3/10/2020	8:22	0.000	2.03	0.12	0.67
INLET #4_000144.LAB	3/10/2020	8:23	0.000	1.99	0.12	0.67
INLET #4_000145.LAB	3/10/2020	8:24	0.000	2.00	0.12	0.68
INLET #4_000146.LAB	3/10/2020	8:25	0.000	2.01	0.12	0.68
INLET #4_000147.LAB	3/10/2020	8:26	0.000	1.99	0.12	0.68
INLET #4_000148.LAB	3/10/2020	8:27	0.000	1.97	0.12	0.68
INLET #4_000149.LAB	3/10/2020	8:28	0.000	1.98	0.12	0.68
INLET #4_000150.LAB	3/10/2020	8:29	0.000	1.99	0.12	0.68
INLET #4_000151.LAB	3/10/2020	8:30	0.000	1.99	0.12	0.68
INLET #4_000152.LAB	3/10/2020	8:31	0.000	1.99	0.12	0.68
INLET #4_000153.LAB	3/10/2020	8:32	0.000	1.99	0.12	0.68
INLET #4_000154.LAB	3/10/2020	8:33	0.000	1.99	0.12	0.69
INLET #4_000155.LAB	3/10/2020	8:34	0.000	1.99	0.12	0.69
INLET #4_000156.LAB	3/10/2020	8:35	0.031	1.98	0.12	0.69
INLET #4_000157.LAB	3/10/2020	8:36	0.060	2.01	0.12	0.69
INLET #4_000158.LAB	3/10/2020	8:37	0.032	1.99	0.12	0.69
INLET #4_000159.LAB	3/10/2020	8:38	0.053	2.00	0.12	0.69
INLET #4_000160.LAB	3/10/2020	8:39	0.056	1.99	0.12	0.69
INLET #4_000161.LAB	3/10/2020	8:40	0.069	1.99	0.12	0.69
INLET #4_000162.LAB	3/10/2020	8:41	0.055	1.99	0.12	0.69
INLET #4_000163.LAB	3/10/2020	8:42	0.061	1.99	0.12	0.69
INLET #4_000164.LAB	3/10/2020	8:43	0.047	1.99	0.12	0.70
INLET #4_000165.LAB	3/10/2020	8:44	0.053	1.99	0.12	0.70
INLET #4_000166.LAB	3/10/2020	8:45	0.039	2.00	0.12	0.70
INLET #4_000167.LAB	3/10/2020	8:46	0.041	2.01	0.12	0.70
INLET #4_000168.LAB	3/10/2020	8:47	0.049	2.00	0.12	0.70
INLET #4_000169.LAB	3/10/2020	8:48	0.048	2.00	0.12	0.70
INLET #4_000170.LAB	3/10/2020	8:49	0.050	2.02	0.12	0.70
INLET #4_000171.LAB	3/10/2020	8:50	0.048	2.01	0.12	0.70
INLET #4_000172.LAB	3/10/2020	8:51	0.066	2.00	0.12	0.70
INLET #4_000173.LAB	3/10/2020	8:52	0.034	1.99	0.12	0.70
INLET #4_000174.LAB	3/10/2020	8:53	0.049	2.02	0.12	0.71
INLET #4_000175.LAB	3/10/2020	8:54	0.047	2.00	0.12	0.70
INLET #4_000176.LAB	3/10/2020	8:55	0.042	2.01	0.12	0.71
INLET #4_000177.LAB	3/10/2020	8:56	0.033	2.00	0.12	0.71
INLET #4_000178.LAB	3/10/2020	8:57	0.038	2.00	0.12	0.71
INLET #4_000179.LAB	3/10/2020	8:58	0.059	2.00	0.12	0.71
INLET #4_000180.LAB	3/10/2020	8:59	0.076	2.02	0.12	0.71
INLET #4_000181.LAB	3/10/2020	9:00	0.066	1.98	0.12	0.71
INLET #4_000182.LAB	3/10/2020	9:01	0.070	2.00	0.12	0.71
INLET #4_000183.LAB	3/10/2020	9:02	0.087	2.01	0.12	0.71
INLET #4_000184.LAB	3/10/2020	9:03	0.072	2.02	0.12	0.71
INLET #4_000185.LAB	3/10/2020	9:04	0.085	2.00	0.12	0.71
INLET #4_000186.LAB	3/10/2020	9:05	0.058	1.99	0.12	0.71
INLET #4_000187.LAB	3/10/2020	9:06	0.037	1.99	0.12	0.71
INLET #4_000188.LAB	3/10/2020	9:07	0.067	1.99	0.12	0.72
INLET #4_000189.LAB	3/10/2020	9:08	0.059	2.00	0.12	0.72
INLET #4_000190.LAB	3/10/2020	9:09	0.060	1.99	0.12	0.72
INLET #4_000191.LAB	3/10/2020	9:10	0.061	1.99	0.12	0.72
INLET #4_000192.LAB	3/10/2020	9:11	0.055	1.98	0.12	0.72
INLET #4_000193.LAB	3/10/2020	9:12	0.072	2.00	0.12	0.72
INLET #4_000194.LAB	3/10/2020	9:13	0.036	2.02	0.12	0.72
INLET #4_000195.LAB	3/10/2020	9:14	0.049	2.01	0.12	0.72
INLET #4_000196.LAB	3/10/2020	9:15	0.036	2.02	0.12	0.73
INLET #4_000197.LAB	3/10/2020	9:16	0.039	2.01	0.12	0.72
INLET #4_000198.LAB	3/10/2020	9:17	0.053	2.00	0.12	0.73
INLET #4_000199.LAB	3/10/2020	9:18	0.045	2.01	0.12	0.73
INLET #4_000200.LAB	3/10/2020	9:19	0.035	2.00	0.12	0.73
INLET #4_000201.LAB	3/10/2020	9:20	0.049	2.01	0.12	0.73
INLET #4_000202.LAB	3/10/2020	9:21	0.057	2.01	0.12	0.73
INLET #4_000203.LAB	3/10/2020	9:22	0.047	2.02	0.12	0.73
INLET #4_000204.LAB	3/10/2020	9:23	0.048	2.02	0.12	0.73
INLET #4_000205.LAB	3/10/2020	9:24	0.070	2.03	0.12	0.73
INLET #4_000206.LAB	3/10/2020	9:25	0.057	2.01	0.12	0.73
INLET #4_000207.LAB	3/10/2020	9:26	0.054	2.01	0.12	0.74
INLET #4_000208.LAB	3/10/2020	9:27	0.066	2.01	0.12	0.74
INLET #4_000209.LAB	3/10/2020	9:28	0.052	2.03	0.12	0.74
INLET #4_000210.LAB	3/10/2020	9:29	0.051	2.01	0.12	0.74
INLET #4_000211.LAB	3/10/2020	9:30	0.065	2.02	0.12	0.74
INLET #4_000212.LAB	3/10/2020	9:31	0.064	2.02	0.12	0.74
INLET #4_000213.LAB	3/10/2020	9:32	0.045	2.02	0.12	0.74
INLET #4_000214.LAB	3/10/2020	9:33	0.066	2.01	0.12	0.74
INLET #4_000215.LAB	3/10/2020	9:34	0.043	2.00	0.12	0.74
INLET #4_000216.LAB	3/10/2020	9:35	0.070	1.98	0.12	0.74
INLET #4_000217.LAB	3/10/2020	9:36	0.050	1.99	0.12	0.74
INLET #4_000218.LAB	3/10/2020	9:37	0.060	2.00	0.12	0.75
INLET #4_000219.LAB	3/10/2020	9:38	0.080	1.98	0.11	0.75
INLET #4_000220.LAB	3/10/2020	9:39	0.072	2.00	0.11	0.75

FTIR Field Data

Company: Medline
Location: Waukegan, IL
Source: Inlet #4
Date: 3/10/2020
Run: 1
Time: 08:21-18:34

Spectrum	Date	Time	Ethylene Oxide ppmv wb	Methane ppmv wb	CO2 % vol wb	Water % vol
INLET #4_000221.LAB	3/10/2020	9:40	0.073	1.99	0.11	0.75
INLET #4_000222.LAB	3/10/2020	9:41	0.062	2.01	0.11	0.76
INLET #4_000223.LAB	3/10/2020	9:42	0.056	2.04	0.11	0.76
INLET #4_000224.LAB	3/10/2020	9:43	0.071	2.02	0.12	0.76
INLET #4_000225.LAB	3/10/2020	9:44	0.067	2.06	0.12	0.76
INLET #4_000226.LAB	3/10/2020	9:45	0.078	2.04	0.12	0.76
INLET #4_000227.LAB	3/10/2020	9:46	0.060	2.02	0.12	0.76
INLET #4_000228.LAB	3/10/2020	9:47	0.088	2.02	0.12	0.76
INLET #4_000229.LAB	3/10/2020	9:48	0.110	2.02	0.12	0.76
INLET #4_000230.LAB	3/10/2020	9:49	0.099	2.04	0.12	0.76
INLET #4_000231.LAB	3/10/2020	9:50	0.123	2.06	0.12	0.76
INLET #4_000232.LAB	3/10/2020	9:51	0.101	2.06	0.12	0.76
INLET #4_000233.LAB	3/10/2020	9:52	0.089	2.05	0.12	0.76
INLET #4_000234.LAB	3/10/2020	9:53	0.089	2.05	0.12	0.76
INLET #4_000235.LAB	3/10/2020	9:55	0.097	2.04	0.12	0.76
INLET #4_000236.LAB	3/10/2020	9:56	0.088	2.06	0.12	0.76
INLET #4_000237.LAB	3/10/2020	9:57	0.082	2.04	0.12	0.76
INLET #4_000238.LAB	3/10/2020	9:58	0.075	2.03	0.12	0.76
INLET #4_000239.LAB	3/10/2020	9:59	0.059	2.03	0.12	0.77
INLET #4_000240.LAB	3/10/2020	10:00	0.069	2.03	0.12	0.77
INLET #4_000241.LAB	3/10/2020	10:01	0.056	2.03	0.12	0.77
INLET #4_000242.LAB	3/10/2020	10:02	0.062	2.05	0.12	0.77
INLET #4_000243.LAB	3/10/2020	10:03	0.064	2.02	0.12	0.77
INLET #4_000244.LAB	3/10/2020	10:04	0.056	2.03	0.12	0.77
INLET #4_000245.LAB	3/10/2020	10:05	0.065	2.02	0.12	0.77
INLET #4_000246.LAB	3/10/2020	10:06	0.071	2.02	0.12	0.77
INLET #4_000247.LAB	3/10/2020	10:07	0.083	2.02	0.12	0.77
INLET #4_000248.LAB	3/10/2020	10:08	0.066	2.01	0.12	0.78
INLET #4_000249.LAB	3/10/2020	10:09	0.094	1.99	0.12	0.78
INLET #4_000250.LAB	3/10/2020	10:10	0.091	1.98	0.12	0.78
INLET #4_000251.LAB	3/10/2020	10:11	0.086	2.00	0.12	0.78
INLET #4_000252.LAB	3/10/2020	10:12	0.122	2.00	0.12	0.78
INLET #4_000253.LAB	3/10/2020	10:13	0.121	1.99	0.12	0.78
INLET #4_000254.LAB	3/10/2020	10:14	0.185	2.00	0.12	0.78
INLET #4_000255.LAB	3/10/2020	10:15	0.220	1.99	0.12	0.78
INLET #4_000256.LAB	3/10/2020	10:16	0.241	2.00	0.12	0.78
INLET #4_000257.LAB	3/10/2020	10:17	0.236	2.01	0.12	0.77
INLET #4_000258.LAB	3/10/2020	10:18	0.279	2.02	0.12	0.77
INLET #4_000259.LAB	3/10/2020	10:19	0.292	2.00	0.12	0.78
INLET #4_000260.LAB	3/10/2020	10:20	0.300	2.00	0.12	0.77
INLET #4_000261.LAB	3/10/2020	10:21	0.330	2.01	0.12	0.77
INLET #4_000262.LAB	3/10/2020	10:22	0.338	2.01	0.12	0.77
INLET #4_000263.LAB	3/10/2020	10:23	0.299	2.01	0.12	0.77
INLET #4_000264.LAB	3/10/2020	10:24	0.318	2.02	0.12	0.77
INLET #4_000265.LAB	3/10/2020	10:25	0.310	2.01	0.12	0.77
INLET #4_000266.LAB	3/10/2020	10:26	0.301	2.01	0.12	0.77
INLET #4_000267.LAB	3/10/2020	10:27	0.318	2.01	0.12	0.77
INLET #4_000268.LAB	3/10/2020	10:28	0.357	2.02	0.12	0.77
INLET #4_000269.LAB	3/10/2020	10:29	0.364	2.02	0.12	0.77
INLET #4_000270.LAB	3/10/2020	10:30	0.351	2.02	0.12	0.77
INLET #4_000271.LAB	3/10/2020	10:31	0.170	2.02	0.12	0.77
INLET #4_000272.LAB	3/10/2020	10:32	0.170	2.02	0.12	0.77
INLET #4_000273.LAB	3/10/2020	10:33	0.179	2.03	0.12	0.77
INLET #4_000274.LAB	3/10/2020	10:34	0.186	2.01	0.12	0.77
INLET #4_000275.LAB	3/10/2020	10:35	0.210	2.03	0.12	0.77
INLET #4_000276.LAB	3/10/2020	10:36	0.199	2.03	0.12	0.76
INLET #4_000277.LAB	3/10/2020	10:37	0.194	2.02	0.12	0.76
INLET #4_000278.LAB	3/10/2020	10:38	0.201	2.03	0.12	0.76
INLET #4_000279.LAB	3/10/2020	10:39	0.218	2.03	0.12	0.76
INLET #4_000280.LAB	3/10/2020	10:40	0.227	2.02	0.12	0.76
INLET #4_000281.LAB	3/10/2020	10:41	0.209	2.01	0.12	0.76
INLET #4_000282.LAB	3/10/2020	10:42	0.233	2.01	0.12	0.76
INLET #4_000283.LAB	3/10/2020	10:43	0.245	2.00	0.12	0.76
INLET #4_000284.LAB	3/10/2020	10:44	0.218	2.00	0.12	0.76
INLET #4_000285.LAB	3/10/2020	10:45	0.220	2.00	0.12	0.76
INLET #4_000286.LAB	3/10/2020	10:46	0.209	2.00	0.12	0.77
INLET #4_000287.LAB	3/10/2020	10:47	0.187	2.01	0.12	0.77
INLET #4_000288.LAB	3/10/2020	10:48	0.193	2.04	0.12	0.77
INLET #4_000289.LAB	3/10/2020	10:49	0.188	2.03	0.12	0.78
INLET #4_000290.LAB	3/10/2020	10:50	0.183	2.03	0.12	0.78
INLET #4_000291.LAB	3/10/2020	10:51	0.190	2.03	0.12	0.78
INLET #4_000292.LAB	3/10/2020	10:52	0.169	2.03	0.12	0.78
INLET #4_000293.LAB	3/10/2020	10:53	0.151	2.05	0.12	0.78
INLET #4_000294.LAB	3/10/2020	10:54	0.158	2.03	0.12	0.78
INLET #4_000295.LAB	3/10/2020	10:55	0.163	2.02	0.12	0.78
INLET #4_000296.LAB	3/10/2020	10:56	0.167	2.03	0.12	0.78
INLET #4_000297.LAB	3/10/2020	10:57	0.130	2.03	0.12	0.79
INLET #4_000298.LAB	3/10/2020	10:58	0.102	2.02	0.12	0.79
INLET #4_000299.LAB	3/10/2020	10:59	0.073	2.03	0.12	0.80

FTIR Field Data

Company: Medline
Location: Waukegan, IL
Source: Inlet #4
Date: 3/10/2020
Run: 1
Time: 08:21-18:34

Spectrum	Date	Time	Ethylene Oxide ppmv wb	Methane ppmv wb	CO2 % vol wb	Water % vol
INLET #4_000300.LAB	3/10/2020	11:00	0.027	2.01	0.12	0.80
INLET #4_000301.LAB	3/10/2020	11:01	0.029	2.02	0.12	0.80
INLET #4_000302.LAB	3/10/2020	11:02	0.000	2.02	0.12	0.80
INLET #4_000303.LAB	3/10/2020	11:03	0.000	2.02	0.12	0.81
INLET #4_000304.LAB	3/10/2020	11:04	0.000	2.00	0.12	0.81
INLET #4_000305.LAB	3/10/2020	11:05	0.000	2.02	0.12	0.81
INLET #4_000306.LAB	3/10/2020	11:06	0.000	2.02	0.12	0.82
INLET #4_000307.LAB	3/10/2020	11:07	0.000	2.00	0.12	0.83
INLET #4_000308.LAB	3/10/2020	11:08	0.000	2.04	0.12	0.84
INLET #4_000309.LAB	3/10/2020	11:09	0.014	2.01	0.12	0.84
INLET #4_000310.LAB	3/10/2020	11:10	0.039	2.05	0.12	0.85
INLET #4_000311.LAB	3/10/2020	11:11	0.049	2.02	0.12	0.86
INLET #4_000312.LAB	3/10/2020	11:12	0.071	2.01	0.12	0.87
INLET #4_000313.LAB	3/10/2020	11:13	0.060	2.00	0.12	0.87
INLET #4_000314.LAB	3/10/2020	11:14	0.073	2.01	0.12	0.88
INLET #4_000315.LAB	3/10/2020	11:15	0.082	2.00	0.12	0.88
INLET #4_000316.LAB	3/10/2020	11:16	0.078	2.03	0.12	0.88
INLET #4_000317.LAB	3/10/2020	11:17	0.083	2.01	0.12	0.88
INLET #4_000318.LAB	3/10/2020	11:18	0.046	2.04	0.12	0.88
INLET #4_000319.LAB	3/10/2020	11:19	0.059	2.02	0.12	0.89
INLET #4_000320.LAB	3/10/2020	11:20	0.065	2.02	0.12	0.89
INLET #4_000321.LAB	3/10/2020	11:21	0.037	2.04	0.12	0.90
INLET #4_000322.LAB	3/10/2020	11:22	0.041	2.02	0.12	0.92
INLET #4_000323.LAB	3/10/2020	11:23	0.012	1.99	0.12	0.93
INLET #4_000324.LAB	3/10/2020	11:24	0.032	2.02	0.12	0.93
INLET #4_000325.LAB	3/10/2020	11:25	0.079	1.99	0.12	0.95
INLET #4_000326.LAB	3/10/2020	11:26	0.079	1.96	0.12	0.96
INLET #4_000327.LAB	3/10/2020	11:27	0.053	1.96	0.12	0.98
INLET #4_000328.LAB	3/10/2020	11:28	0.082	1.95	0.12	1.00
INLET #4_000329.LAB	3/10/2020	11:29	0.057	1.96	0.12	1.01
INLET #4_000330.LAB	3/10/2020	11:30	0.052	1.96	0.12	1.03
INLET #4_000331.LAB	3/10/2020	11:31	0.029	1.96	0.12	1.05
INLET #4_000332.LAB	3/10/2020	11:32	0.050	1.96	0.12	1.06
INLET #4_000333.LAB	3/10/2020	11:33	0.037	1.97	0.12	1.07
INLET #4_000334.LAB	3/10/2020	11:34	0.068	1.97	0.12	1.09
INLET #4_000335.LAB	3/10/2020	11:35	0.060	1.96	0.12	1.10
INLET #4_000336.LAB	3/10/2020	11:36	0.061	1.95	0.12	1.11
INLET #4_000337.LAB	3/10/2020	11:37	0.048	1.96	0.12	1.11
INLET #4_000338.LAB	3/10/2020	11:38	0.055	1.96	0.12	1.12
INLET #4_000339.LAB	3/10/2020	11:39	0.035	1.95	0.12	1.08
INLET #4_000340.LAB	3/10/2020	11:40	0.048	1.96	0.12	0.99
INLET #4_000341.LAB	3/10/2020	11:41	0.000	1.99	0.12	0.89
INLET #4_000342.LAB	3/10/2020	11:42	0.013	1.98	0.12	0.81
INLET #4_000343.LAB	3/10/2020	11:43	0.000	2.01	0.12	0.75
INLET #4_000344.LAB	3/10/2020	11:44	0.000	2.04	0.12	0.74
INLET #4_000345.LAB	3/10/2020	11:45	0.000	2.04	0.12	0.74
INLET #4_000346.LAB	3/10/2020	11:46	0.000	2.02	0.12	0.74
INLET #4_000347.LAB	3/10/2020	11:47	0.000	2.01	0.12	0.74
INLET #4_000348.LAB	3/10/2020	11:48	0.003	1.99	0.12	0.73
INLET #4_000349.LAB	3/10/2020	11:49	0.015	2.00	0.12	0.72
INLET #4_000350.LAB	3/10/2020	11:50	0.016	2.01	0.12	0.72
INLET #4_000351.LAB	3/10/2020	11:51	0.000	2.02	0.12	0.72
INLET #4_000352.LAB	3/10/2020	11:52	0.008	2.01	0.12	0.72
INLET #4_000353.LAB	3/10/2020	11:53	0.002	2.02	0.12	0.72
INLET #4_000354.LAB	3/10/2020	11:54	0.016	2.02	0.12	0.72
INLET #4_000355.LAB	3/10/2020	11:55	0.000	2.01	0.12	0.72
INLET #4_000356.LAB	3/10/2020	11:57	0.000	2.00	0.12	0.72
INLET #4_000357.LAB	3/10/2020	11:58	0.005	1.99	0.12	0.72
INLET #4_000358.LAB	3/10/2020	11:59	0.000	2.01	0.12	0.72
INLET #4_000359.LAB	3/10/2020	12:00	0.000	2.00	0.12	0.71
INLET #4_000360.LAB	3/10/2020	12:01	0.000	2.01	0.12	0.71
INLET #4_000361.LAB	3/10/2020	12:02	0.000	2.00	0.11	0.71
INLET #4_000362.LAB	3/10/2020	12:03	0.000	2.02	0.11	0.71
INLET #4_000363.LAB	3/10/2020	12:04	0.000	2.02	0.11	0.71
INLET #4_000364.LAB	3/10/2020	12:05	0.000	2.00	0.11	0.71
INLET #4_000365.LAB	3/10/2020	12:06	0.000	2.02	0.11	0.70
INLET #4_000366.LAB	3/10/2020	12:07	0.010	2.02	0.11	0.71
INLET #4_000367.LAB	3/10/2020	12:08	0.001	2.02	0.11	0.70
INLET #4_000368.LAB	3/10/2020	12:09	0.000	2.04	0.11	0.70
INLET #4_000369.LAB	3/10/2020	12:10	0.000	2.01	0.11	0.70
INLET #4_000370.LAB	3/10/2020	12:11	0.000	2.04	0.11	0.70
INLET #4_000371.LAB	3/10/2020	12:12	0.000	2.03	0.11	0.70
INLET #4_000372.LAB	3/10/2020	12:13	0.000	2.02	0.11	0.70
INLET #4_000373.LAB	3/10/2020	12:14	0.000	2.03	0.11	0.70
INLET #4_000374.LAB	3/10/2020	12:15	0.000	2.02	0.11	0.70
INLET #4_000375.LAB	3/10/2020	12:16	0.000	2.03	0.11	0.70
INLET #4_000376.LAB	3/10/2020	12:17	0.000	2.04	0.11	0.70
INLET #4_000377.LAB	3/10/2020	12:18	0.000	2.02	0.11	0.70
INLET #4_000378.LAB	3/10/2020	12:19	0.000	2.02	0.11	0.70

FTIR Field Data

Company: Medline
Location: Waukegan, IL
Source: Inlet #4
Date: 3/10/2020
Run: 1
Time: 08:21-18:34

Spectrum	Date	Time	Ethylene Oxide ppmv wb	Methane ppmv wb	CO2 % vol wb	Water % vol
INLET #4_000379.LAB	3/10/2020	12:20	0.000	2.02	0.11	0.70
INLET #4_000380.LAB	3/10/2020	12:21	0.000	2.04	0.11	0.70
INLET #4_000381.LAB	3/10/2020	12:22	0.000	2.02	0.11	0.70
INLET #4_000382.LAB	3/10/2020	12:23	0.000	2.02	0.11	0.70
INLET #4_000383.LAB	3/10/2020	12:24	0.000	2.02	0.11	0.70
INLET #4_000384.LAB	3/10/2020	12:25	0.000	2.03	0.11	0.70
INLET #4_000385.LAB	3/10/2020	12:26	0.000	2.03	0.11	0.70
INLET #4_000386.LAB	3/10/2020	12:27	0.000	2.02	0.11	0.70
INLET #4_000387.LAB	3/10/2020	12:28	0.000	2.01	0.11	0.70
INLET #4_000388.LAB	3/10/2020	12:29	0.000	2.01	0.11	0.69
INLET #4_000389.LAB	3/10/2020	12:30	0.000	2.02	0.11	0.70
INLET #4_000390.LAB	3/10/2020	12:31	0.000	2.02	0.11	0.69
INLET #4_000391.LAB	3/10/2020	12:32	0.000	2.04	0.11	0.70
INLET #4_000392.LAB	3/10/2020	12:33	0.000	2.05	0.11	0.70
INLET #4_000393.LAB	3/10/2020	12:34	0.038	2.05	0.11	0.70
INLET #4_000394.LAB	3/10/2020	12:35	0.045	2.04	0.11	0.70
INLET #4_000395.LAB	3/10/2020	12:36	0.050	2.04	0.11	0.70
INLET #4_000396.LAB	3/10/2020	12:37	0.039	2.05	0.11	0.70
INLET #4_000397.LAB	3/10/2020	12:38	0.026	2.05	0.11	0.69
INLET #4_000398.LAB	3/10/2020	12:39	0.048	2.03	0.11	0.70
INLET #4_000399.LAB	3/10/2020	12:40	0.031	2.04	0.11	0.70
INLET #4_000400.LAB	3/10/2020	12:41	0.022	2.05	0.11	0.70
INLET #4_000401.LAB	3/10/2020	12:42	0.048	2.03	0.11	0.70
INLET #4_000402.LAB	3/10/2020	12:43	0.049	2.03	0.11	0.70
INLET #4_000403.LAB	3/10/2020	12:44	0.043	2.02	0.11	0.70
INLET #4_000404.LAB	3/10/2020	12:45	0.045	2.03	0.11	0.70
INLET #4_000405.LAB	3/10/2020	12:46	0.029	2.05	0.11	0.69
INLET #4_000406.LAB	3/10/2020	12:47	0.037	2.03	0.11	0.69
INLET #4_000407.LAB	3/10/2020	12:48	0.009	2.03	0.11	0.69
INLET #4_000408.LAB	3/10/2020	12:49	0.056	2.04	0.11	0.69
INLET #4_000409.LAB	3/10/2020	12:50	0.000	2.02	0.11	0.69
INLET #4_000410.LAB	3/10/2020	12:51	0.030	2.01	0.11	0.69
INLET #4_000411.LAB	3/10/2020	12:52	0.021	2.03	0.11	0.69
INLET #4_000412.LAB	3/10/2020	12:53	0.023	2.02	0.11	0.69
INLET #4_000413.LAB	3/10/2020	12:54	0.000	2.02	0.11	0.69
INLET #4_000414.LAB	3/10/2020	12:55	0.014	2.01	0.11	0.69
INLET #4_000415.LAB	3/10/2020	12:56	0.015	2.00	0.11	0.69
INLET #4_000416.LAB	3/10/2020	12:57	0.013	2.01	0.11	0.69
INLET #4_000417.LAB	3/10/2020	12:58	0.010	2.01	0.11	0.69
INLET #4_000418.LAB	3/10/2020	12:59	0.000	2.01	0.11	0.69
INLET #4_000419.LAB	3/10/2020	13:00	0.000	2.01	0.11	0.88
INLET #4_000420.LAB	3/10/2020	13:01	0.000	1.98	0.11	0.69
INLET #4_000421.LAB	3/10/2020	13:02	0.000	1.99	0.11	0.68
INLET #4_000422.LAB	3/10/2020	13:03	0.005	1.99	0.11	0.68
INLET #4_000423.LAB	3/10/2020	13:04	0.000	1.98	0.11	0.68
INLET #4_000424.LAB	3/10/2020	13:05	0.000	1.98	0.11	0.68
INLET #4_000425.LAB	3/10/2020	13:06	0.000	1.98	0.11	0.68
INLET #4_000426.LAB	3/10/2020	13:07	0.000	1.98	0.11	0.68
INLET #4_000427.LAB	3/10/2020	13:08	0.004	1.98	0.11	0.68
INLET #4_000428.LAB	3/10/2020	13:09	0.000	1.96	0.11	0.68
INLET #4_000429.LAB	3/10/2020	13:10	0.000	1.95	0.11	0.68
INLET #4_000430.LAB	3/10/2020	13:11	0.000	1.98	0.11	0.68
INLET #4_000431.LAB	3/10/2020	13:12	0.000	1.99	0.11	0.67
INLET #4_000432.LAB	3/10/2020	13:13	0.021	1.98	0.11	0.68
INLET #4_000433.LAB	3/10/2020	13:14	0.000	1.98	0.11	0.67
INLET #4_000434.LAB	3/10/2020	13:15	0.000	2.00	0.11	0.67
INLET #4_000435.LAB	3/10/2020	13:16	0.000	1.99	0.11	0.67
INLET #4_000436.LAB	3/10/2020	13:17	0.002	1.98	0.11	0.67
INLET #4_000437.LAB	3/10/2020	13:18	0.000	1.99	0.11	0.67
INLET #4_000438.LAB	3/10/2020	13:19	0.000	1.98	0.11	0.67
INLET #4_000439.LAB	3/10/2020	13:20	0.000	2.00	0.11	0.67
INLET #4_000440.LAB	3/10/2020	13:21	0.000	1.99	0.11	0.67
INLET #4_000441.LAB	3/10/2020	13:22	0.000	1.98	0.11	0.67
INLET #4_000442.LAB	3/10/2020	13:23	0.000	1.99	0.11	0.67
INLET #4_000443.LAB	3/10/2020	13:24	0.000	1.98	0.11	0.67
INLET #4_000444.LAB	3/10/2020	13:25	0.000	2.00	0.11	0.67
INLET #4_000445.LAB	3/10/2020	13:26	0.000	1.99	0.11	0.67
INLET #4_000446.LAB	3/10/2020	13:27	0.000	2.01	0.11	0.67
INLET #4_000447.LAB	3/10/2020	13:28	0.000	1.99	0.11	0.67
INLET #4_000448.LAB	3/10/2020	13:29	0.000	1.97	0.11	0.67
INLET #4_000449.LAB	3/10/2020	13:30	0.000	1.99	0.11	0.67
INLET #4_000450.LAB	3/10/2020	13:31	0.000	1.98	0.11	0.67
INLET #4_000451.LAB	3/10/2020	13:32	0.000	2.00	0.11	0.67
INLET #4_000452.LAB	3/10/2020	13:33	0.000	2.00	0.11	0.67
INLET #4_000453.LAB	3/10/2020	13:34	0.000	2.00	0.11	0.67
INLET #4_000454.LAB	3/10/2020	13:35	0.000	1.99	0.11	0.67
INLET #4_000455.LAB	3/10/2020	13:36	0.000	1.99	0.11	0.67
INLET #4_000456.LAB	3/10/2020	13:37	0.000	1.99	0.10	0.67
INLET #4_000457.LAB	3/10/2020	13:38	0.000	1.99	0.11	0.67

FTIR Field Data

Company: Medline
Location: Waukegan, IL
Source: Inlet #4
Date: 3/10/2020
Run: 1
Time: 08:21-18:34

Spectrum	Date	Time	Ethylene Oxide ppmv wb	Methane ppmv wb	CO2 % vol wb	Water % vol
INLET #4_000458.LAB	3/10/2020	13:39	0.000	2.00	0.11	0.67
INLET #4_000459.LAB	3/10/2020	13:40	0.000	1.98	0.11	0.66
INLET #4_000460.LAB	3/10/2020	13:41	0.000	1.98	0.11	0.66
INLET #4_000461.LAB	3/10/2020	13:42	0.000	1.98	0.11	0.66
INLET #4_000462.LAB	3/10/2020	13:43	0.000	1.98	0.11	0.66
INLET #4_000463.LAB	3/10/2020	13:44	0.000	1.97	0.11	0.66
INLET #4_000464.LAB	3/10/2020	13:45	0.000	2.00	0.11	0.66
INLET #4_000465.LAB	3/10/2020	13:46	0.000	1.98	0.11	0.66
INLET #4_000466.LAB	3/10/2020	13:47	0.000	1.99	0.11	0.66
INLET #4_000467.LAB	3/10/2020	13:48	0.000	1.98	0.11	0.65
INLET #4_000468.LAB	3/10/2020	13:49	0.000	1.96	0.11	0.65
INLET #4_000469.LAB	3/10/2020	13:50	0.000	1.98	0.11	0.65
INLET #4_000470.LAB	3/10/2020	13:51	0.000	1.98	0.11	0.65
INLET #4_000471.LAB	3/10/2020	13:52	0.000	1.98	0.11	0.65
INLET #4_000472.LAB	3/10/2020	13:53	0.000	1.97	0.11	0.65
INLET #4_000473.LAB	3/10/2020	13:54	0.000	1.97	0.11	0.65
INLET #4_000474.LAB	3/10/2020	13:55	0.000	2.00	0.10	0.65
INLET #4_000475.LAB	3/10/2020	13:56	0.000	1.96	0.10	0.65
INLET #4_000476.LAB	3/10/2020	13:57	0.000	1.97	0.11	0.65
INLET #4_000477.LAB	3/10/2020	13:58	0.004	1.97	0.11	0.65
INLET #4_000478.LAB	3/10/2020	13:59	0.000	1.96	0.10	0.65
INLET #4_000479.LAB	3/10/2020	14:00	0.014	1.97	0.11	0.65
INLET #4_000480.LAB	3/10/2020	14:01	0.000	1.96	0.11	0.85
INLET #4_000481.LAB	3/10/2020	14:02	0.000	1.96	0.11	0.64
INLET #4_000482.LAB	3/10/2020	14:03	0.000	1.99	0.11	0.65
INLET #4_000483.LAB	3/10/2020	14:04	0.000	2.00	0.10	0.64
INLET #4_000484.LAB	3/10/2020	14:05	0.000	1.99	0.10	0.65
INLET #4_000485.LAB	3/10/2020	14:06	0.000	1.96	0.10	0.65
INLET #4_000486.LAB	3/10/2020	14:07	0.000	1.98	0.11	0.65
INLET #4_000487.LAB	3/10/2020	14:08	0.013	1.97	0.11	0.65
INLET #4_000488.LAB	3/10/2020	14:09	0.004	1.96	0.11	0.65
INLET #4_000489.LAB	3/10/2020	14:10	0.000	1.97	0.11	0.65
INLET #4_000490.LAB	3/10/2020	14:11	0.004	1.98	0.11	0.65
INLET #4_000491.LAB	3/10/2020	14:12	0.011	1.97	0.11	0.65
INLET #4_000492.LAB	3/10/2020	14:13	0.000	1.97	0.11	0.65
INLET #4_000493.LAB	3/10/2020	14:14	0.000	1.97	0.11	0.65
INLET #4_000494.LAB	3/10/2020	14:15	0.000	1.98	0.11	0.65
INLET #4_000495.LAB	3/10/2020	14:16	0.000	1.98	0.11	0.65
INLET #4_000496.LAB	3/10/2020	14:17	0.000	1.98	0.11	0.65
INLET #4_000497.LAB	3/10/2020	14:18	0.000	1.99	0.11	0.65
INLET #4_000498.LAB	3/10/2020	14:19	0.000	1.97	0.11	0.64
INLET #4_000499.LAB	3/10/2020	14:20	0.008	1.98	0.11	0.64
INLET #4_000500.LAB	3/10/2020	14:21	0.000	1.99	0.11	0.64
INLET #4_000501.LAB	3/10/2020	14:22	0.000	2.00	0.11	0.65
INLET #4_000502.LAB	3/10/2020	14:23	0.010	2.00	0.11	0.65
INLET #4_000503.LAB	3/10/2020	14:24	0.000	2.00	0.11	0.65
INLET #4_000504.LAB	3/10/2020	14:25	0.000	2.01	0.11	0.65
INLET #4_000505.LAB	3/10/2020	14:26	0.024	2.00	0.11	0.65
INLET #4_000506.LAB	3/10/2020	14:27	0.024	1.99	0.11	0.64
INLET #4_000507.LAB	3/10/2020	14:28	0.004	2.00	0.11	0.64
INLET #4_000508.LAB	3/10/2020	14:29	0.004	2.01	0.11	0.64
INLET #4_000509.LAB	3/10/2020	14:30	0.013	2.01	0.11	0.64
INLET #4_000510.LAB	3/10/2020	14:31	0.006	1.99	0.11	0.64
INLET #4_000511.LAB	3/10/2020	14:32	0.003	1.99	0.11	0.64
INLET #4_000512.LAB	3/10/2020	14:33	0.006	2.00	0.11	0.64
INLET #4_000513.LAB	3/10/2020	14:34	0.004	2.00	0.11	0.64
INLET #4_000514.LAB	3/10/2020	14:35	0.009	2.00	0.11	0.64
INLET #4_000515.LAB	3/10/2020	14:36	0.012	2.00	0.11	0.64
INLET #4_000516.LAB	3/10/2020	14:37	0.014	2.00	0.11	0.64
INLET #4_000517.LAB	3/10/2020	14:38	0.017	1.99	0.11	0.64
INLET #4_000518.LAB	3/10/2020	14:39	0.030	2.00	0.11	0.64
INLET #4_000519.LAB	3/10/2020	14:40	0.041	2.00	0.11	0.64
INLET #4_000520.LAB	3/10/2020	14:41	0.028	2.00	0.11	0.64
INLET #4_000521.LAB	3/10/2020	14:42	0.022	2.01	0.11	0.64
INLET #4_000522.LAB	3/10/2020	14:43	0.025	1.99	0.11	0.64
INLET #4_000523.LAB	3/10/2020	14:44	0.022	2.02	0.11	0.64
INLET #4_000524.LAB	3/10/2020	14:45	0.047	1.99	0.11	0.64
INLET #4_000525.LAB	3/10/2020	14:46	0.032	2.00	0.11	0.64
INLET #4_000526.LAB	3/10/2020	14:47	0.048	1.99	0.11	0.64
INLET #4_000527.LAB	3/10/2020	14:48	0.027	2.00	0.11	0.64
INLET #4_000528.LAB	3/10/2020	14:49	0.044	2.02	0.11	0.64
INLET #4_000529.LAB	3/10/2020	14:50	0.045	2.01	0.11	0.64
INLET #4_000530.LAB	3/10/2020	14:51	0.033	2.00	0.11	0.64
INLET #4_000531.LAB	3/10/2020	14:52	0.054	1.99	0.11	0.64
INLET #4_000532.LAB	3/10/2020	14:53	0.033	2.00	0.11	0.64
INLET #4_000533.LAB	3/10/2020	14:54	0.036	1.99	0.11	0.63
INLET #4_000534.LAB	3/10/2020	14:55	0.035	1.98	0.11	0.64
INLET #4_000535.LAB	3/10/2020	14:56	0.058	2.00	0.11	0.64
INLET #4_000536.LAB	3/10/2020	14:57	0.067	2.00	0.11	0.63

FTIR Field Data

Company: Medline
Location: Waukegan, IL
Source: Inlet #4
Date: 3/10/2020
Run: 1
Time: 08:21-18:34

Spectrum	Date	Time	Ethylene Oxide ppmv wb	Methane ppmv wb	CO2 % vol wb	Water % vol
INLET #4_000537.LAB	3/10/2020	14:58	0.066	2.00	0.11	0.63
INLET #4_000538.LAB	3/10/2020	14:59	0.070	2.00	0.11	0.64
INLET #4_000539.LAB	3/10/2020	15:00	0.067	2.01	0.11	0.63
INLET #4_000540.LAB	3/10/2020	15:01	0.072	1.98	0.11	0.63
INLET #4_000541.LAB	3/10/2020	15:02	0.064	2.00	0.11	0.63
INLET #4_000542.LAB	3/10/2020	15:03	0.072	1.99	0.11	0.63
INLET #4_000543.LAB	3/10/2020	15:04	0.052	2.01	0.11	0.63
INLET #4_000544.LAB	3/10/2020	15:05	0.069	1.98	0.11	0.64
INLET #4_000545.LAB	3/10/2020	15:06	0.062	1.99	0.11	0.64
INLET #4_000546.LAB	3/10/2020	15:07	0.056	2.00	0.11	0.63
INLET #4_000547.LAB	3/10/2020	15:08	0.074	1.99	0.11	0.63
INLET #4_000548.LAB	3/10/2020	15:09	0.074	2.00	0.11	0.63
INLET #4_000549.LAB	3/10/2020	15:10	0.064	2.01	0.11	0.63
INLET #4_000550.LAB	3/10/2020	15:11	0.036	2.02	0.11	0.63
INLET #4_000551.LAB	3/10/2020	15:12	0.047	1.98	0.11	0.63
INLET #4_000552.LAB	3/10/2020	15:13	0.036	1.97	0.11	0.63
INLET #4_000553.LAB	3/10/2020	15:14	0.052	1.99	0.11	0.63
INLET #4_000554.LAB	3/10/2020	15:15	0.055	1.98	0.11	0.63
INLET #4_000555.LAB	3/10/2020	15:16	0.042	1.98	0.11	0.63
INLET #4_000556.LAB	3/10/2020	15:17	0.024	1.98	0.11	0.63
INLET #4_000557.LAB	3/10/2020	15:18	0.032	1.97	0.11	0.63
INLET #4_000558.LAB	3/10/2020	15:19	0.012	1.98	0.11	0.62
INLET #4_000559.LAB	3/10/2020	15:20	0.028	1.98	0.11	0.63
INLET #4_000560.LAB	3/10/2020	15:21	0.034	1.97	0.11	0.63
INLET #4_000561.LAB	3/10/2020	15:22	0.033	1.96	0.11	0.62
INLET #4_000562.LAB	3/10/2020	15:23	0.019	1.98	0.11	0.62
INLET #4_000563.LAB	3/10/2020	15:24	0.000	1.99	0.11	0.62
INLET #4_000564.LAB	3/10/2020	15:25	0.000	1.98	0.11	0.62
INLET #4_000565.LAB	3/10/2020	15:26	0.000	2.00	0.11	0.62
INLET #4_000566.LAB	3/10/2020	15:27	0.000	1.99	0.11	0.62
INLET #4_000567.LAB	3/10/2020	15:28	0.000	1.99	0.11	0.62
INLET #4_000568.LAB	3/10/2020	15:29	0.000	1.98	0.11	0.62
INLET #4_000569.LAB	3/10/2020	15:30	0.000	1.99	0.11	0.62
INLET #4_000570.LAB	3/10/2020	15:31	0.000	1.98	0.11	0.62
INLET #4_000571.LAB	3/10/2020	15:32	0.000	1.97	0.11	0.62
INLET #4_000572.LAB	3/10/2020	15:33	0.000	1.99	0.11	0.62
INLET #4_000573.LAB	3/10/2020	15:34	0.000	1.98	0.11	0.62
INLET #4_000574.LAB	3/10/2020	15:35	0.002	1.96	0.11	0.62
INLET #4_000575.LAB	3/10/2020	15:36	0.000	1.97	0.11	0.62
INLET #4_000576.LAB	3/10/2020	15:37	0.000	1.96	0.11	0.62
INLET #4_000577.LAB	3/10/2020	15:38	0.006	1.96	0.11	0.62
INLET #4_000578.LAB	3/10/2020	15:39	0.000	1.98	0.11	0.62
INLET #4_000579.LAB	3/10/2020	15:40	0.000	1.97	0.11	0.62
INLET #4_000580.LAB	3/10/2020	15:41	0.000	1.96	0.11	0.62
INLET #4_000581.LAB	3/10/2020	15:42	0.000	1.98	0.11	0.62
INLET #4_000582.LAB	3/10/2020	15:43	0.000	1.99	0.11	0.62
INLET #4_000583.LAB	3/10/2020	15:44	0.000	1.98	0.11	0.62
INLET #4_000584.LAB	3/10/2020	15:45	0.000	1.96	0.11	0.62
INLET #4_000585.LAB	3/10/2020	15:46	0.000	1.97	0.11	0.62
INLET #4_000586.LAB	3/10/2020	15:47	0.000	1.96	0.11	0.62
INLET #4_000587.LAB	3/10/2020	15:48	0.000	1.96	0.11	0.62
INLET #4_000588.LAB	3/10/2020	15:49	0.000	1.97	0.11	0.62
INLET #4_000589.LAB	3/10/2020	15:50	0.000	1.97	0.11	0.62
INLET #4_000590.LAB	3/10/2020	15:51	0.000	1.97	0.11	0.62
INLET #4_000591.LAB	3/10/2020	15:52	0.000	1.97	0.11	0.62
INLET #4_000592.LAB	3/10/2020	15:53	0.000	1.99	0.11	0.62
INLET #4_000593.LAB	3/10/2020	15:54	0.000	1.96	0.11	0.62
INLET #4_000594.LAB	3/10/2020	15:55	0.000	1.99	0.11	0.62
INLET #4_000595.LAB	3/10/2020	15:56	0.000	1.97	0.11	0.62
INLET #4_000596.LAB	3/10/2020	15:57	0.000	1.99	0.11	0.62
INLET #4_000597.LAB	3/10/2020	15:58	0.000	1.99	0.11	0.62
INLET #4_000598.LAB	3/10/2020	15:59	0.000	1.97	0.11	0.62
INLET #4_000599.LAB	3/10/2020	16:00	0.000	1.98	0.11	0.62
INLET #4_000600.LAB	3/10/2020	16:01	0.000	1.99	0.11	0.62
INLET #4_000601.LAB	3/10/2020	16:02	0.000	2.00	0.11	0.62
INLET #4_000602.LAB	3/10/2020	16:03	0.000	1.99	0.11	0.62
INLET #4_000603.LAB	3/10/2020	16:04	0.000	2.00	0.11	0.62
INLET #4_000604.LAB	3/10/2020	16:05	0.000	1.98	0.11	0.62
INLET #4_000605.LAB	3/10/2020	16:06	0.000	1.99	0.11	0.62
INLET #4_000606.LAB	3/10/2020	16:07	0.000	1.98	0.11	0.62
INLET #4_000607.LAB	3/10/2020	16:08	0.000	2.01	0.11	0.62
INLET #4_000608.LAB	3/10/2020	16:09	0.000	1.99	0.11	0.62
INLET #4_000609.LAB	3/10/2020	16:10	0.030	1.99	0.11	0.62
INLET #4_000610.LAB	3/10/2020	16:11	0.028	1.98	0.11	0.62
INLET #4_000611.LAB	3/10/2020	16:12	0.029	1.99	0.11	0.62
INLET #4_000812.LAB	3/10/2020	16:13	0.034	2.00	0.11	0.62
INLET #4_000613.LAB	3/10/2020	16:14	0.018	1.99	0.11	0.62
INLET #4_000614.LAB	3/10/2020	16:15	0.003	1.99	0.11	0.62
INLET #4_000615.LAB	3/10/2020	16:16	0.025	1.99	0.11	0.62

FTIR Field Data

Company: Medline
Location: Waukegan, IL
Source: Inlet #4
Date: 3/10/2020
Run: 1
Time: 08:21-18:34

Spectrum	Date	Time	Ethylene Oxide ppmv wb	Methane ppmv wb	CO2 % vol wb	Water % vol
INLET #4_000616.LAB	3/10/2020	16:17	0.018	2.00	0.11	0.62
INLET #4_000617.LAB	3/10/2020	16:18	0.013	2.00	0.11	0.62
INLET #4_000618.LAB	3/10/2020	16:19	0.000	2.00	0.11	0.62
INLET #4_000619.LAB	3/10/2020	16:20	0.003	2.00	0.11	0.61
INLET #4_000620.LAB	3/10/2020	16:21	0.000	1.99	0.11	0.62
INLET #4_000621.LAB	3/10/2020	16:22	0.005	2.03	0.11	0.62
INLET #4_000622.LAB	3/10/2020	16:23	0.000	2.00	0.11	0.62
INLET #4_000623.LAB	3/10/2020	16:24	0.011	2.00	0.11	0.62
INLET #4_000624.LAB	3/10/2020	16:25	0.013	2.02	0.11	0.62
INLET #4_000625.LAB	3/10/2020	16:26	0.013	2.01	0.11	0.62
INLET #4_000626.LAB	3/10/2020	16:27	0.014	2.00	0.11	0.62
INLET #4_000627.LAB	3/10/2020	16:28	0.017	2.00	0.11	0.62
INLET #4_000628.LAB	3/10/2020	16:29	0.014	1.98	0.11	0.62
INLET #4_000629.LAB	3/10/2020	16:30	0.000	2.00	0.11	0.62
INLET #4_000630.LAB	3/10/2020	16:31	0.000	1.99	0.11	0.62
INLET #4_000631.LAB	3/10/2020	16:32	0.000	2.02	0.11	0.62
INLET #4_000632.LAB	3/10/2020	16:33	0.000	2.00	0.11	0.61
INLET #4_000633.LAB	3/10/2020	16:34	0.000	1.98	0.11	0.61
INLET #4_000634.LAB	3/10/2020	16:35	0.000	1.98	0.11	0.61
INLET #4_000635.LAB	3/10/2020	16:36	0.003	1.96	0.11	0.61
INLET #4_000636.LAB	3/10/2020	16:37	0.006	1.95	0.11	0.60
INLET #4_000637.LAB	3/10/2020	16:38	0.007	1.97	0.11	0.60
INLET #4_000638.LAB	3/10/2020	16:39	0.004	1.98	0.11	0.60
INLET #4_000639.LAB	3/10/2020	16:40	0.019	1.98	0.11	0.60
INLET #4_000640.LAB	3/10/2020	16:41	0.018	2.00	0.11	0.60
INLET #4_000641.LAB	3/10/2020	16:42	0.000	2.00	0.11	0.59
INLET #4_000642.LAB	3/10/2020	16:43	0.000	2.00	0.11	0.59
INLET #4_000643.LAB	3/10/2020	16:44	0.001	1.99	0.11	0.59
INLET #4_000644.LAB	3/10/2020	16:45	0.000	2.01	0.11	0.59
INLET #4_000645.LAB	3/10/2020	16:46	0.004	2.00	0.11	0.59
INLET #4_000646.LAB	3/10/2020	16:47	0.000	1.98	0.11	0.59
INLET #4_000647.LAB	3/10/2020	16:48	0.010	1.98	0.11	0.59
INLET #4_000648.LAB	3/10/2020	16:49	0.000	1.99	0.11	0.59
INLET #4_000649.LAB	3/10/2020	16:50	0.000	1.99	0.11	0.59
INLET #4_000650.LAB	3/10/2020	16:51	0.000	1.98	0.11	0.59
INLET #4_000651.LAB	3/10/2020	16:52	0.000	1.99	0.11	0.59
INLET #4_000652.LAB	3/10/2020	16:53	0.000	1.97	0.11	0.59
INLET #4_000653.LAB	3/10/2020	16:54	0.004	1.99	0.11	0.59
INLET #4_000654.LAB	3/10/2020	16:55	0.000	1.98	0.11	0.59
INLET #4_000655.LAB	3/10/2020	16:56	0.000	1.98	0.11	0.59
INLET #4_000656.LAB	3/10/2020	16:57	0.018	1.99	0.11	0.59
INLET #4_000657.LAB	3/10/2020	16:58	0.032	1.99	0.11	0.59
INLET #4_000658.LAB	3/10/2020	16:59	0.032	1.99	0.11	0.59
INLET #4_000659.LAB	3/10/2020	17:00	0.025	2.00	0.11	0.58
INLET #4_000660.LAB	3/10/2020	17:01	0.037	1.97	0.11	0.58
INLET #4_000661.LAB	3/10/2020	17:02	0.061	2.00	0.11	0.58
INLET #4_000662.LAB	3/10/2020	17:03	0.043	1.98	0.11	0.58
INLET #4_000663.LAB	3/10/2020	17:04	0.059	1.98	0.11	0.58
INLET #4_000664.LAB	3/10/2020	17:05	0.060	1.98	0.11	0.58
INLET #4_000665.LAB	3/10/2020	17:06	0.038	1.99	0.11	0.58
INLET #4_000666.LAB	3/10/2020	17:07	0.053	1.99	0.11	0.58
INLET #4_000667.LAB	3/10/2020	17:08	0.044	1.98	0.11	0.58
INLET #4_000668.LAB	3/10/2020	17:09	0.049	2.00	0.11	0.58
INLET #4_000669.LAB	3/10/2020	17:10	0.056	1.97	0.11	0.57
INLET #4_000670.LAB	3/10/2020	17:11	0.037	1.97	0.11	0.57
INLET #4_000671.LAB	3/10/2020	17:12	0.034	1.98	0.11	0.57
INLET #4_000672.LAB	3/10/2020	17:13	0.025	1.97	0.11	0.57
INLET #4_000673.LAB	3/10/2020	17:14	0.069	1.98	0.11	0.57
INLET #4_000674.LAB	3/10/2020	17:15	0.057	1.97	0.11	0.57
INLET #4_000675.LAB	3/10/2020	17:16	0.055	1.98	0.11	0.57
INLET #4_000676.LAB	3/10/2020	17:17	0.053	1.97	0.11	0.57
INLET #4_000677.LAB	3/10/2020	17:18	0.044	2.00	0.11	0.59
INLET #4_000678.LAB	3/10/2020	17:19	0.041	2.00	0.11	0.56
INLET #4_000679.LAB	3/10/2020	17:20	0.040	1.99	0.11	0.59
INLET #4_000680.LAB	3/10/2020	17:21	0.053	2.00	0.11	0.56
INLET #4_000681.LAB	3/10/2020	17:22	0.054	2.00	0.11	0.59
INLET #4_000682.LAB	3/10/2020	17:23	0.045	2.01	0.11	0.56
INLET #4_000683.LAB	3/10/2020	17:24	0.041	2.01	0.11	0.59
INLET #4_000684.LAB	3/10/2020	17:25	0.011	2.01	0.11	0.56
INLET #4_000685.LAB	3/10/2020	17:26	0.040	2.01	0.11	0.58
INLET #4_000686.LAB	3/10/2020	17:27	0.051	2.01	0.11	0.56
INLET #4_000687.LAB	3/10/2020	17:28	0.068	2.01	0.11	0.58
INLET #4_000688.LAB	3/10/2020	17:29	0.079	2.03	0.11	0.56
INLET #4_000689.LAB	3/10/2020	17:30	0.055	2.01	0.12	0.59
INLET #4_000690.LAB	3/10/2020	17:31	0.074	2.03	0.12	0.56
INLET #4_000691.LAB	3/10/2020	17:32	0.091	2.02	0.12	0.59
INLET #4_000692.LAB	3/10/2020	17:33	0.091	2.05	0.12	0.57
INLET #4_000693.LAB	3/10/2020	17:34	0.104	2.04	0.12	0.58
INLET #4_000694.LAB	3/10/2020	17:35	0.102	2.05	0.12	0.57

FTIR Field Data

Company: Medline
Location: Waukegan, IL
Source: Inlet #4
Date: 3/10/2020
Run: 1
Time: 08:21-18:34

Spectrum	Date	Time	Ethylene Oxide ppmv wb	Methane ppmv wb	CO2 % vol wb	Water % vol
INLET #4_000695.LAB	3/10/2020	17:38	0.117	2.05	0.12	0.57
INLET #4_000696.LAB	3/10/2020	17:37	0.118	2.03	0.12	0.58
INLET #4_000697.LAB	3/10/2020	17:38	0.100	2.05	0.12	0.58
INLET #4_000698.LAB	3/10/2020	17:39	0.120	2.04	0.12	0.58
INLET #4_000699.LAB	3/10/2020	17:40	0.092	2.03	0.12	0.58
INLET #4_000700.LAB	3/10/2020	17:41	0.118	2.05	0.12	0.58
INLET #4_000701.LAB	3/10/2020	17:42	0.106	2.02	0.12	0.58
INLET #4_000702.LAB	3/10/2020	17:43	0.136	2.03	0.12	0.58
INLET #4_000703.LAB	3/10/2020	17:44	0.099	2.03	0.12	0.58
INLET #4_000704.LAB	3/10/2020	17:45	0.092	2.04	0.12	0.59
INLET #4_000705.LAB	3/10/2020	17:46	0.077	2.02	0.12	0.58
INLET #4_000706.LAB	3/10/2020	17:47	0.090	2.02	0.12	0.58
INLET #4_000707.LAB	3/10/2020	17:48	0.083	2.04	0.12	0.58
INLET #4_000708.LAB	3/10/2020	17:49	0.046	2.02	0.12	0.58
INLET #4_000709.LAB	3/10/2020	17:50	0.049	2.00	0.12	0.58
INLET #4_000710.LAB	3/10/2020	17:51	0.049	2.01	0.12	0.59
INLET #4_000711.LAB	3/10/2020	17:52	0.038	2.01	0.12	0.59
INLET #4_000712.LAB	3/10/2020	17:53	0.015	2.02	0.12	0.58
INLET #4_000713.LAB	3/10/2020	17:54	0.019	2.02	0.12	0.58
INLET #4_000714.LAB	3/10/2020	17:55	0.051	1.99	0.12	0.58
INLET #4_000715.LAB	3/10/2020	17:56	0.037	2.01	0.12	0.58
INLET #4_000716.LAB	3/10/2020	17:57	0.028	2.01	0.12	0.58
INLET #4_000717.LAB	3/10/2020	17:58	0.043	2.00	0.12	0.58
INLET #4_000718.LAB	3/10/2020	17:59	0.025	2.02	0.12	0.58
INLET #4_000719.LAB	3/10/2020	18:00	0.022	2.00	0.12	0.58
INLET #4_000720.LAB	3/10/2020	18:01	0.036	2.02	0.12	0.58
INLET #4_000721.LAB	3/10/2020	18:02	0.031	2.01	0.12	0.58
INLET #4_000722.LAB	3/10/2020	18:03	0.018	2.02	0.12	0.58
INLET #4_000723.LAB	3/10/2020	18:04	0.030	2.01	0.12	0.58
INLET #4_000724.LAB	3/10/2020	18:05	0.027	2.01	0.12	0.58
INLET #4_000725.LAB	3/10/2020	18:06	0.002	2.01	0.12	0.57
INLET #4_000726.LAB	3/10/2020	18:07	0.007	2.01	0.12	0.57
INLET #4_000727.LAB	3/10/2020	18:08	0.017	2.00	0.12	0.57
INLET #4_000728.LAB	3/10/2020	18:09	0.004	2.01	0.12	0.57
INLET #4_000729.LAB	3/10/2020	18:10	0.011	2.00	0.12	0.57
INLET #4_000730.LAB	3/10/2020	18:11	0.009	2.01	0.12	0.57
INLET #4_000731.LAB	3/10/2020	18:12	0.000	2.01	0.12	0.59
INLET #4_000732.LAB	3/10/2020	18:13	0.000	2.01	0.12	0.57
INLET #4_000733.LAB	3/10/2020	18:14	0.007	2.00	0.12	0.59
INLET #4_000734.LAB	3/10/2020	18:15	0.010	1.99	0.12	0.57
INLET #4_000735.LAB	3/10/2020	18:16	0.017	2.00	0.12	0.59
INLET #4_000736.LAB	3/10/2020	18:17	0.021	1.98	0.12	0.56
INLET #4_000737.LAB	3/10/2020	18:18	0.016	2.00	0.12	0.58
INLET #4_000738.LAB	3/10/2020	18:19	0.009	1.98	0.12	0.56
INLET #4_000739.LAB	3/10/2020	18:20	0.010	2.01	0.12	0.58
INLET #4_000740.LAB	3/10/2020	18:21	0.000	2.00	0.12	0.56
INLET #4_000741.LAB	3/10/2020	18:22	0.006	2.01	0.12	0.58
INLET #4_000742.LAB	3/10/2020	18:23	0.011	2.02	0.12	0.56
INLET #4_000743.LAB	3/10/2020	18:24	0.024	2.00	0.12	0.58
INLET #4_000744.LAB	3/10/2020	18:25	0.000	2.03	0.12	0.55
INLET #4_000745.LAB	3/10/2020	18:26	0.000	2.02	0.12	0.58
INLET #4_000746.LAB	3/10/2020	18:27	0.014	2.03	0.12	0.55
INLET #4_000747.LAB	3/10/2020	18:28	0.014	2.02	0.12	0.57
INLET #4_000748.LAB	3/10/2020	18:29	0.007	2.03	0.12	0.55
INLET #4_000749.LAB	3/10/2020	18:30	0.047	2.02	0.12	0.57
INLET #4_000750.LAB	3/10/2020	18:31	0.024	2.04	0.12	0.55
INLET #4_000751.LAB	3/10/2020	18:32	0.054	2.05	0.12	0.57
INLET #4_000752.LAB	3/10/2020	18:33	0.055	2.06	0.12	0.55

	Average			
Average/MDL Values	0.043	2.00	0.11	0.56

FTIR Field Data

Company: Medline
Location: Waukegan, IL
Source: Inlet #4
Date: 3/11/2020
Run: 2
Time: 8:35-18:30

Spectrum	Date	Time	Ethylene Oxide ppmv wb	Methane ppmv wb	CO2 % vol wb	Water % vol
INLET #4_001160.LAB	3/11/2020	8:35	0.037	2.15	0.12	0.81
INLET #4_001161.LAB	3/11/2020	8:36	0.015	2.16	0.12	0.81
INLET #4_001162.LAB	3/11/2020	8:37	0.005	2.18	0.12	0.81
INLET #4_001163.LAB	3/11/2020	8:38	0.021	2.14	0.12	0.81
INLET #4_001164.LAB	3/11/2020	8:39	0.072	2.17	0.12	0.81
INLET #4_001165.LAB	3/11/2020	8:40	0.065	2.17	0.12	0.81
INLET #4_001166.LAB	3/11/2020	8:41	0.081	2.16	0.12	0.81
INLET #4_001167.LAB	3/11/2020	8:42	0.036	2.17	0.12	0.81
INLET #4_001168.LAB	3/11/2020	8:43	0.020	2.16	0.12	0.81
INLET #4_001169.LAB	3/11/2020	8:44	0.036	2.17	0.12	0.82
INLET #4_001170.LAB	3/11/2020	8:45	0.038	2.16	0.12	0.82
INLET #4_001171.LAB	3/11/2020	8:46	0.035	2.18	0.12	0.82
INLET #4_001172.LAB	3/11/2020	8:47	0.031	2.17	0.12	0.82
INLET #4_001173.LAB	3/11/2020	8:48	0.039	2.16	0.12	0.82
INLET #4_001174.LAB	3/11/2020	8:49	0.042	2.16	0.12	0.82
INLET #4_001175.LAB	3/11/2020	8:50	0.038	2.19	0.12	0.83
INLET #4_001176.LAB	3/11/2020	8:51	0.034	2.17	0.12	0.82
INLET #4_001177.LAB	3/11/2020	8:52	0.054	2.15	0.12	0.83
INLET #4_001178.LAB	3/11/2020	8:53	0.031	2.14	0.12	0.83
INLET #4_001179.LAB	3/11/2020	8:54	0.034	2.13	0.12	0.83
INLET #4_001180.LAB	3/11/2020	8:55	0.059	2.14	0.12	0.83
INLET #4_001181.LAB	3/11/2020	8:56	0.059	2.12	0.12	0.83
INLET #4_001182.LAB	3/11/2020	8:57	0.051	2.14	0.12	0.83
INLET #4_001183.LAB	3/11/2020	8:58	0.047	2.12	0.12	0.83
INLET #4_001184.LAB	3/11/2020	8:59	0.047	2.14	0.12	0.84
INLET #4_001185.LAB	3/11/2020	9:00	0.057	2.13	0.12	0.84
INLET #4_001186.LAB	3/11/2020	9:01	0.062	2.14	0.12	0.84
INLET #4_001187.LAB	3/11/2020	9:02	0.041	2.13	0.12	0.84
INLET #4_001188.LAB	3/11/2020	9:03	0.018	2.15	0.12	0.84
INLET #4_001189.LAB	3/11/2020	9:04	0.023	2.14	0.11	0.85
INLET #4_001190.LAB	3/11/2020	9:05	0.032	2.14	0.12	0.85
INLET #4_001191.LAB	3/11/2020	9:06	0.012	2.13	0.12	0.85
INLET #4_001192.LAB	3/11/2020	9:07	0.015	2.14	0.12	0.85
INLET #4_001193.LAB	3/11/2020	9:08	0.051	2.14	0.11	0.85
INLET #4_001194.LAB	3/11/2020	9:09	0.042	2.15	0.11	0.85
INLET #4_001195.LAB	3/11/2020	9:10	0.051	2.13	0.11	0.85
INLET #4_001196.LAB	3/11/2020	9:11	0.044	2.13	0.11	0.85
INLET #4_001197.LAB	3/11/2020	9:12	0.044	2.14	0.11	0.85
INLET #4_001198.LAB	3/11/2020	9:13	0.043	2.12	0.11	0.85
INLET #4_001199.LAB	3/11/2020	9:14	0.041	2.12	0.11	0.85
INLET #4_001200.LAB	3/11/2020	9:15	0.041	2.14	0.11	0.85
INLET #4_001201.LAB	3/11/2020	9:16	0.051	2.12	0.11	0.85
INLET #4_001202.LAB	3/11/2020	9:17	0.061	2.10	0.11	0.85
INLET #4_001203.LAB	3/11/2020	9:18	0.042	2.13	0.11	0.85
INLET #4_001204.LAB	3/11/2020	9:19	0.050	2.12	0.11	0.85
INLET #4_001205.LAB	3/11/2020	9:20	0.066	2.12	0.11	0.85
INLET #4_001206.LAB	3/11/2020	9:21	0.067	2.12	0.11	0.85
INLET #4_001207.LAB	3/11/2020	9:22	0.058	2.14	0.11	0.85
INLET #4_001208.LAB	3/11/2020	9:23	0.063	2.12	0.11	0.85
INLET #4_001209.LAB	3/11/2020	9:24	0.057	2.11	0.11	0.85
INLET #4_001210.LAB	3/11/2020	9:25	0.061	2.12	0.11	0.85
INLET #4_001211.LAB	3/11/2020	9:26	0.058	2.11	0.11	0.85
INLET #4_001212.LAB	3/11/2020	9:27	0.054	2.12	0.11	0.85
INLET #4_001213.LAB	3/11/2020	9:28	0.053	2.12	0.11	0.85
INLET #4_001214.LAB	3/11/2020	9:29	0.051	2.12	0.11	0.85
INLET #4_001215.LAB	3/11/2020	9:30	0.042	2.13	0.11	0.85
INLET #4_001216.LAB	3/11/2020	9:31	0.053	2.11	0.11	0.85
INLET #4_001217.LAB	3/11/2020	9:32	0.056	2.12	0.11	0.85
INLET #4_001218.LAB	3/11/2020	9:33	0.055	2.11	0.11	0.85
INLET #4_001219.LAB	3/11/2020	9:34	0.062	2.11	0.11	0.85
INLET #4_001220.LAB	3/11/2020	9:35	0.033	2.11	0.11	0.84
INLET #4_001221.LAB	3/11/2020	9:36	0.015	2.13	0.11	0.85
INLET #4_001222.LAB	3/11/2020	9:37	0.012	2.12	0.11	0.85
INLET #4_001223.LAB	3/11/2020	9:38	0.020	2.11	0.11	0.85
INLET #4_001224.LAB	3/11/2020	9:39	0.003	2.12	0.11	0.85
INLET #4_001225.LAB	3/11/2020	9:40	0.016	2.11	0.11	0.85
INLET #4_001226.LAB	3/11/2020	9:41	0.003	2.11	0.11	0.85
INLET #4_001227.LAB	3/11/2020	9:42	0.029	2.11	0.11	0.85
INLET #4_001228.LAB	3/11/2020	9:43	0.005	2.12	0.11	0.85
INLET #4_001229.LAB	3/11/2020	9:44	0.017	2.10	0.11	0.85
INLET #4_001230.LAB	3/11/2020	9:45	0.027	2.11	0.11	0.85
INLET #4_001231.LAB	3/11/2020	9:46	0.030	2.10	0.11	0.86
INLET #4_001232.LAB	3/11/2020	9:47	0.055	2.10	0.11	0.86
INLET #4_001233.LAB	3/11/2020	9:48	0.066	2.10	0.11	0.86
INLET #4_001234.LAB	3/11/2020	9:49	0.063	2.10	0.11	0.86
INLET #4_001235.LAB	3/11/2020	9:50	0.069	2.09	0.11	0.86
INLET #4_001236.LAB	3/11/2020	9:51	0.052	2.08	0.11	0.86
INLET #4_001237.LAB	3/11/2020	9:52	0.049	2.08	0.11	0.87
INLET #4_001238.LAB	3/11/2020	9:53	0.051	2.10	0.11	0.87

FTIR Field Data

Company: Medline
Location: Waukegan, IL
Source: Inlet #4
Date: 3/11/2020
Run: 2
Time: 8:35-18:30

Spectrum	Date	Time	Ethylene Oxide ppmv wb	Methane ppmv wb	CO2 % vol wb	Water % vol
INLET #4_001239.LAB	3/11/2020	9:54	0.058	2.10	0.11	0.87
INLET #4_001240.LAB	3/11/2020	9:55	0.040	2.09	0.11	0.87
INLET #4_001241.LAB	3/11/2020	9:56	0.052	2.08	0.11	0.88
INLET #4_001242.LAB	3/11/2020	9:57	0.067	2.08	0.11	0.87
INLET #4_001243.LAB	3/11/2020	9:58	0.057	2.09	0.11	0.87
INLET #4_001244.LAB	3/11/2020	9:59	0.053	2.08	0.11	0.87
INLET #4_001245.LAB	3/11/2020	10:00	0.047	2.09	0.11	0.87
INLET #4_001246.LAB	3/11/2020	10:01	0.047	2.07	0.11	0.87
INLET #4_001247.LAB	3/11/2020	10:02	0.061	2.09	0.11	0.87
INLET #4_001248.LAB	3/11/2020	10:03	0.060	2.08	0.11	0.87
INLET #4_001249.LAB	3/11/2020	10:04	0.079	2.06	0.11	0.87
INLET #4_001250.LAB	3/11/2020	10:05	0.075	2.07	0.11	0.87
INLET #4_001251.LAB	3/11/2020	10:06	0.076	2.06	0.11	0.87
INLET #4_001252.LAB	3/11/2020	10:07	0.057	2.06	0.11	0.86
INLET #4_001253.LAB	3/11/2020	10:08	0.041	2.03	0.11	0.86
INLET #4_001254.LAB	3/11/2020	10:09	0.045	2.07	0.11	0.85
INLET #4_001255.LAB	3/11/2020	10:10	0.043	2.08	0.11	0.85
INLET #4_001256.LAB	3/11/2020	10:11	0.041	2.09	0.11	0.85
INLET #4_001257.LAB	3/11/2020	10:12	0.022	2.09	0.11	0.85
INLET #4_001258.LAB	3/11/2020	10:13	0.096	2.11	0.11	0.85
INLET #4_001259.LAB	3/11/2020	10:14	0.102	2.09	0.11	0.84
INLET #4_001260.LAB	3/11/2020	10:15	0.117	2.11	0.11	0.84
INLET #4_001261.LAB	3/11/2020	10:16	0.154	2.11	0.11	0.84
INLET #4_001262.LAB	3/11/2020	10:17	0.189	2.11	0.11	0.84
INLET #4_001263.LAB	3/11/2020	10:18	0.180	2.10	0.11	0.84
INLET #4_001264.LAB	3/11/2020	10:19	0.206	2.11	0.11	0.84
INLET #4_001265.LAB	3/11/2020	10:20	0.181	2.12	0.11	0.83
INLET #4_001266.LAB	3/11/2020	10:21	0.164	2.12	0.11	0.83
INLET #4_001267.LAB	3/11/2020	10:22	0.162	2.10	0.11	0.83
INLET #4_001268.LAB	3/11/2020	10:23	0.168	2.11	0.11	0.83
INLET #4_001269.LAB	3/11/2020	10:24	0.135	2.09	0.11	0.83
INLET #4_001270.LAB	3/11/2020	10:25	0.115	2.08	0.11	0.83
INLET #4_001271.LAB	3/11/2020	10:26	0.101	2.09	0.11	0.83
INLET #4_001272.LAB	3/11/2020	10:27	0.090	2.06	0.11	0.82
INLET #4_001273.LAB	3/11/2020	10:28	0.091	2.05	0.11	0.82
INLET #4_001274.LAB	3/11/2020	10:29	0.085	2.05	0.11	0.82
INLET #4_001275.LAB	3/11/2020	10:30	0.069	2.06	0.11	0.82
INLET #4_001276.LAB	3/11/2020	10:31	0.095	2.04	0.11	0.82
INLET #4_001277.LAB	3/11/2020	10:32	0.056	2.06	0.11	0.82
INLET #4_001278.LAB	3/11/2020	10:33	0.006	2.05	0.11	0.82
INLET #4_001279.LAB	3/11/2020	10:34	0.000	2.04	0.11	0.81
INLET #4_001280.LAB	3/11/2020	10:35	0.000	2.07	0.11	0.81
INLET #4_001281.LAB	3/11/2020	10:36	0.013	2.05	0.11	0.81
INLET #4_001282.LAB	3/11/2020	10:37	0.022	2.04	0.11	0.81
INLET #4_001283.LAB	3/11/2020	10:38	0.047	2.05	0.11	0.81
INLET #4_001284.LAB	3/11/2020	10:39	0.081	2.05	0.11	0.81
INLET #4_001285.LAB	3/11/2020	10:40	0.072	2.04	0.11	0.81
INLET #4_001286.LAB	3/11/2020	10:41	0.095	2.06	0.11	0.81
INLET #4_001287.LAB	3/11/2020	10:42	0.150	2.07	0.11	0.81
INLET #4_001288.LAB	3/11/2020	10:43	0.077	2.08	0.11	0.82
INLET #4_001289.LAB	3/11/2020	10:44	0.130	2.08	0.11	0.81
INLET #4_001290.LAB	3/11/2020	10:45	0.201	2.10	0.11	0.81
INLET #4_001291.LAB	3/11/2020	10:46	0.175	2.11	0.11	0.82
INLET #4_001292.LAB	3/11/2020	10:47	0.207	2.12	0.11	0.82
INLET #4_001293.LAB	3/11/2020	10:48	0.187	2.09	0.11	0.82
INLET #4_001294.LAB	3/11/2020	10:49	0.182	2.07	0.11	0.82
INLET #4_001295.LAB	3/11/2020	10:50	0.159	2.05	0.11	0.82
INLET #4_001296.LAB	3/11/2020	10:51	0.160	2.04	0.11	0.83
INLET #4_001297.LAB	3/11/2020	10:52	0.136	2.04	0.11	0.83
INLET #4_001298.LAB	3/11/2020	10:53	0.140	2.06	0.11	0.83
INLET #4_001299.LAB	3/11/2020	10:54	0.092	2.06	0.11	0.84
INLET #4_001300.LAB	3/11/2020	10:55	0.102	2.04	0.11	0.84
INLET #4_001301.LAB	3/11/2020	10:56	0.085	2.05	0.11	0.84
INLET #4_001302.LAB	3/11/2020	10:57	0.097	2.05	0.11	0.84
INLET #4_001303.LAB	3/11/2020	10:58	0.077	2.04	0.11	0.84
INLET #4_001304.LAB	3/11/2020	10:59	0.065	2.08	0.11	0.84
INLET #4_001305.LAB	3/11/2020	11:00	0.086	2.05	0.11	0.84
INLET #4_001306.LAB	3/11/2020	11:01	0.071	2.06	0.11	0.84
INLET #4_001307.LAB	3/11/2020	11:02	0.195	2.09	0.11	0.84
INLET #4_001308.LAB	3/11/2020	11:03	0.170	2.07	0.11	0.83
INLET #4_001309.LAB	3/11/2020	11:04	0.198	2.09	0.11	0.84
INLET #4_001310.LAB	3/11/2020	11:05	0.258	2.11	0.11	0.83
INLET #4_001311.LAB	3/11/2020	11:06	0.247	2.09	0.11	0.83
INLET #4_001312.LAB	3/11/2020	11:07	0.246	2.07	0.11	0.83
INLET #4_001313.LAB	3/11/2020	11:08	0.239	2.09	0.11	0.83
INLET #4_001314.LAB	3/11/2020	11:09	0.255	2.10	0.11	0.83
INLET #4_001315.LAB	3/11/2020	11:10	0.225	2.08	0.11	0.83
INLET #4_001316.LAB	3/11/2020	11:11	0.194	2.06	0.11	0.83
INLET #4_001317.LAB	3/11/2020	11:12	0.175	2.05	0.11	0.83

FTIR Field Data

Company: Medline
Location: Waukegan, IL
Source: Inlet #4
Date: 3/11/2020
Run: 2
Time: 8:35-18:30

Spectrum	Date	Time	Ethylene Oxide ppmv wb	Methane ppmv wb	CO2 % vol wb	Water % vol
INLET #4_001318.LAB	3/11/2020	11:13	0.126	2.05	0.11	0.83
INLET #4_001319.LAB	3/11/2020	11:14	0.149	2.04	0.11	0.83
INLET #4_001320.LAB	3/11/2020	11:15	0.117	2.03	0.11	0.83
INLET #4_001321.LAB	3/11/2020	11:16	0.102	2.03	0.11	0.84
INLET #4_001322.LAB	3/11/2020	11:17	0.078	2.03	0.11	0.84
INLET #4_001323.LAB	3/11/2020	11:18	0.095	2.02	0.11	0.84
INLET #4_001324.LAB	3/11/2020	11:19	0.081	2.02	0.11	0.84
INLET #4_001325.LAB	3/11/2020	11:20	0.071	2.02	0.11	0.84
INLET #4_001326.LAB	3/11/2020	11:21	0.061	2.01	0.11	0.84
INLET #4_001327.LAB	3/11/2020	11:22	0.075	2.03	0.11	0.84
INLET #4_001328.LAB	3/11/2020	11:23	0.073	2.01	0.11	0.83
INLET #4_001329.LAB	3/11/2020	11:24	0.083	2.00	0.11	0.83
INLET #4_001330.LAB	3/11/2020	11:25	0.079	2.02	0.11	0.83
INLET #4_001331.LAB	3/11/2020	11:26	0.064	2.01	0.11	0.83
INLET #4_001332.LAB	3/11/2020	11:27	0.074	2.00	0.11	0.83
INLET #4_001333.LAB	3/11/2020	11:28	0.075	1.99	0.11	0.83
INLET #4_001334.LAB	3/11/2020	11:29	0.060	2.02	0.11	0.83
INLET #4_001335.LAB	3/11/2020	11:30	0.062	2.01	0.11	0.84
INLET #4_001336.LAB	3/11/2020	11:31	0.054	2.01	0.11	0.83
INLET #4_001337.LAB	3/11/2020	11:32	0.044	2.01	0.11	0.83
INLET #4_001338.LAB	3/11/2020	11:33	0.039	2.00	0.11	0.83
INLET #4_001339.LAB	3/11/2020	11:34	0.053	2.01	0.11	0.83
INLET #4_001340.LAB	3/11/2020	11:35	0.066	2.00	0.11	0.83
INLET #4_001341.LAB	3/11/2020	11:36	0.060	2.01	0.11	0.83
INLET #4_001342.LAB	3/11/2020	11:37	0.061	2.01	0.11	0.83
INLET #4_001343.LAB	3/11/2020	11:38	0.059	2.01	0.11	0.83
INLET #4_001344.LAB	3/11/2020	11:39	0.062	2.02	0.11	0.83
INLET #4_001345.LAB	3/11/2020	11:40	0.065	2.01	0.11	0.83
INLET #4_001346.LAB	3/11/2020	11:41	0.058	2.01	0.11	0.83
INLET #4_001347.LAB	3/11/2020	11:42	0.041	2.00	0.11	0.83
INLET #4_001348.LAB	3/11/2020	11:43	0.033	2.01	0.11	0.83
INLET #4_001349.LAB	3/11/2020	11:44	0.054	2.01	0.11	0.83
INLET #4_001350.LAB	3/11/2020	11:45	0.030	2.00	0.11	0.83
INLET #4_001351.LAB	3/11/2020	11:46	0.056	2.02	0.11	0.83
INLET #4_001352.LAB	3/11/2020	11:47	0.043	2.00	0.11	0.83
INLET #4_001353.LAB	3/11/2020	11:48	0.043	2.01	0.11	0.83
INLET #4_001354.LAB	3/11/2020	11:49	0.040	1.99	0.11	0.83
INLET #4_001355.LAB	3/11/2020	11:50	0.056	1.99	0.11	0.83
INLET #4_001356.LAB	3/11/2020	11:51	0.046	2.00	0.11	0.83
INLET #4_001357.LAB	3/11/2020	11:52	0.029	2.01	0.11	0.83
INLET #4_001358.LAB	3/11/2020	11:53	0.027	2.00	0.11	0.83
INLET #4_001359.LAB	3/11/2020	11:55	0.045	2.01	0.11	0.83
INLET #4_001360.LAB	3/11/2020	11:56	0.045	2.01	0.11	0.84
INLET #4_001361.LAB	3/11/2020	11:57	0.046	2.00	0.11	0.84
INLET #4_001362.LAB	3/11/2020	11:58	0.056	1.98	0.10	0.84
INLET #4_001363.LAB	3/11/2020	11:59	0.059	1.98	0.10	0.85
INLET #4_001364.LAB	3/11/2020	12:00	0.051	2.00	0.10	0.85
INLET #4_001365.LAB	3/11/2020	12:01	0.051	1.99	0.10	0.86
INLET #4_001366.LAB	3/11/2020	12:02	0.054	1.97	0.10	0.86
INLET #4_001367.LAB	3/11/2020	12:03	0.052	1.96	0.10	0.86
INLET #4_001368.LAB	3/11/2020	12:04	0.040	1.95	0.10	0.87
INLET #4_001369.LAB	3/11/2020	12:05	0.053	1.96	0.10	0.87
INLET #4_001370.LAB	3/11/2020	12:06	0.048	1.97	0.10	0.87
INLET #4_001371.LAB	3/11/2020	12:07	0.048	1.95	0.10	0.87
INLET #4_001372.LAB	3/11/2020	12:08	0.046	1.97	0.10	0.87
INLET #4_001373.LAB	3/11/2020	12:09	0.065	1.98	0.10	0.86
INLET #4_001374.LAB	3/11/2020	12:10	0.068	1.97	0.10	0.86
INLET #4_001375.LAB	3/11/2020	12:11	0.064	1.98	0.10	0.87
INLET #4_001376.LAB	3/11/2020	12:12	0.051	1.98	0.10	0.87
INLET #4_001377.LAB	3/11/2020	12:13	0.042	1.98	0.10	0.87
INLET #4_001378.LAB	3/11/2020	12:14	0.031	1.98	0.10	0.87
INLET #4_001379.LAB	3/11/2020	12:15	0.044	1.98	0.10	0.87
INLET #4_001380.LAB	3/11/2020	12:16	0.048	1.99	0.10	0.86
INLET #4_001381.LAB	3/11/2020	12:17	0.048	1.98	0.10	0.86
INLET #4_001382.LAB	3/11/2020	12:18	0.043	1.97	0.10	0.86
INLET #4_001383.LAB	3/11/2020	12:19	0.035	1.97	0.10	0.85
INLET #4_001384.LAB	3/11/2020	12:20	0.045	1.99	0.10	0.85
INLET #4_001385.LAB	3/11/2020	12:21	0.030	1.98	0.10	0.85
INLET #4_001386.LAB	3/11/2020	12:22	0.031	1.98	0.10	0.85
INLET #4_001387.LAB	3/11/2020	12:23	0.042	1.99	0.10	0.85
INLET #4_001388.LAB	3/11/2020	12:24	0.042	1.98	0.10	0.85
INLET #4_001389.LAB	3/11/2020	12:25	0.025	2.00	0.10	0.85
INLET #4_001390.LAB	3/11/2020	12:26	0.027	1.99	0.10	0.84
INLET #4_001391.LAB	3/11/2020	12:27	0.052	1.98	0.10	0.83
INLET #4_001392.LAB	3/11/2020	12:28	0.033	1.98	0.10	0.83
INLET #4_001393.LAB	3/11/2020	12:29	0.027	1.98	0.10	0.82
INLET #4_001394.LAB	3/11/2020	12:30	0.033	1.98	0.10	0.83
INLET #4_001395.LAB	3/11/2020	12:31	0.024	1.98	0.10	0.83
INLET #4_001396.LAB	3/11/2020	12:32	0.020	1.98	0.10	0.82

FTIR Field Data

Company: Medline
Location: Waukegan, IL
Source: Inlet #4
Date: 3/11/2020
Run: 2
Time: 8:35-18:30

Spectrum	Date	Time	Ethylene Oxide ppmv wb	Methane ppmv wb	CO2 % vol wb	Water % vol
INLET #4_001397.LAB	3/11/2020	12:33	0.017	1.98	0.10	0.82
INLET #4_001398.LAB	3/11/2020	12:34	0.027	1.98	0.10	0.82
INLET #4_001399.LAB	3/11/2020	12:35	0.016	1.98	0.10	0.82
INLET #4_001400.LAB	3/11/2020	12:36	0.025	1.98	0.10	0.82
INLET #4_001401.LAB	3/11/2020	12:37	0.031	2.00	0.10	0.82
INLET #4_001402.LAB	3/11/2020	12:38	0.026	2.00	0.10	0.82
INLET #4_001403.LAB	3/11/2020	12:39	0.022	2.00	0.10	0.82
INLET #4_001404.LAB	3/11/2020	12:40	0.011	1.99	0.10	0.82
INLET #4_001405.LAB	3/11/2020	12:41	0.018	1.98	0.10	0.82
INLET #4_001406.LAB	3/11/2020	12:42	0.039	1.99	0.10	0.81
INLET #4_001407.LAB	3/11/2020	12:43	0.029	2.01	0.10	0.81
INLET #4_001408.LAB	3/11/2020	12:44	0.026	1.98	0.10	0.81
INLET #4_001409.LAB	3/11/2020	12:45	0.007	1.99	0.10	0.81
INLET #4_001410.LAB	3/11/2020	12:46	0.027	2.01	0.10	0.81
INLET #4_001411.LAB	3/11/2020	12:47	0.029	1.98	0.10	0.81
INLET #4_001412.LAB	3/11/2020	12:48	0.033	1.99	0.10	0.81
INLET #4_001413.LAB	3/11/2020	12:49	0.029	2.00	0.10	0.82
INLET #4_001414.LAB	3/11/2020	12:50	0.015	2.00	0.10	0.82
INLET #4_001415.LAB	3/11/2020	12:51	0.023	1.99	0.10	0.81
INLET #4_001416.LAB	3/11/2020	12:52	0.021	1.98	0.10	0.81
INLET #4_001417.LAB	3/11/2020	12:53	0.029	2.00	0.10	0.82
INLET #4_001418.LAB	3/11/2020	12:54	0.017	1.98	0.10	0.81
INLET #4_001419.LAB	3/11/2020	12:55	0.027	1.95	0.10	0.81
INLET #4_001420.LAB	3/11/2020	12:56	0.021	1.98	0.10	0.82
INLET #4_001421.LAB	3/11/2020	12:57	0.012	1.98	0.10	0.81
INLET #4_001422.LAB	3/11/2020	12:58	0.036	1.97	0.10	0.82
INLET #4_001423.LAB	3/11/2020	12:59	0.031	2.00	0.10	0.82
INLET #4_001424.LAB	3/11/2020	13:00	0.007	1.99	0.10	0.82
INLET #4_001425.LAB	3/11/2020	13:01	0.032	2.00	0.10	0.82
INLET #4_001426.LAB	3/11/2020	13:02	0.023	1.98	0.10	0.82
INLET #4_001427.LAB	3/11/2020	13:03	0.023	1.98	0.10	0.82
INLET #4_001428.LAB	3/11/2020	13:04	0.006	1.96	0.10	0.82
INLET #4_001429.LAB	3/11/2020	13:05	0.020	1.97	0.10	0.82
INLET #4_001430.LAB	3/11/2020	13:06	0.012	1.96	0.10	0.82
INLET #4_001431.LAB	3/11/2020	13:07	0.018	2.00	0.10	0.82
INLET #4_001432.LAB	3/11/2020	13:08	0.015	1.97	0.10	0.82
INLET #4_001433.LAB	3/11/2020	13:09	0.001	1.98	0.10	0.82
INLET #4_001434.LAB	3/11/2020	13:10	0.000	1.98	0.10	0.82
INLET #4_001435.LAB	3/11/2020	13:11	0.010	1.96	0.10	0.82
INLET #4_001436.LAB	3/11/2020	13:12	0.011	1.97	0.10	0.82
INLET #4_001437.LAB	3/11/2020	13:13	0.009	1.99	0.10	0.83
INLET #4_001438.LAB	3/11/2020	13:14	0.017	1.97	0.10	0.82
INLET #4_001439.LAB	3/11/2020	13:15	0.006	1.99	0.10	0.82
INLET #4_001440.LAB	3/11/2020	13:16	0.030	1.97	0.10	0.82
INLET #4_001441.LAB	3/11/2020	13:17	0.040	1.97	0.10	0.82
INLET #4_001442.LAB	3/11/2020	13:18	0.041	1.96	0.10	0.82
INLET #4_001443.LAB	3/11/2020	13:19	0.028	1.98	0.10	0.82
INLET #4_001444.LAB	3/11/2020	13:20	0.044	1.99	0.10	0.82
INLET #4_001445.LAB	3/11/2020	13:21	0.032	1.98	0.10	0.82
INLET #4_001446.LAB	3/11/2020	13:22	0.023	1.99	0.10	0.82
INLET #4_001447.LAB	3/11/2020	13:23	0.056	1.98	0.10	0.82
INLET #4_001448.LAB	3/11/2020	13:24	0.030	1.97	0.10	0.82
INLET #4_001449.LAB	3/11/2020	13:25	0.028	1.97	0.10	0.82
INLET #4_001450.LAB	3/11/2020	13:26	0.035	1.98	0.10	0.82
INLET #4_001451.LAB	3/11/2020	13:27	0.055	1.97	0.10	0.82
INLET #4_001452.LAB	3/11/2020	13:28	0.041	1.98	0.10	0.82
INLET #4_001453.LAB	3/11/2020	13:29	0.034	1.98	0.10	0.82
INLET #4_001454.LAB	3/11/2020	13:30	0.050	1.99	0.10	0.82
INLET #4_001455.LAB	3/11/2020	13:31	0.061	1.99	0.10	0.82
INLET #4_001456.LAB	3/11/2020	13:32	0.047	1.97	0.10	0.82
INLET #4_001457.LAB	3/11/2020	13:33	0.043	1.99	0.10	0.82
INLET #4_001458.LAB	3/11/2020	13:34	0.042	1.99	0.10	0.82
INLET #4_001459.LAB	3/11/2020	13:35	0.049	1.98	0.10	0.82
INLET #4_001460.LAB	3/11/2020	13:36	0.046	1.98	0.10	0.81
INLET #4_001461.LAB	3/11/2020	13:37	0.043	1.97	0.10	0.82
INLET #4_001462.LAB	3/11/2020	13:38	0.063	1.99	0.10	0.81
INLET #4_001463.LAB	3/11/2020	13:39	0.036	1.96	0.10	0.81
INLET #4_001464.LAB	3/11/2020	13:40	0.043	1.98	0.10	0.81
INLET #4_001465.LAB	3/11/2020	13:41	0.021	1.96	0.10	0.81
INLET #4_001466.LAB	3/11/2020	13:42	0.055	1.98	0.10	0.80
INLET #4_001467.LAB	3/11/2020	13:43	0.013	1.98	0.10	0.80
INLET #4_001468.LAB	3/11/2020	13:44	0.053	1.96	0.10	0.80
INLET #4_001469.LAB	3/11/2020	13:45	0.038	1.99	0.10	0.80
INLET #4_001470.LAB	3/11/2020	13:46	0.039	1.98	0.10	0.80
INLET #4_001471.LAB	3/11/2020	13:47	0.028	1.98	0.10	0.80
INLET #4_001472.LAB	3/11/2020	13:48	0.031	1.98	0.10	0.80
INLET #4_001473.LAB	3/11/2020	13:49	0.046	1.98	0.10	0.80
INLET #4_001474.LAB	3/11/2020	13:50	0.028	1.99	0.10	0.81
INLET #4_001475.LAB	3/11/2020	13:51	0.017	1.99	0.10	0.81

FTIR Field Data

Company: Medline
Location: Waukegan, IL
Source: Inlet #4
Date: 3/11/2020
Run: 2
Time: 8:35-18:30

Spectrum	Date	Time	Ethylene Oxide ppmv wb	Methane ppmv wb	CO2 % vol wb	Water % vol
INLET #4_001476.LAB	3/11/2020	13:52	0.029	2.00	0.10	0.81
INLET #4_001477.LAB	3/11/2020	13:53	0.020	1.99	0.10	0.81
INLET #4_001478.LAB	3/11/2020	13:54	0.014	1.97	0.10	0.81
INLET #4_001479.LAB	3/11/2020	13:55	0.045	1.98	0.10	0.81
INLET #4_001480.LAB	3/11/2020	13:56	0.061	1.96	0.10	0.80
INLET #4_001481.LAB	3/11/2020	13:57	0.060	1.96	0.10	0.80
INLET #4_001482.LAB	3/11/2020	13:58	0.046	1.97	0.10	0.80
INLET #4_001483.LAB	3/11/2020	13:59	0.037	1.98	0.10	0.80
INLET #4_001484.LAB	3/11/2020	14:00	0.027	1.97	0.10	0.80
INLET #4_001485.LAB	3/11/2020	14:01	0.022	1.95	0.10	0.80
INLET #4_001486.LAB	3/11/2020	14:02	0.029	1.97	0.10	0.80
INLET #4_001487.LAB	3/11/2020	14:03	0.048	1.98	0.10	0.80
INLET #4_001488.LAB	3/11/2020	14:04	0.053	1.95	0.10	0.80
INLET #4_001489.LAB	3/11/2020	14:05	0.037	1.95	0.10	0.81
INLET #4_001490.LAB	3/11/2020	14:06	0.027	1.96	0.10	0.81
INLET #4_001491.LAB	3/11/2020	14:07	0.014	1.96	0.10	0.80
INLET #4_001492.LAB	3/11/2020	14:08	0.000	1.95	0.10	0.81
INLET #4_001493.LAB	3/11/2020	14:09	0.016	1.95	0.10	0.81
INLET #4_001494.LAB	3/11/2020	14:10	0.043	1.96	0.10	0.81
INLET #4_001495.LAB	3/11/2020	14:11	0.030	1.99	0.10	0.81
INLET #4_001496.LAB	3/11/2020	14:12	0.027	1.97	0.10	0.81
INLET #4_001497.LAB	3/11/2020	14:13	0.025	1.96	0.10	0.81
INLET #4_001498.LAB	3/11/2020	14:14	0.020	1.97	0.10	0.81
INLET #4_001499.LAB	3/11/2020	14:15	0.000	1.98	0.10	0.81
INLET #4_001500.LAB	3/11/2020	14:16	0.019	2.00	0.10	0.81
INLET #4_001501.LAB	3/11/2020	14:17	0.046	1.97	0.10	0.81
INLET #4_001502.LAB	3/11/2020	14:18	0.016	1.96	0.10	0.81
INLET #4_001503.LAB	3/11/2020	14:19	0.009	1.99	0.10	0.81
INLET #4_001504.LAB	3/11/2020	14:20	0.025	1.98	0.10	0.81
INLET #4_001505.LAB	3/11/2020	14:21	0.039	2.00	0.10	0.81
INLET #4_001506.LAB	3/11/2020	14:22	0.014	1.96	0.10	0.80
INLET #4_001507.LAB	3/11/2020	14:23	0.055	1.98	0.10	0.80
INLET #4_001508.LAB	3/11/2020	14:24	0.027	1.99	0.10	0.80
INLET #4_001509.LAB	3/11/2020	14:25	0.046	1.96	0.10	0.80
INLET #4_001510.LAB	3/11/2020	14:26	0.045	1.96	0.10	0.80
INLET #4_001511.LAB	3/11/2020	14:27	0.049	1.98	0.10	0.80
INLET #4_001512.LAB	3/11/2020	14:28	0.035	1.96	0.10	0.80
INLET #4_001513.LAB	3/11/2020	14:29	0.057	1.97	0.10	0.80
INLET #4_001514.LAB	3/11/2020	14:30	0.045	1.98	0.10	0.80
INLET #4_001515.LAB	3/11/2020	14:31	0.075	1.97	0.10	0.80
INLET #4_001516.LAB	3/11/2020	14:32	0.062	1.97	0.10	0.80
INLET #4_001517.LAB	3/11/2020	14:33	0.066	1.97	0.10	0.80
INLET #4_001518.LAB	3/11/2020	14:34	0.083	1.96	0.10	0.80
INLET #4_001519.LAB	3/11/2020	14:35	0.072	1.97	0.10	0.80
INLET #4_001520.LAB	3/11/2020	14:36	0.097	1.98	0.10	0.80
INLET #4_001521.LAB	3/11/2020	14:37	0.087	1.99	0.10	0.80
INLET #4_001522.LAB	3/11/2020	14:38	0.089	1.98	0.10	0.80
INLET #4_001523.LAB	3/11/2020	14:39	0.093	1.98	0.10	0.80
INLET #4_001524.LAB	3/11/2020	14:40	0.121	1.98	0.10	0.80
INLET #4_001525.LAB	3/11/2020	14:41	0.113	1.99	0.10	0.80
INLET #4_001526.LAB	3/11/2020	14:42	0.073	2.00	0.10	0.80
INLET #4_001527.LAB	3/11/2020	14:43	0.081	1.99	0.10	0.80
INLET #4_001528.LAB	3/11/2020	14:44	0.089	1.98	0.10	0.80
INLET #4_001529.LAB	3/11/2020	14:45	0.090	1.99	0.10	0.80
INLET #4_001530.LAB	3/11/2020	14:46	0.095	1.98	0.10	0.80
INLET #4_001531.LAB	3/11/2020	14:47	0.090	1.98	0.10	0.80
INLET #4_001532.LAB	3/11/2020	14:48	0.081	2.00	0.10	0.80
INLET #4_001533.LAB	3/11/2020	14:49	0.090	1.99	0.10	0.80
INLET #4_001534.LAB	3/11/2020	14:50	0.079	1.96	0.10	0.80
INLET #4_001535.LAB	3/11/2020	14:51	0.086	2.00	0.10	0.80
INLET #4_001536.LAB	3/11/2020	14:52	0.087	1.98	0.10	0.80
INLET #4_001537.LAB	3/11/2020	14:53	0.086	1.98	0.10	0.81
INLET #4_001538.LAB	3/11/2020	14:54	0.063	2.00	0.10	0.80
INLET #4_001539.LAB	3/11/2020	14:55	0.069	2.00	0.10	0.80
INLET #4_001540.LAB	3/11/2020	14:56	0.055	1.99	0.10	0.80
INLET #4_001541.LAB	3/11/2020	14:57	0.049	2.00	0.10	0.80
INLET #4_001542.LAB	3/11/2020	14:58	0.064	1.99	0.10	0.80
INLET #4_001543.LAB	3/11/2020	14:59	0.069	1.99	0.10	0.80
INLET #4_001544.LAB	3/11/2020	15:00	0.054	1.99	0.10	0.80
INLET #4_001545.LAB	3/11/2020	15:01	0.058	1.98	0.10	0.80
INLET #4_001546.LAB	3/11/2020	15:02	0.055	2.00	0.10	0.80
INLET #4_001547.LAB	3/11/2020	15:03	0.066	1.98	0.10	0.80
INLET #4_001548.LAB	3/11/2020	15:04	0.080	1.97	0.10	0.80
INLET #4_001549.LAB	3/11/2020	15:05	0.078	1.97	0.10	0.80
INLET #4_001550.LAB	3/11/2020	15:06	0.072	1.98	0.10	0.81
INLET #4_001551.LAB	3/11/2020	15:07	0.060	2.00	0.10	0.81
INLET #4_001552.LAB	3/11/2020	15:08	0.089	2.00	0.10	0.81
INLET #4_001553.LAB	3/11/2020	15:09	0.061	1.99	0.10	0.81
INLET #4_001554.LAB	3/11/2020	15:10	0.098	1.99	0.10	0.81

FTIR Field Data

Company: Medline
Location: Waukegan, IL
Source: Inlet #4
Date: 3/11/2020
Run: 2
Time: 8:35-18:30

Spectrum	Date	Time	Ethylene Oxide ppmv wb	Methane ppmv wb	CO2 % vol wb	Water % vol
INLET #4_001555.LAB	3/11/2020	15:11	0.099	1.99	0.10	0.81
INLET #4_001556.LAB	3/11/2020	15:12	0.108	2.01	0.10	0.81
INLET #4_001557.LAB	3/11/2020	15:13	0.078	2.01	0.10	0.81
INLET #4_001558.LAB	3/11/2020	15:14	0.093	2.00	0.10	0.82
INLET #4_001559.LAB	3/11/2020	15:15	0.090	2.01	0.10	0.81
INLET #4_001560.LAB	3/11/2020	15:16	0.098	2.01	0.10	0.82
INLET #4_001561.LAB	3/11/2020	15:17	0.103	1.99	0.10	0.81
INLET #4_001562.LAB	3/11/2020	15:18	0.089	1.99	0.10	0.82
INLET #4_001563.LAB	3/11/2020	15:19	0.058	1.98	0.10	0.82
INLET #4_001564.LAB	3/11/2020	15:20	0.089	1.99	0.10	0.82
INLET #4_001565.LAB	3/11/2020	15:21	0.082	1.99	0.10	0.81
INLET #4_001566.LAB	3/11/2020	15:22	0.083	1.98	0.10	0.81
INLET #4_001567.LAB	3/11/2020	15:23	0.067	2.00	0.10	0.81
INLET #4_001568.LAB	3/11/2020	15:24	0.061	2.00	0.10	0.81
INLET #4_001569.LAB	3/11/2020	15:25	0.033	1.99	0.10	0.81
INLET #4_001570.LAB	3/11/2020	15:26	0.039	1.99	0.10	0.81
INLET #4_001571.LAB	3/11/2020	15:27	0.038	2.01	0.10	0.81
INLET #4_001572.LAB	3/11/2020	15:28	0.049	2.01	0.10	0.81
INLET #4_001573.LAB	3/11/2020	15:29	0.038	2.02	0.10	0.81
INLET #4_001574.LAB	3/11/2020	15:30	0.037	1.99	0.10	0.82
INLET #4_001575.LAB	3/11/2020	15:31	0.012	2.00	0.10	0.82
INLET #4_001576.LAB	3/11/2020	15:32	0.002	2.02	0.10	0.81
INLET #4_001577.LAB	3/11/2020	15:33	0.016	2.00	0.10	0.82
INLET #4_001578.LAB	3/11/2020	15:34	0.012	2.01	0.10	0.82
INLET #4_001579.LAB	3/11/2020	15:35	0.005	1.99	0.10	0.82
INLET #4_001580.LAB	3/11/2020	15:36	0.004	1.99	0.10	0.81
INLET #4_001581.LAB	3/11/2020	15:37	0.000	1.98	0.10	0.81
INLET #4_001582.LAB	3/11/2020	15:38	0.002	1.99	0.10	0.81
INLET #4_001583.LAB	3/11/2020	15:39	0.000	2.01	0.10	0.81
INLET #4_001584.LAB	3/11/2020	15:40	0.000	2.00	0.10	0.81
INLET #4_001585.LAB	3/11/2020	15:41	0.000	2.00	0.10	0.81
INLET #4_001586.LAB	3/11/2020	15:42	0.018	2.02	0.10	0.81
INLET #4_001587.LAB	3/11/2020	15:43	0.011	2.00	0.10	0.81
INLET #4_001588.LAB	3/11/2020	15:44	0.000	2.00	0.10	0.81
INLET #4_001589.LAB	3/11/2020	15:45	0.016	1.99	0.10	0.81
INLET #4_001590.LAB	3/11/2020	15:46	0.014	2.01	0.10	0.81
INLET #4_001591.LAB	3/11/2020	15:47	0.019	2.02	0.10	0.81
INLET #4_001592.LAB	3/11/2020	15:48	0.013	2.01	0.10	0.81
INLET #4_001593.LAB	3/11/2020	15:49	0.025	2.01	0.10	0.81
INLET #4_001594.LAB	3/11/2020	15:50	0.030	2.03	0.10	0.81
INLET #4_001595.LAB	3/11/2020	15:51	0.037	2.00	0.10	0.81
INLET #4_001596.LAB	3/11/2020	15:52	0.034	2.01	0.10	0.81
INLET #4_001597.LAB	3/11/2020	15:53	0.028	2.01	0.10	0.80
INLET #4_001598.LAB	3/11/2020	15:54	0.035	2.00	0.10	0.80
INLET #4_001599.LAB	3/11/2020	15:55	0.011	2.01	0.10	0.80
INLET #4_001600.LAB	3/11/2020	15:56	0.016	2.00	0.10	0.80
INLET #4_001601.LAB	3/11/2020	15:57	0.000	2.01	0.10	0.80
INLET #4_001602.LAB	3/11/2020	15:58	0.025	2.00	0.10	0.80
INLET #4_001603.LAB	3/11/2020	15:59	0.018	2.00	0.10	0.80
INLET #4_001604.LAB	3/11/2020	16:00	0.028	2.02	0.10	0.80
INLET #4_001605.LAB	3/11/2020	16:01	0.006	2.01	0.10	0.80
INLET #4_001606.LAB	3/11/2020	16:02	0.002	2.02	0.10	0.80
INLET #4_001607.LAB	3/11/2020	16:03	0.000	2.02	0.10	0.80
INLET #4_001608.LAB	3/11/2020	16:04	0.000	2.03	0.10	0.80
INLET #4_001609.LAB	3/11/2020	16:05	0.000	2.00	0.10	0.81
INLET #4_001610.LAB	3/11/2020	16:06	0.007	2.02	0.10	0.80
INLET #4_001611.LAB	3/11/2020	16:07	0.000	2.02	0.10	0.80
INLET #4_001612.LAB	3/11/2020	16:08	0.000	2.03	0.10	0.80
INLET #4_001613.LAB	3/11/2020	16:09	0.000	2.02	0.10	0.80
INLET #4_001614.LAB	3/11/2020	16:10	0.000	2.01	0.10	0.81
INLET #4_001615.LAB	3/11/2020	16:11	0.000	2.01	0.10	0.81
INLET #4_001616.LAB	3/11/2020	16:12	0.000	2.00	0.10	0.81
INLET #4_001617.LAB	3/11/2020	16:13	0.000	2.01	0.10	0.81
INLET #4_001618.LAB	3/11/2020	16:14	0.000	2.01	0.10	0.81
INLET #4_001619.LAB	3/11/2020	16:15	0.000	2.00	0.10	0.82
INLET #4_001620.LAB	3/11/2020	16:16	0.000	2.01	0.10	0.82
INLET #4_001621.LAB	3/11/2020	16:17	0.000	2.01	0.10	0.82
INLET #4_001622.LAB	3/11/2020	16:18	0.000	2.02	0.10	0.82
INLET #4_001623.LAB	3/11/2020	16:19	0.012	2.01	0.10	0.82
INLET #4_001624.LAB	3/11/2020	16:20	0.004	2.00	0.10	0.82
INLET #4_001625.LAB	3/11/2020	16:21	0.000	2.02	0.10	0.82
INLET #4_001626.LAB	3/11/2020	16:22	0.000	2.01	0.10	0.81
INLET #4_001627.LAB	3/11/2020	16:23	0.011	1.99	0.10	0.82
INLET #4_001628.LAB	3/11/2020	16:24	0.005	2.01	0.10	0.82
INLET #4_001629.LAB	3/11/2020	16:25	0.035	2.01	0.10	0.82
INLET #4_001630.LAB	3/11/2020	16:26	0.015	2.01	0.10	0.81
INLET #4_001631.LAB	3/11/2020	16:27	0.020	2.00	0.10	0.81
INLET #4_001632.LAB	3/11/2020	16:28	0.034	2.00	0.10	0.81
INLET #4_001633.LAB	3/11/2020	16:29	0.031	2.00	0.10	0.82

FTIR Field Data

Company: Medline
Location: Waukegan, IL
Source: Inlet #4
Date: 3/11/2020
Run: 2
Time: 8:35-18:30

Spectrum	Date	Time	Ethylene Oxide ppmv wb	Methane ppmv wb	CO2 % vol wb	Water % vol
INLET #4_001634.LAB	3/11/2020	16:30	0.049	2.01	0.10	0.81
INLET #4_001635.LAB	3/11/2020	16:31	0.040	2.01	0.10	0.81
INLET #4_001636.LAB	3/11/2020	16:32	0.044	2.00	0.10	0.82
INLET #4_001637.LAB	3/11/2020	16:33	0.045	2.02	0.10	0.81
INLET #4_001638.LAB	3/11/2020	16:34	0.040	2.01	0.10	0.81
INLET #4_001639.LAB	3/11/2020	16:35	0.034	2.02	0.10	0.81
INLET #4_001640.LAB	3/11/2020	16:36	0.056	1.99	0.10	0.81
INLET #4_001641.LAB	3/11/2020	16:37	0.055	1.98	0.10	0.81
INLET #4_001642.LAB	3/11/2020	16:38	0.061	2.00	0.10	0.81
INLET #4_001643.LAB	3/11/2020	16:39	0.069	1.97	0.10	0.81
INLET #4_001644.LAB	3/11/2020	16:40	0.070	1.98	0.10	0.81
INLET #4_001645.LAB	3/11/2020	16:41	0.065	1.97	0.10	0.81
INLET #4_001646.LAB	3/11/2020	16:42	0.108	1.98	0.10	0.81
INLET #4_001647.LAB	3/11/2020	16:43	0.100	1.99	0.10	0.80
INLET #4_001648.LAB	3/11/2020	16:44	0.173	1.98	0.10	0.81
INLET #4_001649.LAB	3/11/2020	16:45	0.113	1.98	0.10	0.80
INLET #4_001650.LAB	3/11/2020	16:46	0.140	1.99	0.10	0.81
INLET #4_001651.LAB	3/11/2020	16:47	0.173	2.00	0.10	0.80
INLET #4_001652.LAB	3/11/2020	16:48	0.219	1.99	0.10	0.80
INLET #4_001653.LAB	3/11/2020	16:49	0.226	1.99	0.10	0.80
INLET #4_001654.LAB	3/11/2020	16:50	0.216	1.99	0.10	0.80
INLET #4_001655.LAB	3/11/2020	16:51	0.150	2.00	0.10	0.80
INLET #4_001656.LAB	3/11/2020	16:52	0.159	2.00	0.10	0.80
INLET #4_001657.LAB	3/11/2020	16:53	0.156	2.02	0.10	0.80
INLET #4_001658.LAB	3/11/2020	16:54	0.141	2.02	0.10	0.80
INLET #4_001659.LAB	3/11/2020	16:55	0.156	2.01	0.10	0.80
INLET #4_001660.LAB	3/11/2020	16:56	0.153	2.00	0.10	0.80
INLET #4_001661.LAB	3/11/2020	16:57	0.137	1.99	0.10	0.80
INLET #4_001662.LAB	3/11/2020	16:58	0.155	1.99	0.10	0.80
INLET #4_001663.LAB	3/11/2020	16:59	0.131	1.98	0.10	0.80
INLET #4_001664.LAB	3/11/2020	17:00	0.133	2.00	0.10	0.80
INLET #4_001666.LAB	3/11/2020	17:01	0.122	2.00	0.10	0.80
INLET #4_001666.LAB	3/11/2020	17:02	0.128	2.00	0.10	0.80
INLET #4_001667.LAB	3/11/2020	17:03	0.115	2.02	0.10	0.80
INLET #4_001668.LAB	3/11/2020	17:04	0.090	1.99	0.10	0.80
INLET #4_001669.LAB	3/11/2020	17:05	0.140	2.00	0.10	0.80
INLET #4_001670.LAB	3/11/2020	17:06	0.103	1.99	0.10	0.80
INLET #4_001671.LAB	3/11/2020	17:07	0.112	1.99	0.10	0.80
INLET #4_001672.LAB	3/11/2020	17:08	0.085	2.00	0.10	0.80
INLET #4_001673.LAB	3/11/2020	17:09	0.102	2.00	0.10	0.79
INLET #4_001674.LAB	3/11/2020	17:10	0.097	2.00	0.10	0.80
INLET #4_001675.LAB	3/11/2020	17:11	0.099	1.98	0.10	0.80
INLET #4_001676.LAB	3/11/2020	17:12	0.114	1.97	0.10	0.79
INLET #4_001677.LAB	3/11/2020	17:13	0.115	1.98	0.10	0.79
INLET #4_001678.LAB	3/11/2020	17:14	0.114	2.00	0.10	0.78
INLET #4_001679.LAB	3/11/2020	17:15	0.104	1.97	0.10	0.79
INLET #4_001680.LAB	3/11/2020	17:16	0.125	1.98	0.10	0.79
INLET #4_001681.LAB	3/11/2020	17:17	0.113	1.98	0.10	0.79
INLET #4_001682.LAB	3/11/2020	17:18	0.102	2.00	0.10	0.79
INLET #4_001683.LAB	3/11/2020	17:19	0.116	1.98	0.10	0.79
INLET #4_001684.LAB	3/11/2020	17:20	0.095	1.99	0.10	0.80
INLET #4_001685.LAB	3/11/2020	17:21	0.006	1.98	0.10	0.80
INLET #4_001686.LAB	3/11/2020	17:22	0.043	2.01	0.10	0.79
INLET #4_001687.LAB	3/11/2020	17:23	0.077	1.99	0.10	0.80
INLET #4_001688.LAB	3/11/2020	17:24	0.218	2.00	0.10	0.80
INLET #4_001689.LAB	3/11/2020	17:25	0.160	1.97	0.10	0.80
INLET #4_001690.LAB	3/11/2020	17:26	0.177	1.98	0.10	0.80
INLET #4_001691.LAB	3/11/2020	17:27	0.162	1.98	0.10	0.80
INLET #4_001692.LAB	3/11/2020	17:28	0.148	2.00	0.10	0.80
INLET #4_001693.LAB	3/11/2020	17:29	0.144	2.00	0.10	0.80
INLET #4_001694.LAB	3/11/2020	17:30	0.138	2.01	0.10	0.81
INLET #4_001695.LAB	3/11/2020	17:31	0.143	2.00	0.10	0.80
INLET #4_001696.LAB	3/11/2020	17:32	0.168	2.01	0.10	0.80
INLET #4_001697.LAB	3/11/2020	17:33	0.153	2.03	0.10	0.80
INLET #4_001698.LAB	3/11/2020	17:34	0.140	2.02	0.10	0.80
INLET #4_001699.LAB	3/11/2020	17:35	0.131	2.00	0.10	0.80
INLET #4_001700.LAB	3/11/2020	17:36	0.124	1.98	0.10	0.80
INLET #4_001701.LAB	3/11/2020	17:37	0.149	2.01	0.10	0.80
INLET #4_001702.LAB	3/11/2020	17:38	0.152	1.99	0.10	0.80
INLET #4_001703.LAB	3/11/2020	17:39	0.145	1.99	0.10	0.80
INLET #4_001704.LAB	3/11/2020	17:40	0.130	2.01	0.10	0.80
INLET #4_001705.LAB	3/11/2020	17:41	0.122	2.00	0.10	0.80
INLET #4_001706.LAB	3/11/2020	17:42	0.123	2.01	0.10	0.80
INLET #4_001707.LAB	3/11/2020	17:43	0.122	2.02	0.10	0.80
INLET #4_001708.LAB	3/11/2020	17:44	0.129	2.03	0.10	0.80
INLET #4_001709.LAB	3/11/2020	17:45	0.132	2.00	0.10	0.80
INLET #4_001710.LAB	3/11/2020	17:46	0.101	2.01	0.10	0.80
INLET #4_001711.LAB	3/11/2020	17:47	0.097	2.03	0.10	0.80
INLET #4_001712.LAB	3/11/2020	17:48	0.095	2.02	0.10	0.80

FTIR Field Data

Company: Medline
Location: Waukegan, IL
Source: Inlet #4
Date: 3/11/2020
Run: 2
Time: 8:35-18:30

Spectrum	Date	Time	Ethylene Oxide ppmv wb	Methane ppmv wb	CO2 % vol wb	Water % vol
INLET #4_001713.LAB	3/11/2020	17:49	0.105	2.03	0.10	0.80
INLET #4_001714.LAB	3/11/2020	17:50	0.100	2.01	0.10	0.80
INLET #4_001715.LAB	3/11/2020	17:51	0.086	2.02	0.10	0.80
INLET #4_001716.LAB	3/11/2020	17:52	0.068	1.98	0.10	0.80
INLET #4_001717.LAB	3/11/2020	17:53	0.076	2.02	0.10	0.80
INLET #4_001718.LAB	3/11/2020	17:54	0.082	1.98	0.10	0.80
INLET #4_001719.LAB	3/11/2020	17:55	0.083	2.02	0.10	0.80
INLET #4_001720.LAB	3/11/2020	17:56	0.102	1.99	0.10	0.79
INLET #4_001721.LAB	3/11/2020	17:57	0.101	1.98	0.10	0.79
INLET #4_001722.LAB	3/11/2020	17:58	0.069	2.02	0.10	0.80
INLET #4_001723.LAB	3/11/2020	17:59	0.073	2.00	0.10	0.79
INLET #4_001724.LAB	3/11/2020	18:00	0.094	1.99	0.10	0.79
INLET #4_001725.LAB	3/11/2020	18:01	0.104	1.99	0.10	0.79
INLET #4_001726.LAB	3/11/2020	18:02	0.079	1.98	0.10	0.79
INLET #4_001727.LAB	3/11/2020	18:03	0.073	1.99	0.10	0.79
INLET #4_001728.LAB	3/11/2020	18:04	0.069	1.98	0.10	0.79
INLET #4_001729.LAB	3/11/2020	18:05	0.069	1.97	0.10	0.79
INLET #4_001730.LAB	3/11/2020	18:06	0.065	1.97	0.10	0.79
INLET #4_001731.LAB	3/11/2020	18:07	0.074	1.98	0.10	0.79
INLET #4_001732.LAB	3/11/2020	18:08	0.075	2.00	0.10	0.79
INLET #4_001733.LAB	3/11/2020	18:09	0.069	1.98	0.10	0.79
INLET #4_001734.LAB	3/11/2020	18:10	0.077	1.99	0.10	0.79
INLET #4_001735.LAB	3/11/2020	18:11	0.071	1.99	0.10	0.79
INLET #4_001736.LAB	3/11/2020	18:12	0.106	1.98	0.10	0.79
INLET #4_001737.LAB	3/11/2020	18:13	0.098	1.99	0.10	0.79
INLET #4_001738.LAB	3/11/2020	18:14	0.168	1.99	0.10	0.79
INLET #4_001739.LAB	3/11/2020	18:15	0.193	1.99	0.10	0.80
INLET #4_001740.LAB	3/11/2020	18:16	0.186	2.00	0.10	0.79
INLET #4_001741.LAB	3/11/2020	18:17	0.196	1.99	0.10	0.79
INLET #4_001742.LAB	3/11/2020	18:18	0.151	1.99	0.10	0.80
INLET #4_001743.LAB	3/11/2020	18:19	0.120	2.01	0.10	0.80
INLET #4_001744.LAB	3/11/2020	18:20	0.108	2.00	0.10	0.80
INLET #4_001745.LAB	3/11/2020	18:21	0.119	1.99	0.10	0.80
INLET #4_001746.LAB	3/11/2020	18:22	0.074	1.98	0.10	0.80
INLET #4_001747.LAB	3/11/2020	18:23	0.064	2.00	0.10	0.80
INLET #4_001748.LAB	3/11/2020	18:24	0.085	1.99	0.10	0.80
INLET #4_001749.LAB	3/11/2020	18:25	0.090	1.99	0.10	0.80
INLET #4_001750.LAB	3/11/2020	18:26	0.096	1.98	0.10	0.80
INLET #4_001751.LAB	3/11/2020	18:27	0.090	1.97	0.10	0.80
INLET #4_001752.LAB	3/11/2020	18:28	0.275	2.01	0.10	0.80
INLET #4_001753.LAB	3/11/2020	18:29	0.272	1.99	0.10	0.80

	Average			
Average/MDL Values	0.066	2.02	0.10	0.82

FTIR Field Data

Company: Medline
Location: Waukegan, IL
Source: Inlet #4
Date: 3/10/2020
Run: 3
Time: 08:10-18:30

Spectrum	Date	Time	Ethylene Oxide ppmv wb	Methane ppmv wb	CO2 % vol wb	Water % vol
INLET #4_002283.LAB	3/12/2020	8:10	0.109	2.17	0.12	0.75
INLET #4_002284.LAB	3/12/2020	8:11	0.096	2.15	0.12	0.75
INLET #4_002285.LAB	3/12/2020	8:12	0.116	2.15	0.12	0.75
INLET #4_002286.LAB	3/12/2020	8:13	0.131	2.14	0.12	0.76
INLET #4_002287.LAB	3/12/2020	8:14	0.110	2.16	0.12	0.76
INLET #4_002288.LAB	3/12/2020	8:15	0.095	2.15	0.12	0.76
INLET #4_002289.LAB	3/12/2020	8:16	0.110	2.16	0.12	0.77
INLET #4_002290.LAB	3/12/2020	8:17	0.112	2.14	0.12	0.77
INLET #4_002291.LAB	3/12/2020	8:18	0.105	2.15	0.12	0.77
INLET #4_002292.LAB	3/12/2020	8:19	0.087	2.17	0.12	0.77
INLET #4_002293.LAB	3/12/2020	8:20	0.115	2.13	0.12	0.77
INLET #4_002294.LAB	3/12/2020	8:21	0.101	2.15	0.12	0.78
INLET #4_002295.LAB	3/12/2020	8:22	0.131	2.13	0.12	0.78
INLET #4_002296.LAB	3/12/2020	8:23	0.120	2.15	0.12	0.78
INLET #4_002297.LAB	3/12/2020	8:24	0.131	2.13	0.12	0.78
INLET #4_002298.LAB	3/12/2020	8:25	0.109	2.15	0.12	0.78
INLET #4_002299.LAB	3/12/2020	8:26	0.100	2.18	0.12	0.79
INLET #4_002300.LAB	3/12/2020	8:27	0.112	2.16	0.12	0.79
INLET #4_002301.LAB	3/12/2020	8:28	0.102	2.15	0.12	0.79
INLET #4_002302.LAB	3/12/2020	8:29	0.104	2.14	0.12	0.79
INLET #4_002303.LAB	3/12/2020	8:30	0.144	2.13	0.12	0.79
INLET #4_002304.LAB	3/12/2020	8:31	0.129	2.13	0.12	0.79
INLET #4_002305.LAB	3/12/2020	8:32	0.131	2.13	0.12	0.79
INLET #4_002306.LAB	3/12/2020	8:33	0.136	2.13	0.12	0.80
INLET #4_002307.LAB	3/12/2020	8:34	0.132	2.12	0.12	0.80
INLET #4_002308.LAB	3/12/2020	8:35	0.118	2.13	0.12	0.80
INLET #4_002309.LAB	3/12/2020	8:36	0.126	2.13	0.12	0.80
INLET #4_002310.LAB	3/12/2020	8:38	0.134	2.12	0.12	0.81
INLET #4_002311.LAB	3/12/2020	8:39	0.133	2.12	0.12	0.82
INLET #4_002312.LAB	3/12/2020	8:40	0.126	2.10	0.12	0.82
INLET #4_002313.LAB	3/12/2020	8:41	0.104	2.11	0.12	0.82
INLET #4_002314.LAB	3/12/2020	8:42	0.128	2.12	0.12	0.83
INLET #4_002315.LAB	3/12/2020	8:43	0.138	2.13	0.12	0.83
INLET #4_002316.LAB	3/12/2020	8:44	0.117	2.15	0.12	0.84
INLET #4_002317.LAB	3/12/2020	8:45	0.128	2.14	0.12	0.84
INLET #4_002318.LAB	3/12/2020	8:46	0.123	2.13	0.11	0.85
INLET #4_002319.LAB	3/12/2020	8:47	0.126	2.13	0.11	0.85
INLET #4_002320.LAB	3/12/2020	8:48	0.121	2.13	0.11	0.85
INLET #4_002321.LAB	3/12/2020	8:49	0.118	2.14	0.11	0.86
INLET #4_002322.LAB	3/12/2020	8:50	0.113	2.13	0.11	0.87
INLET #4_002323.LAB	3/12/2020	8:51	0.122	2.14	0.11	0.87
INLET #4_002324.LAB	3/12/2020	8:52	0.102	2.13	0.11	0.87
INLET #4_002325.LAB	3/12/2020	8:53	0.132	2.12	0.11	0.88
INLET #4_002326.LAB	3/12/2020	8:54	0.122	2.13	0.11	0.88
INLET #4_002327.LAB	3/12/2020	8:55	0.134	2.15	0.11	0.89
INLET #4_002328.LAB	3/12/2020	8:56	0.118	2.14	0.11	0.89
INLET #4_002329.LAB	3/12/2020	8:57	0.134	2.12	0.11	0.90
INLET #4_002330.LAB	3/12/2020	8:58	0.146	2.09	0.11	0.89
INLET #4_002331.LAB	3/12/2020	8:59	0.157	2.12	0.11	0.90
INLET #4_002332.LAB	3/12/2020	9:00	0.145	2.11	0.11	0.90
INLET #4_002333.LAB	3/12/2020	9:01	0.136	2.12	0.11	0.90
INLET #4_002334.LAB	3/12/2020	9:02	0.116	2.13	0.11	0.90
INLET #4_002335.LAB	3/12/2020	9:03	0.134	2.14	0.11	0.90
INLET #4_002336.LAB	3/12/2020	9:04	0.137	2.13	0.11	0.91
INLET #4_002337.LAB	3/12/2020	9:05	0.159	2.11	0.11	0.91
INLET #4_002338.LAB	3/12/2020	9:06	0.156	2.11	0.11	0.91
INLET #4_002339.LAB	3/12/2020	9:07	0.158	2.09	0.11	0.91
INLET #4_002340.LAB	3/12/2020	9:08	0.147	2.13	0.11	0.93
INLET #4_002341.LAB	3/12/2020	9:09	0.153	2.12	0.11	0.93
INLET #4_002342.LAB	3/12/2020	9:10	0.149	2.11	0.11	0.93
INLET #4_002343.LAB	3/12/2020	9:11	0.141	2.11	0.11	0.93
INLET #4_002344.LAB	3/12/2020	9:12	0.148	2.09	0.11	0.93
INLET #4_002345.LAB	3/12/2020	9:13	0.183	2.09	0.11	0.94
INLET #4_002346.LAB	3/12/2020	9:14	0.159	2.09	0.11	0.93
INLET #4_002347.LAB	3/12/2020	9:15	0.156	2.08	0.11	0.94
INLET #4_002348.LAB	3/12/2020	9:16	0.165	2.08	0.11	0.94
INLET #4_002349.LAB	3/12/2020	9:17	0.160	2.09	0.11	0.95
INLET #4_002350.LAB	3/12/2020	9:18	0.170	2.08	0.11	0.95
INLET #4_002351.LAB	3/12/2020	9:19	0.139	2.08	0.11	0.95
INLET #4_002352.LAB	3/12/2020	9:20	0.156	2.09	0.11	0.95
INLET #4_002353.LAB	3/12/2020	9:21	0.135	2.09	0.11	0.95
INLET #4_002354.LAB	3/12/2020	9:22	0.118	2.08	0.11	0.96
INLET #4_002355.LAB	3/12/2020	9:23	0.132	2.06	0.11	0.96
INLET #4_002356.LAB	3/12/2020	9:24	0.146	2.07	0.11	0.97
INLET #4_002357.LAB	3/12/2020	9:25	0.164	2.06	0.11	0.97
INLET #4_002358.LAB	3/12/2020	9:26	0.159	2.07	0.11	0.97
INLET #4_002359.LAB	3/12/2020	9:27	0.159	2.06	0.11	0.97
INLET #4_002360.LAB	3/12/2020	9:28	0.161	2.07	0.11	0.98
INLET #4_002361.LAB	3/12/2020	9:29	0.165	2.06	0.11	0.97

FTIR Field Data

Company: Medline
Location: Waukegan, IL
Source: Inlet #4
Date: 3/10/2020
Run: 3
Time: 08:10-18:30

Spectrum	Date	Time	Ethylene Oxide ppmv wb	Methane ppmv wb	CO2 % vol wb	Water % vol
INLET #4_002362.LAB	3/12/2020	9:30	0.171	2.05	0.11	0.98
INLET #4_002363.LAB	3/12/2020	9:31	0.158	2.03	0.11	0.98
INLET #4_002364.LAB	3/12/2020	9:32	0.160	2.04	0.11	0.98
INLET #4_002365.LAB	3/12/2020	9:33	0.174	2.04	0.11	0.99
INLET #4_002366.LAB	3/12/2020	9:34	0.149	2.03	0.11	0.99
INLET #4_002367.LAB	3/12/2020	9:35	0.132	2.02	0.11	1.00
INLET #4_002368.LAB	3/12/2020	9:36	0.160	2.04	0.11	0.99
INLET #4_002369.LAB	3/12/2020	9:37	0.137	2.04	0.11	1.00
INLET #4_002370.LAB	3/12/2020	9:38	0.149	2.03	0.11	1.00
INLET #4_002371.LAB	3/12/2020	9:39	0.134	2.04	0.11	1.01
INLET #4_002372.LAB	3/12/2020	9:40	0.146	2.03	0.11	1.02
INLET #4_002373.LAB	3/12/2020	9:41	0.225	2.03	0.11	1.02
INLET #4_002374.LAB	3/12/2020	9:42	0.179	2.01	0.11	1.02
INLET #4_002375.LAB	3/12/2020	9:43	0.149	2.02	0.11	1.03
INLET #4_002376.LAB	3/12/2020	9:44	0.196	2.02	0.11	1.03
INLET #4_002377.LAB	3/12/2020	9:45	0.182	2.01	0.11	1.03
INLET #4_002378.LAB	3/12/2020	9:46	0.235	2.00	0.11	1.04
INLET #4_002379.LAB	3/12/2020	9:47	0.293	2.08	0.11	1.04
INLET #4_002380.LAB	3/12/2020	9:48	0.255	2.06	0.11	1.04
INLET #4_002381.LAB	3/12/2020	9:49	0.351	2.05	0.11	1.04
INLET #4_002382.LAB	3/12/2020	9:50	0.371	2.05	0.11	1.04
INLET #4_002383.LAB	3/12/2020	9:51	0.886	2.14	0.11	1.04
INLET #4_002384.LAB	3/12/2020	9:52	0.570	2.08	0.11	1.03
INLET #4_002385.LAB	3/12/2020	9:53	0.611	2.08	0.11	1.02
INLET #4_002386.LAB	3/12/2020	9:54	0.669	2.09	0.11	1.01
INLET #4_002387.LAB	3/12/2020	9:55	0.626	2.07	0.11	0.99
INLET #4_002388.LAB	3/12/2020	9:56	0.576	2.08	0.11	0.97
INLET #4_002389.LAB	3/12/2020	9:57	0.556	2.08	0.11	0.95
INLET #4_002390.LAB	3/12/2020	9:58	0.621	2.08	0.11	0.93
INLET #4_002391.LAB	3/12/2020	9:59	0.607	2.08	0.11	0.93
INLET #4_002392.LAB	3/12/2020	10:00	0.576	2.09	0.11	0.92
INLET #4_002393.LAB	3/12/2020	10:01	0.587	2.08	0.11	0.92
INLET #4_002394.LAB	3/12/2020	10:02	0.601	2.09	0.11	0.92
INLET #4_002395.LAB	3/12/2020	10:03	0.594	2.08	0.11	0.92
INLET #4_002396.LAB	3/12/2020	10:04	0.514	2.06	0.11	0.92
INLET #4_002397.LAB	3/12/2020	10:05	0.442	2.05	0.11	0.91
INLET #4_002398.LAB	3/12/2020	10:06	0.397	2.05	0.11	0.91
INLET #4_002399.LAB	3/12/2020	10:07	0.360	2.03	0.11	0.91
INLET #4_002400.LAB	3/12/2020	10:08	0.343	2.03	0.11	0.91
INLET #4_002401.LAB	3/12/2020	10:09	0.310	2.04	0.11	0.91
INLET #4_002402.LAB	3/12/2020	10:10	0.314	2.03	0.11	0.91
INLET #4_002403.LAB	3/12/2020	10:11	0.276	2.04	0.11	0.91
INLET #4_002404.LAB	3/12/2020	10:12	0.252	2.05	0.11	0.91
INLET #4_002405.LAB	3/12/2020	10:13	0.262	2.03	0.10	0.91
INLET #4_002406.LAB	3/12/2020	10:14	0.264	2.02	0.10	0.91
INLET #4_002407.LAB	3/12/2020	10:15	0.248	2.02	0.10	0.92
INLET #4_002408.LAB	3/12/2020	10:16	0.232	2.00	0.10	0.91
INLET #4_002409.LAB	3/12/2020	10:17	0.253	2.01	0.10	0.92
INLET #4_002410.LAB	3/12/2020	10:18	0.241	2.01	0.10	0.93
INLET #4_002411.LAB	3/12/2020	10:19	0.239	2.00	0.10	0.94
INLET #4_002412.LAB	3/12/2020	10:20	0.258	2.00	0.10	0.95
INLET #4_002413.LAB	3/12/2020	10:21	0.237	1.99	0.10	0.95
INLET #4_002414.LAB	3/12/2020	10:22	0.229	2.00	0.10	0.95
INLET #4_002415.LAB	3/12/2020	10:23	0.225	1.98	0.10	0.96
INLET #4_002416.LAB	3/12/2020	10:24	0.232	2.00	0.10	0.96
INLET #4_002417.LAB	3/12/2020	10:25	0.208	2.01	0.10	0.96
INLET #4_002418.LAB	3/12/2020	10:26	0.205	2.00	0.10	0.96
INLET #4_002419.LAB	3/12/2020	10:27	0.209	1.98	0.10	0.95
INLET #4_002420.LAB	3/12/2020	10:28	0.203	2.00	0.10	0.93
INLET #4_002421.LAB	3/12/2020	10:29	0.210	2.01	0.10	0.92
INLET #4_002422.LAB	3/12/2020	10:30	0.203	2.02	0.10	0.91
INLET #4_002423.LAB	3/12/2020	10:31	0.208	2.01	0.10	0.91
INLET #4_002424.LAB	3/12/2020	10:32	0.189	2.00	0.10	0.92
INLET #4_002425.LAB	3/12/2020	10:33	0.208	2.01	0.10	0.92
INLET #4_002426.LAB	3/12/2020	10:34	0.200	2.02	0.10	0.92
INLET #4_002427.LAB	3/12/2020	10:35	0.203	2.03	0.10	0.90
INLET #4_002428.LAB	3/12/2020	10:36	0.195	2.02	0.10	0.90
INLET #4_002429.LAB	3/12/2020	10:37	0.161	2.00	0.10	0.90
INLET #4_002430.LAB	3/12/2020	10:38	0.163	2.01	0.10	0.90
INLET #4_002431.LAB	3/12/2020	10:39	0.181	2.02	0.10	0.89
INLET #4_002432.LAB	3/12/2020	10:40	0.164	1.99	0.10	0.89
INLET #4_002433.LAB	3/12/2020	10:41	0.171	2.00	0.10	0.89
INLET #4_002434.LAB	3/12/2020	10:42	0.187	2.00	0.10	0.89
INLET #4_002435.LAB	3/12/2020	10:43	0.190	2.00	0.10	0.89
INLET #4_002436.LAB	3/12/2020	10:44	0.171	2.02	0.10	0.89
INLET #4_002437.LAB	3/12/2020	10:45	0.181	2.02	0.10	0.89
INLET #4_002438.LAB	3/12/2020	10:46	0.164	2.02	0.10	0.89
INLET #4_002439.LAB	3/12/2020	10:47	0.180	2.03	0.10	0.88
INLET #4_002440.LAB	3/12/2020	10:48	0.182	2.05	0.10	0.88

FTIR Field Data

Company: Medline
Location: Waukegan, IL
Source: Inlet #4
Date: 3/10/2020
Run: 3
Time: 08:10-18:30

Spectrum	Date	Time	Ethylene Oxide ppmv wb	Methane ppmv wb	CO2 % vol wb	Water % vol
INLET #4_002441.LAB	3/12/2020	10:49	0.173	2.03	0.10	0.88
INLET #4_002442.LAB	3/12/2020	10:50	0.168	2.05	0.10	0.88
INLET #4_002443.LAB	3/12/2020	10:51	0.163	2.04	0.10	0.87
INLET #4_002444.LAB	3/12/2020	10:52	0.179	2.02	0.10	0.87
INLET #4_002445.LAB	3/12/2020	10:53	0.141	2.03	0.10	0.87
INLET #4_002446.LAB	3/12/2020	10:54	0.164	2.03	0.10	0.87
INLET #4_002447.LAB	3/12/2020	10:55	0.150	2.04	0.10	0.87
INLET #4_002448.LAB	3/12/2020	10:56	0.154	2.04	0.10	0.87
INLET #4_002449.LAB	3/12/2020	10:57	0.161	2.03	0.10	0.87
INLET #4_002450.LAB	3/12/2020	10:58	0.146	2.03	0.10	0.87
INLET #4_002451.LAB	3/12/2020	10:59	0.159	2.04	0.10	0.87
INLET #4_002452.LAB	3/12/2020	11:00	0.163	2.05	0.10	0.87
INLET #4_002453.LAB	3/12/2020	11:02	0.163	2.00	0.10	0.87
INLET #4_002454.LAB	3/12/2020	11:03	0.162	2.03	0.10	0.87
INLET #4_002455.LAB	3/12/2020	11:04	0.169	2.03	0.10	0.87
INLET #4_002456.LAB	3/12/2020	11:05	0.165	2.01	0.10	0.87
INLET #4_002457.LAB	3/12/2020	11:06	0.166	2.01	0.10	0.87
INLET #4_002458.LAB	3/12/2020	11:07	0.167	2.02	0.10	0.87
INLET #4_002459.LAB	3/12/2020	11:08	0.144	2.03	0.10	0.87
INLET #4_002460.LAB	3/12/2020	11:09	0.164	2.02	0.10	0.87
INLET #4_002461.LAB	3/12/2020	11:10	0.167	2.02	0.10	0.87
INLET #4_002462.LAB	3/12/2020	11:11	0.162	2.03	0.10	0.87
INLET #4_002463.LAB	3/12/2020	11:12	0.139	2.02	0.10	0.87
INLET #4_002464.LAB	3/12/2020	11:13	0.155	2.02	0.10	0.87
INLET #4_002465.LAB	3/12/2020	11:14	0.152	2.01	0.10	0.87
INLET #4_002466.LAB	3/12/2020	11:15	0.174	2.02	0.10	0.87
INLET #4_002467.LAB	3/12/2020	11:16	0.161	2.02	0.10	0.87
INLET #4_002468.LAB	3/12/2020	11:17	0.159	2.03	0.10	0.87
INLET #4_002469.LAB	3/12/2020	11:18	0.148	2.01	0.10	0.87
INLET #4_002470.LAB	3/12/2020	11:19	0.151	2.01	0.10	0.87
INLET #4_002471.LAB	3/12/2020	11:20	0.143	2.03	0.10	0.87
INLET #4_002472.LAB	3/12/2020	11:21	0.108	2.01	0.10	0.87
INLET #4_002473.LAB	3/12/2020	11:22	0.109	2.00	0.10	0.86
INLET #4_002474.LAB	3/12/2020	11:23	0.102	2.02	0.10	0.86
INLET #4_002475.LAB	3/12/2020	11:24	0.112	2.02	0.10	0.86
INLET #4_002476.LAB	3/12/2020	11:25	0.121	2.01	0.10	0.86
INLET #4_002477.LAB	3/12/2020	11:26	0.097	2.00	0.10	0.86
INLET #4_002478.LAB	3/12/2020	11:27	0.105	2.00	0.10	0.86
INLET #4_002479.LAB	3/12/2020	11:28	0.108	2.01	0.10	0.86
INLET #4_002480.LAB	3/12/2020	11:29	0.098	2.00	0.10	0.86
INLET #4_002481.LAB	3/12/2020	11:30	0.117	2.01	0.10	0.86
INLET #4_002482.LAB	3/12/2020	11:32	0.120	1.99	0.10	0.86
INLET #4_002483.LAB	3/12/2020	11:33	0.131	2.00	0.10	0.86
INLET #4_002484.LAB	3/12/2020	11:34	0.120	2.00	0.10	0.86
INLET #4_002485.LAB	3/12/2020	11:35	0.143	2.02	0.10	0.86
INLET #4_002486.LAB	3/12/2020	11:36	0.197	2.02	0.10	0.86
INLET #4_002487.LAB	3/12/2020	11:37	0.247	2.02	0.10	0.86
INLET #4_002488.LAB	3/12/2020	11:38	0.244	2.03	0.10	0.87
INLET #4_002489.LAB	3/12/2020	11:39	0.260	2.01	0.10	0.87
INLET #4_002490.LAB	3/12/2020	11:40	0.289	2.02	0.10	0.87
INLET #4_002491.LAB	3/12/2020	11:41	0.281	2.01	0.10	0.87
INLET #4_002492.LAB	3/12/2020	11:42	0.323	2.00	0.10	0.87
INLET #4_002493.LAB	3/12/2020	11:43	0.331	2.02	0.10	0.87
INLET #4_002494.LAB	3/12/2020	11:44	0.342	2.02	0.10	0.87
INLET #4_002495.LAB	3/12/2020	11:45	0.319	2.03	0.10	0.87
INLET #4_002496.LAB	3/12/2020	11:46	0.360	2.03	0.10	0.86
INLET #4_002497.LAB	3/12/2020	11:47	0.383	2.04	0.10	0.87
INLET #4_002498.LAB	3/12/2020	11:48	0.275	2.03	0.10	0.86
INLET #4_002499.LAB	3/12/2020	11:49	0.247	2.02	0.10	0.86
INLET #4_002500.LAB	3/12/2020	11:50	0.246	2.03	0.10	0.86
INLET #4_002501.LAB	3/12/2020	11:51	0.210	2.01	0.10	0.85
INLET #4_002502.LAB	3/12/2020	11:52	0.195	2.00	0.10	0.85
INLET #4_002503.LAB	3/12/2020	11:53	0.173	2.01	0.10	0.85
INLET #4_002504.LAB	3/12/2020	11:54	0.158	2.02	0.10	0.86
INLET #4_002505.LAB	3/12/2020	11:55	0.167	2.01	0.10	0.86
INLET #4_002506.LAB	3/12/2020	11:57	0.169	2.02	0.10	0.86
INLET #4_002507.LAB	3/12/2020	12:00	0.160	1.99	0.09	0.86
INLET #4_002508.LAB	3/12/2020	12:02	0.160	1.99	0.09	0.86
INLET #4_002509.LAB	3/12/2020	12:03	0.132	2.00	0.09	0.86
INLET #4_002510.LAB	3/12/2020	12:04	0.137	1.99	0.09	0.86
INLET #4_002511.LAB	3/12/2020	12:05	0.131	1.99	0.09	0.86
INLET #4_002512.LAB	3/12/2020	12:06	0.041	2.01	0.09	0.85
INLET #4_002513.LAB	3/12/2020	12:07	0.042	2.00	0.09	0.85
INLET #4_002514.LAB	3/12/2020	12:08	0.040	1.99	0.09	0.85
INLET #4_002515.LAB	3/12/2020	12:09	0.015	2.01	0.09	0.85
INLET #4_002516.LAB	3/12/2020	12:10	0.019	1.99	0.09	0.85
INLET #4_002517.LAB	3/12/2020	12:11	0.002	2.00	0.09	0.85
INLET #4_002518.LAB	3/12/2020	12:12	0.012	1.99	0.09	0.85
INLET #4_002519.LAB	3/12/2020	12:13	0.031	1.97	0.09	0.85

FTIR Field Data

Company: Medline
Location: Waukegen, IL
Source: Inlet #4
Date: 3/10/2020
Run: 3
Time: 08:10-18:30

Spectrum	Date	Time	Ethylene Oxide ppmv wb	Methane ppmv wb	CO2 % vol wb	Water % vol
INLET #4_002520.LAB	3/12/2020	12:14	0.030	1.99	0.09	0.84
INLET #4_002521.LAB	3/12/2020	12:15	0.018	1.97	0.09	0.84
INLET #4_002522.LAB	3/12/2020	12:16	0.007	1.98	0.09	0.85
INLET #4_002523.LAB	3/12/2020	12:17	0.035	1.99	0.09	0.85
INLET #4_002524.LAB	3/12/2020	12:18	0.001	1.98	0.09	0.85
INLET #4_002525.LAB	3/12/2020	12:19	0.003	1.99	0.09	0.84
INLET #4_002526.LAB	3/12/2020	12:20	0.010	1.98	0.09	0.85
INLET #4_002527.LAB	3/12/2020	12:21	0.009	1.98	0.09	0.84
INLET #4_002528.LAB	3/12/2020	12:22	0.013	1.97	0.09	0.84
INLET #4_002529.LAB	3/12/2020	12:23	0.004	1.96	0.09	0.84
INLET #4_002530.LAB	3/12/2020	12:24	0.017	1.97	0.09	0.84
INLET #4_002531.LAB	3/12/2020	12:25	0.021	1.96	0.09	0.84
INLET #4_002532.LAB	3/12/2020	12:26	0.009	1.97	0.09	0.84
INLET #4_002533.LAB	3/12/2020	12:27	0.026	1.96	0.09	0.83
INLET #4_002534.LAB	3/12/2020	12:28	0.000	1.97	0.09	0.84
INLET #4_002535.LAB	3/12/2020	12:29	0.010	1.98	0.09	0.84
INLET #4_002536.LAB	3/12/2020	12:30	0.014	1.96	0.09	0.84
INLET #4_002537.LAB	3/12/2020	12:31	0.013	1.95	0.09	0.83
INLET #4_002538.LAB	3/12/2020	12:32	0.047	1.96	0.09	0.83
INLET #4_002539.LAB	3/12/2020	12:33	0.044	1.99	0.09	0.83
INLET #4_002540.LAB	3/12/2020	12:34	0.036	1.98	0.09	0.83
INLET #4_002541.LAB	3/12/2020	12:35	0.014	1.97	0.09	0.83
INLET #4_002542.LAB	3/12/2020	12:36	0.011	1.98	0.09	0.83
INLET #4_002543.LAB	3/12/2020	12:37	0.027	1.99	0.09	0.83
INLET #4_002544.LAB	3/12/2020	12:38	0.023	1.98	0.09	0.83
INLET #4_002545.LAB	3/12/2020	12:39	0.032	1.98	0.09	0.83
INLET #4_002546.LAB	3/12/2020	12:40	0.026	1.98	0.09	0.83
INLET #4_002547.LAB	3/12/2020	12:41	0.000	1.97	0.09	0.83
INLET #4_002548.LAB	3/12/2020	12:42	0.000	1.99	0.09	0.83
INLET #4_002549.LAB	3/12/2020	12:43	0.000	1.99	0.09	0.84
INLET #4_002550.LAB	3/12/2020	12:44	0.000	1.99	0.09	0.84
INLET #4_002551.LAB	3/12/2020	12:45	0.015	1.98	0.09	0.84
INLET #4_002552.LAB	3/12/2020	12:46	0.025	1.98	0.09	0.83
INLET #4_002553.LAB	3/12/2020	12:47	0.000	1.99	0.09	0.84
INLET #4_002554.LAB	3/12/2020	12:48	0.000	2.00	0.09	0.83
INLET #4_002555.LAB	3/12/2020	12:49	0.000	2.00	0.09	0.84
INLET #4_002556.LAB	3/12/2020	12:50	0.000	1.99	0.09	0.84
INLET #4_002557.LAB	3/12/2020	12:51	0.000	2.00	0.09	0.84
INLET #4_002558.LAB	3/12/2020	12:52	0.000	1.98	0.09	0.84
INLET #4_002559.LAB	3/12/2020	12:53	0.003	1.99	0.09	0.84
INLET #4_002560.LAB	3/12/2020	12:54	0.005	1.99	0.09	0.84
INLET #4_002561.LAB	3/12/2020	12:55	0.005	1.98	0.09	0.84
INLET #4_002562.LAB	3/12/2020	12:56	0.016	1.97	0.09	0.84
INLET #4_002563.LAB	3/12/2020	12:57	0.023	2.00	0.09	0.84
INLET #4_002564.LAB	3/12/2020	12:58	0.009	1.96	0.09	0.84
INLET #4_002565.LAB	3/12/2020	12:59	0.019	1.98	0.09	0.84
INLET #4_002566.LAB	3/12/2020	13:00	0.009	1.97	0.09	0.84
INLET #4_002567.LAB	3/12/2020	13:01	0.000	1.97	0.09	0.84
INLET #4_002568.LAB	3/12/2020	13:02	0.001	1.97	0.09	0.84
INLET #4_002569.LAB	3/12/2020	13:03	0.013	1.97	0.09	0.84
INLET #4_002570.LAB	3/12/2020	13:04	0.016	1.97	0.09	0.84
INLET #4_002571.LAB	3/12/2020	13:05	0.025	1.97	0.09	0.84
INLET #4_002572.LAB	3/12/2020	13:06	0.042	1.97	0.09	0.84
INLET #4_002573.LAB	3/12/2020	13:07	0.026	1.98	0.09	0.84
INLET #4_002574.LAB	3/12/2020	13:08	0.034	1.96	0.09	0.84
INLET #4_002575.LAB	3/12/2020	13:09	0.010	1.99	0.09	0.85
INLET #4_002576.LAB	3/12/2020	13:10	0.000	1.98	0.09	0.84
INLET #4_002577.LAB	3/12/2020	13:11	0.000	1.98	0.09	0.85
INLET #4_002578.LAB	3/12/2020	13:12	0.000	1.99	0.09	0.84
INLET #4_002579.LAB	3/12/2020	13:13	0.000	1.97	0.09	0.84
INLET #4_002580.LAB	3/12/2020	13:14	0.008	1.98	0.09	0.85
INLET #4_002581.LAB	3/12/2020	13:15	0.008	1.97	0.09	0.85
INLET #4_002582.LAB	3/12/2020	13:16	0.009	1.98	0.09	0.85
INLET #4_002583.LAB	3/12/2020	13:17	0.013	1.98	0.09	0.84
INLET #4_002584.LAB	3/12/2020	13:18	0.011	1.98	0.09	0.84
INLET #4_002585.LAB	3/12/2020	13:19	0.021	1.98	0.09	0.84
INLET #4_002586.LAB	3/12/2020	13:20	0.009	1.98	0.09	0.85
INLET #4_002587.LAB	3/12/2020	13:21	0.000	2.00	0.09	0.84
INLET #4_002588.LAB	3/12/2020	13:22	0.008	2.01	0.09	0.84
INLET #4_002589.LAB	3/12/2020	13:23	0.010	1.98	0.09	0.84
INLET #4_002590.LAB	3/12/2020	13:24	0.016	1.98	0.09	0.84
INLET #4_002591.LAB	3/12/2020	13:25	0.003	2.01	0.09	0.84
INLET #4_002592.LAB	3/12/2020	13:26	0.008	1.96	0.09	0.84
INLET #4_002593.LAB	3/12/2020	13:27	0.000	1.96	0.09	0.85
INLET #4_002594.LAB	3/12/2020	13:28	0.016	1.96	0.09	0.84
INLET #4_002595.LAB	3/12/2020	13:29	0.023	1.96	0.09	0.84
INLET #4_002596.LAB	3/12/2020	13:30	0.016	1.97	0.09	0.84
INLET #4_002597.LAB	3/12/2020	13:31	0.020	1.96	0.09	0.85
INLET #4_002598.LAB	3/12/2020	13:32	0.027	1.97	0.09	0.84

FTIR Field Data

Company: Medline
Location: Waukegan, IL
Source: Inlet #4
Date: 3/10/2020
Run: 3
Time: 08:10-18:30

Spectrum	Date	Time	Ethylene Oxide ppmv wb	Methane ppmv wb	CO2 % vol wb	Water % vol
INLET #4_002599.LAB	3/12/2020	13:33	0.031	1.96	0.09	0.84
INLET #4_002600.LAB	3/12/2020	13:34	0.000	1.98	0.09	0.85
INLET #4_002601.LAB	3/12/2020	13:35	0.000	1.98	0.09	0.85
INLET #4_002602.LAB	3/12/2020	13:36	0.009	1.95	0.09	0.85
INLET #4_002603.LAB	3/12/2020	13:37	0.000	1.96	0.09	0.85
INLET #4_002604.LAB	3/12/2020	13:38	0.009	1.97	0.09	0.85
INLET #4_002605.LAB	3/12/2020	13:39	0.000	1.98	0.09	0.85
INLET #4_002606.LAB	3/12/2020	13:40	0.000	1.95	0.09	0.85
INLET #4_002607.LAB	3/12/2020	13:41	0.000	1.95	0.09	0.86
INLET #4_002608.LAB	3/12/2020	13:42	0.000	1.95	0.09	0.86
INLET #4_002609.LAB	3/12/2020	13:43	0.000	1.95	0.09	0.85
INLET #4_002610.LAB	3/12/2020	13:44	0.000	1.96	0.09	0.86
INLET #4_002611.LAB	3/12/2020	13:45	0.023	1.96	0.09	0.86
INLET #4_002612.LAB	3/12/2020	13:46	0.019	1.95	0.09	0.86
INLET #4_002613.LAB	3/12/2020	13:47	0.000	1.96	0.09	0.85
INLET #4_002614.LAB	3/12/2020	13:48	0.022	1.95	0.09	0.86
INLET #4_002615.LAB	3/12/2020	13:49	0.018	1.97	0.09	0.86
INLET #4_002616.LAB	3/12/2020	13:50	0.011	1.97	0.09	0.86
INLET #4_002617.LAB	3/12/2020	13:51	0.003	1.96	0.09	0.86
INLET #4_002618.LAB	3/12/2020	13:52	0.011	1.95	0.09	0.86
INLET #4_002619.LAB	3/12/2020	13:53	0.003	1.96	0.09	0.85
INLET #4_002620.LAB	3/12/2020	13:54	0.004	1.97	0.09	0.86
INLET #4_002621.LAB	3/12/2020	13:55	0.015	1.97	0.09	0.86
INLET #4_002622.LAB	3/12/2020	13:56	0.008	1.98	0.09	0.86
INLET #4_002623.LAB	3/12/2020	13:57	0.016	1.99	0.09	0.86
INLET #4_002624.LAB	3/12/2020	13:58	0.004	1.98	0.09	0.86
INLET #4_002625.LAB	3/12/2020	13:59	0.025	2.00	0.09	0.86
INLET #4_002626.LAB	3/12/2020	14:00	0.012	1.98	0.09	0.86
INLET #4_002627.LAB	3/12/2020	14:01	0.000	1.98	0.09	0.86
INLET #4_002628.LAB	3/12/2020	14:02	0.000	1.96	0.09	0.86
INLET #4_002629.LAB	3/12/2020	14:03	0.000	1.98	0.09	0.86
INLET #4_002630.LAB	3/12/2020	14:04	0.000	1.99	0.09	0.86
INLET #4_002631.LAB	3/12/2020	14:05	0.009	1.96	0.09	0.86
INLET #4_002632.LAB	3/12/2020	14:06	0.027	1.99	0.09	0.86
INLET #4_002633.LAB	3/12/2020	14:07	0.010	1.96	0.09	0.86
INLET #4_002634.LAB	3/12/2020	14:08	0.011	1.97	0.09	0.86
INLET #4_002635.LAB	3/12/2020	14:09	0.000	1.95	0.09	0.86
INLET #4_002636.LAB	3/12/2020	14:10	0.016	1.99	0.09	0.86
INLET #4_002637.LAB	3/12/2020	14:11	0.000	1.97	0.09	0.85
INLET #4_002638.LAB	3/12/2020	14:12	0.022	1.96	0.09	0.86
INLET #4_002639.LAB	3/12/2020	14:13	0.032	1.97	0.09	0.86
INLET #4_002640.LAB	3/12/2020	14:14	0.025	1.96	0.09	0.85
INLET #4_002641.LAB	3/12/2020	14:15	0.022	1.98	0.09	0.85
INLET #4_002642.LAB	3/12/2020	14:16	0.051	1.97	0.09	0.85
INLET #4_002643.LAB	3/12/2020	14:17	0.028	1.98	0.09	0.86
INLET #4_002644.LAB	3/12/2020	14:18	0.065	1.97	0.09	0.86
INLET #4_002645.LAB	3/12/2020	14:19	0.035	2.01	0.09	0.85
INLET #4_002646.LAB	3/12/2020	14:20	0.055	2.00	0.09	0.86
INLET #4_002647.LAB	3/12/2020	14:21	0.075	1.99	0.09	0.86
INLET #4_002648.LAB	3/12/2020	14:22	0.062	2.00	0.09	0.86
INLET #4_002649.LAB	3/12/2020	14:23	0.077	1.98	0.09	0.86
INLET #4_002650.LAB	3/12/2020	14:24	0.088	1.99	0.09	0.86
INLET #4_002651.LAB	3/12/2020	14:25	0.093	1.99	0.09	0.86
INLET #4_002652.LAB	3/12/2020	14:26	0.082	2.00	0.09	0.86
INLET #4_002653.LAB	3/12/2020	14:27	0.075	1.98	0.09	0.86
INLET #4_002654.LAB	3/12/2020	14:28	0.078	1.97	0.09	0.86
INLET #4_002655.LAB	3/12/2020	14:29	0.074	1.97	0.09	0.86
INLET #4_002656.LAB	3/12/2020	14:30	0.089	1.98	0.09	0.86
INLET #4_002657.LAB	3/12/2020	14:31	0.100	1.95	0.09	0.86
INLET #4_002658.LAB	3/12/2020	14:32	0.107	1.99	0.09	0.86
INLET #4_002659.LAB	3/12/2020	14:33	0.075	2.00	0.09	0.86
INLET #4_002660.LAB	3/12/2020	14:34	0.093	1.98	0.09	0.86
INLET #4_002661.LAB	3/12/2020	14:35	0.092	1.98	0.09	0.86
INLET #4_002662.LAB	3/12/2020	14:36	0.093	2.01	0.09	0.86
INLET #4_002663.LAB	3/12/2020	14:37	0.068	2.00	0.09	0.86
INLET #4_002664.LAB	3/12/2020	14:38	0.073	2.00	0.09	0.86
INLET #4_002665.LAB	3/12/2020	14:39	0.082	2.00	0.09	0.87
INLET #4_002666.LAB	3/12/2020	14:40	0.074	2.01	0.09	0.87
INLET #4_002667.LAB	3/12/2020	14:41	0.077	2.00	0.09	0.87
INLET #4_002668.LAB	3/12/2020	14:42	0.070	1.99	0.09	0.87
INLET #4_002669.LAB	3/12/2020	14:43	0.083	2.00	0.09	0.87
INLET #4_002670.LAB	3/12/2020	14:44	0.079	2.00	0.09	0.87
INLET #4_002671.LAB	3/12/2020	14:45	0.071	2.01	0.09	0.87
INLET #4_002672.LAB	3/12/2020	14:46	0.057	2.01	0.09	0.87
INLET #4_002673.LAB	3/12/2020	14:47	0.046	2.00	0.09	0.87
INLET #4_002674.LAB	3/12/2020	14:48	0.066	1.99	0.09	0.87
INLET #4_002675.LAB	3/12/2020	14:49	0.049	2.02	0.09	0.87
INLET #4_002676.LAB	3/12/2020	14:50	0.051	1.98	0.09	0.87
INLET #4_002677.LAB	3/12/2020	14:51	0.063	1.98	0.09	0.88

FTIR Field Data

Company: Medline
Location: Waukegan, IL
Source: Inlet #4
Date: 3/10/2020
Run: 3
Time: 08:10-18:30

Spectrum	Date	Time	Ethylene Oxide ppmv wb	Methane ppmv wb	CO2 % vol wb	Water % vol
INLET #4_002678.LAB	3/12/2020	14:52	0.068	1.98	0.09	0.88
INLET #4_002679.LAB	3/12/2020	14:53	0.038	1.97	0.09	0.88
INLET #4_002680.LAB	3/12/2020	14:54	0.070	1.97	0.09	0.88
INLET #4_002681.LAB	3/12/2020	14:55	0.066	1.97	0.09	0.88
INLET #4_002682.LAB	3/12/2020	14:56	0.068	1.96	0.09	0.88
INLET #4_002683.LAB	3/12/2020	14:57	0.092	1.96	0.09	0.88
INLET #4_002684.LAB	3/12/2020	14:58	0.077	1.94	0.09	0.88
INLET #4_002685.LAB	3/12/2020	14:59	0.105	1.96	0.09	0.88
INLET #4_002686.LAB	3/12/2020	15:00	0.084	1.95	0.09	0.88
INLET #4_002687.LAB	3/12/2020	15:01	0.095	1.96	0.09	0.88
INLET #4_002688.LAB	3/12/2020	15:02	0.091	1.96	0.09	0.88
INLET #4_002689.LAB	3/12/2020	15:03	0.105	1.96	0.09	0.88
INLET #4_002690.LAB	3/12/2020	15:04	0.100	1.96	0.09	0.88
INLET #4_002691.LAB	3/12/2020	15:05	0.385	1.97	0.09	0.88
INLET #4_002692.LAB	3/12/2020	15:06	0.457	2.02	0.09	0.89
INLET #4_002693.LAB	3/12/2020	15:07	0.514	2.00	0.09	0.89
INLET #4_002694.LAB	3/12/2020	15:08	0.616	2.02	0.09	0.89
INLET #4_002695.LAB	3/12/2020	15:09	0.617	2.00	0.09	0.89
INLET #4_002696.LAB	3/12/2020	15:10	0.738	2.01	0.09	0.89
INLET #4_002697.LAB	3/12/2020	15:11	0.897	2.03	0.09	0.89
INLET #4_002698.LAB	3/12/2020	15:12	0.927	2.04	0.09	0.89
INLET #4_002699.LAB	3/12/2020	15:13	0.997	2.05	0.09	0.89
INLET #4_002700.LAB	3/12/2020	15:14	1.185	2.06	0.10	0.90
INLET #4_002701.LAB	3/12/2020	15:15	1.295	2.07	0.10	0.90
INLET #4_002702.LAB	3/12/2020	15:16	1.448	2.07	0.10	0.90
INLET #4_002703.LAB	3/12/2020	15:17	1.386	2.07	0.10	0.90
INLET #4_002704.LAB	3/12/2020	15:18	1.352	2.07	0.10	0.90
INLET #4_002705.LAB	3/12/2020	15:19	1.209	2.06	0.10	0.90
INLET #4_002706.LAB	3/12/2020	15:20	1.309	2.08	0.10	0.90
INLET #4_002707.LAB	3/12/2020	15:21	1.445	2.06	0.10	0.89
INLET #4_002708.LAB	3/12/2020	15:22	1.195	2.06	0.09	0.90
INLET #4_002709.LAB	3/12/2020	15:23	1.128	2.04	0.09	0.89
INLET #4_002710.LAB	3/12/2020	15:24	1.009	2.03	0.09	0.90
INLET #4_002711.LAB	3/12/2020	15:25	0.855	2.03	0.09	0.90
INLET #4_002712.LAB	3/12/2020	15:26	0.758	2.00	0.09	0.90
INLET #4_002713.LAB	3/12/2020	15:27	0.640	2.02	0.09	0.90
INLET #4_002714.LAB	3/12/2020	15:28	0.571	2.00	0.09	0.90
INLET #4_002715.LAB	3/12/2020	15:29	0.546	2.00	0.09	0.89
INLET #4_002716.LAB	3/12/2020	15:30	0.505	2.00	0.09	0.90
INLET #4_002717.LAB	3/12/2020	15:31	0.443	2.00	0.09	0.90
INLET #4_002718.LAB	3/12/2020	15:32	0.389	1.99	0.09	0.89
INLET #4_002719.LAB	3/12/2020	15:33	0.378	1.99	0.09	0.89
INLET #4_002720.LAB	3/12/2020	15:34	0.369	1.99	0.09	0.89
INLET #4_002721.LAB	3/12/2020	15:35	0.336	1.99	0.09	0.90
INLET #4_002722.LAB	3/12/2020	15:36	0.355	2.02	0.09	0.90
INLET #4_002723.LAB	3/12/2020	15:37	0.305	2.01	0.09	0.90
INLET #4_002724.LAB	3/12/2020	15:38	0.296	1.99	0.09	0.90
INLET #4_002725.LAB	3/12/2020	15:39	0.301	1.99	0.09	0.89
INLET #4_002726.LAB	3/12/2020	15:41	0.285	1.99	0.09	0.90
INLET #4_002727.LAB	3/12/2020	15:42	0.292	2.01	0.09	0.90
INLET #4_002728.LAB	3/12/2020	15:43	0.293	1.99	0.09	0.90
INLET #4_002729.LAB	3/12/2020	15:44	0.268	1.99	0.09	0.90
INLET #4_002730.LAB	3/12/2020	15:45	0.255	1.99	0.09	0.90
INLET #4_002731.LAB	3/12/2020	15:46	0.233	1.99	0.09	0.90
INLET #4_002732.LAB	3/12/2020	15:47	0.246	1.98	0.09	0.90
INLET #4_002733.LAB	3/12/2020	15:48	0.223	1.98	0.09	0.90
INLET #4_002734.LAB	3/12/2020	15:49	0.236	1.99	0.09	0.90
INLET #4_002735.LAB	3/12/2020	15:50	0.203	2.00	0.09	0.90
INLET #4_002736.LAB	3/12/2020	15:51	0.194	1.99	0.09	0.90
INLET #4_002737.LAB	3/12/2020	15:52	0.187	1.99	0.09	0.90
INLET #4_002738.LAB	3/12/2020	15:53	0.180	1.99	0.09	0.90
INLET #4_002739.LAB	3/12/2020	15:54	0.205	1.99	0.09	0.91
INLET #4_002740.LAB	3/12/2020	15:55	0.194	2.02	0.09	0.90
INLET #4_002741.LAB	3/12/2020	15:56	0.181	1.99	0.09	0.90
INLET #4_002742.LAB	3/12/2020	15:57	0.183	2.02	0.09	0.90
INLET #4_002743.LAB	3/12/2020	15:58	0.163	1.99	0.09	0.90
INLET #4_002744.LAB	3/12/2020	15:59	0.163	1.99	0.09	0.91
INLET #4_002745.LAB	3/12/2020	16:00	0.172	2.02	0.09	0.91
INLET #4_002746.LAB	3/12/2020	16:01	0.148	2.02	0.09	0.90
INLET #4_002747.LAB	3/12/2020	16:02	0.160	2.01	0.09	0.91
INLET #4_002748.LAB	3/12/2020	16:03	0.155	1.99	0.09	0.91
INLET #4_002749.LAB	3/12/2020	16:04	0.135	1.98	0.09	0.91
INLET #4_002750.LAB	3/12/2020	16:05	0.134	1.98	0.09	0.91
INLET #4_002751.LAB	3/12/2020	16:06	0.131	2.01	0.09	0.90
INLET #4_002752.LAB	3/12/2020	16:07	0.123	2.00	0.09	0.91
INLET #4_002753.LAB	3/12/2020	16:08	0.084	2.02	0.09	0.91
INLET #4_002754.LAB	3/12/2020	16:09	0.113	1.99	0.09	0.92
INLET #4_002755.LAB	3/12/2020	16:10	0.104	2.02	0.09	0.91
INLET #4_002756.LAB	3/12/2020	16:11	0.104	2.01	0.09	0.92

FTIR Field Data

Company: Medline
Location: Waukegan, IL
Source: Inlet #4
Date: 3/10/2020
Run: 3
Time: 08:10-18:30

Spectrum	Date	Time	Ethylene Oxide ppmv wb	Methane ppmv wb	CO2 % vol wb	Water % vol
INLET #4_002757.LAB	3/12/2020	16:12	0.103	2.02	0.09	0.92
INLET #4_002758.LAB	3/12/2020	16:13	0.075	2.01	0.09	0.93
INLET #4_002759.LAB	3/12/2020	16:14	0.090	2.01	0.09	0.92
INLET #4_002760.LAB	3/12/2020	16:15	0.085	1.99	0.09	0.92
INLET #4_002761.LAB	3/12/2020	16:16	0.072	2.03	0.09	0.92
INLET #4_002762.LAB	3/12/2020	16:17	0.063	2.00	0.09	0.92
INLET #4_002763.LAB	3/12/2020	16:18	0.074	2.01	0.09	0.92
INLET #4_002764.LAB	3/12/2020	16:19	0.045	2.02	0.09	0.93
INLET #4_002765.LAB	3/12/2020	16:20	0.049	2.02	0.09	0.93
INLET #4_002766.LAB	3/12/2020	16:21	0.047	2.03	0.09	0.92
INLET #4_002767.LAB	3/12/2020	16:22	0.045	2.04	0.09	0.93
INLET #4_002768.LAB	3/12/2020	16:23	0.033	2.03	0.09	0.93
INLET #4_002769.LAB	3/12/2020	16:24	0.027	2.04	0.09	0.92
INLET #4_002770.LAB	3/12/2020	16:25	0.015	2.04	0.09	0.92
INLET #4_002771.LAB	3/12/2020	16:26	0.029	2.03	0.09	0.93
INLET #4_002772.LAB	3/12/2020	16:27	0.016	2.01	0.09	0.92
INLET #4_002773.LAB	3/12/2020	16:28	0.016	2.03	0.09	0.92
INLET #4_002774.LAB	3/12/2020	16:29	0.027	2.02	0.09	0.92
INLET #4_002775.LAB	3/12/2020	16:30	0.021	2.04	0.09	0.92
INLET #4_002776.LAB	3/12/2020	16:31	0.010	2.02	0.09	0.92
INLET #4_002777.LAB	3/12/2020	16:32	0.004	2.04	0.09	0.93
INLET #4_002778.LAB	3/12/2020	16:33	0.019	2.04	0.09	0.92
INLET #4_002779.LAB	3/12/2020	16:34	0.019	2.02	0.09	0.93
INLET #4_002780.LAB	3/12/2020	16:35	0.007	2.03	0.09	0.92
INLET #4_002781.LAB	3/12/2020	16:36	0.029	2.05	0.09	0.92
INLET #4_002782.LAB	3/12/2020	16:37	0.016	2.03	0.09	0.92
INLET #4_002783.LAB	3/12/2020	16:38	0.008	2.03	0.09	0.92
INLET #4_002784.LAB	3/12/2020	16:39	0.021	2.04	0.09	0.91
INLET #4_002785.LAB	3/12/2020	16:40	0.025	2.05	0.09	0.91
INLET #4_002786.LAB	3/12/2020	16:41	0.030	2.04	0.09	0.91
INLET #4_002787.LAB	3/12/2020	16:42	0.032	2.05	0.09	0.91
INLET #4_002788.LAB	3/12/2020	16:43	0.025	2.04	0.09	0.92
INLET #4_002789.LAB	3/12/2020	16:44	0.037	2.06	0.09	0.92
INLET #4_002790.LAB	3/12/2020	16:45	0.035	2.06	0.09	0.92
INLET #4_002791.LAB	3/12/2020	16:46	0.036	2.06	0.09	0.91
INLET #4_002792.LAB	3/12/2020	16:47	0.029	2.06	0.09	0.91
INLET #4_002793.LAB	3/12/2020	16:48	0.021	2.03	0.09	0.91
INLET #4_002794.LAB	3/12/2020	16:49	0.030	2.07	0.09	0.91
INLET #4_002795.LAB	3/12/2020	16:50	0.031	2.07	0.09	0.91
INLET #4_002796.LAB	3/12/2020	16:51	0.039	2.04	0.09	0.92
INLET #4_002797.LAB	3/12/2020	16:52	0.025	2.06	0.09	0.91
INLET #4_002798.LAB	3/12/2020	16:53	0.045	2.05	0.09	0.92
INLET #4_002799.LAB	3/12/2020	16:54	0.038	2.06	0.09	0.91
INLET #4_002800.LAB	3/12/2020	16:55	0.065	2.05	0.09	0.91
INLET #4_002801.LAB	3/12/2020	16:56	0.039	2.04	0.09	0.92
INLET #4_002802.LAB	3/12/2020	16:57	0.015	2.04	0.09	0.92
INLET #4_002803.LAB	3/12/2020	16:58	0.016	2.03	0.09	0.92
INLET #4_002804.LAB	3/12/2020	16:59	0.018	2.03	0.09	0.92
INLET #4_002805.LAB	3/12/2020	17:00	0.008	2.00	0.09	0.93
INLET #4_002806.LAB	3/12/2020	17:01	0.008	2.02	0.09	0.94
INLET #4_002807.LAB	3/12/2020	17:02	0.000	2.01	0.09	0.93
INLET #4_002808.LAB	3/12/2020	17:03	0.019	2.01	0.09	0.93
INLET #4_002809.LAB	3/12/2020	17:04	0.000	2.02	0.09	0.93
INLET #4_002810.LAB	3/12/2020	17:05	0.000	2.04	0.09	0.93
INLET #4_002811.LAB	3/12/2020	17:06	0.000	2.05	0.09	0.94
INLET #4_002812.LAB	3/12/2020	17:07	0.006	2.06	0.09	0.93
INLET #4_002813.LAB	3/12/2020	17:08	0.000	2.04	0.09	0.94
INLET #4_002814.LAB	3/12/2020	17:09	0.004	2.04	0.09	0.93
INLET #4_002815.LAB	3/12/2020	17:10	0.001	2.04	0.09	0.94
INLET #4_002816.LAB	3/12/2020	17:11	0.000	2.02	0.09	0.95
INLET #4_002817.LAB	3/12/2020	17:12	0.037	1.98	0.09	0.95
INLET #4_002818.LAB	3/12/2020	17:13	0.024	1.99	0.09	0.96
INLET #4_002819.LAB	3/12/2020	17:14	0.000	1.98	0.09	0.98
INLET #4_002820.LAB	3/12/2020	17:15	0.000	1.98	0.09	0.99
INLET #4_002821.LAB	3/12/2020	17:16	0.043	1.98	0.09	1.00
INLET #4_002822.LAB	3/12/2020	17:17	0.048	1.96	0.09	1.01
INLET #4_002823.LAB	3/12/2020	17:18	0.014	1.98	0.08	1.02
INLET #4_002824.LAB	3/12/2020	17:19	0.032	1.98	0.08	1.03
INLET #4_002825.LAB	3/12/2020	17:20	0.022	2.00	0.08	1.04
INLET #4_002826.LAB	3/12/2020	17:21	0.055	1.99	0.08	1.04
INLET #4_002827.LAB	3/12/2020	17:22	0.017	2.00	0.08	1.04
INLET #4_002828.LAB	3/12/2020	17:23	0.073	2.00	0.08	1.04
INLET #4_002829.LAB	3/12/2020	17:24	0.055	1.99	0.08	1.04
INLET #4_002830.LAB	3/12/2020	17:25	0.073	1.97	0.08	1.04
INLET #4_002831.LAB	3/12/2020	17:26	0.030	1.97	0.08	1.04
INLET #4_002832.LAB	3/12/2020	17:27	0.062	1.97	0.08	1.05
INLET #4_002833.LAB	3/12/2020	17:28	0.037	1.97	0.08	1.05
INLET #4_002834.LAB	3/12/2020	17:29	0.035	1.98	0.08	1.05
INLET #4_002835.LAB	3/12/2020	17:30	0.014	1.99	0.08	1.05

FTIR Field Data

Company: Medline
Location: Waukegan, IL
Source: Inlet #4
Date: 3/10/2020
Run: 3
Time: 08:10-18:30

Spectrum	Date	Time	Ethylene Oxide ppmv wb	Methane ppmv wb	CO2 % vol wb	Water % vol
INLET #4_002836.LAB	3/12/2020	17:31	0.035	1.99	0.08	1.05
INLET #4_002837.LAB	3/12/2020	17:32	0.013	1.96	0.08	1.05
INLET #4_002838.LAB	3/12/2020	17:33	0.025	2.00	0.08	1.05
INLET #4_002839.LAB	3/12/2020	17:34	0.000	1.99	0.08	1.05
INLET #4_002840.LAB	3/12/2020	17:35	0.009	2.00	0.08	1.05
INLET #4_002841.LAB	3/12/2020	17:36	0.000	1.99	0.08	1.06
INLET #4_002842.LAB	3/12/2020	17:37	0.000	1.97	0.08	1.06
INLET #4_002843.LAB	3/12/2020	17:38	0.003	1.97	0.08	1.06
INLET #4_002844.LAB	3/12/2020	17:39	0.001	1.99	0.08	1.07
INLET #4_002845.LAB	3/12/2020	17:40	0.000	1.99	0.08	1.07
INLET #4_002846.LAB	3/12/2020	17:41	0.000	1.99	0.08	1.07
INLET #4_002847.LAB	3/12/2020	17:42	0.000	2.00	0.08	1.07
INLET #4_002848.LAB	3/12/2020	17:43	0.000	1.98	0.08	1.07
INLET #4_002849.LAB	3/12/2020	17:44	0.000	2.00	0.08	1.07
INLET #4_002850.LAB	3/12/2020	17:45	0.000	1.99	0.08	1.07
INLET #4_002851.LAB	3/12/2020	17:46	0.000	1.98	0.08	1.07
INLET #4_002852.LAB	3/12/2020	17:47	0.000	2.00	0.08	1.07
INLET #4_002853.LAB	3/12/2020	17:48	0.000	1.99	0.08	1.07
INLET #4_002854.LAB	3/12/2020	17:49	0.000	1.96	0.08	1.08
INLET #4_002855.LAB	3/12/2020	17:50	0.000	1.99	0.08	1.08
INLET #4_002856.LAB	3/12/2020	17:51	0.000	1.99	0.08	1.07
INLET #4_002857.LAB	3/12/2020	17:52	0.000	1.98	0.08	1.08
INLET #4_002858.LAB	3/12/2020	17:53	0.000	1.97	0.08	1.07
INLET #4_002859.LAB	3/12/2020	17:54	0.000	1.98	0.08	1.07
INLET #4_002860.LAB	3/12/2020	17:55	0.000	1.97	0.08	1.07
INLET #4_002861.LAB	3/12/2020	17:56	0.000	1.96	0.08	1.07
INLET #4_002862.LAB	3/12/2020	17:57	0.000	1.96	0.08	1.08
INLET #4_002863.LAB	3/12/2020	17:58	0.000	1.97	0.08	1.08
INLET #4_002864.LAB	3/12/2020	17:59	0.000	1.96	0.08	1.08
INLET #4_002865.LAB	3/12/2020	18:00	0.000	1.96	0.08	1.08
INLET #4_002866.LAB	3/12/2020	18:01	0.000	1.96	0.08	1.08
INLET #4_002867.LAB	3/12/2020	18:02	0.000	1.96	0.08	1.08
INLET #4_002868.LAB	3/12/2020	18:03	0.000	1.96	0.08	1.08
INLET #4_002869.LAB	3/12/2020	18:04	0.000	1.95	0.08	1.08
INLET #4_002870.LAB	3/12/2020	18:05	0.000	1.95	0.08	1.09
INLET #4_002871.LAB	3/12/2020	18:06	0.000	1.96	0.08	1.08
INLET #4_002872.LAB	3/12/2020	18:07	0.000	1.95	0.08	1.08
INLET #4_002873.LAB	3/12/2020	18:08	0.000	1.96	0.08	1.08
INLET #4_002874.LAB	3/12/2020	18:09	0.000	1.98	0.08	1.08
INLET #4_002875.LAB	3/12/2020	18:10	0.000	1.99	0.08	1.08
INLET #4_002876.LAB	3/12/2020	18:11	0.000	1.98	0.08	1.08
INLET #4_002877.LAB	3/12/2020	18:12	0.000	1.97	0.08	1.08
INLET #4_002878.LAB	3/12/2020	18:13	0.000	1.99	0.08	1.08
INLET #4_002879.LAB	3/12/2020	18:14	0.000	1.95	0.08	1.09
INLET #4_002880.LAB	3/12/2020	18:15	0.000	1.98	0.08	1.09
INLET #4_002881.LAB	3/12/2020	18:16	0.000	1.96	0.08	1.09
INLET #4_002882.LAB	3/12/2020	18:17	0.000	1.96	0.08	1.09
INLET #4_002883.LAB	3/12/2020	18:18	0.000	1.96	0.08	1.09
INLET #4_002884.LAB	3/12/2020	18:19	0.000	1.97	0.08	1.09
INLET #4_002885.LAB	3/12/2020	18:20	0.000	1.95	0.08	1.09
INLET #4_002886.LAB	3/12/2020	18:21	0.000	1.95	0.08	1.09
INLET #4_002887.LAB	3/12/2020	18:22	0.000	1.95	0.08	1.09
INLET #4_002888.LAB	3/12/2020	18:23	0.000	1.95	0.08	1.09
INLET #4_002889.LAB	3/12/2020	18:24	0.003	1.95	0.08	1.08
INLET #4_002890.LAB	3/12/2020	18:25	0.007	1.93	0.08	1.09
INLET #4_002891.LAB	3/12/2020	18:26	0.011	1.94	0.08	1.09
INLET #4_002892.LAB	3/12/2020	18:27	0.000	1.93	0.08	1.08
INLET #4_002893.LAB	3/12/2020	18:28	0.000	1.93	0.08	1.09
INLET #4_002894.LAB	3/12/2020	18:29	0.000	1.93	0.08	1.09
Average						
Average/MDL Values			0.143	2.02	0.10	0.91

FTIR Field Data

Company: Medline
Location: Waukegan, IL
Source: Inlet #4
Date: 3/11/2020
Run: 2
Time: 8:35-18:30

Spectrum	Date	Time	Ethylene Oxide ppmv wb	Methane ppmv wb	CO2 % vol wb	Water % vol
INLET #4_001160.LAB	3/11/2020	8:35	0.037	2.15	0.12	0.81
INLET #4_001161.LAB	3/11/2020	8:36	0.015	2.16	0.12	0.81
INLET #4_001162.LAB	3/11/2020	8:37	0.005	2.18	0.12	0.81
INLET #4_001163.LAB	3/11/2020	8:38	0.021	2.14	0.12	0.81
INLET #4_001164.LAB	3/11/2020	8:39	0.072	2.17	0.12	0.81
INLET #4_001165.LAB	3/11/2020	8:40	0.065	2.17	0.12	0.81
INLET #4_001166.LAB	3/11/2020	8:41	0.081	2.16	0.12	0.81
INLET #4_001167.LAB	3/11/2020	8:42	0.036	2.17	0.12	0.81
INLET #4_001168.LAB	3/11/2020	8:43	0.020	2.16	0.12	0.81
INLET #4_001169.LAB	3/11/2020	8:44	0.036	2.17	0.12	0.82
INLET #4_001170.LAB	3/11/2020	8:45	0.038	2.16	0.12	0.82
INLET #4_001171.LAB	3/11/2020	8:46	0.035	2.18	0.12	0.82
INLET #4_001172.LAB	3/11/2020	8:47	0.031	2.17	0.12	0.82
INLET #4_001173.LAB	3/11/2020	8:48	0.039	2.16	0.12	0.82
INLET #4_001174.LAB	3/11/2020	8:49	0.042	2.16	0.12	0.82
INLET #4_001175.LAB	3/11/2020	8:50	0.038	2.19	0.12	0.83
INLET #4_001176.LAB	3/11/2020	8:51	0.034	2.17	0.12	0.82
INLET #4_001177.LAB	3/11/2020	8:52	0.054	2.15	0.12	0.83
INLET #4_001178.LAB	3/11/2020	8:53	0.031	2.14	0.12	0.83
INLET #4_001179.LAB	3/11/2020	8:54	0.034	2.13	0.12	0.83
INLET #4_001180.LAB	3/11/2020	8:55	0.059	2.14	0.12	0.83
INLET #4_001181.LAB	3/11/2020	8:56	0.059	2.12	0.12	0.83
INLET #4_001182.LAB	3/11/2020	8:57	0.051	2.14	0.12	0.83
INLET #4_001183.LAB	3/11/2020	8:58	0.047	2.12	0.12	0.83
INLET #4_001184.LAB	3/11/2020	8:59	0.047	2.14	0.12	0.84
INLET #4_001185.LAB	3/11/2020	9:00	0.057	2.13	0.12	0.84
INLET #4_001186.LAB	3/11/2020	9:01	0.062	2.14	0.12	0.84
INLET #4_001187.LAB	3/11/2020	9:02	0.041	2.13	0.12	0.84
INLET #4_001188.LAB	3/11/2020	9:03	0.018	2.15	0.12	0.84
INLET #4_001189.LAB	3/11/2020	9:04	0.023	2.14	0.11	0.85
INLET #4_001190.LAB	3/11/2020	9:05	0.032	2.14	0.12	0.85
INLET #4_001191.LAB	3/11/2020	9:06	0.012	2.13	0.12	0.85
INLET #4_001192.LAB	3/11/2020	9:07	0.015	2.14	0.12	0.85
INLET #4_001193.LAB	3/11/2020	9:08	0.051	2.14	0.11	0.85
INLET #4_001194.LAB	3/11/2020	9:09	0.042	2.15	0.11	0.85
INLET #4_001195.LAB	3/11/2020	9:10	0.051	2.13	0.11	0.85
INLET #4_001196.LAB	3/11/2020	9:11	0.044	2.13	0.11	0.85
INLET #4_001197.LAB	3/11/2020	9:12	0.044	2.14	0.11	0.85
INLET #4_001198.LAB	3/11/2020	9:13	0.043	2.12	0.11	0.85
INLET #4_001199.LAB	3/11/2020	9:14	0.041	2.12	0.11	0.85
INLET #4_001200.LAB	3/11/2020	9:15	0.041	2.14	0.11	0.85
INLET #4_001201.LAB	3/11/2020	9:16	0.051	2.12	0.11	0.85
INLET #4_001202.LAB	3/11/2020	9:17	0.061	2.10	0.11	0.85
INLET #4_001203.LAB	3/11/2020	9:18	0.042	2.13	0.11	0.85
INLET #4_001204.LAB	3/11/2020	9:19	0.050	2.12	0.11	0.85
INLET #4_001205.LAB	3/11/2020	9:20	0.066	2.12	0.11	0.85
INLET #4_001206.LAB	3/11/2020	9:21	0.067	2.12	0.11	0.85
INLET #4_001207.LAB	3/11/2020	9:22	0.058	2.14	0.11	0.85
INLET #4_001208.LAB	3/11/2020	9:23	0.063	2.12	0.11	0.85
INLET #4_001209.LAB	3/11/2020	9:24	0.057	2.11	0.11	0.85
INLET #4_001210.LAB	3/11/2020	9:25	0.061	2.12	0.11	0.85
INLET #4_001211.LAB	3/11/2020	9:26	0.058	2.11	0.11	0.85
INLET #4_001212.LAB	3/11/2020	9:27	0.054	2.12	0.11	0.85
INLET #4_001213.LAB	3/11/2020	9:28	0.053	2.12	0.11	0.85
INLET #4_001214.LAB	3/11/2020	9:29	0.051	2.12	0.11	0.85
INLET #4_001215.LAB	3/11/2020	9:30	0.042	2.13	0.11	0.85
INLET #4_001216.LAB	3/11/2020	9:31	0.053	2.11	0.11	0.85
INLET #4_001217.LAB	3/11/2020	9:32	0.056	2.12	0.11	0.85
INLET #4_001218.LAB	3/11/2020	9:33	0.055	2.11	0.11	0.85
INLET #4_001219.LAB	3/11/2020	9:34	0.062	2.11	0.11	0.85
INLET #4_001220.LAB	3/11/2020	9:35	0.033	2.11	0.11	0.84
INLET #4_001221.LAB	3/11/2020	9:36	0.015	2.13	0.11	0.85
INLET #4_001222.LAB	3/11/2020	9:37	0.012	2.12	0.11	0.85
INLET #4_001223.LAB	3/11/2020	9:38	0.020	2.11	0.11	0.85
INLET #4_001224.LAB	3/11/2020	9:39	0.003	2.12	0.11	0.85
INLET #4_001225.LAB	3/11/2020	9:40	0.016	2.11	0.11	0.85
INLET #4_001226.LAB	3/11/2020	9:41	0.003	2.11	0.11	0.85
INLET #4_001227.LAB	3/11/2020	9:42	0.029	2.11	0.11	0.85
INLET #4_001228.LAB	3/11/2020	9:43	0.005	2.12	0.11	0.85
INLET #4_001229.LAB	3/11/2020	9:44	0.017	2.10	0.11	0.85
INLET #4_001230.LAB	3/11/2020	9:45	0.027	2.11	0.11	0.85
INLET #4_001231.LAB	3/11/2020	9:46	0.030	2.10	0.11	0.86
INLET #4_001232.LAB	3/11/2020	9:47	0.055	2.10	0.11	0.86
INLET #4_001233.LAB	3/11/2020	9:48	0.066	2.10	0.11	0.86
INLET #4_001234.LAB	3/11/2020	9:49	0.063	2.10	0.11	0.86
INLET #4_001235.LAB	3/11/2020	9:50	0.069	2.09	0.11	0.86
INLET #4_001236.LAB	3/11/2020	9:51	0.052	2.08	0.11	0.86
INLET #4_001237.LAB	3/11/2020	9:52	0.049	2.08	0.11	0.87
INLET #4_001238.LAB	3/11/2020	9:53	0.051	2.10	0.11	0.87

FTIR Field Data

Company: Medline
Location: Waukegan, IL
Source: Inlet #4
Date: 3/11/2020
Run: 2
Time: 8:35-18:30

Spectrum	Date	Time	Ethylene Oxide ppmv wb	Methane ppmv wb	CO2 % vol wb	Water % vol
INLET #4_001239.LAB	3/11/2020	9:54	0.058	2.10	0.11	0.87
INLET #4_001240.LAB	3/11/2020	9:55	0.040	2.09	0.11	0.87
INLET #4_001241.LAB	3/11/2020	9:56	0.052	2.08	0.11	0.88
INLET #4_001242.LAB	3/11/2020	9:57	0.067	2.08	0.11	0.87
INLET #4_001243.LAB	3/11/2020	9:58	0.057	2.09	0.11	0.87
INLET #4_001244.LAB	3/11/2020	9:59	0.053	2.08	0.11	0.87
INLET #4_001245.LAB	3/11/2020	10:00	0.047	2.09	0.11	0.87
INLET #4_001246.LAB	3/11/2020	10:01	0.047	2.07	0.11	0.87
INLET #4_001247.LAB	3/11/2020	10:02	0.061	2.09	0.11	0.87
INLET #4_001248.LAB	3/11/2020	10:03	0.060	2.08	0.11	0.87
INLET #4_001249.LAB	3/11/2020	10:04	0.079	2.06	0.11	0.87
INLET #4_001250.LAB	3/11/2020	10:05	0.075	2.07	0.11	0.87
INLET #4_001251.LAB	3/11/2020	10:06	0.076	2.06	0.11	0.87
INLET #4_001252.LAB	3/11/2020	10:07	0.057	2.06	0.11	0.86
INLET #4_001253.LAB	3/11/2020	10:08	0.041	2.03	0.11	0.86
INLET #4_001254.LAB	3/11/2020	10:09	0.045	2.07	0.11	0.85
INLET #4_001255.LAB	3/11/2020	10:10	0.043	2.08	0.11	0.85
INLET #4_001256.LAB	3/11/2020	10:11	0.041	2.09	0.11	0.85
INLET #4_001257.LAB	3/11/2020	10:12	0.022	2.09	0.11	0.85
INLET #4_001258.LAB	3/11/2020	10:13	0.096	2.11	0.11	0.85
INLET #4_001259.LAB	3/11/2020	10:14	0.102	2.09	0.11	0.84
INLET #4_001260.LAB	3/11/2020	10:15	0.117	2.11	0.11	0.84
INLET #4_001261.LAB	3/11/2020	10:16	0.154	2.11	0.11	0.84
INLET #4_001262.LAB	3/11/2020	10:17	0.189	2.11	0.11	0.84
INLET #4_001263.LAB	3/11/2020	10:18	0.180	2.10	0.11	0.84
INLET #4_001264.LAB	3/11/2020	10:19	0.206	2.11	0.11	0.84
INLET #4_001265.LAB	3/11/2020	10:20	0.181	2.12	0.11	0.83
INLET #4_001266.LAB	3/11/2020	10:21	0.164	2.12	0.11	0.83
INLET #4_001267.LAB	3/11/2020	10:22	0.162	2.10	0.11	0.83
INLET #4_001268.LAB	3/11/2020	10:23	0.168	2.11	0.11	0.83
INLET #4_001269.LAB	3/11/2020	10:24	0.135	2.09	0.11	0.83
INLET #4_001270.LAB	3/11/2020	10:25	0.115	2.08	0.11	0.83
INLET #4_001271.LAB	3/11/2020	10:26	0.101	2.09	0.11	0.83
INLET #4_001272.LAB	3/11/2020	10:27	0.090	2.06	0.11	0.82
INLET #4_001273.LAB	3/11/2020	10:28	0.091	2.05	0.11	0.82
INLET #4_001274.LAB	3/11/2020	10:29	0.085	2.05	0.11	0.82
INLET #4_001275.LAB	3/11/2020	10:30	0.069	2.06	0.11	0.82
INLET #4_001276.LAB	3/11/2020	10:31	0.095	2.04	0.11	0.82
INLET #4_001277.LAB	3/11/2020	10:32	0.056	2.06	0.11	0.82
INLET #4_001278.LAB	3/11/2020	10:33	0.006	2.05	0.11	0.82
INLET #4_001279.LAB	3/11/2020	10:34	0.000	2.04	0.11	0.81
INLET #4_001280.LAB	3/11/2020	10:35	0.000	2.07	0.11	0.81
INLET #4_001281.LAB	3/11/2020	10:36	0.013	2.05	0.11	0.81
INLET #4_001282.LAB	3/11/2020	10:37	0.022	2.04	0.11	0.81
INLET #4_001283.LAB	3/11/2020	10:38	0.047	2.05	0.11	0.81
INLET #4_001284.LAB	3/11/2020	10:39	0.081	2.05	0.11	0.81
INLET #4_001285.LAB	3/11/2020	10:40	0.072	2.04	0.11	0.81
INLET #4_001286.LAB	3/11/2020	10:41	0.095	2.06	0.11	0.81
INLET #4_001287.LAB	3/11/2020	10:42	0.150	2.07	0.11	0.81
INLET #4_001288.LAB	3/11/2020	10:43	0.077	2.08	0.11	0.82
INLET #4_001289.LAB	3/11/2020	10:44	0.130	2.08	0.11	0.81
INLET #4_001290.LAB	3/11/2020	10:45	0.201	2.10	0.11	0.81
INLET #4_001291.LAB	3/11/2020	10:46	0.175	2.11	0.11	0.82
INLET #4_001292.LAB	3/11/2020	10:47	0.207	2.12	0.11	0.82
INLET #4_001293.LAB	3/11/2020	10:48	0.187	2.09	0.11	0.82
INLET #4_001294.LAB	3/11/2020	10:49	0.182	2.07	0.11	0.82
INLET #4_001295.LAB	3/11/2020	10:50	0.159	2.05	0.11	0.82
INLET #4_001296.LAB	3/11/2020	10:51	0.160	2.04	0.11	0.83
INLET #4_001297.LAB	3/11/2020	10:52	0.136	2.04	0.11	0.83
INLET #4_001298.LAB	3/11/2020	10:53	0.140	2.06	0.11	0.83
INLET #4_001299.LAB	3/11/2020	10:54	0.092	2.06	0.11	0.84
INLET #4_001300.LAB	3/11/2020	10:55	0.102	2.04	0.11	0.84
INLET #4_001301.LAB	3/11/2020	10:56	0.085	2.05	0.11	0.84
INLET #4_001302.LAB	3/11/2020	10:57	0.097	2.05	0.11	0.84
INLET #4_001303.LAB	3/11/2020	10:58	0.077	2.04	0.11	0.84
INLET #4_001304.LAB	3/11/2020	10:59	0.065	2.08	0.11	0.84
INLET #4_001305.LAB	3/11/2020	11:00	0.086	2.05	0.11	0.84
INLET #4_001306.LAB	3/11/2020	11:01	0.071	2.06	0.11	0.84
INLET #4_001307.LAB	3/11/2020	11:02	0.195	2.09	0.11	0.84
INLET #4_001308.LAB	3/11/2020	11:03	0.170	2.07	0.11	0.83
INLET #4_001309.LAB	3/11/2020	11:04	0.198	2.09	0.11	0.84
INLET #4_001310.LAB	3/11/2020	11:05	0.258	2.11	0.11	0.83
INLET #4_001311.LAB	3/11/2020	11:06	0.247	2.09	0.11	0.83
INLET #4_001312.LAB	3/11/2020	11:07	0.246	2.07	0.11	0.83
INLET #4_001313.LAB	3/11/2020	11:08	0.239	2.09	0.11	0.83
INLET #4_001314.LAB	3/11/2020	11:09	0.255	2.10	0.11	0.83
INLET #4_001315.LAB	3/11/2020	11:10	0.225	2.08	0.11	0.83
INLET #4_001316.LAB	3/11/2020	11:11	0.194	2.06	0.11	0.83
INLET #4_001317.LAB	3/11/2020	11:12	0.175	2.05	0.11	0.83

FTIR Field Data

Company: Medline
Location: Waukegan, IL
Source: Inlet #4
Date: 3/11/2020
Run: 2
Time: 8:35-18:30

Spectrum	Date	Time	Ethylene Oxide ppmv wb	Methane ppmv wb	CO2 % vol wb	Water % vol
INLET #4_001318.LAB	3/11/2020	11:13	0.126	2.05	0.11	0.83
INLET #4_001319.LAB	3/11/2020	11:14	0.149	2.04	0.11	0.83
INLET #4_001320.LAB	3/11/2020	11:15	0.117	2.03	0.11	0.83
INLET #4_001321.LAB	3/11/2020	11:16	0.102	2.03	0.11	0.84
INLET #4_001322.LAB	3/11/2020	11:17	0.078	2.03	0.11	0.84
INLET #4_001323.LAB	3/11/2020	11:18	0.095	2.02	0.11	0.84
INLET #4_001324.LAB	3/11/2020	11:19	0.081	2.02	0.11	0.84
INLET #4_001325.LAB	3/11/2020	11:20	0.071	2.02	0.11	0.84
INLET #4_001326.LAB	3/11/2020	11:21	0.061	2.01	0.11	0.84
INLET #4_001327.LAB	3/11/2020	11:22	0.075	2.03	0.11	0.84
INLET #4_001328.LAB	3/11/2020	11:23	0.073	2.01	0.11	0.83
INLET #4_001329.LAB	3/11/2020	11:24	0.083	2.00	0.11	0.83
INLET #4_001330.LAB	3/11/2020	11:25	0.079	2.02	0.11	0.83
INLET #4_001331.LAB	3/11/2020	11:26	0.064	2.01	0.11	0.83
INLET #4_001332.LAB	3/11/2020	11:27	0.074	2.00	0.11	0.83
INLET #4_001333.LAB	3/11/2020	11:28	0.075	1.99	0.11	0.83
INLET #4_001334.LAB	3/11/2020	11:29	0.060	2.02	0.11	0.83
INLET #4_001335.LAB	3/11/2020	11:30	0.062	2.01	0.11	0.84
INLET #4_001336.LAB	3/11/2020	11:31	0.054	2.01	0.11	0.83
INLET #4_001337.LAB	3/11/2020	11:32	0.044	2.01	0.11	0.83
INLET #4_001338.LAB	3/11/2020	11:33	0.039	2.00	0.11	0.83
INLET #4_001339.LAB	3/11/2020	11:34	0.053	2.01	0.11	0.83
INLET #4_001340.LAB	3/11/2020	11:35	0.066	2.00	0.11	0.83
INLET #4_001341.LAB	3/11/2020	11:36	0.060	2.01	0.11	0.83
INLET #4_001342.LAB	3/11/2020	11:37	0.061	2.01	0.11	0.83
INLET #4_001343.LAB	3/11/2020	11:38	0.059	2.01	0.11	0.83
INLET #4_001344.LAB	3/11/2020	11:39	0.062	2.02	0.11	0.83
INLET #4_001345.LAB	3/11/2020	11:40	0.065	2.01	0.11	0.83
INLET #4_001346.LAB	3/11/2020	11:41	0.058	2.01	0.11	0.83
INLET #4_001347.LAB	3/11/2020	11:42	0.041	2.00	0.11	0.83
INLET #4_001348.LAB	3/11/2020	11:43	0.033	2.01	0.11	0.83
INLET #4_001349.LAB	3/11/2020	11:44	0.054	2.01	0.11	0.83
INLET #4_001350.LAB	3/11/2020	11:45	0.030	2.00	0.11	0.83
INLET #4_001351.LAB	3/11/2020	11:46	0.056	2.02	0.11	0.83
INLET #4_001352.LAB	3/11/2020	11:47	0.043	2.00	0.11	0.83
INLET #4_001353.LAB	3/11/2020	11:48	0.043	2.01	0.11	0.83
INLET #4_001354.LAB	3/11/2020	11:49	0.040	1.99	0.11	0.83
INLET #4_001355.LAB	3/11/2020	11:50	0.056	1.99	0.11	0.83
INLET #4_001356.LAB	3/11/2020	11:51	0.046	2.00	0.11	0.83
INLET #4_001357.LAB	3/11/2020	11:52	0.029	2.01	0.11	0.83
INLET #4_001358.LAB	3/11/2020	11:53	0.027	2.00	0.11	0.83
INLET #4_001359.LAB	3/11/2020	11:55	0.045	2.01	0.11	0.83
INLET #4_001360.LAB	3/11/2020	11:56	0.045	2.01	0.11	0.84
INLET #4_001361.LAB	3/11/2020	11:57	0.046	2.00	0.11	0.84
INLET #4_001362.LAB	3/11/2020	11:58	0.056	1.98	0.10	0.84
INLET #4_001363.LAB	3/11/2020	11:59	0.059	1.98	0.10	0.85
INLET #4_001364.LAB	3/11/2020	12:00	0.051	2.00	0.10	0.85
INLET #4_001365.LAB	3/11/2020	12:01	0.051	1.99	0.10	0.86
INLET #4_001366.LAB	3/11/2020	12:02	0.054	1.97	0.10	0.86
INLET #4_001367.LAB	3/11/2020	12:03	0.052	1.96	0.10	0.86
INLET #4_001368.LAB	3/11/2020	12:04	0.040	1.95	0.10	0.87
INLET #4_001369.LAB	3/11/2020	12:05	0.053	1.96	0.10	0.87
INLET #4_001370.LAB	3/11/2020	12:06	0.048	1.97	0.10	0.87
INLET #4_001371.LAB	3/11/2020	12:07	0.048	1.95	0.10	0.87
INLET #4_001372.LAB	3/11/2020	12:08	0.046	1.97	0.10	0.87
INLET #4_001373.LAB	3/11/2020	12:09	0.065	1.98	0.10	0.86
INLET #4_001374.LAB	3/11/2020	12:10	0.068	1.97	0.10	0.86
INLET #4_001375.LAB	3/11/2020	12:11	0.064	1.98	0.10	0.87
INLET #4_001376.LAB	3/11/2020	12:12	0.051	1.98	0.10	0.87
INLET #4_001377.LAB	3/11/2020	12:13	0.042	1.98	0.10	0.87
INLET #4_001378.LAB	3/11/2020	12:14	0.031	1.98	0.10	0.87
INLET #4_001379.LAB	3/11/2020	12:15	0.044	1.98	0.10	0.87
INLET #4_001380.LAB	3/11/2020	12:16	0.048	1.99	0.10	0.86
INLET #4_001381.LAB	3/11/2020	12:17	0.048	1.98	0.10	0.86
INLET #4_001382.LAB	3/11/2020	12:18	0.043	1.97	0.10	0.86
INLET #4_001383.LAB	3/11/2020	12:19	0.035	1.97	0.10	0.85
INLET #4_001384.LAB	3/11/2020	12:20	0.045	1.99	0.10	0.85
INLET #4_001385.LAB	3/11/2020	12:21	0.030	1.98	0.10	0.85
INLET #4_001386.LAB	3/11/2020	12:22	0.031	1.98	0.10	0.85
INLET #4_001387.LAB	3/11/2020	12:23	0.042	1.99	0.10	0.85
INLET #4_001388.LAB	3/11/2020	12:24	0.042	1.98	0.10	0.85
INLET #4_001389.LAB	3/11/2020	12:25	0.025	2.00	0.10	0.85
INLET #4_001390.LAB	3/11/2020	12:26	0.027	1.99	0.10	0.84
INLET #4_001391.LAB	3/11/2020	12:27	0.052	1.98	0.10	0.83
INLET #4_001392.LAB	3/11/2020	12:28	0.033	1.98	0.10	0.83
INLET #4_001393.LAB	3/11/2020	12:29	0.027	1.98	0.10	0.82
INLET #4_001394.LAB	3/11/2020	12:30	0.033	1.98	0.10	0.83
INLET #4_001395.LAB	3/11/2020	12:31	0.024	1.98	0.10	0.83
INLET #4_001396.LAB	3/11/2020	12:32	0.020	1.98	0.10	0.82

FTIR Field Data

Company: Medline
Location: Waukegan, IL
Source: Inlet #4
Date: 3/11/2020
Run: 2
Time: 8:35-18:30

Spectrum	Date	Time	Ethylene Oxide ppmv wb	Methane ppmv wb	CO2 % vol wb	Water % vol
INLET #4_001397.LAB	3/11/2020	12:33	0.017	1.98	0.10	0.82
INLET #4_001398.LAB	3/11/2020	12:34	0.027	1.98	0.10	0.82
INLET #4_001399.LAB	3/11/2020	12:35	0.016	1.98	0.10	0.82
INLET #4_001400.LAB	3/11/2020	12:36	0.025	1.98	0.10	0.82
INLET #4_001401.LAB	3/11/2020	12:37	0.031	2.00	0.10	0.82
INLET #4_001402.LAB	3/11/2020	12:38	0.026	2.00	0.10	0.82
INLET #4_001403.LAB	3/11/2020	12:39	0.022	2.00	0.10	0.82
INLET #4_001404.LAB	3/11/2020	12:40	0.011	1.99	0.10	0.82
INLET #4_001405.LAB	3/11/2020	12:41	0.018	1.98	0.10	0.82
INLET #4_001406.LAB	3/11/2020	12:42	0.039	1.99	0.10	0.81
INLET #4_001407.LAB	3/11/2020	12:43	0.029	2.01	0.10	0.81
INLET #4_001408.LAB	3/11/2020	12:44	0.026	1.98	0.10	0.81
INLET #4_001409.LAB	3/11/2020	12:45	0.007	1.99	0.10	0.81
INLET #4_001410.LAB	3/11/2020	12:46	0.027	2.01	0.10	0.81
INLET #4_001411.LAB	3/11/2020	12:47	0.029	1.98	0.10	0.81
INLET #4_001412.LAB	3/11/2020	12:48	0.033	1.99	0.10	0.81
INLET #4_001413.LAB	3/11/2020	12:49	0.029	2.00	0.10	0.82
INLET #4_001414.LAB	3/11/2020	12:50	0.015	2.00	0.10	0.82
INLET #4_001415.LAB	3/11/2020	12:51	0.023	1.99	0.10	0.81
INLET #4_001416.LAB	3/11/2020	12:52	0.021	1.98	0.10	0.81
INLET #4_001417.LAB	3/11/2020	12:53	0.029	2.00	0.10	0.82
INLET #4_001418.LAB	3/11/2020	12:54	0.017	1.98	0.10	0.81
INLET #4_001419.LAB	3/11/2020	12:55	0.027	1.95	0.10	0.81
INLET #4_001420.LAB	3/11/2020	12:56	0.021	1.98	0.10	0.82
INLET #4_001421.LAB	3/11/2020	12:57	0.012	1.98	0.10	0.81
INLET #4_001422.LAB	3/11/2020	12:58	0.036	1.97	0.10	0.82
INLET #4_001423.LAB	3/11/2020	12:59	0.031	2.00	0.10	0.82
INLET #4_001424.LAB	3/11/2020	13:00	0.007	1.99	0.10	0.82
INLET #4_001425.LAB	3/11/2020	13:01	0.032	2.00	0.10	0.82
INLET #4_001426.LAB	3/11/2020	13:02	0.023	1.98	0.10	0.82
INLET #4_001427.LAB	3/11/2020	13:03	0.023	1.98	0.10	0.82
INLET #4_001428.LAB	3/11/2020	13:04	0.006	1.96	0.10	0.82
INLET #4_001429.LAB	3/11/2020	13:05	0.020	1.97	0.10	0.82
INLET #4_001430.LAB	3/11/2020	13:06	0.012	1.96	0.10	0.82
INLET #4_001431.LAB	3/11/2020	13:07	0.018	2.00	0.10	0.82
INLET #4_001432.LAB	3/11/2020	13:08	0.015	1.97	0.10	0.82
INLET #4_001433.LAB	3/11/2020	13:09	0.001	1.98	0.10	0.82
INLET #4_001434.LAB	3/11/2020	13:10	0.000	1.98	0.10	0.82
INLET #4_001435.LAB	3/11/2020	13:11	0.010	1.96	0.10	0.82
INLET #4_001436.LAB	3/11/2020	13:12	0.011	1.97	0.10	0.82
INLET #4_001437.LAB	3/11/2020	13:13	0.009	1.99	0.10	0.83
INLET #4_001438.LAB	3/11/2020	13:14	0.017	1.97	0.10	0.82
INLET #4_001439.LAB	3/11/2020	13:15	0.006	1.99	0.10	0.82
INLET #4_001440.LAB	3/11/2020	13:16	0.030	1.97	0.10	0.82
INLET #4_001441.LAB	3/11/2020	13:17	0.040	1.97	0.10	0.82
INLET #4_001442.LAB	3/11/2020	13:18	0.041	1.96	0.10	0.82
INLET #4_001443.LAB	3/11/2020	13:19	0.028	1.98	0.10	0.82
INLET #4_001444.LAB	3/11/2020	13:20	0.044	1.99	0.10	0.82
INLET #4_001445.LAB	3/11/2020	13:21	0.032	1.98	0.10	0.82
INLET #4_001446.LAB	3/11/2020	13:22	0.023	1.99	0.10	0.82
INLET #4_001447.LAB	3/11/2020	13:23	0.056	1.98	0.10	0.82
INLET #4_001448.LAB	3/11/2020	13:24	0.030	1.97	0.10	0.82
INLET #4_001449.LAB	3/11/2020	13:25	0.028	1.97	0.10	0.82
INLET #4_001450.LAB	3/11/2020	13:26	0.035	1.98	0.10	0.82
INLET #4_001451.LAB	3/11/2020	13:27	0.055	1.97	0.10	0.82
INLET #4_001452.LAB	3/11/2020	13:28	0.041	1.98	0.10	0.82
INLET #4_001453.LAB	3/11/2020	13:29	0.034	1.98	0.10	0.82
INLET #4_001454.LAB	3/11/2020	13:30	0.050	1.99	0.10	0.82
INLET #4_001455.LAB	3/11/2020	13:31	0.061	1.99	0.10	0.82
INLET #4_001456.LAB	3/11/2020	13:32	0.047	1.97	0.10	0.82
INLET #4_001457.LAB	3/11/2020	13:33	0.043	1.99	0.10	0.82
INLET #4_001458.LAB	3/11/2020	13:34	0.042	1.99	0.10	0.82
INLET #4_001459.LAB	3/11/2020	13:35	0.049	1.98	0.10	0.82
INLET #4_001460.LAB	3/11/2020	13:36	0.046	1.98	0.10	0.81
INLET #4_001461.LAB	3/11/2020	13:37	0.043	1.97	0.10	0.82
INLET #4_001462.LAB	3/11/2020	13:38	0.063	1.99	0.10	0.81
INLET #4_001463.LAB	3/11/2020	13:39	0.036	1.96	0.10	0.81
INLET #4_001464.LAB	3/11/2020	13:40	0.043	1.98	0.10	0.81
INLET #4_001465.LAB	3/11/2020	13:41	0.021	1.96	0.10	0.81
INLET #4_001466.LAB	3/11/2020	13:42	0.055	1.98	0.10	0.80
INLET #4_001467.LAB	3/11/2020	13:43	0.013	1.98	0.10	0.80
INLET #4_001468.LAB	3/11/2020	13:44	0.053	1.96	0.10	0.80
INLET #4_001469.LAB	3/11/2020	13:45	0.038	1.99	0.10	0.80
INLET #4_001470.LAB	3/11/2020	13:46	0.039	1.98	0.10	0.80
INLET #4_001471.LAB	3/11/2020	13:47	0.028	1.98	0.10	0.80
INLET #4_001472.LAB	3/11/2020	13:48	0.031	1.98	0.10	0.80
INLET #4_001473.LAB	3/11/2020	13:49	0.046	1.98	0.10	0.80
INLET #4_001474.LAB	3/11/2020	13:50	0.028	1.99	0.10	0.81
INLET #4_001475.LAB	3/11/2020	13:51	0.017	1.99	0.10	0.81

FTIR Field Data

Company: Medline
Location: Waukegan, IL
Source: Inlet #4
Date: 3/11/2020
Run: 2
Time: 8:35-18:30

Spectrum	Date	Time	Ethylene Oxide ppmv wb	Methane ppmv wb	CO2 % vol wb	Water % vol
INLET #4_001476.LAB	3/11/2020	13:52	0.029	2.00	0.10	0.81
INLET #4_001477.LAB	3/11/2020	13:53	0.020	1.99	0.10	0.81
INLET #4_001478.LAB	3/11/2020	13:54	0.014	1.97	0.10	0.81
INLET #4_001479.LAB	3/11/2020	13:55	0.045	1.98	0.10	0.81
INLET #4_001480.LAB	3/11/2020	13:56	0.061	1.96	0.10	0.80
INLET #4_001481.LAB	3/11/2020	13:57	0.060	1.96	0.10	0.80
INLET #4_001482.LAB	3/11/2020	13:58	0.046	1.97	0.10	0.80
INLET #4_001483.LAB	3/11/2020	13:59	0.037	1.98	0.10	0.80
INLET #4_001484.LAB	3/11/2020	14:00	0.027	1.97	0.10	0.80
INLET #4_001485.LAB	3/11/2020	14:01	0.022	1.95	0.10	0.80
INLET #4_001486.LAB	3/11/2020	14:02	0.029	1.97	0.10	0.80
INLET #4_001487.LAB	3/11/2020	14:03	0.048	1.98	0.10	0.80
INLET #4_001488.LAB	3/11/2020	14:04	0.053	1.95	0.10	0.80
INLET #4_001489.LAB	3/11/2020	14:05	0.037	1.95	0.10	0.81
INLET #4_001490.LAB	3/11/2020	14:06	0.027	1.96	0.10	0.81
INLET #4_001491.LAB	3/11/2020	14:07	0.014	1.96	0.10	0.80
INLET #4_001492.LAB	3/11/2020	14:08	0.000	1.95	0.10	0.81
INLET #4_001493.LAB	3/11/2020	14:09	0.016	1.95	0.10	0.81
INLET #4_001494.LAB	3/11/2020	14:10	0.043	1.96	0.10	0.81
INLET #4_001495.LAB	3/11/2020	14:11	0.030	1.99	0.10	0.81
INLET #4_001496.LAB	3/11/2020	14:12	0.027	1.97	0.10	0.81
INLET #4_001497.LAB	3/11/2020	14:13	0.025	1.96	0.10	0.81
INLET #4_001498.LAB	3/11/2020	14:14	0.020	1.97	0.10	0.81
INLET #4_001499.LAB	3/11/2020	14:15	0.000	1.98	0.10	0.81
INLET #4_001500.LAB	3/11/2020	14:16	0.019	2.00	0.10	0.81
INLET #4_001501.LAB	3/11/2020	14:17	0.046	1.97	0.10	0.81
INLET #4_001502.LAB	3/11/2020	14:18	0.016	1.96	0.10	0.81
INLET #4_001503.LAB	3/11/2020	14:19	0.009	1.99	0.10	0.81
INLET #4_001504.LAB	3/11/2020	14:20	0.025	1.98	0.10	0.81
INLET #4_001505.LAB	3/11/2020	14:21	0.039	2.00	0.10	0.81
INLET #4_001506.LAB	3/11/2020	14:22	0.014	1.96	0.10	0.80
INLET #4_001507.LAB	3/11/2020	14:23	0.055	1.98	0.10	0.80
INLET #4_001508.LAB	3/11/2020	14:24	0.027	1.99	0.10	0.80
INLET #4_001509.LAB	3/11/2020	14:25	0.046	1.96	0.10	0.80
INLET #4_001510.LAB	3/11/2020	14:26	0.045	1.96	0.10	0.80
INLET #4_001511.LAB	3/11/2020	14:27	0.049	1.98	0.10	0.80
INLET #4_001512.LAB	3/11/2020	14:28	0.035	1.96	0.10	0.80
INLET #4_001513.LAB	3/11/2020	14:29	0.057	1.97	0.10	0.80
INLET #4_001514.LAB	3/11/2020	14:30	0.045	1.98	0.10	0.80
INLET #4_001515.LAB	3/11/2020	14:31	0.075	1.97	0.10	0.80
INLET #4_001516.LAB	3/11/2020	14:32	0.062	1.97	0.10	0.80
INLET #4_001517.LAB	3/11/2020	14:33	0.066	1.97	0.10	0.80
INLET #4_001518.LAB	3/11/2020	14:34	0.083	1.96	0.10	0.80
INLET #4_001519.LAB	3/11/2020	14:35	0.072	1.97	0.10	0.80
INLET #4_001520.LAB	3/11/2020	14:36	0.097	1.98	0.10	0.80
INLET #4_001521.LAB	3/11/2020	14:37	0.087	1.99	0.10	0.80
INLET #4_001522.LAB	3/11/2020	14:38	0.089	1.98	0.10	0.80
INLET #4_001523.LAB	3/11/2020	14:39	0.093	1.98	0.10	0.80
INLET #4_001524.LAB	3/11/2020	14:40	0.121	1.98	0.10	0.80
INLET #4_001525.LAB	3/11/2020	14:41	0.113	1.99	0.10	0.80
INLET #4_001526.LAB	3/11/2020	14:42	0.073	2.00	0.10	0.80
INLET #4_001527.LAB	3/11/2020	14:43	0.081	1.99	0.10	0.80
INLET #4_001528.LAB	3/11/2020	14:44	0.089	1.98	0.10	0.80
INLET #4_001529.LAB	3/11/2020	14:45	0.090	1.99	0.10	0.80
INLET #4_001530.LAB	3/11/2020	14:46	0.095	1.98	0.10	0.80
INLET #4_001531.LAB	3/11/2020	14:47	0.090	1.98	0.10	0.80
INLET #4_001532.LAB	3/11/2020	14:48	0.081	2.00	0.10	0.80
INLET #4_001533.LAB	3/11/2020	14:49	0.090	1.99	0.10	0.80
INLET #4_001534.LAB	3/11/2020	14:50	0.079	1.96	0.10	0.80
INLET #4_001535.LAB	3/11/2020	14:51	0.086	2.00	0.10	0.80
INLET #4_001536.LAB	3/11/2020	14:52	0.087	1.98	0.10	0.80
INLET #4_001537.LAB	3/11/2020	14:53	0.086	1.98	0.10	0.81
INLET #4_001538.LAB	3/11/2020	14:54	0.063	2.00	0.10	0.80
INLET #4_001539.LAB	3/11/2020	14:55	0.069	2.00	0.10	0.80
INLET #4_001540.LAB	3/11/2020	14:56	0.055	1.99	0.10	0.80
INLET #4_001541.LAB	3/11/2020	14:57	0.049	2.00	0.10	0.80
INLET #4_001542.LAB	3/11/2020	14:58	0.064	1.99	0.10	0.80
INLET #4_001543.LAB	3/11/2020	14:59	0.069	1.99	0.10	0.80
INLET #4_001544.LAB	3/11/2020	15:00	0.054	1.99	0.10	0.80
INLET #4_001545.LAB	3/11/2020	15:01	0.058	1.98	0.10	0.80
INLET #4_001546.LAB	3/11/2020	15:02	0.055	2.00	0.10	0.80
INLET #4_001547.LAB	3/11/2020	15:03	0.066	1.98	0.10	0.80
INLET #4_001548.LAB	3/11/2020	15:04	0.080	1.97	0.10	0.80
INLET #4_001549.LAB	3/11/2020	15:05	0.078	1.97	0.10	0.80
INLET #4_001550.LAB	3/11/2020	15:06	0.072	1.98	0.10	0.81
INLET #4_001551.LAB	3/11/2020	15:07	0.060	2.00	0.10	0.81
INLET #4_001552.LAB	3/11/2020	15:08	0.089	2.00	0.10	0.81
INLET #4_001553.LAB	3/11/2020	15:09	0.061	1.99	0.10	0.81
INLET #4_001554.LAB	3/11/2020	15:10	0.098	1.99	0.10	0.81

FTIR Field Data

Company: Medline
Location: Waukegan, IL
Source: Inlet #4
Date: 3/11/2020
Run: 2
Time: 8:35-18:30

Spectrum	Date	Time	Ethylene Oxide ppmv wb	Methane ppmv wb	CO2 % vol wb	Water % vol
INLET #4_001555.LAB	3/11/2020	15:11	0.099	1.99	0.10	0.81
INLET #4_001556.LAB	3/11/2020	15:12	0.108	2.01	0.10	0.81
INLET #4_001557.LAB	3/11/2020	15:13	0.078	2.01	0.10	0.81
INLET #4_001558.LAB	3/11/2020	15:14	0.093	2.00	0.10	0.82
INLET #4_001559.LAB	3/11/2020	15:15	0.090	2.01	0.10	0.81
INLET #4_001560.LAB	3/11/2020	15:16	0.098	2.01	0.10	0.82
INLET #4_001561.LAB	3/11/2020	15:17	0.103	1.89	0.10	0.81
INLET #4_001562.LAB	3/11/2020	15:18	0.089	1.99	0.10	0.82
INLET #4_001563.LAB	3/11/2020	15:19	0.058	1.98	0.10	0.82
INLET #4_001564.LAB	3/11/2020	15:20	0.089	1.99	0.10	0.82
INLET #4_001565.LAB	3/11/2020	15:21	0.082	1.99	0.10	0.81
INLET #4_001566.LAB	3/11/2020	15:22	0.083	1.98	0.10	0.81
INLET #4_001567.LAB	3/11/2020	15:23	0.067	2.00	0.10	0.81
INLET #4_001568.LAB	3/11/2020	15:24	0.061	2.00	0.10	0.81
INLET #4_001569.LAB	3/11/2020	15:25	0.033	1.99	0.10	0.81
INLET #4_001570.LAB	3/11/2020	15:26	0.039	1.99	0.10	0.81
INLET #4_001571.LAB	3/11/2020	15:27	0.038	2.01	0.10	0.81
INLET #4_001572.LAB	3/11/2020	15:28	0.049	2.01	0.10	0.81
INLET #4_001573.LAB	3/11/2020	15:29	0.038	2.02	0.10	0.81
INLET #4_001574.LAB	3/11/2020	15:30	0.037	1.99	0.10	0.82
INLET #4_001575.LAB	3/11/2020	15:31	0.012	2.00	0.10	0.82
INLET #4_001576.LAB	3/11/2020	15:32	0.002	2.02	0.10	0.81
INLET #4_001577.LAB	3/11/2020	15:33	0.016	2.00	0.10	0.82
INLET #4_001578.LAB	3/11/2020	15:34	0.012	2.01	0.10	0.82
INLET #4_001579.LAB	3/11/2020	15:35	0.005	1.99	0.10	0.82
INLET #4_001580.LAB	3/11/2020	15:36	0.004	1.99	0.10	0.81
INLET #4_001581.LAB	3/11/2020	15:37	0.000	1.98	0.10	0.81
INLET #4_001582.LAB	3/11/2020	15:38	0.002	1.99	0.10	0.81
INLET #4_001583.LAB	3/11/2020	15:39	0.000	2.01	0.10	0.81
INLET #4_001584.LAB	3/11/2020	15:40	0.000	2.00	0.10	0.81
INLET #4_001585.LAB	3/11/2020	15:41	0.000	2.00	0.10	0.81
INLET #4_001586.LAB	3/11/2020	15:42	0.018	2.02	0.10	0.81
INLET #4_001587.LAB	3/11/2020	15:43	0.011	2.00	0.10	0.81
INLET #4_001588.LAB	3/11/2020	15:44	0.000	2.00	0.10	0.81
INLET #4_001589.LAB	3/11/2020	15:45	0.016	1.99	0.10	0.81
INLET #4_001590.LAB	3/11/2020	15:46	0.014	2.01	0.10	0.81
INLET #4_001591.LAB	3/11/2020	15:47	0.019	2.02	0.10	0.81
INLET #4_001592.LAB	3/11/2020	15:48	0.013	2.01	0.10	0.81
INLET #4_001593.LAB	3/11/2020	15:49	0.025	2.01	0.10	0.81
INLET #4_001594.LAB	3/11/2020	15:50	0.030	2.03	0.10	0.81
INLET #4_001595.LAB	3/11/2020	15:51	0.037	2.00	0.10	0.81
INLET #4_001596.LAB	3/11/2020	15:52	0.034	2.01	0.10	0.81
INLET #4_001597.LAB	3/11/2020	15:53	0.028	2.01	0.10	0.80
INLET #4_001598.LAB	3/11/2020	15:54	0.035	2.00	0.10	0.80
INLET #4_001599.LAB	3/11/2020	15:55	0.011	2.01	0.10	0.80
INLET #4_001600.LAB	3/11/2020	15:56	0.016	2.00	0.10	0.80
INLET #4_001601.LAB	3/11/2020	15:57	0.000	2.01	0.10	0.80
INLET #4_001602.LAB	3/11/2020	15:58	0.025	2.00	0.10	0.80
INLET #4_001603.LAB	3/11/2020	15:59	0.018	2.00	0.10	0.80
INLET #4_001604.LAB	3/11/2020	16:00	0.028	2.02	0.10	0.80
INLET #4_001605.LAB	3/11/2020	16:01	0.006	2.01	0.10	0.80
INLET #4_001606.LAB	3/11/2020	16:02	0.002	2.02	0.10	0.80
INLET #4_001607.LAB	3/11/2020	16:03	0.000	2.02	0.10	0.80
INLET #4_001608.LAB	3/11/2020	16:04	0.000	2.03	0.10	0.80
INLET #4_001609.LAB	3/11/2020	16:05	0.000	2.00	0.10	0.81
INLET #4_001610.LAB	3/11/2020	16:06	0.007	2.02	0.10	0.80
INLET #4_001611.LAB	3/11/2020	16:07	0.000	2.02	0.10	0.80
INLET #4_001612.LAB	3/11/2020	16:08	0.000	2.03	0.10	0.80
INLET #4_001613.LAB	3/11/2020	16:09	0.000	2.02	0.10	0.80
INLET #4_001614.LAB	3/11/2020	16:10	0.000	2.01	0.10	0.81
INLET #4_001615.LAB	3/11/2020	16:11	0.000	2.01	0.10	0.81
INLET #4_001616.LAB	3/11/2020	16:12	0.000	2.00	0.10	0.81
INLET #4_001617.LAB	3/11/2020	16:13	0.000	2.01	0.10	0.81
INLET #4_001618.LAB	3/11/2020	16:14	0.000	2.01	0.10	0.81
INLET #4_001619.LAB	3/11/2020	16:15	0.000	2.00	0.10	0.82
INLET #4_001620.LAB	3/11/2020	16:16	0.000	2.01	0.10	0.82
INLET #4_001621.LAB	3/11/2020	16:17	0.000	2.01	0.10	0.82
INLET #4_001622.LAB	3/11/2020	16:18	0.000	2.02	0.10	0.82
INLET #4_001623.LAB	3/11/2020	16:19	0.012	2.01	0.10	0.82
INLET #4_001624.LAB	3/11/2020	16:20	0.004	2.00	0.10	0.82
INLET #4_001625.LAB	3/11/2020	16:21	0.000	2.02	0.10	0.82
INLET #4_001626.LAB	3/11/2020	16:22	0.000	2.01	0.10	0.81
INLET #4_001627.LAB	3/11/2020	16:23	0.011	1.99	0.10	0.82
INLET #4_001628.LAB	3/11/2020	16:24	0.005	2.01	0.10	0.82
INLET #4_001629.LAB	3/11/2020	16:25	0.035	2.01	0.10	0.82
INLET #4_001630.LAB	3/11/2020	16:26	0.015	2.01	0.10	0.81
INLET #4_001631.LAB	3/11/2020	16:27	0.020	2.00	0.10	0.81
INLET #4_001632.LAB	3/11/2020	16:28	0.034	2.00	0.10	0.81
INLET #4_001633.LAB	3/11/2020	16:29	0.031	2.00	0.10	0.82

FTIR Field Data

Company: Medline
Location: Waukegan, IL
Source: Inlet #4
Date: 3/11/2020
Run: 2
Time: 8:35-18:30

Spectrum	Date	Time	Ethylene Oxide ppmv wb	Methane ppmv wb	CO2 % vol wb	Water % vol
INLET #4_001634.LAB	3/11/2020	16:30	0.049	2.01	0.10	0.81
INLET #4_001635.LAB	3/11/2020	16:31	0.040	2.01	0.10	0.81
INLET #4_001636.LAB	3/11/2020	16:32	0.044	2.00	0.10	0.82
INLET #4_001637.LAB	3/11/2020	16:33	0.045	2.02	0.10	0.81
INLET #4_001638.LAB	3/11/2020	16:34	0.040	2.01	0.10	0.81
INLET #4_001639.LAB	3/11/2020	16:35	0.034	2.02	0.10	0.81
INLET #4_001640.LAB	3/11/2020	16:36	0.056	1.99	0.10	0.81
INLET #4_001641.LAB	3/11/2020	16:37	0.055	1.98	0.10	0.81
INLET #4_001642.LAB	3/11/2020	16:38	0.061	2.00	0.10	0.81
INLET #4_001643.LAB	3/11/2020	16:39	0.069	1.97	0.10	0.81
INLET #4_001644.LAB	3/11/2020	16:40	0.070	1.98	0.10	0.81
INLET #4_001645.LAB	3/11/2020	16:41	0.065	1.97	0.10	0.81
INLET #4_001646.LAB	3/11/2020	16:42	0.108	1.99	0.10	0.81
INLET #4_001647.LAB	3/11/2020	16:43	0.100	1.99	0.10	0.80
INLET #4_001648.LAB	3/11/2020	16:44	0.173	1.98	0.10	0.81
INLET #4_001649.LAB	3/11/2020	16:45	0.113	1.98	0.10	0.80
INLET #4_001650.LAB	3/11/2020	16:46	0.140	1.99	0.10	0.81
INLET #4_001651.LAB	3/11/2020	16:47	0.173	2.00	0.10	0.80
INLET #4_001652.LAB	3/11/2020	16:48	0.219	1.99	0.10	0.80
INLET #4_001653.LAB	3/11/2020	16:49	0.226	1.99	0.10	0.80
INLET #4_001654.LAB	3/11/2020	16:50	0.216	1.99	0.10	0.80
INLET #4_001655.LAB	3/11/2020	16:51	0.150	2.00	0.10	0.80
INLET #4_001656.LAB	3/11/2020	16:52	0.159	2.00	0.10	0.80
INLET #4_001657.LAB	3/11/2020	16:53	0.156	2.02	0.10	0.80
INLET #4_001658.LAB	3/11/2020	16:54	0.141	2.02	0.10	0.80
INLET #4_001659.LAB	3/11/2020	16:55	0.156	2.01	0.10	0.80
INLET #4_001660.LAB	3/11/2020	16:56	0.153	2.00	0.10	0.80
INLET #4_001661.LAB	3/11/2020	16:57	0.137	1.99	0.10	0.80
INLET #4_001662.LAB	3/11/2020	16:58	0.155	1.99	0.10	0.80
INLET #4_001663.LAB	3/11/2020	16:59	0.131	1.98	0.10	0.80
INLET #4_001664.LAB	3/11/2020	17:00	0.133	2.00	0.10	0.80
INLET #4_001665.LAB	3/11/2020	17:01	0.122	2.00	0.10	0.80
INLET #4_001666.LAB	3/11/2020	17:02	0.128	2.00	0.10	0.80
INLET #4_001667.LAB	3/11/2020	17:03	0.115	2.02	0.10	0.80
INLET #4_001868.LAB	3/11/2020	17:04	0.090	1.99	0.10	0.80
INLET #4_001669.LAB	3/11/2020	17:05	0.140	2.00	0.10	0.80
INLET #4_001670.LAB	3/11/2020	17:06	0.103	1.99	0.10	0.80
INLET #4_001671.LAB	3/11/2020	17:07	0.112	1.99	0.10	0.80
INLET #4_001672.LAB	3/11/2020	17:08	0.085	2.00	0.10	0.80
INLET #4_001673.LAB	3/11/2020	17:09	0.102	2.00	0.10	0.79
INLET #4_001674.LAB	3/11/2020	17:10	0.097	2.00	0.10	0.80
INLET #4_001675.LAB	3/11/2020	17:11	0.099	1.98	0.10	0.80
INLET #4_001676.LAB	3/11/2020	17:12	0.114	1.97	0.10	0.79
INLET #4_001677.LAB	3/11/2020	17:13	0.115	1.98	0.10	0.79
INLET #4_001678.LAB	3/11/2020	17:14	0.114	2.00	0.10	0.79
INLET #4_001679.LAB	3/11/2020	17:15	0.104	1.97	0.10	0.79
INLET #4_001680.LAB	3/11/2020	17:16	0.125	1.98	0.10	0.79
INLET #4_001681.LAB	3/11/2020	17:17	0.113	1.98	0.10	0.79
INLET #4_001682.LAB	3/11/2020	17:18	0.102	2.00	0.10	0.79
INLET #4_001683.LAB	3/11/2020	17:19	0.116	1.98	0.10	0.79
INLET #4_001684.LAB	3/11/2020	17:20	0.095	1.99	0.10	0.80
INLET #4_001685.LAB	3/11/2020	17:21	0.006	1.98	0.10	0.80
INLET #4_001686.LAB	3/11/2020	17:22	0.043	2.01	0.10	0.79
INLET #4_001687.LAB	3/11/2020	17:23	0.077	1.99	0.10	0.80
INLET #4_001688.LAB	3/11/2020	17:24	0.218	2.00	0.10	0.80
INLET #4_001689.LAB	3/11/2020	17:25	0.160	1.97	0.10	0.80
INLET #4_001690.LAB	3/11/2020	17:26	0.177	1.98	0.10	0.80
INLET #4_001691.LAB	3/11/2020	17:27	0.162	1.98	0.10	0.80
INLET #4_001692.LAB	3/11/2020	17:28	0.148	2.00	0.10	0.80
INLET #4_001693.LAB	3/11/2020	17:29	0.144	2.00	0.10	0.80
INLET #4_001694.LAB	3/11/2020	17:30	0.138	2.01	0.10	0.81
INLET #4_001695.LAB	3/11/2020	17:31	0.143	2.00	0.10	0.80
INLET #4_001696.LAB	3/11/2020	17:32	0.168	2.01	0.10	0.80
INLET #4_001697.LAB	3/11/2020	17:33	0.153	2.03	0.10	0.80
INLET #4_001698.LAB	3/11/2020	17:34	0.140	2.02	0.10	0.80
INLET #4_001699.LAB	3/11/2020	17:35	0.131	2.00	0.10	0.80
INLET #4_001700.LAB	3/11/2020	17:36	0.124	1.98	0.10	0.80
INLET #4_001701.LAB	3/11/2020	17:37	0.149	2.01	0.10	0.80
INLET #4_001702.LAB	3/11/2020	17:38	0.152	1.99	0.10	0.80
INLET #4_001703.LAB	3/11/2020	17:39	0.145	1.99	0.10	0.80
INLET #4_001704.LAB	3/11/2020	17:40	0.130	2.01	0.10	0.80
INLET #4_001705.LAB	3/11/2020	17:41	0.122	2.00	0.10	0.80
INLET #4_001706.LAB	3/11/2020	17:42	0.123	2.01	0.10	0.80
INLET #4_001707.LAB	3/11/2020	17:43	0.122	2.02	0.10	0.80
INLET #4_001708.LAB	3/11/2020	17:44	0.129	2.03	0.10	0.80
INLET #4_001709.LAB	3/11/2020	17:45	0.132	2.00	0.10	0.80
INLET #4_001710.LAB	3/11/2020	17:46	0.101	2.01	0.10	0.80
INLET #4_001711.LAB	3/11/2020	17:47	0.097	2.03	0.10	0.80
INLET #4_001712.LAB	3/11/2020	17:48	0.095	2.02	0.10	0.80

FTIR Field Data

Company: Medline
Location: Waukegan, IL
Source: Inlet #4
Date: 3/11/2020
Run: 2
Time: 8:35-18:30

Spectrum	Date	Time	Ethylene Oxide ppmv wb	Methane ppmv wb	CO2 % vol wb	Water % vol
INLET #4_001713.LAB	3/11/2020	17:49	0.105	2.03	0.10	0.80
INLET #4_001714.LAB	3/11/2020	17:50	0.100	2.01	0.10	0.80
INLET #4_001715.LAB	3/11/2020	17:51	0.086	2.02	0.10	0.80
INLET #4_001716.LAB	3/11/2020	17:52	0.068	1.98	0.10	0.80
INLET #4_001717.LAB	3/11/2020	17:53	0.076	2.02	0.10	0.80
INLET #4_001718.LAB	3/11/2020	17:54	0.082	1.98	0.10	0.80
INLET #4_001719.LAB	3/11/2020	17:55	0.083	2.02	0.10	0.80
INLET #4_001720.LAB	3/11/2020	17:56	0.102	1.99	0.10	0.79
INLET #4_001721.LAB	3/11/2020	17:57	0.101	1.98	0.10	0.79
INLET #4_001722.LAB	3/11/2020	17:58	0.069	2.02	0.10	0.80
INLET #4_001723.LAB	3/11/2020	17:59	0.073	2.00	0.10	0.79
INLET #4_001724.LAB	3/11/2020	18:00	0.094	1.99	0.10	0.79
INLET #4_001725.LAB	3/11/2020	18:01	0.104	1.99	0.10	0.79
INLET #4_001726.LAB	3/11/2020	18:02	0.079	1.98	0.10	0.79
INLET #4_001727.LAB	3/11/2020	18:03	0.073	1.99	0.10	0.79
INLET #4_001728.LAB	3/11/2020	18:04	0.069	1.98	0.10	0.79
INLET #4_001729.LAB	3/11/2020	18:05	0.069	1.97	0.10	0.79
INLET #4_001730.LAB	3/11/2020	18:06	0.065	1.97	0.10	0.79
INLET #4_001731.LAB	3/11/2020	18:07	0.074	1.98	0.10	0.79
INLET #4_001732.LAB	3/11/2020	18:08	0.075	2.00	0.10	0.79
INLET #4_001733.LAB	3/11/2020	18:09	0.069	1.98	0.10	0.79
INLET #4_001734.LAB	3/11/2020	18:10	0.077	1.99	0.10	0.79
INLET #4_001735.LAB	3/11/2020	18:11	0.071	1.99	0.10	0.79
INLET #4_001736.LAB	3/11/2020	18:12	0.106	1.98	0.10	0.79
INLET #4_001737.LAB	3/11/2020	18:13	0.098	1.99	0.10	0.79
INLET #4_001738.LAB	3/11/2020	18:14	0.168	1.99	0.10	0.79
INLET #4_001739.LAB	3/11/2020	18:15	0.193	1.99	0.10	0.80
INLET #4_001740.LAB	3/11/2020	18:16	0.186	2.00	0.10	0.79
INLET #4_001741.LAB	3/11/2020	18:17	0.196	1.99	0.10	0.79
INLET #4_001742.LAB	3/11/2020	18:18	0.151	1.99	0.10	0.80
INLET #4_001743.LAB	3/11/2020	18:19	0.120	2.01	0.10	0.80
INLET #4_001744.LAB	3/11/2020	18:20	0.108	2.00	0.10	0.80
INLET #4_001745.LAB	3/11/2020	18:21	0.119	1.99	0.10	0.80
INLET #4_001746.LAB	3/11/2020	18:22	0.074	1.98	0.10	0.80
INLET #4_001747.LAB	3/11/2020	18:23	0.064	2.00	0.10	0.80
INLET #4_001748.LAB	3/11/2020	18:24	0.085	1.99	0.10	0.80
INLET #4_001749.LAB	3/11/2020	18:25	0.090	1.99	0.10	0.80
INLET #4_001750.LAB	3/11/2020	18:26	0.096	1.98	0.10	0.80
INLET #4_001751.LAB	3/11/2020	18:27	0.090	1.97	0.10	0.80
INLET #4_001752.LAB	3/11/2020	18:28	0.275	2.01	0.10	0.80
INLET #4_001753.LAB	3/11/2020	18:29	0.272	1.99	0.10	0.80

	Average			
Average/MDL Values	0.090	2.02	0.10	0.82

Spectrum	Date	Time	Ethylene oxi	METHANE L	CO2% 150C	H2O% 150C	SULFUR HE	Ethylene 15	Temp (C)	Pressure (Atm)	
INLET #4_000007BKG.LAB	3/10/2020	7:12	0.00	0.00	0.00	0.00	0.00	0.00	149.96	1.00	
INLET #4_000008.LAB	3/10/2020	7:12	-0.02	-0.02	0.00	0.00	0.00	0.08	149.96	1.00	
INLET #4_000009.LAB	3/10/2020	7:13	0.01	0.01	0.00	0.00	0.00	-0.01	149.96	1.00	
INLET #4_000010.LAB	3/10/2020	7:13	-0.02	-0.02	0.00	0.00	0.00	0.07	149.96	1.00	
INLET #4_000011.LAB	3/10/2020	7:13	-0.03	0.02	0.00	0.00	0.00	-0.07	150.02	1.00	
INLET #4_000012.LAB	3/10/2020	7:13	-0.04	0.01	0.00	0.00	0.00	-0.03	150.03	1.00	
INLET #4_000013.LAB	3/10/2020	7:14	-0.01	-0.01	0.00	-0.01	0.00	-0.04	150.03	1.00	
INLET #4_000014.LAB	3/10/2020	7:14	-0.04	0.02	0.00	0.00	0.00	0.01	150.03	1.00	
INLET #4_000015.LAB	3/10/2020	7:14	-0.05	-0.02	0.00	0.00	0.00	0.03	150.03	1.00	-0.03
INLET #4_000016.LAB	3/10/2020	7:14	-0.03	-0.01	0.00	-0.01	0.00	-0.06	150.03	1.00	
INLET #4_000017.LAB	3/10/2020	7:15	-0.05	0.00	0.00	0.00	0.00	0.14	150.03	1.00	
INLET #4_000018.LAB	3/10/2020	7:15	-0.04	-0.03	0.00	0.00	0.00	0.05	150.03	1.00	
INLET #4_000019.LAB	3/10/2020	7:15	-0.04	-0.02	0.00	0.00	0.00	-0.04	150.03	1.00	
INLET #4_000020.LAB	3/10/2020	7:15	36.26	0.04	0.00	0.00	1.54	47.12	150.03	1.00	
INLET #4_000021.LAB	3/10/2020	7:16	4.49	0.00	0.00	0.00	5.00	101.23	150.03	1.00	
INLET #4_000022.LAB	3/10/2020	7:16	1.26	-0.01	0.00	0.00	5.05	102.20	150.03	1.00	
INLET #4_000023.LAB	3/10/2020	7:16	0.79	0.02	0.00	0.00	5.05	102.17	150.03	1.00	
INLET #4_000024.LAB	3/10/2020	7:16	0.54	0.00	0.00	0.00	5.05	101.96	150.03	1.00	
INLET #4_000025.LAB	3/10/2020	7:17	0.39	0.01	0.00	0.00	5.17	101.86	150.03	1.00	
INLET #4_000026.LAB	3/10/2020	7:17	0.32	0.00	0.00	0.00	5.17	102.58	150.03	1.00	
INLET #4_000027.LAB	3/10/2020	7:17	0.25	0.02	0.00	0.00	5.17	102.43	150.03	1.00	
INLET #4_000028.LAB	3/10/2020	7:17	0.18	0.03	0.00	0.00	5.16	102.60	150.03	1.00	
INLET #4_000029.LAB	3/10/2020	7:18	0.16	0.02	0.00	0.00	5.16	103.42	150.03	1.00	
INLET #4_000030.LAB	3/10/2020	7:18	0.14	0.05	0.00	0.00	5.16	103.48	150.03	1.00	
INLET #4_000031.LAB	3/10/2020	7:18	0.11	-0.02	0.00	0.00	5.15	103.12	150.03	0.98	103.16
INLET #4_000032.LAB	3/10/2020	7:18	47.07	0.66	0.01	0.04	7.26	-19.21	150.03	1.00	
INLET #4_000033.LAB	3/10/2020	7:19	97.54	0.05	0.00	0.01	5.28	0.48	150.03	1.00	
INLET #4_000034.LAB	3/10/2020	7:19	98.00	0.05	0.00	0.00	5.24	0.97	150.03	1.00	
INLET #4_000035.LAB	3/10/2020	7:19	97.98	0.03	0.00	-0.01	5.24	1.18	149.97	1.00	
INLET #4_000036.LAB	3/10/2020	7:19	98.15	0.05	0.00	-0.01	5.24	1.06	149.96	1.00	
INLET #4_000037.LAB	3/10/2020	7:20	98.55	0.01	0.00	-0.01	5.24	0.78	149.96	1.00	
INLET #4_000038.LAB	3/10/2020	7:20	98.46	0.02	0.00	-0.01	5.23	1.13	149.96	1.00	98.28
INLET #4_000039.LAB	3/10/2020	7:20	31.90	-0.01	0.00	0.00	1.66	3.60	149.96	1.00	
INLET #4_000040.LAB	3/10/2020	7:20	10.92	0.03	0.00	0.00	0.56	-0.21	149.96	1.00	
INLET #4_000041.LAB	3/10/2020	7:21	10.57	0.01	0.00	0.00	0.55	-0.08	149.96	1.00	
INLET #4_000042.LAB	3/10/2020	7:21	10.45	0.03	0.00	0.00	0.54	-0.09	149.96	1.00	
INLET #4_000043.LAB	3/10/2020	7:21	10.38	0.04	0.00	0.00	0.54	0.08	149.96	1.00	
INLET #4_000044.LAB	3/10/2020	7:21	10.36	0.03	0.00	0.00	0.54	0.00	149.96	1.00	10.44
INLET #4_000045.LAB	3/10/2020	7:22	9.25	0.01	0.00	0.00	0.48	-0.04	149.96	1.00	
INLET #4_000046.LAB	3/10/2020	7:22	2.26	-0.03	0.00	0.00	0.11	1.68	149.96	1.00	
INLET #4_000047.LAB	3/10/2020	7:22	1.87	-0.02	0.00	0.00	0.11	0.90	149.96	1.00	
INLET #4_000048.LAB	3/10/2020	7:22	1.96	-0.03	0.00	0.00	0.11	0.39	149.96	1.00	
INLET #4_000049.LAB	3/10/2020	7:23	1.93	0.03	0.00	0.00	0.11	0.22	149.96	1.00	
INLET #4_000050.LAB	3/10/2020	7:23	1.95	-0.02	0.00	0.00	0.11	0.26	149.96	1.00	
INLET #4_000051.LAB	3/10/2020	7:23	1.93	-0.02	0.00	0.00	0.11	0.27	149.96	1.00	
INLET #4_000052.LAB	3/10/2020	7:23	1.33	1.86	0.04	0.34	0.06	-2.39	149.96	1.00	
INLET #4_000053.LAB	3/10/2020	7:24	0.67	5.30	0.09	0.63	0.00	-7.06	149.96	1.01	
INLET #4_000054.LAB	3/10/2020	7:24	-0.10	2.30	0.11	0.60	-0.01	-0.93	149.96	1.01	
INLET #4_000055.LAB	3/10/2020	7:24	-0.25	2.00	0.11	0.60	0.00	0.09	149.96	1.01	
INLET #4_000056.LAB	3/10/2020	7:24	0.09	1.88	0.11	0.57	0.00	0.38	149.96	1.00	
INLET #4_000057.LAB	3/10/2020	7:25	1.50	0.10	0.01	0.04	0.05	0.40	149.96	0.99	
INLET #4_000058.LAB	3/10/2020	7:25	-0.12	-0.02	0.00	0.00	0.00	0.02	149.96	0.99	
INLET #4_000059.LAB	3/10/2020	7:25	-0.13	0.01	0.00	0.00	0.00	-0.17	149.96	0.99	
INLET #4_000060.LAB	3/10/2020	7:25	-0.11	-0.03	0.00	0.00	0.00	-0.07	149.96	0.99	
INLET #4_000061.LAB	3/10/2020	7:26	1.77	0.01	0.00	0.00	0.14	1.34	149.96	0.99	
INLET #4_000062.LAB	3/10/2020	7:26	5.32	0.02	0.00	0.00	4.77	92.60	149.96	0.99	
INLET #4_000063.LAB	3/10/2020	7:26	0.26	0.01	0.00	0.00	5.14	102.94	149.96	0.99	
INLET #4_000064.LAB	3/10/2020	7:26	0.07	0.03	0.00	0.00	5.15	103.08	149.96	0.99	
INLET #4_000065.LAB	3/10/2020	7:27	0.03	0.01	0.00	0.00	5.15	103.31	149.96	0.99	
INLET #4_000066.LAB	3/10/2020	7:27	0.01	0.05	0.00	0.00	5.15	103.27	149.96	0.99	103.19
INLET #4_000067.LAB	3/10/2020	7:27	-0.01	0.05	0.00	0.00	5.14	103.11	150.01	0.98	0.02
INLET #4_000068.LAB	3/10/2020	7:27	45.77	0.01	0.00	0.00	5.23	48.98	150.03	0.99	
INLET #4_000069.LAB	3/10/2020	7:28	96.20	0.03	0.00	-0.01	5.22	1.64	150.03	0.99	
INLET #4_000070.LAB	3/10/2020	7:28	96.12	0.01	0.00	-0.01	5.23	1.27	150.03	0.99	
INLET #4_000071.LAB	3/10/2020	7:28	95.95	0.00	0.00	-0.01	5.24	1.23	150.03	0.99	
INLET #4_000072.LAB	3/10/2020	7:28	96.76	0.02	0.00	-0.01	5.23	1.27	150.03	0.99	
INLET #4_000073.LAB	3/10/2020	7:29	97.92	0.02	0.00	-0.01	5.22	1.29	150.03	0.99	
INLET #4_000074.LAB	3/10/2020	7:29	98.46	0.03	0.00	-0.01	5.22	1.36	150.03	0.99	
INLET #4_000075.LAB	3/10/2020	7:29	98.54	0.00	0.00	-0.01	5.22	1.34	150.03	0.99	
INLET #4_000076.LAB	3/10/2020	7:29	98.79	0.02	0.00	-0.01	5.22	1.35	150.03	0.99	
INLET #4_000077.LAB	3/10/2020	7:30	98.78	0.01	0.00	-0.01	5.22	1.23	150.03	0.99	
INLET #4_000078.LAB	3/10/2020	7:30	98.86	0.03	0.00	-0.01	5.22	1.20	150.03	0.99	98.74
INLET #4_000079.LAB	3/10/2020	7:30	47.13	-0.01	0.00	0.00	2.51	3.24	150.03	0.99	
INLET #4_000080.LAB	3/10/2020	7:30	11.15	-0.01	0.00	0.00	0.57	0.11	150.03	0.99	
INLET #4_000081.LAB	3/10/2020	7:31	10.64	0.01	0.00	0.00	0.55	-0.01	150.03	0.99	
INLET #4_000082.LAB	3/10/2020	7:31	10.53	0.02	0.00	0.00	0.54	0.07	150.03	0.99	
INLET #4_000083.LAB	3/10/2020	7:31	10.47	0.02	0.00	0.00	0.54	0.10	150.03	0.99	
INLET #4_000084.LAB	3/10/2020	7:31	10.43	0.04	0.00	0.00	0.54	0.02	150.03	0.99	
INLET #4_000085.LAB	3/10/2020	7:32	10.40	0.03	0.00	0.00	0.54	-0.10	150.03	0.99	10.45
INLET #4_000086.LAB	3/10/2020	7:32	8.59	0.00	0.00	0.00	0.45	-0.04	150.03	0.99	
INLET #4_000087.LAB	3/10/2020	7:32	2.09	-0.01	0.00	0.00	0.11	0.29	150.03	0.99	
INLET #4_000088.LAB	3/10/2020	7:32	1.94	-0.03	0.00	0.00	0.11	0.27	150.03	0.99	

Spectrum	Date	Time	Ethylene oxi	METHANE L	CO2% 150C	H2O% 150C	SULFUR HE	Ethylene 15(	Temp (C)	Pressure (Atm)
INLET #4_000089.LAB	3/10/2020	7:33	1.97	-0.06	0.00	0.00	0.11	0.10	150.08	0.99
INLET #4_000090.LAB	3/10/2020	7:33	1.94	-0.03	0.00	0.00	0.11	0.35	150.13	0.99
INLET #4_000091.LAB	3/10/2020	7:33	1.96	-0.04	0.00	0.00	0.11	0.22	150.13	0.99
INLET #4_000092.LAB	3/10/2020	7:33	1.97	-0.05	0.00	0.00	0.11	0.14	150.10	0.99
INLET #4_000093.LAB	3/10/2020	7:34	1.93	0.01	0.00	0.00	0.11	0.26	150.05	0.99
INLET #4_000094.LAB	3/10/2020	7:34	1.92	-0.04	0.00	0.00	0.11	0.19	150.05	0.98
INLET #4_000095.LAB	3/10/2020	7:34	1.67	-0.02	0.00	0.00	0.08	0.08	150.05	0.99
INLET #4_000096.LAB	3/10/2020	7:34	-0.10	0.00	0.00	0.01	0.00	-0.06	150.00	0.99

Spectrum	Date	Time	Ethylene oxic	METHANE L	CO2% 150C	H2O% 150C	SULFUR HE	Ethylene 150	Temp (C)	Pressure (Atm)
INLET #4_000097BKG.LAB	3/10/2020	7:36	0.00	0.00	0.00	0.00	0.00	0.00	149.98	0.99
INLET #4_000098.LAB	3/10/2020	7:37	-0.03	1.82	0.10	0.54	0.00	-0.42	149.92	0.99
INLET #4_000099.LAB	3/10/2020	7:38	-0.16	2.02	0.12	0.62	0.00	0.17	149.89	0.99
INLET #4_000100.LAB	3/10/2020	7:39	-0.17	2.02	0.12	0.60	0.00	0.52	149.90	0.99
INLET #4_000101.LAB	3/10/2020	7:40	-0.18	2.03	0.12	0.61	0.00	0.52	149.98	0.99
INLET #4_000102.LAB	3/10/2020	7:41	-0.20	2.03	0.12	0.61	0.00	0.56	150.08	0.99
INLET #4_000103.LAB	3/10/2020	7:42	-0.19	2.03	0.12	0.61	0.00	0.64	150.15	0.99
INLET #4_000104.LAB	3/10/2020	7:43	-0.18	2.01	0.12	0.61	0.00	0.56	150.08	0.99
INLET #4_000105.LAB	3/10/2020	7:44	-0.19	2.00	0.12	0.61	0.00	0.63	149.99	0.99
INLET #4_000106.LAB	3/10/2020	7:45	-0.19	2.02	0.12	0.62	0.00	0.62	149.99	0.99
INLET #4_000107.LAB	3/10/2020	7:46	-0.19	2.02	0.12	0.62	0.00	0.65	149.99	0.99
INLET #4_000108.LAB	3/10/2020	7:47	-0.19	2.02	0.12	0.62	0.00	0.66	149.95	0.99
INLET #4_000109.LAB	3/10/2020	7:48	-0.19	2.02	0.12	0.63	0.00	0.74	149.94	0.99
INLET #4_000110.LAB	3/10/2020	7:49	-0.21	2.02	0.12	0.63	0.00	0.76	149.94	0.99
INLET #4_000111.LAB	3/10/2020	7:50	-0.20	2.01	0.12	0.63	0.00	0.70	149.94	0.99
INLET #4_000112.LAB	3/10/2020	7:51	-0.20	2.03	0.12	0.63	0.00	0.71	149.95	0.99
INLET #4_000113.LAB	3/10/2020	7:52	-0.20	2.03	0.12	0.64	0.00	0.74	149.99	0.99
INLET #4_000114.LAB	3/10/2020	7:53	-0.20	2.00	0.12	0.64	0.00	0.75	150.05	0.99
INLET #4_000115.LAB	3/10/2020	7:54	-0.21	2.01	0.12	0.64	0.00	0.77	150.06	0.99
INLET #4_000116.LAB	3/10/2020	7:55	-0.19	2.01	0.12	0.64	0.00	0.79	150.06	0.99
INLET #4_000117.LAB	3/10/2020	7:56	-0.21	2.01	0.12	0.64	0.00	0.78	150.06	0.99
INLET #4_000118.LAB	3/10/2020	7:57	-0.21	2.01	0.12	0.64	0.00	0.76	150.02	0.99
INLET #4_000119.LAB	3/10/2020	7:58	-0.21	2.02	0.12	0.64	0.00	0.72	149.99	0.99
INLET #4_000120.LAB	3/10/2020	7:59	-0.22	2.02	0.12	0.65	0.00	0.77	149.99	0.99
INLET #4_000121.LAB	3/10/2020	8:00	-0.22	2.03	0.12	0.65	0.00	0.75	149.93	0.99
INLET #4_000122.LAB	3/10/2020	8:01	-0.22	2.02	0.12	0.65	0.00	0.70	149.91	0.99
INLET #4_000123.LAB	3/10/2020	8:02	-0.22	2.02	0.12	0.65	0.00	0.66	149.91	0.99
INLET #4_000124.LAB	3/10/2020	8:03	-0.21	2.02	0.12	0.65	0.00	0.75	149.98	0.99
INLET #4_000125.LAB	3/10/2020	8:04	-0.21	2.03	0.12	0.66	0.00	0.69	150.05	0.99
INLET #4_000126.LAB	3/10/2020	8:05	-0.20	2.03	0.12	0.66	0.00	0.73	150.06	0.99
INLET #4_000127.LAB	3/10/2020	8:06	-0.21	2.03	0.12	0.66	0.00	0.70	150.07	0.99
INLET #4_000128.LAB	3/10/2020	8:07	-0.21	2.03	0.12	0.66	0.00	0.70	150.08	0.99
INLET #4_000129.LAB	3/10/2020	8:08	-0.21	2.01	0.12	0.66	0.00	0.67	150.00	0.99
INLET #4_000130.LAB	3/10/2020	8:09	-0.20	2.02	0.12	0.66	0.00	0.74	150.00	0.99
INLET #4_000131.LAB	3/10/2020	8:10	-0.20	1.99	0.12	0.66	0.00	0.79	150.00	0.99
INLET #4_000132.LAB	3/10/2020	8:11	-0.20	2.00	0.12	0.66	0.00	0.79	150.00	0.99
INLET #4_000133.LAB	3/10/2020	8:12	-0.20	2.02	0.12	0.66	0.00	0.81	150.00	0.99
INLET #4_000134.LAB	3/10/2020	8:13	-0.21	2.02	0.12	0.66	0.00	0.77	150.00	0.99
INLET #4_000135.LAB	3/10/2020	8:14	-0.19	2.04	0.12	0.66	0.00	0.72	149.94	0.99
INLET #4_000136.LAB	3/10/2020	8:15	-0.21	2.04	0.12	0.67	0.00	0.72	149.92	0.99
INLET #4_000137.LAB	3/10/2020	8:16	-0.21	2.02	0.12	0.67	0.00	0.65	149.92	0.99
INLET #4_000138.LAB	3/10/2020	8:17	-0.21	2.01	0.12	0.67	0.00	0.73	149.94	0.99
INLET #4_000139.LAB	3/10/2020	8:18	-0.21	2.02	0.12	0.67	0.00	0.73	149.99	0.99
INLET #4_000140.LAB	3/10/2020	8:19	-0.22	2.01	0.12	0.67	0.00	0.69	150.00	0.99
INLET #4_000141.LAB	3/10/2020	8:20	-0.21	2.02	0.12	0.67	0.00	0.69	150.08	0.99
INLET #4_000142.LAB	**3/10/2020**	**8:21**	**0.00**	**2.03**	**0.12**	**0.67**	**0.00**	**0.68**	**150.08**	**0.99**
INLET #4_000143.LAB	**3/10/2020**	**8:22**	**0.00**	**2.03**	**0.12**	**0.67**	**0.00**	**0.69**	**150.07**	**0.99**
INLET #4_000144.LAB	**3/10/2020**	**8:23**	**0.00**	**1.99**	**0.12**	**0.67**	**0.00**	**0.69**	**150.00**	**0.99**
INLET #4_000145.LAB	**3/10/2020**	**8:24**	**0.00**	**2.00**	**0.12**	**0.68**	**0.00**	**0.77**	**150.00**	**0.99**
INLET #4_000146.LAB	**3/10/2020**	**8:25**	**0.00**	**2.01**	**0.12**	**0.68**	**0.00**	**0.74**	**150.00**	**0.99**
INLET #4_000147.LAB	**3/10/2020**	**8:26**	**0.00**	**1.99**	**0.12**	**0.68**	**0.00**	**0.71**	**149.96**	**0.99**
INLET #4_000148.LAB	**3/10/2020**	**8:27**	**0.00**	**1.97**	**0.12**	**0.68**	**0.00**	**0.72**	**149.92**	**0.99**
INLET #4_000149.LAB	**3/10/2020**	**8:28**	**0.00**	**1.98**	**0.12**	**0.68**	**0.00**	**0.72**	**149.92**	**0.99**
INLET #4_000150.LAB	**3/10/2020**	**8:29**	**0.00**	**1.99**	**0.12**	**0.68**	**0.00**	**0.79**	**149.92**	**0.99**
INLET #4_000151.LAB	**3/10/2020**	**8:30**	**0.00**	**1.99**	**0.12**	**0.68**	**0.00**	**0.74**	**149.94**	**0.99**
INLET #4_000152.LAB	**3/10/2020**	**8:31**	**0.00**	**1.99**	**0.12**	**0.68**	**0.00**	**0.75**	**149.99**	**0.99**
INLET #4_000153.LAB	**3/10/2020**	**8:32**	**0.00**	**1.99**	**0.12**	**0.68**	**0.00**	**0.81**	**149.99**	**0.99**
INLET #4_000154.LAB	**3/10/2020**	**8:33**	**0.00**	**1.99**	**0.12**	**0.69**	**0.00**	**0.81**	**149.99**	**0.99**
INLET #4_000155.LAB	**3/10/2020**	**8:34**	**0.00**	**1.99**	**0.12**	**0.69**	**0.00**	**0.76**	**149.99**	**0.99**
INLET #4_000156.LAB	**3/10/2020**	**8:35**	**0.03**	**1.98**	**0.12**	**0.69**	**0.00**	**0.75**	**149.99**	**0.99**
INLET #4_000157.LAB	**3/10/2020**	**8:36**	**0.06**	**2.01**	**0.12**	**0.69**	**0.00**	**0.77**	**149.99**	**0.99**
INLET #4_000158.LAB	**3/10/2020**	**8:37**	**0.03**	**1.99**	**0.12**	**0.69**	**0.00**	**0.79**	**149.99**	**0.99**
INLET #4_000159.LAB	**3/10/2020**	**8:38**	**0.05**	**2.00**	**0.12**	**0.69**	**0.00**	**0.75**	**149.99**	**0.99**
INLET #4_000160.LAB	**3/10/2020**	**8:39**	**0.06**	**1.99**	**0.12**	**0.69**	**0.00**	**0.70**	**149.99**	**0.99**
INLET #4_000161.LAB	**3/10/2020**	**8:40**	**0.07**	**1.99**	**0.12**	**0.69**	**0.00**	**0.67**	**149.99**	**0.99**
INLET #4_000162.LAB	**3/10/2020**	**8:41**	**0.06**	**1.99**	**0.12**	**0.69**	**0.00**	**0.75**	**150.02**	**0.99**
INLET #4_000163.LAB	**3/10/2020**	**8:42**	**0.06**	**1.99**	**0.12**	**0.69**	**0.00**	**0.78**	**150.08**	**0.99**
INLET #4_000164.LAB	**3/10/2020**	**8:43**	**0.05**	**1.99**	**0.12**	**0.70**	**0.00**	**0.72**	**150.08**	**0.99**
INLET #4_000165.LAB	**3/10/2020**	**8:44**	**0.05**	**1.99**	**0.12**	**0.70**	**0.00**	**0.72**	**150.08**	**0.99**
INLET #4_000166.LAB	**3/10/2020**	**8:45**	**0.04**	**2.00**	**0.12**	**0.70**	**0.00**	**0.78**	**150.01**	**0.99**

Spectrum	Date	Time	Ethylene oxi	METHANE L	CO2% 150C	H2O% 150C	SULFUR HE	Ethylene 15	Temp (C)	Pressure (Atm)
INLET #4_000167.LAB	3/10/2020	8:46	0.04	2.01	0.12	0.70	0.00	0.77	150.00	0.99
INLET #4_000168.LAB	3/10/2020	8:47	0.05	2.00	0.12	0.70	0.00	0.75	149.92	0.99
INLET #4_000169.LAB	3/10/2020	8:48	0.05	2.00	0.12	0.70	0.00	0.75	149.92	0.99
INLET #4_000170.LAB	3/10/2020	8:49	0.05	2.02	0.12	0.70	0.00	0.73	149.99	0.99
INLET #4_000171.LAB	3/10/2020	8:50	0.05	2.01	0.12	0.70	0.00	0.68	150.02	0.99
INLET #4_000172.LAB	3/10/2020	8:51	0.07	2.00	0.12	0.70	0.00	0.72	150.02	0.99
INLET #4_000173.LAB	3/10/2020	8:52	0.03	1.99	0.12	0.70	0.00	0.69	149.95	0.99
INLET #4_000174.LAB	3/10/2020	8:53	0.05	2.02	0.12	0.71	0.00	0.70	149.94	0.99
INLET #4_000175.LAB	3/10/2020	8:54	0.06	2.00	0.12	0.70	0.00	0.75	149.94	0.99
INLET #4_000176.LAB	3/10/2020	8:55	0.04	2.01	0.12	0.71	0.00	0.75	149.94	0.99
INLET #4_000177.LAB	3/10/2020	8:56	0.03	2.00	0.12	0.71	0.00	0.75	149.97	0.99
INLET #4_000178.LAB	3/10/2020	8:57	0.04	2.00	0.12	0.71	0.00	0.77	150.01	0.99
INLET #4_000179.LAB	3/10/2020	8:58	0.06	2.00	0.12	0.71	0.00	0.77	150.01	0.99
INLET #4_000180.LAB	3/10/2020	8:59	0.08	2.02	0.12	0.71	0.00	0.78	150.01	0.99
INLET #4_000181.LAB	3/10/2020	9:00	0.07	1.98	0.12	0.71	0.00	0.68	150.02	0.99
INLET #4_000182.LAB	3/10/2020	9:01	0.07	2.00	0.12	0.71	0.00	0.73	150.11	0.99
INLET #4_000183.LAB	3/10/2020	9:02	0.09	2.01	0.12	0.71	0.00	0.82	150.10	0.99
INLET #4_000184.LAB	3/10/2020	9:03	0.07	2.02	0.12	0.71	0.00	0.79	150.02	0.99
INLET #4_000185.LAB	3/10/2020	9:04	0.09	2.00	0.12	0.71	0.00	0.80	149.96	0.99
INLET #4_000186.LAB	3/10/2020	9:05	0.06	1.99	0.12	0.71	0.00	0.85	149.96	0.99
INLET #4_000187.LAB	3/10/2020	9:06	0.04	1.99	0.12	0.71	0.00	0.86	149.99	0.99
INLET #4_000188.LAB	3/10/2020	9:07	0.07	1.99	0.12	0.72	0.00	0.90	150.03	0.99
INLET #4_000189.LAB	3/10/2020	9:08	0.06	2.00	0.12	0.72	0.00	0.87	149.98	0.99
INLET #4_000190.LAB	3/10/2020	9:09	0.06	1.99	0.12	0.72	0.00	0.88	149.98	0.99
INLET #4_000191.LAB	3/10/2020	9:10	0.06	1.99	0.12	0.72	0.00	0.78	149.98	0.99
INLET #4_000192.LAB	3/10/2020	9:11	0.06	1.98	0.12	0.72	0.00	0.84	149.98	0.99
INLET #4_000193.LAB	3/10/2020	9:12	0.07	2.00	0.12	0.72	0.00	0.84	149.98	0.99
INLET #4_000194.LAB	3/10/2020	9:13	0.04	2.02	0.12	0.72	0.00	0.83	149.98	0.99
INLET #4_000195.LAB	3/10/2020	9:14	0.05	2.01	0.12	0.72	0.00	0.83	149.98	0.99
INLET #4_000196.LAB	3/10/2020	9:15	0.04	2.02	0.12	0.73	0.00	0.83	149.98	0.99
INLET #4_000197.LAB	3/10/2020	9:16	0.04	2.01	0.12	0.72	0.00	0.85	149.98	0.99
INLET #4_000198.LAB	3/10/2020	9:17	0.05	2.00	0.12	0.73	0.00	0.87	150.02	0.99
INLET #4_000199.LAB	3/10/2020	9:18	0.05	2.01	0.12	0.73	0.00	0.75	150.05	0.99
INLET #4_000200.LAB	3/10/2020	9:19	0.04	2.00	0.12	0.73	0.00	0.83	150.05	0.99
INLET #4_000201.LAB	3/10/2020	9:20	0.05	2.01	0.12	0.73	0.00	0.81	150.05	0.99
INLET #4_000202.LAB	3/10/2020	9:21	0.06	2.01	0.12	0.73	0.00	0.82	149.98	0.99
INLET #4_000203.LAB	3/10/2020	9:22	0.05	2.02	0.12	0.73	0.00	0.75	149.98	0.99
INLET #4_000204.LAB	3/10/2020	9:23	0.05	2.02	0.12	0.73	0.00	0.85	149.98	0.99
INLET #4_000205.LAB	3/10/2020	9:24	0.07	2.03	0.12	0.73	0.00	0.82	149.99	0.99
INLET #4_000206.LAB	3/10/2020	9:25	0.06	2.01	0.12	0.73	0.00	0.80	150.05	0.99
INLET #4_000207.LAB	3/10/2020	9:26	0.05	2.01	0.12	0.74	0.00	0.81	149.99	0.99
INLET #4_000208.LAB	3/10/2020	9:27	0.07	2.01	0.12	0.74	0.00	0.75	149.99	0.99
INLET #4_000209.LAB	3/10/2020	9:28	0.05	2.03	0.12	0.74	0.00	0.74	149.99	0.99
INLET #4_000210.LAB	3/10/2020	9:29	0.05	2.01	0.12	0.74	0.00	0.83	150.01	0.99
INLET #4_000211.LAB	3/10/2020	9:30	0.06	2.02	0.12	0.74	0.00	0.75	149.97	0.99
INLET #4_000212.LAB	3/10/2020	9:31	0.06	2.02	0.12	0.74	0.00	0.80	150.01	0.99
INLET #4_000213.LAB	3/10/2020	9:32	0.05	2.02	0.12	0.74	0.00	0.76	150.01	0.99
INLET #4_000214.LAB	3/10/2020	9:33	0.07	2.01	0.12	0.74	0.00	0.77	149.99	0.99
INLET #4_000215.LAB	3/10/2020	9:34	0.04	2.00	0.12	0.74	0.00	0.81	149.92	0.99
INLET #4_000216.LAB	3/10/2020	9:35	0.07	1.98	0.12	0.74	0.00	0.89	149.92	0.99
INLET #4_000217.LAB	3/10/2020	9:36	0.05	1.99	0.12	0.74	0.00	0.81	149.92	0.99
INLET #4_000218.LAB	3/10/2020	9:37	0.06	2.00	0.12	0.75	0.00	0.86	149.96	0.99
INLET #4_000219.LAB	3/10/2020	9:38	0.08	1.98	0.11	0.75	0.00	0.87	150.00	0.99
INLET #4_000220.LAB	3/10/2020	9:39	0.07	2.00	0.11	0.75	0.00	0.83	150.08	0.99
INLET #4_000221.LAB	3/10/2020	9:40	0.07	1.99	0.11	0.75	0.00	0.76	150.10	0.99
INLET #4_000222.LAB	3/10/2020	9:41	0.06	2.01	0.11	0.76	0.00	0.75	150.10	0.99
INLET #4_000223.LAB	3/10/2020	9:42	0.06	2.04	0.11	0.76	0.00	0.75	150.07	0.99
INLET #4_000224.LAB	3/10/2020	9:43	0.07	2.02	0.12	0.76	0.00	0.66	150.02	0.99
INLET #4_000225.LAB	3/10/2020	9:44	0.07	2.06	0.12	0.76	0.00	0.61	149.97	0.99
INLET #4_000226.LAB	3/10/2020	9:45	0.08	2.04	0.12	0.76	0.00	0.66	149.94	0.99
INLET #4_000227.LAB	3/10/2020	9:46	0.06	2.02	0.12	0.76	0.00	0.64	150.00	0.99
INLET #4_000228.LAB	3/10/2020	9:47	0.09	2.02	0.12	0.76	0.00	0.67	150.03	0.99
INLET #4_000229.LAB	3/10/2020	9:48	0.11	2.02	0.12	0.76	0.00	0.57	150.03	0.99
INLET #4_000230.LAB	3/10/2020	9:49	0.10	2.04	0.12	0.76	0.00	0.61	150.03	0.99
INLET #4_000231.LAB	3/10/2020	9:50	0.12	2.06	0.12	0.76	0.00	0.69	149.99	0.99
INLET #4_000232.LAB	3/10/2020	9:51	0.10	2.06	0.12	0.76	0.00	0.67	149.96	0.99
INLET #4_000233.LAB	3/10/2020	9:52	0.09	2.05	0.12	0.76	0.00	0.62	149.96	0.99
INLET #4_000234.LAB	3/10/2020	9:53	0.09	2.05	0.12	0.76	0.00	0.63	149.96	0.99
INLET #4_000235.LAB	3/10/2020	9:55	0.10	2.04	0.12	0.76	0.00	0.63	149.96	0.99
INLET #4_000236.LAB	3/10/2020	9:56	0.09	2.06	0.12	0.76	0.00	0.68	149.96	0.99
INLET #4_000237.LAB	3/10/2020	9:57	0.08	2.04	0.12	0.76	0.00	0.70	149.96	0.99
INLET #4_000238.LAB	3/10/2020	9:58	0.08	2.03	0.12	0.76	0.00	0.65	149.96	0.99
INLET #4_000239.LAB	3/10/2020	9:59	0.06	2.03	0.12	0.77	0.00	0.72	149.98	0.99
INLET #4_000240.LAB	3/10/2020	10:00	0.07	2.03	0.12	0.77	0.00	0.69	150.03	0.99
INLET #4_000241.LAB	3/10/2020	10:01	0.06	2.03	0.12	0.77	0.00	0.72	150.03	0.99
INLET #4_000242.LAB	3/10/2020	10:02	0.06	2.05	0.12	0.77	0.00	0.67	150.03	0.99
INLET #4_000243.LAB	3/10/2020	10:03	0.06	2.02	0.12	0.77	0.00	0.62	150.03	0.99

Spectrum	Date	Time	Ethylene oxi	METHANE L	CO2% 150C	H2O% 150C	SULFUR HE	Ethylene 15(	Temp (C)	Pressure (Atm)
INLET #4_000244.LAB	3/10/2020	10:04	0.06	2.03	0.12	0.77	0.00	0.68	150.03	0.99
INLET #4_000245.LAB	3/10/2020	10:05	0.07	2.02	0.12	0.77	0.00	0.78	150.01	0.99
INLET #4_000246.LAB	3/10/2020	10:06	0.07	2.02	0.12	0.77	0.00	0.68	149.98	0.99
INLET #4_000247.LAB	3/10/2020	10:07	0.08	2.02	0.12	0.77	0.00	0.77	149.96	0.99
INLET #4_000248.LAB	3/10/2020	10:08	0.07	2.01	0.12	0.78	0.00	0.76	149.96	0.99
INLET #4_000249.LAB	3/10/2020	10:09	0.09	1.99	0.12	0.78	0.00	0.77	149.96	0.99
INLET #4_000250.LAB	3/10/2020	10:10	0.09	1.98	0.12	0.78	0.00	0.72	149.96	0.99
INLET #4_000261.LAB	3/10/2020	10:11	0.09	2.00	0.12	0.78	0.00	0.79	150.05	0.99
INLET #4_000252.LAB	3/10/2020	10:12	0.12	2.00	0.12	0.78	0.00	0.78	150.13	0.99
INLET #4_000253.LAB	3/10/2020	10:13	0.12	1.99	0.12	0.78	0.00	0.80	150.08	0.99
INLET #4_000254.LAB	3/10/2020	10:14	0.19	2.00	0.12	0.78	0.00	0.75	149.99	0.99
INLET #4_000255.LAB	3/10/2020	10:15	0.22	1.99	0.12	0.78	0.00	0.70	149.97	0.99
INLET #4_000256.LAB	3/10/2020	10:16	0.24	2.00	0.12	0.78	0.00	0.72	149.97	0.99
INLET #4_000257.LAB	3/10/2020	10:17	0.24	2.01	0.12	0.77	0.00	0.66	149.97	0.99
INLET #4_000258.LAB	3/10/2020	10:18	0.28	2.02	0.12	0.77	0.00	0.72	149.97	0.99
INLET #4_000259.LAB	3/10/2020	10:19	0.29	2.00	0.12	0.78	0.00	0.68	149.97	0.99
INLET #4_000260.LAB	3/10/2020	10:20	0.30	2.00	0.12	0.77	0.00	0.76	149.97	0.99
INLET #4_000261.LAB	3/10/2020	10:21	0.33	2.01	0.12	0.77	0.00	0.72	150.04	0.99
INLET #4_000282.LAB	3/10/2020	10:22	0.34	2.01	0.12	0.77	0.00	0.72	150.06	0.99
INLET #4_000263.LAB	3/10/2020	10:23	0.30	2.01	0.12	0.77	0.00	0.75	150.05	0.99
INLET #4_000264.LAB	3/10/2020	10:24	0.32	2.02	0.12	0.77	0.00	0.75	149.99	0.99
INLET #4_000265.LAB	3/10/2020	10:25	0.31	2.01	0.12	0.77	0.00	0.74	149.99	0.99
INLET #4_000266.LAB	3/10/2020	10:26	0.30	2.01	0.12	0.77	0.00	0.71	149.97	0.99
INLET #4_000267.LAB	3/10/2020	10:27	0.32	2.01	0.12	0.77	0.00	0.68	149.91	0.99
INLET #4_000268.LAB	3/10/2020	10:28	0.36	2.02	0.12	0.77	0.00	0.74	149.91	0.99
INLET #4_000289.LAB	3/10/2020	10:29	0.36	2.02	0.12	0.77	0.00	0.74	149.92	0.99
INLET #4_000270.LAB	3/10/2020	10:30	0.35	2.02	0.12	0.77	0.00	0.71	149.98	0.99
INLET #4_000271.LAB	3/10/2020	10:31	0.17	2.02	0.12	0.77	0.00	0.71	150.04	0.99
INLET #4_000272.LAB	3/10/2020	10:32	0.17	2.02	0.12	0.77	0.00	0.72	150.06	0.99
INLET #4_000273.LAB	3/10/2020	10:33	0.18	2.03	0.12	0.77	0.00	0.72	150.06	0.99
INLET #4_000274.LAB	3/10/2020	10:34	0.19	2.01	0.12	0.77	0.00	0.66	150.06	0.99
INLET #4_000275.LAB	3/10/2020	10:35	0.21	2.03	0.12	0.77	0.00	0.67	150.05	0.99
INLET #4_000276.LAB	3/10/2020	10:36	0.20	2.03	0.12	0.76	0.00	0.72	149.99	0.99
INLET #4_000277.LAB	3/10/2020	10:37	0.19	2.02	0.12	0.76	0.00	0.72	149.99	0.99
INLET #4_000278.LAB	3/10/2020	10:38	0.20	2.03	0.12	0.76	0.00	0.70	150.03	0.99
INLET #4_000279.LAB	3/10/2020	10:39	0.22	2.03	0.12	0.76	0.00	0.64	150.00	0.99
INLET #4_000280.LAB	3/10/2020	10:40	0.23	2.02	0.12	0.76	0.00	0.69	150.00	0.99
INLET #4_000281.LAB	3/10/2020	10:41	0.21	2.01	0.12	0.76	0.00	0.66	150.00	0.99
INLET #4_000282.LAB	3/10/2020	10:42	0.23	2.01	0.12	0.76	0.00	0.76	149.93	0.99
INLET #4_000283.LAB	3/10/2020	10:43	0.25	2.00	0.12	0.76	0.00	0.66	149.92	0.99
INLET #4_000284.LAB	3/10/2020	10:44	0.22	2.00	0.12	0.76	0.00	0.66	149.92	0.99
INLET #4_000285.LAB	3/10/2020	10:45	0.22	2.00	0.12	0.76	0.00	0.70	149.93	0.99
INLET #4_000286.LAB	3/10/2020	10:46	0.21	2.00	0.12	0.77	0.00	0.74	149.99	0.99
INLET #4_000287.LAB	3/10/2020	10:47	0.19	2.01	0.12	0.77	0.00	0.72	150.00	0.99
INLET #4_000288.LAB	3/10/2020	10:48	0.19	2.04	0.12	0.77	0.00	0.76	150.04	0.99
INLET #4_000289.LAB	3/10/2020	10:49	0.19	2.03	0.12	0.78	0.00	0.70	150.04	0.99
INLET #4_000290.LAB	3/10/2020	10:50	0.18	2.03	0.12	0.78	0.00	0.65	150.04	0.99
INLET #4_000291.LAB	3/10/2020	10:51	0.19	2.03	0.12	0.78	0.00	0.69	150.04	0.99
INLET #4_000292.LAB	3/10/2020	10:52	0.17	2.03	0.12	0.78	0.00	0.75	150.04	0.99
INLET #4_000293.LAB	3/10/2020	10:53	0.16	2.05	0.12	0.78	0.00	0.69	150.04	0.99
INLET #4_000294.LAB	3/10/2020	10:54	0.16	2.03	0.12	0.78	0.00	0.69	150.04	0.99
INLET #4_000295.LAB	3/10/2020	10:55	0.16	2.02	0.12	0.78	0.00	0.69	150.04	0.99
INLET #4_000296.LAB	3/10/2020	10:56	0.17	2.03	0.12	0.78	0.00	0.69	150.01	0.99
INLET #4_000297.LAB	3/10/2020	10:57	0.13	2.03	0.12	0.79	0.00	0.71	150.00	0.99
INLET #4_000298.LAB	3/10/2020	10:58	0.10	2.02	0.12	0.79	0.00	0.65	150.00	0.99
INLET #4_000299.LAB	3/10/2020	10:59	0.07	2.03	0.12	0.80	0.00	0.68	150.00	0.99
INLET #4_000300.LAB	3/10/2020	11:00	0.03	2.01	0.12	0.80	0.00	0.62	150.00	0.99
INLET #4_000301.LAB	3/10/2020	11:01	0.03	2.02	0.12	0.80	0.00	0.65	149.99	0.99
INLET #4_000302.LAB	3/10/2020	11:02	0.00	2.02	0.12	0.80	0.00	0.65	149.92	0.99
INLET #4_000303.LAB	3/10/2020	11:03	0.00	2.02	0.12	0.81	0.00	0.72	149.92	0.99
INLET #4_000304.LAB	3/10/2020	11:04	0.00	2.00	0.12	0.81	0.00	0.70	149.92	0.99
INLET #4_000305.LAB	3/10/2020	11:05	0.00	2.02	0.12	0.81	0.00	0.69	149.95	0.99
INLET #4_000306.LAB	3/10/2020	11:06	0.00	2.02	0.12	0.82	0.00	0.10	150.03	0.99
INLET #4_000307.LAB	3/10/2020	11:07	0.00	2.00	0.12	0.83	0.00	0.22	150.06	0.99
INLET #4_000308.LAB	3/10/2020	11:08	0.00	2.04	0.12	0.84	0.00	0.33	149.99	0.99
INLET #4_000309.LAB	3/10/2020	11:09	0.01	2.01	0.12	0.84	0.00	0.55	149.99	0.99
INLET #4_000310.LAB	3/10/2020	11:10	0.04	2.05	0.12	0.85	0.00	0.49	149.99	0.99
INLET #4_000311.LAB	3/10/2020	11:11	0.05	2.02	0.12	0.86	0.00	0.64	149.99	0.99
INLET #4_000312.LAB	3/10/2020	11:12	0.07	2.01	0.12	0.87	0.00	0.68	149.99	0.99
INLET #4_000313.LAB	3/10/2020	11:13	0.06	2.00	0.12	0.87	0.00	0.79	149.99	0.99
INLET #4_000314.LAB	3/10/2020	11:14	0.07	2.01	0.12	0.88	0.00	0.79	149.99	0.99
INLET #4_000315.LAB	3/10/2020	11:15	0.08	2.00	0.12	0.88	0.00	0.77	149.99	0.99
INLET #4_000316.LAB	3/10/2020	11:16	0.08	2.03	0.12	0.88	0.00	0.82	149.99	0.99
INLET #4_000317.LAB	3/10/2020	11:17	0.08	2.01	0.12	0.88	0.00	0.77	149.99	0.99
INLET #4_000318.LAB	3/10/2020	11:18	0.05	2.04	0.12	0.88	0.00	0.67	149.99	0.99
INLET #4_000319.LAB	3/10/2020	11:19	0.06	2.02	0.12	0.89	0.00	0.69	149.99	0.99
INLET #4_000320.LAB	3/10/2020	11:20	0.07	2.02	0.12	0.89	0.00	0.67	149.99	0.99

Spectrum	Date	Time	Ethylene oxi	METHANE L	CO2% 150C	H2O% 150C	SULFUR HE	Ethylene 15	Temp (C)	Pressure (Atm)
INLET #4_000321.LAB	3/10/2020	11:21	0.04	2.04	0.12	0.90	0.00	0.74	149.99	0.99
INLET #4_000322.LAB	3/10/2020	11:22	0.04	2.02	0.12	0.92	0.00	0.76	149.99	0.99
INLET #4_000323.LAB	3/10/2020	11:23	0.01	1.99	0.12	0.93	0.00	0.79	149.99	0.99
INLET #4_000324.LAB	3/10/2020	11:24	0.03	2.02	0.12	0.93	0.00	0.65	149.99	0.99
INLET #4_000325.LAB	3/10/2020	11:25	0.08	1.99	0.12	0.95	0.00	0.59	149.99	0.99
INLET #4_000326.LAB	3/10/2020	11:26	0.08	1.96	0.12	0.96	0.00	0.78	149.99	0.99
INLET #4_000327.LAB	3/10/2020	11:27	0.05	1.96	0.12	0.98	0.00	0.71	149.99	0.99
INLET #4_000328.LAB	3/10/2020	11:28	0.08	1.95	0.12	1.00	0.00	0.84	149.99	0.99
INLET #4_000329.LAB	3/10/2020	11:29	0.06	1.96	0.12	1.01	0.00	0.81	149.99	0.99
INLET #4_000330.LAB	3/10/2020	11:30	0.05	1.96	0.12	1.03	0.00	0.82	149.99	0.99
INLET #4_000331.LAB	3/10/2020	11:31	0.03	1.96	0.12	1.05	0.00	0.78	150.02	0.99
INLET #4_000332.LAB	3/10/2020	11:32	0.05	1.96	0.12	1.06	0.00	0.85	150.04	0.99
INLET #4_000333.LAB	3/10/2020	11:33	0.04	1.97	0.12	1.07	0.00	0.85	150.04	0.99
INLET #4_000334.LAB	3/10/2020	11:34	0.07	1.97	0.12	1.09	0.00	0.78	150.04	0.99
INLET #4_000335.LAB	3/10/2020	11:35	0.06	1.96	0.12	1.10	0.00	0.83	150.02	0.99
INLET #4_000336.LAB	3/10/2020	11:36	0.06	1.95	0.12	1.11	0.00	0.81	150.03	0.99
INLET #4_000337.LAB	3/10/2020	11:37	0.05	1.96	0.12	1.11	0.00	0.80	150.00	0.99
INLET #4_000338.LAB	3/10/2020	11:38	0.06	1.96	0.12	1.12	0.00	0.75	150.00	0.99
INLET #4_000339.LAB	3/10/2020	11:39	0.03	1.95	0.12	1.08	0.00	0.83	149.99	0.99
INLET #4_000340.LAB	3/10/2020	11:40	0.05	1.96	0.12	0.99	0.00	0.74	149.92	0.99
INLET #4_000341.LAB	3/10/2020	11:41	0.00	1.99	0.12	0.89	0.00	0.67	149.92	0.99
INLET #4_000342.LAB	3/10/2020	11:42	0.01	1.98	0.12	0.81	0.00	0.59	149.92	0.99
INLET #4_000343.LAB	3/10/2020	11:43	0.00	2.01	0.12	0.75	0.00	0.56	149.93	0.99
INLET #4_000344.LAB	3/10/2020	11:44	0.00	2.04	0.12	0.74	0.00	0.55	150.09	0.99
INLET #4_000345.LAB	3/10/2020	11:45	0.00	2.04	0.12	0.74	0.00	0.51	150.09	0.99
INLET #4_000346.LAB	3/10/2020	11:46	0.00	2.02	0.12	0.74	0.00	0.61	150.09	0.99
INLET #4_000347.LAB	3/10/2020	11:47	0.00	2.01	0.12	0.74	0.00	0.53	150.06	0.99
INLET #4_000348.LAB	3/10/2020	11:48	0.00	1.99	0.12	0.73	0.00	0.63	150.00	0.99
INLET #4_000349.LAB	3/10/2020	11:49	0.02	2.00	0.12	0.72	0.00	0.61	149.94	0.99
INLET #4_000350.LAB	3/10/2020	11:50	0.02	2.01	0.12	0.72	0.00	0.60	149.94	0.99
INLET #4_000351.LAB	3/10/2020	11:51	0.00	2.02	0.12	0.72	0.00	0.61	149.94	0.99
INLET #4_000352.LAB	3/10/2020	11:52	0.01	2.01	0.12	0.72	0.00	0.81	149.94	0.99
INLET #4_000353.LAB	3/10/2020	11:53	0.00	2.02	0.12	0.72	0.00	0.54	149.94	0.99
INLET #4_000354.LAB	3/10/2020	11:54	0.02	2.02	0.12	0.72	0.00	0.56	149.97	0.99
INLET #4_000355.LAB	3/10/2020	11:55	0.00	2.01	0.12	0.72	0.00	0.61	150.01	0.99
INLET #4_000356.LAB	3/10/2020	11:57	0.00	2.00	0.12	0.72	0.00	0.58	150.01	0.99
INLET #4_000357.LAB	3/10/2020	11:58	0.01	1.99	0.12	0.72	0.00	0.57	150.01	0.99
INLET #4_000358.LAB	3/10/2020	11:59	0.00	2.01	0.12	0.72	0.00	0.58	150.01	0.99
INLET #4_000359.LAB	3/10/2020	12:00	0.00	2.00	0.12	0.71	0.00	0.57	150.01	0.99
INLET #4_000360.LAB	3/10/2020	12:01	0.00	2.01	0.12	0.71	0.00	0.52	150.01	0.99
INLET #4_000361.LAB	3/10/2020	12:02	0.00	2.00	0.11	0.71	0.00	0.49	150.01	0.99
INLET #4_000362.LAB	3/10/2020	12:03	0.00	2.02	0.11	0.71	0.00	0.53	150.01	0.99
INLET #4_000363.LAB	3/10/2020	12:04	0.00	2.02	0.11	0.71	0.00	0.54	150.01	0.99
INLET #4_000364.LAB	3/10/2020	12:05	0.00	2.00	0.11	0.71	0.00	0.46	150.01	0.99
INLET #4_000365.LAB	3/10/2020	12:06	0.00	2.02	0.11	0.70	0.00	0.42	150.01	0.99
INLET #4_000366.LAB	3/10/2020	12:07	0.01	2.02	0.11	0.71	0.00	0.43	150.10	0.99
INLET #4_000367.LAB	3/10/2020	12:08	0.00	2.02	0.11	0.70	0.00	0.52	150.08	0.99
INLET #4_000368.LAB	3/10/2020	12:09	0.00	2.04	0.11	0.70	0.00	0.44	150.03	0.99
INLET #4_000369.LAB	3/10/2020	12:10	0.00	2.01	0.11	0.70	0.00	0.45	150.00	0.99
INLET #4_000370.LAB	3/10/2020	12:11	0.00	2.04	0.11	0.70	0.00	0.37	149.96	0.99
INLET #4_000371.LAB	3/10/2020	12:12	0.00	2.03	0.11	0.70	0.00	0.46	149.96	0.99
INLET #4_000372.LAB	3/10/2020	12:13	0.00	2.02	0.11	0.70	0.00	0.42	149.96	0.99
INLET #4_000373.LAB	3/10/2020	12:14	0.00	2.03	0.11	0.70	0.00	0.48	149.96	0.99
INLET #4_000374.LAB	3/10/2020	12:15	0.00	2.02	0.11	0.70	0.00	0.37	149.94	0.99
INLET #4_000375.LAB	3/10/2020	12:16	0.00	2.03	0.11	0.70	0.00	0.39	149.94	0.99
INLET #4_000376.LAB	3/10/2020	12:17	0.00	2.04	0.11	0.70	0.00	0.35	149.94	0.99
INLET #4_000377.LAB	3/10/2020	12:18	0.00	2.02	0.11	0.70	0.00	0.32	149.94	0.99
INLET #4_000378.LAB	3/10/2020	12:19	0.00	2.02	0.11	0.70	0.00	0.34	149.96	0.99
INLET #4_000379.LAB	3/10/2020	12:20	0.00	2.02	0.11	0.70	0.00	0.26	150.03	0.99
INLET #4_000380.LAB	3/10/2020	12:21	0.00	2.04	0.11	0.70	0.00	0.35	150.03	0.99
INLET #4_000381.LAB	3/10/2020	12:22	0.00	2.02	0.11	0.70	0.00	0.19	150.03	0.99
INLET #4_000382.LAB	3/10/2020	12:23	0.00	2.02	0.11	0.70	0.00	0.30	150.03	0.99
INLET #4_000383.LAB	3/10/2020	12:24	0.00	2.02	0.11	0.70	0.00	0.28	150.03	0.99
INLET #4_000384.LAB	3/10/2020	12:25	0.00	2.03	0.11	0.70	0.00	0.20	150.03	0.99
INLET #4_000385.LAB	3/10/2020	12:26	0.00	2.03	0.11	0.70	0.00	0.14	150.03	0.99
INLET #4_000386.LAB	3/10/2020	12:27	0.00	2.02	0.11	0.70	0.00	0.17	150.03	0.99
INLET #4_000387.LAB	3/10/2020	12:28	0.00	2.01	0.11	0.70	0.00	0.18	150.03	0.99
INLET #4_000388.LAB	3/10/2020	12:29	0.00	2.01	0.11	0.69	0.00	0.15	150.03	0.99
INLET #4_000389.LAB	3/10/2020	12:30	0.00	2.02	0.11	0.70	0.00	0.16	150.03	0.99
INLET #4_000390.LAB	3/10/2020	12:31	0.00	2.02	0.11	0.69	0.00	0.19	150.03	0.99
INLET #4_000391.LAB	3/10/2020	12:32	0.00	2.04	0.11	0.70	0.00	0.20	149.97	0.99
INLET #4_000392.LAB	3/10/2020	12:33	0.00	2.05	0.11	0.70	0.00	0.13	149.96	0.99
INLET #4_000393.LAB	3/10/2020	12:34	0.04	2.05	0.11	0.70	0.00	0.01	149.96	0.99
INLET #4_000394.LAB	3/10/2020	12:35	0.05	2.04	0.11	0.70	0.00	0.10	149.96	0.99
INLET #4_000395.LAB	3/10/2020	12:36	0.05	2.04	0.11	0.70	0.00	0.10	149.96	0.99
INLET #4_000396.LAB	3/10/2020	12:37	0.04	2.05	0.11	0.70	0.00	0.12	149.96	0.99
INLET #4_000397.LAB	3/10/2020	12:38	0.03	2.05	0.11	0.69	0.00	0.11	149.96	0.99

Spectrum	Date	Time	Ethylene oxi	METHANE L	CO2% 150C	H2O% 150C	SULFUR HE	Ethylene 15(	Temp (C)	Pressure (Atm)
INLET #4_000398.LAB	3/10/2020	12:39	0.05	2.03	0.11	0.70	0.00	0.11	149.96	0.99
INLET #4_000399.LAB	3/10/2020	12:40	0.03	2.04	0.11	0.70	0.00	0.16	149.96	0.99
INLET #4_000400.LAB	3/10/2020	12:41	0.02	2.05	0.11	0.70	0.00	0.19	150.00	0.99
INLET #4_000401.LAB	3/10/2020	12:42	0.05	2.03	0.11	0.70	0.00	0.12	150.03	0.99
INLET #4_000402.LAB	3/10/2020	12:43	0.05	2.03	0.11	0.70	0.00	0.12	150.03	0.99
INLET #4_000403.LAB	3/10/2020	12:44	0.04	2.02	0.11	0.70	0.00	0.15	150.03	0.99
INLET #4_000404.LAB	3/10/2020	12:45	0.04	2.03	0.11	0.70	0.00	0.19	150.05	0.99
INLET #4_000405.LAB	3/10/2020	12:46	0.03	2.05	0.11	0.69	0.00	0.17	150.05	0.99
INLET #4_000406.LAB	3/10/2020	12:47	0.04	2.03	0.11	0.69	0.00	0.23	149.97	0.99
INLET #4_000407.LAB	3/10/2020	12:48	0.01	2.03	0.11	0.69	0.00	0.12	149.97	0.99
INLET #4_000408.LAB	3/10/2020	12:49	0.06	2.04	0.11	0.69	0.00	0.18	149.97	0.99
INLET #4_000409.LAB	3/10/2020	12:50	0.00	2.02	0.11	0.69	0.00	0.18	149.97	0.99
INLET #4_000410.LAB	3/10/2020	12:51	0.03	2.01	0.11	0.69	0.00	0.21	149.97	0.99
INLET #4_000411.LAB	3/10/2020	12:52	0.02	2.03	0.11	0.69	0.00	0.19	149.97	0.99
INLET #4_000412.LAB	3/10/2020	12:53	0.02	2.02	0.11	0.69	0.00	0.19	149.97	0.99
INLET #4_000413.LAB	3/10/2020	12:54	0.00	2.02	0.11	0.69	0.00	0.25	149.97	0.99
INLET #4_000414.LAB	3/10/2020	12:55	0.01	2.01	0.11	0.69	0.00	0.29	150.05	0.99
INLET #4_000415.LAB	3/10/2020	12:56	0.02	2.00	0.11	0.69	0.00	0.21	150.05	0.99
INLET #4_000416.LAB	3/10/2020	12:57	0.01	2.01	0.11	0.69	0.00	0.25	150.05	0.99
INLET #4_000417.LAB	3/10/2020	12:58	0.01	2.01	0.11	0.69	0.00	0.37	150.05	0.99
INLET #4_000418.LAB	3/10/2020	12:59	0.00	2.01	0.11	0.69	0.00	0.30	150.03	0.99
INLET #4_000419.LAB	3/10/2020	13:00	0.00	2.01	0.11	0.68	0.00	0.26	149.97	0.99
INLET #4_000420.LAB	3/10/2020	13:01	0.00	1.98	0.11	0.69	0.00	0.33	149.97	0.99
INLET #4_000421.LAB	3/10/2020	13:02	0.00	1.99	0.11	0.68	0.00	0.32	149.97	0.99
INLET #4_000422.LAB	3/10/2020	13:03	0.00	1.99	0.11	0.68	0.00	0.35	149.97	0.99
INLET #4_000423.LAB	3/10/2020	13:04	0.00	1.98	0.11	0.68	0.00	0.37	149.97	0.99
INLET #4_000424.LAB	3/10/2020	13:05	0.00	1.98	0.11	0.68	0.00	0.37	149.97	0.99
INLET #4_000425.LAB	3/10/2020	13:06	0.00	1.98	0.11	0.68	0.00	0.37	149.97	0.99
INLET #4_000426.LAB	3/10/2020	13:07	0.00	1.98	0.11	0.68	0.00	0.31	149.97	0.99
INLET #4_000427.LAB	3/10/2020	13:08	0.00	1.98	0.11	0.68	0.00	0.37	149.97	0.99
INLET #4_000428.LAB	3/10/2020	13:09	0.00	1.96	0.11	0.68	0.00	0.38	149.97	0.99
INLET #4_000429.LAB	3/10/2020	13:10	0.00	1.95	0.11	0.68	0.00	0.40	150.01	0.99
INLET #4_000430.LAB	3/10/2020	13:11	0.00	1.98	0.11	0.68	0.00	0.39	150.05	0.99
INLET #4_000431.LAB	3/10/2020	13:12	0.00	1.99	0.11	0.67	0.00	0.31	150.05	0.99
INLET #4_000432.LAB	3/10/2020	13:13	0.02	1.98	0.11	0.68	0.00	0.30	150.05	0.99
INLET #4_000433.LAB	3/10/2020	13:14	0.00	1.98	0.11	0.67	0.00	0.30	150.05	0.99
INLET #4_000434.LAB	3/10/2020	13:15	0.00	2.00	0.11	0.67	0.00	0.23	150.05	0.99
INLET #4_000435.LAB	3/10/2020	13:16	0.00	1.99	0.11	0.67	0.00	0.34	150.01	0.99
INLET #4_000436.LAB	3/10/2020	13:17	0.00	1.98	0.11	0.67	0.00	0.29	149.97	0.99
INLET #4_000437.LAB	3/10/2020	13:18	0.00	1.99	0.11	0.67	0.00	0.24	149.97	0.99
INLET #4_000438.LAB	3/10/2020	13:19	0.00	1.98	0.11	0.67	0.00	0.35	149.97	0.99
INLET #4_000439.LAB	3/10/2020	13:20	0.00	2.00	0.11	0.67	0.00	0.18	149.97	0.99
INLET #4_000440.LAB	3/10/2020	13:21	0.00	1.99	0.11	0.67	0.00	0.28	149.97	0.99
INLET #4_000441.LAB	3/10/2020	13:22	0.00	1.98	0.11	0.67	0.00	0.29	149.97	0.99
INLET #4_000442.LAB	3/10/2020	13:23	0.00	1.99	0.11	0.67	0.00	0.28	149.97	0.99
INLET #4_000443.LAB	3/10/2020	13:24	0.00	1.98	0.11	0.67	0.00	0.28	149.97	0.99
INLET #4_000444.LAB	3/10/2020	13:25	0.00	2.00	0.11	0.67	0.00	0.25	149.97	0.99
INLET #4_000445.LAB	3/10/2020	13:26	0.00	1.99	0.11	0.67	0.00	0.22	150.00	0.99
INLET #4_000446.LAB	3/10/2020	13:27	0.00	2.01	0.11	0.67	0.00	0.27	150.05	0.99
INLET #4_000447.LAB	3/10/2020	13:28	0.00	1.99	0.11	0.67	0.00	0.24	150.05	0.99
INLET #4_000448.LAB	3/10/2020	13:29	0.00	1.97	0.11	0.67	0.00	0.29	150.05	0.99
INLET #4_000449.LAB	3/10/2020	13:30	0.00	1.99	0.11	0.67	0.00	0.26	150.05	0.99
INLET #4_000450.LAB	3/10/2020	13:31	0.00	1.98	0.11	0.67	0.00	0.23	150.05	0.99
INLET #4_000451.LAB	3/10/2020	13:32	0.00	2.00	0.11	0.67	0.00	0.23	150.05	0.99
INLET #4_000452.LAB	3/10/2020	13:33	0.00	2.00	0.11	0.67	0.00	0.22	150.00	0.99
INLET #4_000453.LAB	3/10/2020	13:34	0.00	2.00	0.11	0.67	0.00	0.23	149.97	0.99
INLET #4_000454.LAB	3/10/2020	13:35	0.00	1.99	0.11	0.67	0.00	0.29	149.97	0.99
INLET #4_000455.LAB	3/10/2020	13:36	0.00	1.99	0.11	0.67	0.00	0.24	149.97	0.99
INLET #4_000456.LAB	3/10/2020	13:37	0.00	1.99	0.10	0.67	0.00	0.28	149.97	0.99
INLET #4_000457.LAB	3/10/2020	13:38	0.00	1.99	0.11	0.67	0.00	0.32	149.97	0.99
INLET #4_000458.LAB	3/10/2020	13:39	0.00	2.00	0.11	0.67	0.00	0.26	149.97	0.99
INLET #4_000459.LAB	3/10/2020	13:40	0.00	1.98	0.11	0.66	0.00	0.27	149.98	0.99
INLET #4_000460.LAB	3/10/2020	13:41	0.00	1.98	0.11	0.66	0.00	0.25	150.05	0.99
INLET #4_000461.LAB	3/10/2020	13:42	0.00	1.98	0.11	0.66	0.00	0.32	150.05	0.99
INLET #4_000462.LAB	3/10/2020	13:43	0.00	1.98	0.11	0.66	0.00	0.28	150.05	0.99
INLET #4_000463.LAB	3/10/2020	13:44	0.00	1.97	0.11	0.66	0.00	0.30	150.05	0.99
INLET #4_000464.LAB	3/10/2020	13:45	0.00	2.00	0.11	0.66	0.00	0.28	150.05	0.99
INLET #4_000465.LAB	3/10/2020	13:46	0.00	1.98	0.11	0.66	0.00	0.26	150.05	0.99
INLET #4_000466.LAB	3/10/2020	13:47	0.00	1.99	0.11	0.66	0.00	0.34	150.05	0.99
INLET #4_000467.LAB	3/10/2020	13:48	0.00	1.98	0.11	0.65	0.00	0.30	150.05	0.99
INLET #4_000468.LAB	3/10/2020	13:49	0.00	1.96	0.11	0.65	0.00	0.27	150.02	0.99
INLET #4_000469.LAB	3/10/2020	13:50	0.00	1.98	0.11	0.65	0.00	0.34	149.95	0.99
INLET #4_000470.LAB	3/10/2020	13:51	0.00	1.98	0.11	0.65	0.00	0.32	149.91	0.99
INLET #4_000471.LAB	3/10/2020	13:52	0.00	1.98	0.11	0.65	0.00	0.37	149.84	0.99
INLET #4_000472.LAB	3/10/2020	13:53	0.00	1.97	0.11	0.65	0.00	0.34	149.97	0.99
INLET #4_000473.LAB	3/10/2020	13:54	0.00	1.97	0.11	0.65	0.00	0.26	149.95	0.99
INLET #4_000474.LAB	3/10/2020	13:55	0.00	2.00	0.10	0.65	0.00	0.30	149.99	0.99

Spectrum	Date	Time	Ethylene oxi	METHANE L	CO2% 150C	H2O% 150C	SULFUR HE	Ethylene 15(	Temp (C)	Pressure (Atm)
INLET #4_000475.LAB	3/10/2020	13:56	0.00	1.96	0.10	0.65	0.00	0.29	150.02	0.99
INLET #4_000476.LAB	3/10/2020	13:57	0.00	1.97	0.11	0.66	0.00	0.30	150.04	0.99
INLET #4_000477.LAB	3/10/2020	13:58	0.00	1.97	0.11	0.65	0.00	0.26	150.01	0.99
INLET #4_000478.LAB	3/10/2020	13:59	0.00	1.96	0.10	0.65	0.00	0.40	150.03	0.99
INLET #4_000479.LAB	3/10/2020	14:00	0.01	1.97	0.11	0.65	0.00	0.30	150.02	0.99
INLET #4_000480.LAB	3/10/2020	14:01	0.00	1.96	0.11	0.65	0.00	0.29	150.02	0.99
INLET #4_000481.LAB	3/10/2020	14:02	0.00	1.96	0.11	0.64	0.00	0.41	150.02	0.99
INLET #4_000482.LAB	3/10/2020	14:03	0.00	1.99	0.11	0.65	0.00	0.28	150.02	0.99
INLET #4_000483.LAB	3/10/2020	14:04	0.00	2.00	0.10	0.64	0.00	0.28	149.99	0.99
INLET #4_000484.LAB	3/10/2020	14:05	0.00	1.99	0.10	0.65	0.00	0.33	149.94	0.99
INLET #4_000485.LAB	3/10/2020	14:06	0.00	1.96	0.10	0.65	0.00	0.26	149.94	0.99
INLET #4_000486.LAB	3/10/2020	14:07	0.00	1.98	0.11	0.65	0.00	0.32	149.94	0.99
INLET #4_000487.LAB	3/10/2020	14:08	0.01	1.97	0.11	0.65	0.00	0.35	149.94	0.99
INLET #4_000488.LAB	3/10/2020	14:09	0.00	1.96	0.11	0.65	0.00	0.36	149.94	0.99
INLET #4_000489.LAB	3/10/2020	14:10	0.00	1.97	0.11	0.65	0.00	0.33	149.94	0.99
INLET #4_000490.LAB	3/10/2020	14:11	0.00	1.98	0.11	0.65	0.00	0.29	149.96	0.99
INLET #4_000491.LAB	3/10/2020	14:12	0.01	1.97	0.11	0.65	0.00	0.30	150.02	0.99
INLET #4_000492.LAB	3/10/2020	14:13	0.00	1.97	0.11	0.65	0.00	0.38	150.02	0.99
INLET #4_000493.LAB	3/10/2020	14:14	0.00	1.97	0.11	0.65	0.00	0.34	150.02	0.99
INLET #4_000494.LAB	3/10/2020	14:15	0.00	1.98	0.11	0.65	0.00	0.31	150.05	0.99
INLET #4_000495.LAB	3/10/2020	14:16	0.00	1.98	0.11	0.65	0.00	0.30	150.09	0.99
INLET #4_000496.LAB	3/10/2020	14:17	0.00	1.98	0.11	0.66	0.00	0.30	150.13	0.99
INLET #4_000497.LAB	3/10/2020	14:18	0.00	1.99	0.11	0.65	0.00	0.33	150.06	0.99
INLET #4_000498.LAB	3/10/2020	14:19	0.00	1.97	0.11	0.64	0.00	0.30	149.96	0.99
INLET #4_000499.LAB	3/10/2020	14:20	0.01	1.98	0.11	0.64	0.00	0.28	149.96	0.99
INLET #4_000500.LAB	3/10/2020	14:21	0.00	1.99	0.11	0.64	0.00	0.29	149.96	0.99
INLET #4_000501.LAB	3/10/2020	14:22	0.00	2.00	0.11	0.65	0.00	0.25	149.97	0.99
INLET #4_000502.LAB	3/10/2020	14:23	0.01	2.00	0.11	0.65	0.00	0.33	150.05	0.99
INLET #4_000503.LAB	3/10/2020	14:24	0.00	2.00	0.11	0.65	0.00	0.30	150.05	0.99
INLET #4_000504.LAB	3/10/2020	14:25	0.00	2.01	0.11	0.65	0.00	0.30	150.01	0.99
INLET #4_000505.LAB	3/10/2020	14:26	0.02	2.00	0.11	0.65	0.00	0.28	150.04	0.99
INLET #4_000506.LAB	3/10/2020	14:27	0.02	1.99	0.11	0.64	0.00	0.27	149.99	0.99
INLET #4_000507.LAB	3/10/2020	14:28	0.00	2.00	0.11	0.64	0.00	0.24	149.99	0.99
INLET #4_000508.LAB	3/10/2020	14:29	0.00	2.01	0.11	0.64	0.00	0.23	149.95	0.99
INLET #4_000509.LAB	3/10/2020	14:30	0.01	2.01	0.11	0.64	0.00	0.32	149.91	0.99
INLET #4_000510.LAB	3/10/2020	14:31	0.01	1.99	0.11	0.64	0.00	0.33	150.00	0.99
INLET #4_000511.LAB	3/10/2020	14:32	0.00	1.99	0.11	0.64	0.00	0.33	150.00	0.99
INLET #4_000512.LAB	3/10/2020	14:33	0.01	2.00	0.11	0.64	0.00	0.25	150.00	0.99
INLET #4_000513.LAB	3/10/2020	14:34	0.00	2.00	0.11	0.64	0.00	0.22	149.98	0.99
INLET #4_000514.LAB	3/10/2020	14:35	0.01	2.00	0.11	0.64	0.00	0.31	149.93	0.99
INLET #4_000515.LAB	3/10/2020	14:36	0.01	2.00	0.11	0.64	0.00	0.35	150.02	0.99
INLET #4_000516.LAB	3/10/2020	14:37	0.01	2.00	0.11	0.64	0.00	0.33	150.02	0.99
INLET #4_000517.LAB	3/10/2020	14:38	0.02	1.99	0.11	0.64	0.00	0.26	150.02	0.99
INLET #4_000518.LAB	3/10/2020	14:39	0.03	2.00	0.11	0.64	0.00	0.26	150.02	0.99
INLET #4_000519.LAB	3/10/2020	14:40	0.04	2.00	0.11	0.64	0.00	0.22	150.00	0.99
INLET #4_000520.LAB	3/10/2020	14:41	0.03	2.00	0.11	0.64	0.00	0.30	149.94	0.99
INLET #4_000521.LAB	3/10/2020	14:42	0.02	2.01	0.11	0.64	0.00	0.25	149.94	0.99
INLET #4_000522.LAB	3/10/2020	14:43	0.02	1.99	0.11	0.64	0.00	0.34	149.94	0.99
INLET #4_000523.LAB	3/10/2020	14:44	0.02	2.02	0.11	0.64	0.00	0.27	150.01	0.99
INLET #4_000524.LAB	3/10/2020	14:45	0.05	1.99	0.11	0.64	0.00	0.22	150.01	0.99
INLET #4_000525.LAB	3/10/2020	14:46	0.03	2.00	0.11	0.64	0.00	0.32	150.01	0.99
INLET #4_000526.LAB	3/10/2020	14:47	0.05	1.99	0.11	0.64	0.00	0.27	150.05	0.99
INLET #4_000527.LAB	3/10/2020	14:48	0.03	2.00	0.11	0.64	0.00	0.23	150.11	0.99
INLET #4_000528.LAB	3/10/2020	14:49	0.04	2.02	0.11	0.64	0.00	0.30	150.06	0.99
INLET #4_000529.LAB	3/10/2020	14:50	0.05	2.01	0.11	0.64	0.00	0.26	149.97	0.99
INLET #4_000530.LAB	3/10/2020	14:51	0.03	2.00	0.11	0.64	0.00	0.32	149.96	0.99
INLET #4_000531.LAB	3/10/2020	14:52	0.05	1.99	0.11	0.64	0.00	0.32	149.96	0.99
INLET #4_000532.LAB	3/10/2020	14:53	0.03	2.00	0.11	0.64	0.00	0.22	149.96	0.99
INLET #4_000533.LAB	3/10/2020	14:54	0.04	1.99	0.11	0.63	0.00	0.28	149.96	0.99
INLET #4_000534.LAB	3/10/2020	14:55	0.03	1.98	0.11	0.64	0.00	0.37	150.01	0.99
INLET #4_000535.LAB	3/10/2020	14:56	0.06	2.00	0.11	0.64	0.00	0.33	150.03	0.99
INLET #4_000536.LAB	3/10/2020	14:57	0.07	2.00	0.11	0.63	0.00	0.27	150.03	0.99
INLET #4_000537.LAB	3/10/2020	14:58	0.07	2.00	0.11	0.63	0.00	0.31	150.03	0.99
INLET #4_000538.LAB	3/10/2020	14:59	0.07	2.00	0.11	0.64	0.00	0.37	150.03	0.99
INLET #4_000539.LAB	3/10/2020	15:00	0.07	2.01	0.11	0.63	0.00	0.19	149.99	0.99
INLET #4_000540.LAB	3/10/2020	15:01	0.07	1.98	0.11	0.63	0.00	0.33	149.96	0.99
INLET #4_000541.LAB	3/10/2020	15:02	0.06	2.00	0.11	0.63	0.00	0.30	149.96	0.99
INLET #4_000542.LAB	3/10/2020	15:03	0.07	1.99	0.11	0.63	0.00	0.27	149.96	0.99
INLET #4_000543.LAB	3/10/2020	15:04	0.05	2.01	0.11	0.63	0.00	0.22	149.96	0.99
INLET #4_000544.LAB	3/10/2020	15:05	0.07	1.98	0.11	0.64	0.00	0.26	149.96	0.99
INLET #4_000545.LAB	3/10/2020	15:06	0.06	1.99	0.11	0.64	0.00	0.25	150.03	0.99
INLET #4_000546.LAB	3/10/2020	15:07	0.06	2.00	0.11	0.63	0.00	0.25	150.03	0.99
INLET #4_000547.LAB	3/10/2020	15:08	0.07	1.99	0.11	0.63	0.00	0.24	150.03	0.99
INLET #4_000548.LAB	3/10/2020	15:09	0.07	2.00	0.11	0.63	0.00	0.30	150.03	0.99
INLET #4_000549.LAB	3/10/2020	15:10	0.06	2.01	0.11	0.63	0.00	0.33	150.07	0.99
INLET #4_000550.LAB	3/10/2020	15:11	0.04	2.02	0.11	0.63	0.00	0.26	150.09	0.99
INLET #4_000551.LAB	3/10/2020	15:12	0.05	1.98	0.11	0.63	0.00	0.34	150.00	0.99

Spectrum	Date	Time	Ethylene oxi	METHANE L	CO2% 150C	H2O% 150C	SULFUR HE	Ethylene 15(	Temp (C)	Pressure (Atm)
INLET #4_000552.LAB	3/10/2020	15:13	0.04	1.97	0.11	0.63	0.00	0.36	149.97	0.99
INLET #4_000553.LAB	3/10/2020	15:14	0.05	1.99	0.11	0.63	0.00	0.34	149.93	0.99
INLET #4_000554.LAB	3/10/2020	15:15	0.06	1.98	0.11	0.63	0.00	0.35	149.89	0.99
INLET #4_000555.LAB	3/10/2020	15:16	0.04	1.98	0.11	0.63	0.00	0.35	149.89	0.99
INLET #4_000556.LAB	3/10/2020	15:17	0.02	1.98	0.11	0.63	0.00	0.33	149.95	0.99
INLET #4_000557.LAB	3/10/2020	15:18	0.03	1.97	0.11	0.63	0.00	0.38	149.99	0.99
INLET #4_000558.LAB	3/10/2020	15:19	0.01	1.98	0.11	0.62	0.00	0.44	150.05	0.99
INLET #4_000559.LAB	3/10/2020	15:20	0.03	1.98	0.11	0.63	0.00	0.34	150.05	0.99
INLET #4_000560.LAB	3/10/2020	15:21	0.03	1.97	0.11	0.63	0.00	0.34	150.14	0.99
INLET #4_000561.LAB	3/10/2020	15:22	0.03	1.96	0.11	0.62	0.00	0.39	150.08	0.99
INLET #4_000562.LAB	3/10/2020	15:23	0.02	1.98	0.11	0.62	0.00	0.40	149.99	0.99
INLET #4_000563.LAB	3/10/2020	15:24	0.00	1.99	0.11	0.62	0.00	-0.05	149.99	0.99
INLET #4_000564.LAB	3/10/2020	15:25	0.00	1.98	0.11	0.62	0.00	-0.18	149.99	0.99
INLET #4_000565.LAB	3/10/2020	15:26	0.00	2.00	0.11	0.62	0.00	0.10	149.99	0.99
INLET #4_000566.LAB	3/10/2020	15:27	0.00	1.99	0.11	0.62	0.00	0.25	149.99	0.99
INLET #4_000567.LAB	3/10/2020	15:28	0.00	1.99	0.11	0.62	0.00	0.19	149.99	0.99
INLET #4_000568.LAB	3/10/2020	15:29	0.00	1.98	0.11	0.62	0.00	0.29	149.99	0.99
INLET #4_000569.LAB	3/10/2020	15:30	0.00	1.99	0.11	0.62	0.00	0.40	149.99	0.99
INLET #4_000570.LAB	3/10/2020	15:31	0.00	1.98	0.11	0.62	0.00	0.44	149.99	0.99
INLET #4_000571.LAB	3/10/2020	15:32	0.00	1.97	0.11	0.62	0.00	0.50	149.99	0.99
INLET #4_000572.LAB	3/10/2020	15:33	0.00	1.99	0.11	0.62	0.00	0.41	149.99	0.99
INLET #4_000573.LAB	3/10/2020	15:34	0.00	1.98	0.11	0.62	0.00	0.39	149.99	0.99
INLET #4_000574.LAB	3/10/2020	15:35	0.00	1.96	0.11	0.62	0.00	0.47	149.99	0.99
INLET #4_000575.LAB	3/10/2020	15:36	0.00	1.97	0.11	0.62	0.00	0.42	149.99	0.99
INLET #4_000576.LAB	3/10/2020	15:37	0.00	1.96	0.11	0.62	0.00	0.40	149.99	0.99
INLET #4_000577.LAB	3/10/2020	15:38	0.01	1.96	0.11	0.62	0.00	0.52	149.99	0.99
INLET #4_000578.LAB	3/10/2020	15:39	0.00	1.98	0.11	0.62	0.00	0.38	149.99	0.99
INLET #4_000579.LAB	3/10/2020	15:40	0.00	1.97	0.11	0.62	0.00	0.40	149.99	0.99
INLET #4_000580.LAB	3/10/2020	15:41	0.00	1.96	0.11	0.62	0.00	0.36	149.99	0.99
INLET #4_000581.LAB	3/10/2020	15:42	0.00	1.98	0.11	0.62	0.00	0.33	149.99	0.99
INLET #4_000582.LAB	3/10/2020	15:43	0.00	1.99	0.11	0.62	0.00	0.46	149.99	0.99
INLET #4_000583.LAB	3/10/2020	15:44	0.00	1.98	0.11	0.62	0.00	0.42	150.10	0.99
INLET #4_000584.LAB	3/10/2020	15:45	0.00	1.96	0.11	0.62	0.00	0.43	150.13	0.99
INLET #4_000585.LAB	3/10/2020	15:46	0.00	1.97	0.11	0.62	0.00	0.41	150.04	0.99
INLET #4_000586.LAB	3/10/2020	15:47	0.00	1.96	0.11	0.62	0.00	0.47	149.95	0.99
INLET #4_000587.LAB	3/10/2020	15:48	0.00	1.96	0.11	0.62	0.00	0.41	149.98	0.99
INLET #4_000588.LAB	3/10/2020	15:49	0.00	1.97	0.11	0.62	0.00	0.46	149.95	0.99
INLET #4_000589.LAB	3/10/2020	15:50	0.00	1.97	0.11	0.62	0.00	0.44	149.99	0.99
INLET #4_000590.LAB	3/10/2020	15:51	0.00	1.97	0.11	0.62	0.00	0.46	149.99	0.99
INLET #4_000591.LAB	3/10/2020	15:52	0.00	1.97	0.11	0.62	0.00	0.52	149.99	0.99
INLET #4_000592.LAB	3/10/2020	15:53	0.00	1.99	0.11	0.62	0.00	0.41	150.01	0.99
INLET #4_000593.LAB	3/10/2020	15:54	0.00	1.96	0.11	0.62	0.00	0.37	150.06	0.99
INLET #4_000594.LAB	3/10/2020	15:55	0.00	1.99	0.11	0.62	0.00	0.42	150.06	0.99
INLET #4_000595.LAB	3/10/2020	15:56	0.00	1.97	0.11	0.62	0.00	0.51	150.01	0.99
INLET #4_000596.LAB	3/10/2020	15:57	0.00	1.99	0.11	0.62	0.00	0.42	149.99	0.99
INLET #4_000597.LAB	3/10/2020	15:58	0.00	1.99	0.11	0.62	0.00	0.38	149.92	0.99
INLET #4_000598.LAB	3/10/2020	15:59	0.00	1.97	0.11	0.62	0.00	0.45	149.91	0.99
INLET #4_000599.LAB	3/10/2020	16:00	0.00	1.98	0.11	0.62	0.00	0.44	149.91	0.99
INLET #4_000600.LAB	3/10/2020	16:01	0.00	1.99	0.11	0.62	0.00	0.37	149.91	0.99
INLET #4_000601.LAB	3/10/2020	16:02	0.00	2.00	0.11	0.62	0.00	0.43	149.91	0.99
INLET #4_000602.LAB	3/10/2020	16:03	0.00	1.99	0.11	0.62	0.00	0.39	149.95	0.99
INLET #4_000603.LAB	3/10/2020	16:04	0.00	2.00	0.11	0.62	0.00	0.36	149.99	0.99
INLET #4_000604.LAB	3/10/2020	16:05	0.00	1.98	0.11	0.62	0.00	0.36	149.99	0.99
INLET #4_000605.LAB	3/10/2020	16:06	0.00	1.99	0.11	0.62	0.00	0.30	149.99	0.99
INLET #4_000606.LAB	3/10/2020	16:07	0.00	1.98	0.11	0.62	0.00	0.35	150.01	0.99
INLET #4_000607.LAB	3/10/2020	16:08	0.00	2.01	0.11	0.62	0.00	0.38	150.06	0.99
INLET #4_000608.LAB	3/10/2020	16:09	0.00	1.99	0.11	0.62	0.00	0.38	150.06	0.99
INLET #4_000609.LAB	3/10/2020	16:10	0.03	1.99	0.11	0.62	0.00	0.34	150.06	0.99
INLET #4_000610.LAB	3/10/2020	16:11	0.03	1.98	0.11	0.62	0.00	0.33	150.06	0.99
INLET #4_000611.LAB	3/10/2020	16:12	0.03	1.99	0.11	0.62	0.00	0.39	150.02	0.99
INLET #4_000612.LAB	3/10/2020	16:13	0.03	2.00	0.11	0.62	0.00	0.36	149.97	0.99
INLET #4_000613.LAB	3/10/2020	16:14	0.02	1.99	0.11	0.62	0.00	0.39	149.99	0.99
INLET #4_000614.LAB	3/10/2020	16:15	0.00	1.99	0.11	0.62	0.00	0.35	150.00	0.99
INLET #4_000615.LAB	3/10/2020	16:16	0.03	1.99	0.11	0.62	0.00	0.31	149.98	0.99
INLET #4_000616.LAB	3/10/2020	16:17	0.02	2.00	0.11	0.62	0.00	0.34	149.94	0.99
INLET #4_000617.LAB	3/10/2020	16:18	0.01	2.00	0.11	0.62	0.00	0.34	150.00	0.99
INLET #4_000618.LAB	3/10/2020	16:19	0.00	2.00	0.11	0.62	0.00	0.33	150.03	0.99
INLET #4_000619.LAB	3/10/2020	16:20	0.00	2.00	0.11	0.61	0.00	0.36	150.02	0.99
INLET #4_000620.LAB	3/10/2020	16:21	0.00	1.99	0.11	0.62	0.00	0.37	150.00	0.99
INLET #4_000621.LAB	3/10/2020	16:22	0.01	2.03	0.11	0.62	0.00	0.31	149.94	0.99
INLET #4_000822.LAB	3/10/2020	16:23	0.00	2.00	0.11	0.62	0.00	0.30	150.03	0.99
INLET #4_000623.LAB	3/10/2020	16:24	0.01	2.00	0.11	0.62	0.00	0.32	150.03	0.99
INLET #4_000624.LAB	3/10/2020	16:25	0.01	2.02	0.11	0.62	0.00	0.30	149.99	0.99
INLET #4_000625.LAB	3/10/2020	16:26	0.01	2.01	0.11	0.62	0.00	0.37	149.96	0.99
INLET #4_000626.LAB	3/10/2020	16:27	0.01	2.00	0.11	0.62	0.00	0.27	149.96	0.99
INLET #4_000627.LAB	3/10/2020	16:28	0.02	2.00	0.11	0.62	0.00	0.27	149.99	0.99
INLET #4_000628.LAB	3/10/2020	16:29	0.01	1.98	0.11	0.62	0.00	0.36	150.05	0.99

Spectrum	Date	Time	Ethylene oxi	METHANE L	CO2% 150C	H2O% 150C	SULFUR HE	Ethylene 15(	Temp (C)	Pressure (Atm)
INLET #4_000629.LAB	3/10/2020	16:30	0.00	2.00	0.11	0.62	0.00	0.31	150.05	0.99
INLET #4_000630.LAB	3/10/2020	16:31	0.00	1.99	0.11	0.62	0.00	0.31	150.05	0.99
INLET #4_000631.LAB	3/10/2020	16:32	0.00	2.02	0.11	0.62	0.00	0.34	149.97	0.99
INLET #4_000632.LAB	3/10/2020	16:33	0.00	2.00	0.11	0.61	0.00	0.35	149.97	0.99
INLET #4_000633.LAB	3/10/2020	16:34	0.00	1.98	0.11	0.61	0.00	0.35	149.97	0.99
INLET #4_000634.LAB	3/10/2020	16:35	0.00	1.98	0.11	0.61	0.00	0.36	149.97	0.99
INLET #4_000635.LAB	3/10/2020	16:36	0.00	1.96	0.11	0.61	0.00	0.45	149.97	0.99
INLET #4_000636.LAB	3/10/2020	16:37	0.01	1.95	0.11	0.60	0.00	0.43	150.02	0.99
INLET #4_000637.LAB	3/10/2020	16:38	0.01	1.97	0.11	0.60	0.00	0.40	150.06	0.99
INLET #4_000638.LAB	3/10/2020	16:39	0.00	1.98	0.11	0.60	0.00	0.38	150.04	0.99
INLET #4_000639.LAB	3/10/2020	16:40	0.02	1.98	0.11	0.60	0.00	0.37	149.99	0.99
INLET #4_000640.LAB	3/10/2020	16:41	0.02	2.00	0.11	0.60	0.00	0.29	149.99	0.99
INLET #4_000641.LAB	3/10/2020	16:42	0.00	2.00	0.11	0.59	0.00	0.39	149.99	0.99
INLET #4_000642.LAB	3/10/2020	16:43	0.00	2.00	0.11	0.59	0.00	0.36	149.99	0.99
INLET #4_000643.LAB	3/10/2020	16:44	0.00	1.99	0.11	0.59	0.00	0.36	149.99	0.99
INLET #4_000644.LAB	3/10/2020	16:45	0.00	2.01	0.11	0.59	0.00	0.31	149.99	0.99
INLET #4_000645.LAB	3/10/2020	16:46	0.00	2.00	0.11	0.59	0.00	0.32	149.99	0.99
INLET #4_000646.LAB	3/10/2020	16:47	0.00	1.98	0.11	0.59	0.00	0.34	149.99	0.99
INLET #4_000647.LAB	3/10/2020	16:48	0.01	1.98	0.11	0.59	0.00	0.28	149.99	0.99
INLET #4_000648.LAB	3/10/2020	16:49	0.00	1.99	0.11	0.59	0.00	0.38	149.99	0.99
INLET #4_000649.LAB	3/10/2020	16:50	0.00	1.99	0.11	0.59	0.00	0.40	149.99	0.99
INLET #4_000650.LAB	3/10/2020	16:51	0.00	1.98	0.11	0.59	0.00	0.38	149.99	0.99
INLET #4_000651.LAB	3/10/2020	16:52	0.00	1.99	0.11	0.59	0.00	0.33	149.99	0.99
INLET #4_000652.LAB	3/10/2020	16:53	0.00	1.97	0.11	0.59	0.00	0.32	149.99	0.99
INLET #4_000653.LAB	3/10/2020	16:54	0.00	1.99	0.11	0.59	0.00	0.31	150.01	0.99
INLET #4_000654.LAB	3/10/2020	16:55	0.00	1.98	0.11	0.59	0.00	0.33	150.06	0.99
INLET #4_000655.LAB	3/10/2020	16:56	0.00	1.98	0.11	0.59	0.00	0.33	150.06	0.99
INLET #4_000656.LAB	3/10/2020	16:57	0.02	1.99	0.11	0.59	0.00	0.30	150.06	0.99
INLET #4_000657.LAB	3/10/2020	16:58	0.03	1.99	0.11	0.59	0.00	0.32	150.06	0.99
INLET #4_000658.LAB	3/10/2020	16:59	0.03	1.99	0.11	0.59	0.00	0.29	150.02	0.99
INLET #4_000659.LAB	3/10/2020	17:00	0.03	2.00	0.11	0.58	0.00	0.30	149.99	0.99
INLET #4_000660.LAB	3/10/2020	17:01	0.04	1.97	0.11	0.58	0.00	0.29	149.99	0.99
INLET #4_000661.LAB	3/10/2020	17:02	0.06	2.00	0.11	0.58	0.00	0.33	149.99	0.99
INLET #4_000662.LAB	3/10/2020	17:03	0.04	1.98	0.11	0.58	0.00	0.30	149.99	0.99
INLET #4_000663.LAB	3/10/2020	17:04	0.06	1.98	0.11	0.58	0.00	0.27	149.99	0.99
INLET #4_000664.LAB	3/10/2020	17:05	0.06	1.98	0.11	0.58	0.00	0.33	149.98	0.99
INLET #4_000665.LAB	3/10/2020	17:06	0.04	1.99	0.11	0.58	0.00	0.30	149.91	0.99
INLET #4_000666.LAB	3/10/2020	17:07	0.05	1.99	0.11	0.58	0.00	0.30	149.91	0.99
INLET #4_000667.LAB	3/10/2020	17:08	0.04	1.98	0.11	0.58	0.00	0.31	149.91	0.99
INLET #4_000668.LAB	3/10/2020	17:09	0.05	2.00	0.11	0.58	0.00	0.26	149.98	0.99
INLET #4_000669.LAB	3/10/2020	17:10	0.06	1.97	0.11	0.57	0.00	0.27	150.03	0.99
INLET #4_000670.LAB	3/10/2020	17:11	0.04	1.97	0.11	0.57	0.00	0.37	150.06	0.99
INLET #4_000671.LAB	3/10/2020	17:12	0.03	1.98	0.11	0.57	0.00	0.32	150.06	0.99
INLET #4_000672.LAB	3/10/2020	17:13	0.02	1.97	0.11	0.57	0.00	0.23	150.06	0.99
INLET #4_000673.LAB	3/10/2020	17:14	0.07	1.98	0.11	0.57	0.00	0.35	150.03	0.99
INLET #4_000674.LAB	3/10/2020	17:15	0.06	1.97	0.11	0.57	0.00	0.31	149.99	0.99
INLET #4_000675.LAB	3/10/2020	17:16	0.06	1.98	0.11	0.57	0.00	0.34	149.99	0.99
INLET #4_000676.LAB	3/10/2020	17:17	0.05	1.97	0.11	0.57	0.00	0.31	149.99	0.99
INLET #4_000677.LAB	3/10/2020	17:18	0.04	2.00	0.11	0.59	0.00	0.18	149.99	0.99
INLET #4_000678.LAB	3/10/2020	17:19	0.04	2.00	0.11	0.56	0.00	0.31	149.98	0.99
INLET #4_000679.LAB	3/10/2020	17:20	0.04	1.99	0.11	0.59	0.00	0.12	149.98	0.99
INLET #4_000680.LAB	3/10/2020	17:21	0.05	2.00	0.11	0.56	0.00	0.22	149.98	0.99
INLET #4_000681.LAB	3/10/2020	17:22	0.05	2.00	0.11	0.59	0.00	0.09	149.98	0.99
INLET #4_000682.LAB	3/10/2020	17:23	0.06	2.01	0.11	0.56	0.00	0.22	150.02	0.99
INLET #4_000683.LAB	3/10/2020	17:24	0.04	2.01	0.11	0.59	0.00	0.07	150.08	0.99
INLET #4_000684.LAB	3/10/2020	17:25	0.01	2.01	0.11	0.56	0.00	0.24	150.05	0.99
INLET #4_000685.LAB	3/10/2020	17:26	0.04	2.01	0.11	0.58	0.00	0.08	150.00	0.99
INLET #4_000686.LAB	3/10/2020	17:27	0.05	2.01	0.11	0.56	0.00	0.24	150.00	0.99
INLET #4_000687.LAB	3/10/2020	17:28	0.07	2.01	0.11	0.58	0.00	0.09	150.00	0.99
INLET #4_000688.LAB	3/10/2020	17:29	0.08	2.03	0.11	0.56	0.00	0.20	150.00	0.99
INLET #4_000689.LAB	3/10/2020	17:30	0.06	2.01	0.12	0.59	0.00	0.02	149.99	0.99
INLET #4_000690.LAB	3/10/2020	17:31	0.07	2.03	0.12	0.56	0.00	0.15	149.93	0.99
INLET #4_000691.LAB	3/10/2020	17:32	0.09	2.02	0.12	0.59	0.00	0.04	149.92	0.99
INLET #4_000692.LAB	3/10/2020	17:33	0.09	2.05	0.12	0.57	0.00	0.05	149.92	0.99
INLET #4_000693.LAB	3/10/2020	17:34	0.10	2.04	0.12	0.59	0.00	0.01	149.96	0.99
INLET #4_000694.LAB	3/10/2020	17:35	0.10	2.05	0.12	0.57	0.00	0.07	149.99	0.99
INLET #4_000695.LAB	3/10/2020	17:36	0.12	2.05	0.12	0.57	0.00	0.06	149.99	0.99
INLET #4_000696.LAB	3/10/2020	17:37	0.12	2.03	0.12	0.58	0.00	0.13	149.99	0.99
INLET #4_000697.LAB	3/10/2020	17:38	0.10	2.05	0.12	0.58	0.00	0.08	149.99	0.99
INLET #4_000698.LAB	3/10/2020	17:39	0.12	2.04	0.12	0.58	0.00	0.12	150.01	0.99
INLET #4_000699.LAB	3/10/2020	17:40	0.09	2.03	0.12	0.58	0.00	0.16	150.08	0.99
INLET #4_000700.LAB	3/10/2020	17:41	0.12	2.05	0.12	0.58	0.00	0.13	150.08	0.99
INLET #4_000701.LAB	3/10/2020	17:42	0.11	2.02	0.12	0.58	0.00	0.12	150.08	0.99
INLET #4_000702.LAB	3/10/2020	17:43	0.14	2.03	0.12	0.58	0.00	0.12	150.05	0.99
INLET #4_000703.LAB	3/10/2020	17:44	0.10	2.03	0.12	0.58	0.00	0.17	150.00	0.99
INLET #4_000704.LAB	3/10/2020	17:45	0.09	2.04	0.12	0.59	0.00	0.18	149.97	0.99
INLET #4_000705.LAB	3/10/2020	17:46	0.08	2.02	0.12	0.58	0.00	0.17	149.96	0.99

Spectrum	Date	Time	Ethylene oxi	METHANE L	CO2% 150C	H2O% 150C	SULFUR HE	Ethylene 15	Temp (C)	Pressure (Atm)	
INLET #4_000706.LAB	3/10/2020	17:47	0.09	2.02	0.12	0.58	0.00	0.21	149.96	0.99	
INLET #4_000707.LAB	3/10/2020	17:48	0.08	2.04	0.12	0.58	0.00	0.21	149.96	0.99	
INLET #4_000708.LAB	3/10/2020	17:49	0.05	2.02	0.12	0.58	0.00	0.20	149.96	0.99	
INLET #4_000709.LAB	3/10/2020	17:50	0.05	2.00	0.12	0.58	0.00	0.20	149.96	0.99	
INLET #4_000710.LAB	3/10/2020	17:51	0.05	2.01	0.12	0.59	0.00	0.14	149.96	0.99	
INLET #4_000711.LAB	3/10/2020	17:52	0.04	2.01	0.12	0.59	0.00	0.22	149.99	0.99	
INLET #4_000712.LAB	3/10/2020	17:53	0.01	2.02	0.12	0.58	0.00	0.15	149.99	0.99	
INLET #4_000713.LAB	3/10/2020	17:54	0.02	2.02	0.12	0.58	0.00	0.14	150.03	0.99	
INLET #4_000714.LAB	3/10/2020	17:55	0.05	1.99	0.12	0.58	0.00	0.19	150.08	0.99	
INLET #4_000715.LAB	3/10/2020	17:56	0.04	2.01	0.12	0.58	0.00	0.17	150.08	0.99	
INLET #4_000716.LAB	3/10/2020	17:57	0.03	2.01	0.12	0.58	0.00	0.19	150.08	0.99	
INLET #4_000717.LAB	3/10/2020	17:58	0.04	2.00	0.12	0.58	0.00	0.20	150.00	0.99	
INLET #4_000718.LAB	3/10/2020	17:59	0.02	2.02	0.12	0.58	0.00	0.22	149.99	0.99	
INLET #4_000719.LAB	3/10/2020	18:00	0.02	2.00	0.12	0.58	0.00	0.21	149.92	0.99	
INLET #4_000720.LAB	3/10/2020	18:01	0.04	2.02	0.12	0.58	0.00	0.25	149.92	0.99	
INLET #4_000721.LAB	3/10/2020	18:02	0.03	2.01	0.12	0.58	0.00	0.22	149.92	0.99	
INLET #4_000722.LAB	3/10/2020	18:03	0.02	2.02	0.12	0.58	0.00	0.19	149.97	0.99	
INLET #4_000723.LAB	3/10/2020	18:04	0.03	2.01	0.12	0.58	0.00	0.20	150.00	0.99	
INLET #4_000724.LAB	3/10/2020	18:05	0.03	2.01	0.12	0.58	0.00	0.25	150.07	0.99	
INLET #4_000725.LAB	3/10/2020	18:06	0.00	2.01	0.12	0.57	0.00	0.21	150.08	0.99	
INLET #4_000726.LAB	3/10/2020	18:07	0.01	2.01	0.12	0.57	0.00	0.23	150.08	0.99	
INLET #4_000727.LAB	3/10/2020	18:08	0.02	2.00	0.12	0.57	0.00	0.19	150.02	0.99	
INLET #4_000728.LAB	3/10/2020	18:09	0.00	2.01	0.12	0.57	0.00	0.19	149.99	0.99	
INLET #4_000729.LAB	3/10/2020	18:10	0.01	2.00	0.12	0.57	0.00	0.28	149.93	0.99	
INLET #4_000730.LAB	3/10/2020	18:11	0.01	2.01	0.12	0.57	0.00	0.26	149.92	0.99	
INLET #4_000731.LAB	3/10/2020	18:12	0.00	2.01	0.12	0.59	0.00	0.06	149.92	0.99	
INLET #4_000732.LAB	3/10/2020	18:13	0.00	2.01	0.12	0.57	0.00	0.22	149.97	0.99	
INLET #4_000733.LAB	3/10/2020	18:14	0.01	2.00	0.12	0.59	0.00	0.12	149.99	0.99	
INLET #4_000734.LAB	3/10/2020	18:15	0.01	1.99	0.12	0.57	0.00	0.22	150.00	0.99	
INLET #4_000735.LAB	3/10/2020	18:16	0.02	2.00	0.12	0.59	0.00	0.17	150.08	0.99	
INLET #4_000736.LAB	3/10/2020	18:17	0.02	1.98	0.12	0.56	0.00	0.31	150.08	0.99	
INLET #4_000737.LAB	3/10/2020	18:18	0.02	2.00	0.12	0.58	0.00	0.16	150.08	0.99	
INLET #4_000738.LAB	3/10/2020	18:19	0.01	1.98	0.12	0.56	0.00	0.21	150.01	0.99	
INLET #4_000739.LAB	3/10/2020	18:20	0.01	2.01	0.12	0.58	0.00	0.13	149.98	0.99	
INLET #4_000740.LAB	3/10/2020	18:21	0.00	2.00	0.12	0.56	0.00	0.23	149.92	0.99	
INLET #4_000741.LAB	3/10/2020	18:22	0.01	2.01	0.12	0.58	0.00	0.17	149.92	0.99	
INLET #4_000742.LAB	3/10/2020	18:23	0.01	2.02	0.12	0.56	0.00	0.24	149.93	0.99	
INLET #4_000743.LAB	3/10/2020	18:24	0.02	2.00	0.12	0.58	0.00	0.14	149.99	0.99	
INLET #4_000744.LAB	3/10/2020	18:25	0.00	2.03	0.12	0.55	0.00	0.32	150.01	0.99	
INLET #4_000745.LAB	3/10/2020	18:26	0.00	2.02	0.12	0.58	0.00	0.11	150.08	0.99	
INLET #4_000746.LAB	3/10/2020	18:27	0.01	2.03	0.12	0.55	0.00	0.17	150.08	0.99	
INLET #4_000747.LAB	3/10/2020	18:28	0.01	2.02	0.12	0.57	0.00	0.12	150.08	0.99	
INLET #4_000748.LAB	3/10/2020	18:29	0.01	2.03	0.12	0.55	0.00	0.20	150.01	0.99	
INLET #4_000749.LAB	3/10/2020	18:30	0.05	2.02	0.12	0.57	0.00	0.10	149.95	0.99	
INLET #4_000750.LAB	3/10/2020	18:31	0.02	2.04	0.12	0.55	0.00	0.22	149.92	0.99	
INLET #4_000751.LAB	3/10/2020	18:32	0.05	2.05	0.12	0.57	0.00	0.14	149.92	0.99	
INLET #4_000752.LAB	3/10/2020	18:33	0.05	2.06	0.12	0.55	0.00	0.24	149.95	0.99	
INLET #4_000753.LAB	3/10/2020	18:34	0.06	2.03	0.12	0.57	0.00	0.10	149.99	0.99	
INLET #4_000754.LAB	3/10/2020	18:35	0.05	2.06	0.12	0.57	0.00	0.07	150.05	0.99	
INLET #4_000755.LAB	3/10/2020	18:36	0.06	2.04	0.12	0.56	0.00	0.07	150.08	0.99	
INLET #4_000756.LAB	3/10/2020	18:37	0.05	2.04	0.12	0.56	0.00	0.08	150.08	0.99	
INLET #4_000757.LAB	3/10/2020	18:38	0.05	2.05	0.12	0.56	0.00	0.10	150.01	0.99	
INLET #4_000758.LAB	3/10/2020	18:39	0.04	2.07	0.12	0.56	0.00	0.04	150.00	0.99	
INLET #4_000759.LAB	3/10/2020	18:40	0.05	2.05	0.12	0.56	0.00	0.15	149.97	0.99	
INLET #4_000760.LAB	3/10/2020	18:41	0.08	0.61	0.03	0.17	0.00	-0.30	149.92	1.00	
INLET #4_000761.LAB	3/10/2020	18:42	0.05	0.01	0.00	0.00	0.00	-0.64	149.98	1.00	
INLET #4_000762.LAB	3/10/2020	18:43	0.06	-0.01	0.00	0.00	0.00	-0.66	150.13	1.00	
INLET #4_000763.LAB	3/10/2020	18:44	0.08	0.01	0.00	0.00	0.00	-0.66	150.03	1.00	
INLET #4_000764.LAB	3/10/2020	18:45	0.06	-0.01	0.00	0.00	0.00	-0.69	149.97	1.00	
INLET #4_000765.LAB	3/10/2020	18:46	0.05	-0.01	0.00	0.00	0.00	-0.63	149.94	1.00	
INLET #4_000766.LAB	3/10/2020	18:47	0.06	0.00	0.00	0.00	0.00	-0.69	149.95	1.00	
INLET #4_000767.LAB	3/10/2020	18:48	0.08	0.00	0.00	0.00	0.00	-0.63	150.01	0.99	
INLET #4_000768.LAB	3/10/2020	18:49	3.36	-0.01	0.00	0.02	0.01	0.18	150.03	0.99	

Spectrum	Date	Time	Ethylene oxic	METHANE L	CO2% 150C	H2O% 150C	SULFUR HE	Ethylene 150	Temp (C)	Pressure (Atm)	
INLET #4_000769.LAB	3/10/2020	18:50	0.20	0.01	0.00	0.00	0.00	-0.67	150.03	0.99	
INLET #4_000770.LAB	3/10/2020	18:51	5.47	0.17	0.00	0.01	1.31	15.33	150.03	0.99	
INLET #4_000771.LAB	3/10/2020	18:51	3.02	0.17	0.00	0.03	5.27	92.89	150.01	0.99	
INLET #4_000772.LAB	3/10/2020	18:51	0.12	0.03	0.00	0.01	5.24	103.48	149.94	0.99	
INLET #4_000773.LAB	3/10/2020	18:51	0.08	0.05	0.00	0.01	5.38	105.16	149.94	0.99	
INLET #4_000774.LAB	3/10/2020	18:52	0.04	0.04	0.00	0.00	5.42	106.13	149.94	0.99	
INLET #4_000775.LAB	3/10/2020	18:52	0.04	-0.01	0.00	0.00	5.39	105.74	149.94	0.98	105.13
INLET #4_000776.LAB	3/10/2020	18:52	27.04	0.22	0.00	0.01	5.64	33.39	149.94	0.99	0.07
INLET #4_000777.LAB	3/10/2020	18:52	70.67	0.03	0.00	0.02	5.42	-1.57	149.94	0.99	
INLET #4_000778.LAB	3/10/2020	18:53	79.77	-0.02	0.00	0.01	5.52	-0.71	149.94	0.99	
INLET #4_000779.LAB	3/10/2020	18:53	93.49	0.06	0.00	0.00	5.44	-0.31	149.94	0.99	
INLET #4_000780.LAB	3/10/2020	18:53	104.68	0.00	0.00	0.00	5.32	0.12	149.94	0.99	
INLET #4_000781.LAB	3/10/2020	18:53	108.50	-0.01	0.00	-0.01	5.26	0.48	149.94	0.99	
INLET #4_000782.LAB	3/10/2020	18:54	109.79	0.02	0.00	-0.01	5.01	0.69	149.94	0.99	

Spectrum	Date	Time	Ethylene oxi	METHANE L	CO2% 150C	H2O% 150C	SULFUR HE	Ethylene 15(	Temp (C)	Pressure (Atm)	
INLET #4_000783.LAB	3/10/2020	18:54	100.34	0.01	0.00	-0.01	5.00	0.38	149.94	0.99	
INLET #4_000784.LAB	3/10/2020	18:54	100.80	0.00	0.00	-0.01	5.00	0.38	149.94	0.99	
INLET #4_000785.LAB	3/10/2020	18:54	98.47	0.02	0.00	-0.01	5.00	0.71	150.01	0.99	
INLET #4_000786.LAB	3/10/2020	18:55	98.63	0.06	0.00	-0.01	5.00	0.68	150.02	0.99	
INLET #4_000787.LAB	3/10/2020	18:55	98.61	0.01	0.00	-0.01	5.19	0.82	150.02	0.99	
INLET #4_000788.LAB	3/10/2020	18:55	98.64	0.02	0.00	-0.01	5.19	0.76	150.02	0.99	98.59
INLET #4_000789.LAB	3/10/2020	18:55	65.79	-0.02	0.00	0.00	3.51	2.83	150.02	0.99	
INLET #4_000790.LAB	3/10/2020	18:56	12.01	0.03	0.00	0.00	0.60	-0.64	150.02	0.99	
INLET #4_000791.LAB	3/10/2020	18:56	10.89	0.00	0.00	0.00	0.54	-0.66	150.02	0.99	
INLET #4_000792.LAB	3/10/2020	18:56	10.70	0.01	0.00	0.00	0.54	-0.52	150.02	0.99	
INLET #4_000793.LAB	3/10/2020	18:56	10.63	-0.01	0.00	0.00	0.53	-0.50	150.02	0.99	
INLET #4_000794.LAB	3/10/2020	18:57	10.58	0.02	0.00	-0.01	0.53	-0.48	150.02	0.99	
INLET #4_000795.LAB	3/10/2020	18:57	10.56	0.02	0.00	0.00	0.53	-0.63	149.99	0.99	10.62
INLET #4_000796.LAB	3/10/2020	18:57	10.54	0.01	0.00	0.00	0.53	-0.60	149.94	0.99	
INLET #4_000797.LAB	3/10/2020	18:57	6.47	0.02	0.00	0.00	0.32	-0.56	149.92	0.99	
INLET #4_000798.LAB	3/10/2020	18:58	1.12	0.04	0.00	0.00	0.11	-0.23	149.92	0.99	
INLET #4_000799.LAB	3/10/2020	18:58	1.77	-0.04	0.00	0.00	0.11	-0.46	149.93	0.99	
INLET #4_000800.LAB	3/10/2020	18:58	2.07	-0.02	0.00	0.00	0.11	-0.39	150.00	0.99	
INLET #4_000801.LAB	3/10/2020	18:58	2.13	0.02	0.00	0.00	0.11	-0.58	150.00	0.99	
INLET #4_000802.LAB	3/10/2020	18:59	2.18	-0.01	0.00	0.00	0.11	-0.51	150.00	0.99	
INLET #4_000803.LAB	3/10/2020	18:59	2.17	-0.02	0.00	0.00	0.11	-0.30	150.00	0.99	
INLET #4_000804.LAB	3/10/2020	18:59	2.19	-0.01	0.00	0.00	0.11	-0.36	150.00	0.98	
INLET #4_000805.LAB	3/10/2020	18:59	1.26	-0.01	0.00	0.00	0.06	-0.46	150.00	0.99	
INLET #4_000806.LAB	3/10/2020	19:00	0.19	0.00	0.00	0.00	0.00	-0.62	150.00	0.99	
INLET #4_000807.LAB	3/10/2020	19:00	0.16	0.00	0.00	0.00	0.00	-0.66	150.00	0.99	
INLET #4_000808.LAB	3/10/2020	19:00	0.14	0.00	0.00	0.00	0.00	-0.68	150.00	0.99	
INLET #4_000809.LAB	3/10/2020	19:00	-0.12	0.02	0.00	0.00	0.00	-0.71	150.00	0.99	
INLET #4_000810.LAB	3/10/2020	19:01	3.83	0.03	0.00	0.00	2.52	52.64	150.00	0.99	
INLET #4_000811.LAB	3/10/2020	19:01	0.07	0.05	0.00	0.00	5.16	102.90	150.00	0.99	
INLET #4_000812.LAB	3/10/2020	19:01	-0.11	0.01	0.00	0.00	5.16	102.94	150.00	0.99	
INLET #4_000813.LAB	3/10/2020	19:01	-0.14	0.04	0.00	0.00	5.15	102.74	150.00	0.99	
INLET #4_000814.LAB	3/10/2020	19:02	-0.14	0.01	0.00	0.00	5.14	102.77	150.00	0.99	
INLET #4_000815.LAB	3/10/2020	19:02	-0.16	0.06	0.00	0.00	5.13	102.67	150.00	0.99	
INLET #4_000816.LAB	3/10/2020	19:02	10.41	0.02	0.00	0.00	5.15	90.46	150.00	0.99	
INLET #4_000817.LAB	3/10/2020	19:02	93.72	0.02	0.00	0.00	5.20	3.35	150.00	0.99	
INLET #4_000818.LAB	3/10/2020	19:03	97.21	0.02	0.00	-0.01	5.19	1.04	150.00	0.99	
INLET #4_000819.LAB	3/10/2020	19:03	97.43	0.02	0.00	-0.01	5.19	0.92	150.01	0.99	
INLET #4_000820.LAB	3/10/2020	19:03	98.00	0.02	0.00	-0.01	5.19	0.67	150.08	0.99	
INLET #4_000821.LAB	3/10/2020	19:03	98.32	0.04	0.00	-0.01	5.19	0.77	150.08	0.99	
INLET #4_000822.LAB	3/10/2020	19:04	98.36	-0.01	0.00	-0.01	5.19	1.04	150.08	0.99	
INLET #4_000823.LAB	3/10/2020	19:04	97.98	0.00	0.00	-0.01	5.19	1.19	150.08	0.99	
INLET #4_000824.LAB	3/10/2020	19:04	95.98	0.01	0.00	-0.01	5.05	1.06	150.08	0.99	
INLET #4_000825.LAB	3/10/2020	19:04	17.07	-0.01	0.00	0.00	0.86	-0.36	150.08	0.99	
INLET #4_000826.LAB	3/10/2020	19:05	10.72	0.02	0.00	0.00	0.54	-0.52	150.08	0.99	
INLET #4_000827.LAB	3/10/2020	19:05	10.48	-0.01	0.00	0.00	0.54	-0.54	150.08	0.99	
INLET #4_000828.LAB	3/10/2020	19:05	10.41	0.02	0.00	-0.01	0.53	-0.59	150.08	0.99	
INLET #4_000829.LAB	3/10/2020	19:05	10.38	0.02	0.00	0.00	0.53	-0.55	150.08	0.99	
INLET #4_000830.LAB	3/10/2020	19:06	5.59	0.02	0.00	0.00	0.29	-0.35	150.08	0.99	
INLET #4_000831.LAB	3/10/2020	19:06	1.93	0.00	0.00	0.00	0.11	-0.38	150.08	0.99	
INLET #4_000832.LAB	3/10/2020	19:06	1.94	0.03	0.00	0.00	0.11	-0.52	150.04	0.99	
INLET #4_000833.LAB	3/10/2020	19:06	1.96	-0.02	0.00	0.00	0.11	-0.35	150.01	0.99	
INLET #4_000834.LAB	3/10/2020	19:07	1.95	-0.02	0.00	0.00	0.11	-0.36	150.01	0.99	
INLET #4_000835.LAB	3/10/2020	19:07	1.95	-0.03	0.00	0.00	0.11	-0.36	150.01	0.99	
INLET #4_000836.LAB	3/10/2020	19:07	1.93	-0.02	0.00	0.00	0.11	-0.48	150.01	0.98	
INLET #4_000837.LAB	3/10/2020	19:07	0.58	0.00	0.00	0.00	0.04	-0.54	150.01	1.05	
INLET #4_000838BKG.LAB	3/10/2020	19:08	0.00	0.00	0.00	0.00	0.00	0.00	149.92	0.99	

Spectrum	Date	Time	Ethylene o	METHANE	CO2% 150	H2O% 150	SULFUR H	Ethylene 1	Temp (C)	Pressure (Atm)	
INLET #4_001007BKG.LAB	3/11/2020	6:56	0.00	0.00	0.00	0.00	0.00	0.00	150.01	0.99	
INLET #4_001008.LAB	3/11/2020	6:56	-0.03	0.02	0.00	0.00	0.00	0.03	150.09	0.99	
INLET #4_001009.LAB	3/11/2020	6:57	-0.04	0.02	0.00	0.01	0.00	0.13	150.09	0.99	
INLET #4_001010.LAB	3/11/2020	6:57	-0.03	0.04	0.00	0.00	0.00	-0.02	150.08	0.99	
INLET #4_001011.LAB	3/11/2020	6:57	-0.07	0.02	0.00	0.00	0.00	-0.05	150.01	0.99	
INLET #4_001012.LAB	3/11/2020	6:57	-0.08	0.03	0.00	0.00	0.00	0.02	150.01	0.99	
INLET #4_001013.LAB	3/11/2020	6:58	-0.08	-0.03	0.00	0.00	0.00	0.04	150.01	0.99	-0.06
INLET #4_001014.LAB	3/11/2020	6:58	-0.03	0.04	0.00	0.00	0.00	-0.02	150.01	0.99	
INLET #4_001015.LAB	3/11/2020	6:58	-0.08	0.01	0.00	0.01	0.00	0.04	149.93	0.99	
INLET #4_001016.LAB	3/11/2020	6:58	-0.09	0.02	0.00	0.00	0.00	0.08	149.93	0.99	
INLET #4_001017.LAB	3/11/2020	6:59	-0.09	0.01	0.00	0.01	0.00	0.07	149.93	0.99	
INLET #4_001018.LAB	3/11/2020	6:59	-0.10	0.01	0.00	0.00	0.00	-0.08	149.99	0.99	
INLET #4_001019.LAB	3/11/2020	6:59	-0.09	0.05	0.00	0.00	0.00	0.14	150.03	0.99	
INLET #4_001020.LAB	3/11/2020	6:59	-0.11	0.03	0.00	0.00	0.00	-0.03	150.03	0.99	
INLET #4_001021.LAB	3/11/2020	7:00	-0.10	0.02	0.00	0.00	0.00	-0.01	150.03	0.99	
INLET #4_001022.LAB	3/11/2020	7:00	-0.11	0.02	0.00	0.01	0.00	-0.14	150.03	0.99	
INLET #4_001023BKG.LAB	3/11/2020	7:01	0.00	0.00	0.00	0.00	0.00	0.00	150.03	0.99	
INLET #4_001024.LAB	3/11/2020	7:01	-0.03	0.05	0.00	0.00	0.00	0.05	150.03	0.99	
INLET #4_001025.LAB	3/11/2020	7:01	45.29	0.02	0.00	0.00	1.32	52.54	150.05	0.99	
INLET #4_001026.LAB	3/11/2020	7:01	7.71	0.05	0.00	0.00	5.08	102.70	150.05	0.99	
INLET #4_001027.LAB	3/11/2020	7:02	2.12	0.00	0.00	0.01	5.13	103.88	150.02	0.99	
INLET #4_001028.LAB	3/11/2020	7:02	1.38	0.04	0.00	0.00	5.14	103.85	149.96	0.99	
INLET #4_001029.LAB	3/11/2020	7:02	1.04	0.04	0.00	0.00	5.13	103.86	149.96	0.99	
INLET #4_001030.LAB	3/11/2020	7:02	0.78	0.02	0.00	0.00	5.13	103.72	149.96	0.99	103.83
INLET #4_001031.LAB	3/11/2020	7:03	0.69	0.02	0.00	0.00	5.11	103.45	149.96	0.98	
INLET #4_001032.LAB	3/11/2020	7:03	37.55	0.05	0.00	0.00	1.93	40.97	149.96	0.99	
INLET #4_001033.LAB	3/11/2020	7:03	7.29	0.05	0.00	0.00	0.59	-1.98	149.96	0.99	
INLET #4_001034.LAB	3/11/2020	7:03	5.87	0.07	0.00	0.00	0.57	-1.78	149.96	0.99	
INLET #4_001035.LAB	3/11/2020	7:04	5.19	0.05	0.00	0.00	0.56	-0.83	149.96	0.99	
INLET #4_001036.LAB	3/11/2020	7:04	7.87	0.07	0.00	0.00	0.55	-0.03	150.05	1.00	
INLET #4_001037.LAB	3/11/2020	7:04	9.33	0.03	0.00	0.00	0.57	0.02	150.06	0.99	
INLET #4_001038.LAB	3/11/2020	7:04	8.35	0.06	0.00	0.00	0.55	0.03	150.01	0.99	
INLET #4_001039.LAB	3/11/2020	7:05	8.26	0.04	0.00	0.00	0.55	0.14	149.98	0.99	
INLET #4_001040.LAB	3/11/2020	7:05	8.28	0.04	0.00	0.00	0.55	-0.08	149.98	0.99	
INLET #4_001041.LAB	3/11/2020	7:05	10.04	0.03	0.00	0.00	0.55	-0.05	149.98	0.99	
INLET #4_001042.LAB	3/11/2020	7:05	10.05	0.07	0.00	0.00	0.56	0.05	149.98	0.99	
INLET #4_001043.LAB	3/11/2020	7:06	10.10	0.02	0.00	0.00	0.56	0.07	149.98	0.99	
INLET #4_001044.LAB	3/11/2020	7:06	10.14	0.01	0.00	0.00	0.56	0.09	149.98	0.99	10.08
INLET #4_001045.LAB	3/11/2020	7:06	10.18	0.03	0.00	0.00	0.56	0.03	149.98	0.99	
INLET #4_001046.LAB	3/11/2020	7:07	6.25	0.02	0.00	0.00	0.12	1.11	149.98	0.99	
INLET #4_001047.LAB	3/11/2020	7:07	3.14	-0.04	0.00	0.00	0.11	0.90	150.05	0.99	
INLET #4_001048.LAB	3/11/2020	7:07	2.35	-0.02	0.00	0.00	0.11	0.41	150.07	0.99	
INLET #4_001049.LAB	3/11/2020	7:07	2.14	0.02	0.00	0.00	0.11	0.30	150.04	0.99	
INLET #4_001050.LAB	3/11/2020	7:08	2.00	0.00	0.00	0.00	0.11	0.24	149.99	0.99	
INLET #4_001051.LAB	3/11/2020	7:08	1.97	0.00	0.00	0.00	0.11	0.20	149.99	0.99	
INLET #4_001052.LAB	3/11/2020	7:08	1.70	0.28	0.01	0.07	0.10	-0.06	149.99	1.00	
INLET #4_001053.LAB	3/11/2020	7:08	0.21	3.87	0.09	0.82	0.00	-5.17	149.99	1.01	
INLET #4_001054.LAB	3/11/2020	7:09	0.15	2.70	0.11	0.71	-0.01	-0.93	149.92	1.01	
INLET #4_001055.LAB	3/11/2020	7:09	0.21	2.17	0.12	0.69	0.00	0.21	149.91	1.00	
INLET #4_001056.LAB	3/11/2020	7:09	0.24	0.42	0.02	0.13	0.03	0.45	149.99	0.99	0.20
INLET #4_001057.LAB	3/11/2020	7:09	0.17	0.02	0.00	0.01	0.00	-0.02	150.01	0.99	
INLET #4_001058.LAB	3/11/2020	7:10	0.18	-0.02	0.00	0.00	0.00	0.01	150.01	0.99	
INLET #4_001059.LAB	3/11/2020	7:10	0.23	0.03	0.00	0.00	0.00	0.05	150.01	0.99	
INLET #4_001060.LAB	3/11/2020	7:10	0.11	0.02	0.00	0.00	0.00	-0.06	150.01	0.99	
INLET #4_001061.LAB	3/11/2020	7:10	8.84	-0.01	0.00	0.01	4.52	91.13	150.01	0.99	
INLET #4_001062.LAB	3/11/2020	7:11	0.40	0.05	0.00	0.00	5.12	103.18	149.97	0.99	
INLET #4_001063.LAB	3/11/2020	7:11	0.15	0.03	0.00	0.00	5.13	103.42	149.93	0.99	
INLET #4_001064.LAB	3/11/2020	7:11	0.05	0.03	0.00	0.00	5.12	103.73	149.93	0.99	
INLET #4_001065.LAB	3/11/2020	7:11	0.00	0.00	0.00	0.00	5.12	103.80	149.93	0.99	103.53
INLET #4_001066.LAB	3/11/2020	7:12	-0.08	0.94	0.05	0.28	2.60	60.11	149.93	1.00	
INLET #4_001067.LAB	3/11/2020	7:12	-0.27	2.16	0.12	0.71	0.01	0.29	149.93	1.01	
INLET #4_001068.LAB	3/11/2020	7:12	2.99	1.40	0.07	0.45	0.80	16.54	149.93	0.99	
INLET #4_001069.LAB	3/11/2020	7:12	9.81	0.05	0.00	0.00	0.60	1.19	149.93	0.99	
INLET #4_001070.LAB	3/11/2020	7:13	10.14	0.06	0.00	0.00	0.56	0.20	149.93	0.99	
INLET #4_001071.LAB	3/11/2020	7:13	10.34	0.05	0.00	0.00	0.56	0.02	149.93	0.99	
INLET #4_001072.LAB	3/11/2020	7:13	10.78	0.02	0.00	0.00	0.56	0.08	149.93	0.99	
INLET #4_001073.LAB	3/11/2020	7:13	10.95	0.02	0.00	0.00	0.56	0.03	150.00	0.99	10.55
INLET #4_001074.LAB	3/11/2020	7:14	11.14	0.04	0.00	0.00	0.56	0.04	150.03	0.99	
INLET #4_001075.LAB	3/11/2020	7:14	4.39	0.05	0.00	0.00	0.22	0.07	150.03	0.99	
INLET #4_001076.LAB	3/11/2020	7:14	2.02	-0.01	0.00	0.00	0.11	0.33	150.03	0.99	
INLET #4_001077.LAB	3/11/2020	7:14	2.03	0.01	0.00	0.00	0.11	0.26	150.03	0.99	
INLET #4_001078.LAB	3/11/2020	7:15	2.00	0.00	0.00	0.00	0.11	0.13	150.03	0.99	
INLET #4_001079.LAB	3/11/2020	7:15	2.02	0.02	0.00	0.00	0.11	0.28	150.03	0.99	
INLET #4_001080.LAB	3/11/2020	7:15	2.03	0.02	0.00	0.00	0.11	0.31	150.03	0.99	
INLET #4_001081.LAB	3/11/2020	7:15	2.01	0.00	0.00	0.00	0.11	0.35	150.03	0.98	

Spectrum	Date	Time	Ethylene ox	METHANE	CO2% 150	H2O% 150	SULFUR HI	Ethylene 15	Temp (C)	Pressure (Atm)
INLET #4_001082.LAB	3/11/2020	7:17	-0.29	0.03	0.00	0.00	0.00	-0.06	150.04	0.99
INLET #4_001083BKG.LAB	3/11/2020	7:18	0.00	0.00	0.00	0.00	0.00	0.00	150.06	0.99
INLET #4_001084.LAB	3/11/2020	7:19	-0.03	1.88	0.10	0.64	0.00	0.08	150.08	0.99
INLET #4_001085.LAB	3/11/2020	7:20	-0.07	2.16	0.12	0.70	0.00	0.62	150.03	0.99
INLET #4_001086.LAB	3/11/2020	7:21	-0.08	2.15	0.12	0.70	0.00	0.70	149.96	0.99

Spectrum	Date	Time	Ethylene o	METHANE	CO2% 150	H2O% 150	SULFUR H	Ethylene 1	Temp (C)	Pressure (Atm)
INLET #4_001087.LAB	3/11/2020	7:22	-0.07	2.18	0.12	0.70	0.00	0.68	150.01	0.99
INLET #4_001088.LAB	3/11/2020	7:23	-0.08	2.15	0.12	0.70	0.00	0.80	149.99	0.99
INLET #4_001089.LAB	3/11/2020	7:24	-0.10	2.17	0.12	0.70	0.00	0.75	149.98	0.99
INLET #4_001090.LAB	3/11/2020	7:25	-0.09	2.19	0.12	0.70	0.00	0.82	149.96	0.99
INLET #4_001091.LAB	3/11/2020	7:26	-0.10	2.17	0.12	0.71	0.00	0.95	149.95	0.99
INLET #4_001092.LAB	3/11/2020	7:27	-0.11	2.19	0.12	0.71	0.00	0.83	149.95	0.99
INLET #4_001093.LAB	3/11/2020	7:28	-0.10	2.19	0.12	0.71	0.00	0.83	149.96	0.99
INLET #4_001094.LAB	3/11/2020	7:29	-0.11	2.19	0.12	0.71	0.00	0.88	150.04	0.99
INLET #4_001095.LAB	3/11/2020	7:30	-0.10	2.19	0.12	0.71	0.00	0.81	150.04	0.99
INLET #4_001096.LAB	3/11/2020	7:31	-0.10	2.18	0.12	0.72	0.00	0.89	150.01	0.99
INLET #4_001097.LAB	3/11/2020	7:32	-0.11	2.17	0.12	0.72	0.00	0.89	149.99	0.99
INLET #4_001098.LAB	3/11/2020	7:33	-0.12	2.18	0.12	0.72	0.00	0.92	149.99	0.99
INLET #4_001099.LAB	3/11/2020	7:34	-0.09	2.18	0.12	0.72	0.00	0.79	149.99	0.99
INLET #4_001100.LAB	3/11/2020	7:35	-0.09	2.16	0.12	0.72	0.00	0.91	149.99	0.99
INLET #4_001101.LAB	3/11/2020	7:36	-0.11	2.18	0.12	0.72	0.00	0.88	149.99	0.99
INLET #4_001102.LAB	3/11/2020	7:37	-0.09	2.16	0.12	0.73	0.00	0.94	149.99	0.99
INLET #4_001103.LAB	3/11/2020	7:38	-0.10	2.17	0.12	0.73	0.00	0.88	149.99	0.99
INLET #4_001104.LAB	3/11/2020	7:39	-0.11	2.19	0.12	0.73	0.00	0.93	149.99	0.99
INLET #4_001105.LAB	3/11/2020	7:40	-0.10	2.18	0.12	0.73	0.00	0.90	149.99	0.99
INLET #4_001106.LAB	3/11/2020	7:41	-0.13	2.17	0.12	0.73	0.00	0.96	149.99	0.99
INLET #4_001107.LAB	3/11/2020	7:42	-0.12	2.18	0.12	0.73	0.00	0.94	149.99	0.99
INLET #4_001108.LAB	3/11/2020	7:43	-0.14	2.18	0.12	0.73	0.00	0.88	149.99	0.99
INLET #4_001109.LAB	3/11/2020	7:44	-0.13	2.18	0.12	0.74	0.00	0.91	149.99	0.99
INLET #4_001110.LAB	3/11/2020	7:45	-0.12	2.18	0.12	0.74	0.00	0.88	149.99	0.99
INLET #4_001111.LAB	3/11/2020	7:46	0.03	2.18	0.12	0.74	0.00	0.83	150.04	0.99
INLET #4_001112.LAB	3/11/2020	7:47	0.02	2.16	0.12	0.74	0.00	0.83	150.06	0.99
INLET #4_001113.LAB	3/11/2020	7:48	0.02	2.16	0.12	0.74	0.00	0.89	150.06	0.99
INLET #4_001114.LAB	3/11/2020	7:49	0.01	2.18	0.12	0.74	0.00	0.89	150.06	0.99
INLET #4_001115.LAB	3/11/2020	7:50	0.02	2.18	0.12	0.74	0.00	0.90	150.03	0.99
INLET #4_001116.LAB	3/11/2020	7:51	0.02	2.16	0.12	0.74	0.00	0.95	149.98	0.99
INLET #4_001117.LAB	3/11/2020	7:52	0.04	2.16	0.12	0.74	0.00	0.88	149.98	0.99
INLET #4_001118.LAB	3/11/2020	7:53	0.04	2.15	0.12	0.75	0.00	0.94	149.98	0.99
INLET #4_001119.LAB	3/11/2020	7:54	0.05	2.16	0.12	0.75	0.00	0.95	149.93	0.99
INLET #4_001120.LAB	3/11/2020	7:55	0.03	2.16	0.12	0.75	0.00	0.87	149.91	0.99
INLET #4_001121.LAB	3/11/2020	7:56	0.03	2.18	0.12	0.75	0.00	0.93	149.91	0.99
INLET #4_001122.LAB	3/11/2020	7:57	0.04	2.15	0.12	0.75	0.00	0.92	149.96	0.99
INLET #4_001123.LAB	3/11/2020	7:58	0.02	2.17	0.12	0.75	0.00	0.86	150.01	0.99
INLET #4_001124.LAB	3/11/2020	7:59	0.03	2.19	0.12	0.75	0.00	0.85	150.07	0.99
INLET #4_001125.LAB	3/11/2020	8:00	0.01	2.20	0.12	0.75	0.00	0.83	150.08	0.99
INLET #4_001126.LAB	3/11/2020	8:01	0.01	2.17	0.12	0.75	0.00	0.85	150.05	0.99
INLET #4_001127.LAB	3/11/2020	8:02	0.02	2.17	0.12	0.76	0.00	0.79	149.98	0.99
INLET #4_001128.LAB	3/11/2020	8:03	0.04	2.16	0.12	0.76	0.00	0.85	149.95	0.99
INLET #4_001129.LAB	3/11/2020	8:04	0.04	2.16	0.12	0.76	0.00	0.82	150.03	0.99
INLET #4_001130.LAB	3/11/2020	8:05	0.02	2.14	0.12	0.76	0.00	0.90	150.03	0.99
INLET #4_001131.LAB	3/11/2020	8:06	0.04	2.16	0.12	0.76	0.00	0.98	150.03	0.99
INLET #4_001132.LAB	3/11/2020	8:07	0.04	2.16	0.12	0.76	0.00	0.93	149.98	0.99
INLET #4_001133.LAB	3/11/2020	8:08	0.03	2.18	0.12	0.76	0.00	0.98	149.94	0.99
INLET #4_001134.LAB	3/11/2020	8:09	-0.01	2.15	0.12	0.76	0.00	1.00	149.94	0.99
INLET #4_001135.LAB	3/11/2020	8:10	-0.01	2.15	0.12	0.77	0.00	0.94	149.94	0.99
INLET #4_001136.LAB	3/11/2020	8:11	0.01	2.15	0.12	0.77	0.00	0.91	150.03	0.99
INLET #4_001137.LAB	3/11/2020	8:12	-0.01	2.16	0.12	0.77	0.00	0.88	150.04	0.99
INLET #4_001138.LAB	3/11/2020	8:13	-0.02	2.16	0.12	0.78	0.00	0.98	150.09	0.99
INLET #4_001139.LAB	3/11/2020	8:14	-0.03	2.16	0.12	0.78	0.00	1.00	150.02	0.99
INLET #4_001140.LAB	3/11/2020	8:15	-0.02	2.15	0.12	0.78	0.00	0.94	149.98	0.99
INLET #4_001141.LAB	3/11/2020	8:16	-0.01	2.14	0.12	0.78	0.00	0.95	149.97	0.99
INLET #4_001142.LAB	3/11/2020	8:17	0.05	2.15	0.12	0.78	0.00	0.94	149.97	0.99
INLET #4_001143.LAB	3/11/2020	8:18	0.06	2.16	0.12	0.78	0.00	0.92	150.03	0.99
INLET #4_001144.LAB	3/11/2020	8:19	0.07	2.16	0.12	0.78	0.00	0.94	149.99	0.99
INLET #4_001145.LAB	3/11/2020	8:20	0.06	2.19	0.12	0.78	0.00	0.91	149.94	0.99
INLET #4_001146.LAB	3/11/2020	8:21	0.03	2.16	0.12	0.79	0.00	0.97	150.01	0.99
INLET #4_001147.LAB	3/11/2020	8:22	0.03	2.17	0.12	0.79	0.00	0.94	150.01	0.99
INLET #4_001148.LAB	3/11/2020	8:23	0.01	2.17	0.12	0.79	0.00	0.94	149.93	0.99
INLET #4_001149.LAB	3/11/2020	8:24	0.02	2.16	0.12	0.79	0.00	0.94	149.93	0.99
INLET #4_001150.LAB	3/11/2020	8:25	0.04	2.17	0.12	0.80	0.00	0.90	150.01	0.99
INLET #4_001151.LAB	3/11/2020	8:26	0.04	2.15	0.12	0.80	0.00	0.94	150.02	0.99
INLET #4_001152.LAB	3/11/2020	8:27	0.03	2.15	0.12	0.80	0.00	0.95	150.02	0.99
INLET #4_001153.LAB	3/11/2020	8:28	0.06	2.14	0.12	0.80	0.00	0.97	150.02	0.99
INLET #4_001154.LAB	3/11/2020	8:29	0.04	2.13	0.12	0.80	0.00	1.06	150.05	0.99
INLET #4_001155.LAB	3/11/2020	8:30	0.04	2.13	0.12	0.80	0.00	1.00	150.03	0.99
INLET #4_001156.LAB	3/11/2020	8:31	0.03	2.12	0.12	0.80	0.00	1.01	149.96	0.99
INLET #4_001157.LAB	3/11/2020	8:32	0.05	2.13	0.12	0.81	0.00	1.09	149.96	0.99
INLET #4_001158.LAB	3/11/2020	8:33	0.03	2.14	0.12	0.81	0.00	1.05	149.96	0.99
INLET #4_001159.LAB	3/11/2020	8:34	0.04	2.14	0.12	0.81	0.00	1.00	149.96	0.99
INLET #4_001160.LAB	**3/11/2020**	**8:35**	**0.04**	**2.16**	**0.12**	**0.81**	**0.00**	**0.99**	**149.96**	**0.99**
INLET #4_001161.LAB	**3/11/2020**	**8:36**	**0.02**	**2.16**	**0.12**	**0.81**	**0.00**	**1.03**	**149.96**	**0.99**
INLET #4_001162.LAB	**3/11/2020**	**8:37**	**0.00**	**2.18**	**0.12**	**0.81**	**0.00**	**0.99**	**150.02**	**0.99**
INLET #4_001163.LAB	**3/11/2020**	**8:38**	**0.02**	**2.14**	**0.12**	**0.81**	**0.00**	**1.02**	**150.03**	**0.99**
INLET #4_001164.LAB	**3/11/2020**	**8:39**	**0.07**	**2.17**	**0.12**	**0.81**	**0.00**	**1.01**	**150.13**	**0.99**
INLET #4_001165.LAB	**3/11/2020**	**8:40**	**0.06**	**2.17**	**0.12**	**0.81**	**0.00**	**0.93**	**150.08**	**0.99**
INLET #4_001166.LAB	**3/11/2020**	**8:41**	**0.08**	**2.16**	**0.12**	**0.81**	**0.00**	**0.96**	**150.01**	**0.99**
INLET #4_001167.LAB	**3/11/2020**	**8:42**	**0.04**	**2.17**	**0.12**	**0.81**	**0.00**	**0.98**	**149.98**	**0.99**

Spectrum	Date	Time	Ethylene o	METHANE	CO2% 150(	H2O% 150(	SULFUR H	Ethylene 1	Temp (C)	Pressure (Atm)
INLET #4_001168.LAB	3/11/2020	8:43	0.02	2.16	0.12	0.81	0.00	0.96	149.97	0.99
INLET #4_001169.LAB	3/11/2020	8:44	0.04	2.17	0.12	0.82	0.00	0.93	149.94	0.99
INLET #4_001170.LAB	3/11/2020	8:45	0.04	2.16	0.12	0.82	0.00	1.02	149.94	0.99
INLET #4_001171.LAB	3/11/2020	8:46	0.04	2.18	0.12	0.82	0.00	0.92	149.95	0.99
INLET #4_001172.LAB	3/11/2020	8:47	0.03	2.17	0.12	0.82	0.00	0.94	149.96	0.99
INLET #4_001173.LAB	3/11/2020	8:48	0.04	2.16	0.12	0.82	0.00	0.93	149.96	0.99
INLET #4_001174.LAB	3/11/2020	8:49	0.04	2.16	0.12	0.82	0.00	0.93	149.98	0.99
INLET #4_001175.LAB	3/11/2020	8:50	0.04	2.19	0.12	0.83	0.00	0.88	149.99	0.99
INLET #4_001176.LAB	3/11/2020	8:51	0.03	2.17	0.12	0.82	0.00	0.91	150.00	0.99
INLET #4_001177.LAB	3/11/2020	8:52	0.05	2.15	0.12	0.83	0.00	0.93	150.05	0.99
INLET #4_001178.LAB	3/11/2020	8:53	0.03	2.14	0.12	0.83	0.00	0.96	150.07	0.99
INLET #4_001179.LAB	3/11/2020	8:54	0.03	2.13	0.12	0.83	0.00	0.98	150.07	0.99
INLET #4_001180.LAB	3/11/2020	8:55	0.06	2.14	0.12	0.83	0.00	1.04	150.07	0.99
INLET #4_001181.LAB	3/11/2020	8:56	0.06	2.12	0.12	0.83	0.00	1.07	149.99	0.99
INLET #4_001182.LAB	3/11/2020	8:57	0.05	2.14	0.12	0.83	0.00	1.05	150.01	0.99
INLET #4_001183.LAB	3/11/2020	8:58	0.05	2.12	0.12	0.83	0.00	1.13	150.00	0.99
INLET #4_001184.LAB	3/11/2020	8:59	0.05	2.14	0.12	0.84	0.00	1.02	149.92	0.99
INLET #4_001185.LAB	3/11/2020	9:00	0.06	2.13	0.12	0.84	0.00	1.04	149.92	0.99
INLET #4_001186.LAB	3/11/2020	9:01	0.06	2.14	0.12	0.84	0.00	0.99	149.92	0.99
INLET #4_001187.LAB	3/11/2020	9:02	0.04	2.13	0.12	0.84	0.00	1.00	149.92	0.99
INLET #4_001188.LAB	3/11/2020	9:03	0.02	2.15	0.12	0.84	0.00	0.98	149.98	0.99
INLET #4_001189.LAB	3/11/2020	9:04	0.02	2.14	0.11	0.85	0.00	1.00	150.01	0.99
INLET #4_001190.LAB	3/11/2020	9:05	0.03	2.14	0.12	0.85	0.00	0.98	150.11	0.99
INLET #4_001191.LAB	3/11/2020	9:06	0.01	2.13	0.12	0.85	0.00	0.98	150.12	0.99
INLET #4_001192.LAB	3/11/2020	9:07	0.01	2.14	0.12	0.85	0.00	0.94	150.05	0.99
INLET #4_001193.LAB	3/11/2020	9:08	0.05	2.14	0.11	0.85	0.00	0.84	149.96	0.99
INLET #4_001194.LAB	3/11/2020	9:09	0.04	2.15	0.11	0.85	0.00	0.96	149.94	0.99
INLET #4_001195.LAB	3/11/2020	9:10	0.05	2.13	0.11	0.85	0.00	0.92	149.97	0.99
INLET #4_001196.LAB	3/11/2020	9:11	0.04	2.13	0.11	0.85	0.00	0.91	150.03	0.99
INLET #4_001197.LAB	3/11/2020	9:12	0.04	2.14	0.11	0.85	0.00	0.96	150.03	0.99
INLET #4_001198.LAB	3/11/2020	9:13	0.04	2.12	0.11	0.85	0.00	0.95	149.96	0.99
INLET #4_001199.LAB	3/11/2020	9:14	0.04	2.12	0.11	0.85	0.00	0.98	149.96	0.99
INLET #4_001200.LAB	3/11/2020	9:15	0.04	2.14	0.11	0.85	0.00	0.98	149.96	0.99
INLET #4_001201.LAB	3/11/2020	9:16	0.05	2.12	0.11	0.85	0.00	0.94	149.96	0.99
INLET #4_001202.LAB	3/11/2020	9:17	0.06	2.10	0.11	0.85	0.00	0.98	149.96	0.99
INLET #4_001203.LAB	3/11/2020	9:18	0.04	2.13	0.11	0.85	0.00	0.99	149.96	0.99
INLET #4_001204.LAB	3/11/2020	9:19	0.05	2.12	0.11	0.85	0.00	0.93	150.02	0.99
INLET #4_001205.LAB	3/11/2020	9:20	0.07	2.12	0.11	0.85	0.00	0.96	150.05	0.99
INLET #4_001206.LAB	3/11/2020	9:21	0.07	2.12	0.11	0.85	0.00	0.93	150.05	0.99
INLET #4_001207.LAB	3/11/2020	9:22	0.06	2.14	0.11	0.85	0.00	0.91	150.05	0.99
INLET #4_001208.LAB	3/11/2020	9:23	0.06	2.12	0.11	0.85	0.00	0.95	149.97	0.99
INLET #4_001209.LAB	3/11/2020	9:24	0.06	2.11	0.11	0.85	0.00	0.97	149.97	0.99
INLET #4_001210.LAB	3/11/2020	9:25	0.06	2.12	0.11	0.85	0.00	0.97	149.97	0.99
INLET #4_001211.LAB	3/11/2020	9:26	0.06	2.11	0.11	0.85	0.00	0.94	149.97	0.99
INLET #4_001212.LAB	3/11/2020	9:27	0.05	2.12	0.11	0.85	0.00	0.95	149.97	0.99
INLET #4_001213.LAB	3/11/2020	9:28	0.05	2.12	0.11	0.85	0.00	0.93	149.97	0.99
INLET #4_001214.LAB	3/11/2020	9:29	0.05	2.12	0.11	0.85	0.00	0.94	149.97	0.99
INLET #4_001215.LAB	3/11/2020	9:30	0.04	2.13	0.11	0.85	0.00	0.89	150.09	0.99
INLET #4_001216.LAB	3/11/2020	9:31	0.05	2.11	0.11	0.85	0.00	0.95	150.14	0.99
INLET #4_001217.LAB	3/11/2020	9:32	0.06	2.12	0.11	0.85	0.00	0.84	150.04	0.99
INLET #4_001218.LAB	3/11/2020	9:33	0.05	2.11	0.11	0.85	0.00	0.93	149.98	0.99
INLET #4_001219.LAB	3/11/2020	9:34	0.06	2.11	0.11	0.85	0.00	0.95	149.97	0.99
INLET #4_001220.LAB	3/11/2020	9:35	0.03	2.11	0.11	0.84	0.00	0.87	149.99	0.99
INLET #4_001221.LAB	3/11/2020	9:36	0.02	2.13	0.11	0.85	0.00	0.92	149.97	0.99
INLET #4_001222.LAB	3/11/2020	9:37	0.01	2.12	0.11	0.85	0.00	0.92	149.95	0.99
INLET #4_001223.LAB	3/11/2020	9:38	0.02	2.11	0.11	0.85	0.00	1.01	149.91	0.99
INLET #4_001224.LAB	3/11/2020	9:39	0.00	2.12	0.11	0.85	0.00	0.93	149.98	0.99
INLET #4_001225.LAB	3/11/2020	9:40	0.02	2.11	0.11	0.85	0.00	0.99	149.99	0.99
INLET #4_001226.LAB	3/11/2020	9:41	0.00	2.11	0.11	0.85	0.00	0.95	149.99	0.99
INLET #4_001227.LAB	3/11/2020	9:42	0.03	2.11	0.11	0.85	0.00	0.99	149.99	0.99
INLET #4_001228.LAB	3/11/2020	9:43	0.01	2.12	0.11	0.85	0.00	0.94	149.99	0.99
INLET #4_001229.LAB	3/11/2020	9:44	0.02	2.10	0.11	0.85	0.00	0.98	149.92	0.99
INLET #4_001230.LAB	3/11/2020	9:45	0.03	2.11	0.11	0.85	0.00	0.91	149.97	0.99
INLET #4_001231.LAB	3/11/2020	9:46	0.03	2.10	0.11	0.86	0.00	0.92	150.03	0.99
INLET #4_001232.LAB	3/11/2020	9:47	0.06	2.10	0.11	0.86	0.00	0.96	150.07	0.99
INLET #4_001233.LAB	3/11/2020	9:48	0.07	2.10	0.11	0.86	0.00	0.93	150.05	0.99
INLET #4_001234.LAB	3/11/2020	9:49	0.06	2.10	0.11	0.86	0.00	0.95	149.97	0.99
INLET #4_001235.LAB	3/11/2020	9:50	0.07	2.09	0.11	0.86	0.00	0.98	150.05	0.99
INLET #4_001236.LAB	3/11/2020	9:51	0.05	2.08	0.11	0.86	0.00	0.93	149.99	0.99
INLET #4_001237.LAB	3/11/2020	9:52	0.05	2.08	0.11	0.87	0.00	0.97	150.00	0.99
INLET #4_001238.LAB	3/11/2020	9:53	0.05	2.10	0.11	0.87	0.00	0.96	149.97	0.99
INLET #4_001239.LAB	3/11/2020	9:54	0.06	2.10	0.11	0.87	0.00	0.97	150.00	0.99
INLET #4_001240.LAB	3/11/2020	9:55	0.04	2.09	0.11	0.87	0.00	0.95	150.00	0.99
INLET #4_001241.LAB	3/11/2020	9:56	0.05	2.08	0.11	0.88	0.00	0.87	150.00	0.99
INLET #4_001242.LAB	3/11/2020	9:57	0.07	2.08	0.11	0.87	0.00	0.95	149.97	0.99
INLET #4_001243.LAB	3/11/2020	9:58	0.06	2.09	0.11	0.87	0.00	0.87	150.00	0.99
INLET #4_001244.LAB	3/11/2020	9:59	0.05	2.08	0.11	0.87	0.00	0.88	149.98	0.99

Spectrum	Date	Time	Ethylene o	METHANE	CO2% 150	H2O% 150	SULFUR H	Ethylene 1	Temp (C)	Pressure (Atm)
INLET #4_001245.LAB	3/11/2020	10:00	0.05	2.09	0.11	0.87	0.00	0.93	150.01	0.99
INLET #4_001246.LAB	3/11/2020	10:01	0.05	2.07	0.11	0.87	0.00	0.92	150.01	0.99
INLET #4_001247.LAB	3/11/2020	10:02	0.06	2.09	0.11	0.87	0.00	0.88	149.99	0.99
INLET #4_001248.LAB	3/11/2020	10:03	0.06	2.08	0.11	0.87	0.00	0.88	149.98	0.99
INLET #4_001249.LAB	3/11/2020	10:04	0.08	2.06	0.11	0.87	0.00	0.91	150.01	0.99
INLET #4_001250.LAB	3/11/2020	10:05	0.08	2.07	0.11	0.87	0.00	0.86	150.00	0.99
INLET #4_001251.LAB	3/11/2020	10:06	0.08	2.06	0.11	0.87	0.00	0.88	149.97	0.99
INLET #4_001252.LAB	3/11/2020	10:07	0.06	2.06	0.11	0.86	0.00	0.84	150.02	0.99
INLET #4_001253.LAB	3/11/2020	10:08	0.04	2.03	0.11	0.86	0.00	0.93	150.02	0.99
INLET #4_001254.LAB	3/11/2020	10:09	0.05	2.07	0.11	0.85	0.00	0.85	150.02	0.99
INLET #4_001255.LAB	3/11/2020	10:10	0.04	2.08	0.11	0.85	0.00	0.83	149.98	0.99
INLET #4_001256.LAB	3/11/2020	10:11	0.04	2.09	0.11	0.85	0.00	0.80	150.03	0.99
INLET #4_001257.LAB	3/11/2020	10:12	0.02	2.09	0.11	0.85	0.00	0.86	149.97	0.99
INLET #4_001258.LAB	3/11/2020	10:13	0.10	2.11	0.11	0.85	0.00	0.88	149.97	0.99
INLET #4_001259.LAB	3/11/2020	10:14	0.10	2.09	0.11	0.84	0.00	0.77	150.05	0.99
INLET #4_001260.LAB	3/11/2020	10:15	0.12	2.11	0.11	0.84	0.00	0.73	149.98	0.99
INLET #4_001261.LAB	3/11/2020	10:16	0.15	2.11	0.11	0.84	0.00	0.77	149.97	0.99
INLET #4_001262.LAB	3/11/2020	10:17	0.19	2.11	0.11	0.84	0.00	0.75	149.97	0.99
INLET #4_001263.LAB	3/11/2020	10:18	0.18	2.10	0.11	0.84	0.00	0.82	149.97	0.99
INLET #4_001264.LAB	3/11/2020	10:19	0.21	2.11	0.11	0.84	0.00	0.76	150.06	0.99
INLET #4_001265.LAB	3/11/2020	10:20	0.18	2.12	0.11	0.83	0.00	0.71	150.02	0.99
INLET #4_001266.LAB	3/11/2020	10:21	0.16	2.12	0.11	0.83	0.00	0.79	149.99	0.98
INLET #4_001267.LAB	3/11/2020	10:22	0.16	2.10	0.11	0.83	0.00	0.75	150.03	0.99
INLET #4_001268.LAB	3/11/2020	10:23	0.17	2.11	0.11	0.83	0.00	0.68	150.01	0.99
INLET #4_001269.LAB	3/11/2020	10:24	0.13	2.09	0.11	0.83	0.00	0.76	150.00	0.99
INLET #4_001270.LAB	3/11/2020	10:25	0.11	2.08	0.11	0.83	0.00	0.72	150.00	0.99
INLET #4_001271.LAB	3/11/2020	10:26	0.10	2.09	0.11	0.83	0.00	0.77	149.93	0.99
INLET #4_001272.LAB	3/11/2020	10:27	0.09	2.06	0.11	0.82	0.00	0.82	149.92	0.99
INLET #4_001273.LAB	3/11/2020	10:28	0.09	2.05	0.11	0.82	0.00	0.81	149.92	0.99
INLET #4_001274.LAB	3/11/2020	10:29	0.09	2.05	0.11	0.82	0.00	0.84	149.96	0.99
INLET #4_001275.LAB	3/11/2020	10:30	0.07	2.06	0.11	0.82	0.00	0.89	149.99	0.99
INLET #4_001276.LAB	3/11/2020	10:31	0.09	2.04	0.11	0.82	0.00	0.85	150.05	0.99
INLET #4_001277.LAB	3/11/2020	10:32	0.06	2.06	0.11	0.82	0.00	0.75	150.08	0.99
INLET #4_001278.LAB	3/11/2020	10:33	0.01	2.05	0.11	0.82	0.00	0.62	150.08	0.99
INLET #4_001279.LAB	3/11/2020	10:34	0.00	2.04	0.11	0.81	0.00	0.16	150.08	0.99
INLET #4_001280.LAB	3/11/2020	10:35	0.00	2.07	0.11	0.81	0.00	0.22	150.08	0.99
INLET #4_001281.LAB	3/11/2020	10:36	0.01	2.05	0.11	0.81	0.00	0.57	150.08	0.99
INLET #4_001282.LAB	3/11/2020	10:37	0.02	2.04	0.11	0.81	0.00	0.71	150.05	0.99
INLET #4_001283.LAB	3/11/2020	10:38	0.05	2.05	0.11	0.81	0.00	0.87	149.96	0.99
INLET #4_001284.LAB	3/11/2020	10:39	0.08	2.05	0.11	0.81	0.00	0.96	149.92	0.99
INLET #4_001285.LAB	3/11/2020	10:40	0.07	2.04	0.11	0.81	0.00	0.88	149.92	0.99
INLET #4_001286.LAB	3/11/2020	10:41	0.10	2.06	0.11	0.81	0.00	0.88	149.92	0.99
INLET #4_001287.LAB	3/11/2020	10:42	0.15	2.07	0.11	0.81	0.00	0.80	149.92	0.99
INLET #4_001288.LAB	3/11/2020	10:43	0.08	2.08	0.11	0.82	0.00	0.30	149.96	0.99
INLET #4_001289.LAB	3/11/2020	10:44	0.13	2.08	0.11	0.81	0.00	0.35	149.99	0.99
INLET #4_001290.LAB	3/11/2020	10:45	0.20	2.10	0.11	0.81	0.00	0.43	149.99	0.99
INLET #4_001291.LAB	3/11/2020	10:46	0.18	2.11	0.11	0.82	0.00	0.58	149.99	0.99
INLET #4_001292.LAB	3/11/2020	10:47	0.21	2.12	0.11	0.82	0.00	0.62	149.99	0.99
INLET #4_001293.LAB	3/11/2020	10:48	0.19	2.09	0.11	0.82	0.00	0.74	149.99	0.99
INLET #4_001294.LAB	3/11/2020	10:49	0.18	2.07	0.11	0.82	0.00	0.77	149.99	0.99
INLET #4_001295.LAB	3/11/2020	10:50	0.16	2.05	0.11	0.82	0.00	0.85	149.99	0.99
INLET #4_001296.LAB	3/11/2020	10:51	0.16	2.04	0.11	0.83	0.00	0.81	149.99	0.99
INLET #4_001297.LAB	3/11/2020	10:52	0.14	2.04	0.11	0.83	0.00	0.82	149.99	0.99
INLET #4_001298.LAB	3/11/2020	10:53	0.14	2.06	0.11	0.83	0.00	0.85	149.99	0.99
INLET #4_001299.LAB	3/11/2020	10:54	0.09	2.06	0.11	0.84	0.00	0.82	149.99	0.99
INLET #4_001300.LAB	3/11/2020	10:55	0.10	2.04	0.11	0.84	0.00	0.87	149.99	0.99
INLET #4_001301.LAB	3/11/2020	10:56	0.08	2.05	0.11	0.84	0.00	0.91	149.99	0.99
INLET #4_001302.LAB	3/11/2020	10:57	0.10	2.05	0.11	0.84	0.00	0.85	149.99	0.99
INLET #4_001303.LAB	3/11/2020	10:58	0.08	2.04	0.11	0.84	0.00	0.84	149.99	0.99
INLET #4_001304.LAB	3/11/2020	10:59	0.07	2.08	0.11	0.84	0.00	0.84	149.99	0.99
INLET #4_001305.LAB	3/11/2020	11:00	0.09	2.06	0.11	0.84	0.00	0.83	149.99	0.99
INLET #4_001306.LAB	3/11/2020	11:01	0.07	2.06	0.11	0.84	0.00	0.89	149.99	0.99
INLET #4_001307.LAB	3/11/2020	11:02	0.20	2.09	0.11	0.84	0.00	0.62	149.99	0.99
INLET #4_001308.LAB	3/11/2020	11:03	0.17	2.07	0.11	0.83	0.00	0.62	149.99	0.99
INLET #4_001309.LAB	3/11/2020	11:04	0.20	2.09	0.11	0.84	0.00	0.61	149.99	0.99
INLET #4_001310.LAB	3/11/2020	11:05	0.26	2.11	0.11	0.83	0.00	0.58	149.99	0.99
INLET #4_001311.LAB	3/11/2020	11:06	0.25	2.09	0.11	0.83	0.00	0.61	149.99	0.99
INLET #4_001312.LAB	3/11/2020	11:07	0.25	2.07	0.11	0.83	0.00	0.68	149.99	0.99
INLET #4_001313.LAB	3/11/2020	11:08	0.24	2.09	0.11	0.83	0.00	0.58	149.99	0.99
INLET #4_001314.LAB	3/11/2020	11:09	0.26	2.10	0.11	0.83	0.00	0.60	149.99	0.99
INLET #4_001315.LAB	3/11/2020	11:10	0.22	2.08	0.11	0.83	0.00	0.74	149.99	0.99
INLET #4_001316.LAB	3/11/2020	11:11	0.19	2.06	0.11	0.83	0.00	0.72	149.99	0.99
INLET #4_001317.LAB	3/11/2020	11:12	0.18	2.05	0.11	0.83	0.00	0.75	149.99	0.99
INLET #4_001318.LAB	3/11/2020	11:13	0.13	2.05	0.11	0.83	0.00	0.79	150.01	0.99
INLET #4_001319.LAB	3/11/2020	11:14	0.15	2.04	0.11	0.83	0.00	0.78	150.09	0.99
INLET #4_001320.LAB	3/11/2020	11:15	0.12	2.03	0.11	0.83	0.00	0.84	150.03	0.99
INLET #4_001321.LAB	3/11/2020	11:16	0.10	2.03	0.11	0.84	0.00	0.78	150.02	0.99

Spectrum	Date	Time	Ethylene o	METHANE	CO2% 150	H2O% 150	SULFUR H	Ethylene 1	Temp (C)	Pressure (Atm)
INLET #4_001322.LAB	3/11/2020	11:17	0.08	2.03	0.11	0.84	0.00	0.78	149.95	0.99
INLET #4_001323.LAB	3/11/2020	11:18	0.09	2.02	0.11	0.84	0.00	0.75	149.94	0.99
INLET #4_001324.LAB	3/11/2020	11:19	0.08	2.02	0.11	0.84	0.00	0.82	149.94	0.99
INLET #4_001325.LAB	3/11/2020	11:20	0.07	2.02	0.11	0.84	0.00	0.81	149.94	0.99
INLET #4_001326.LAB	3/11/2020	11:21	0.06	2.01	0.11	0.84	0.00	0.85	149.94	0.99
INLET #4_001327.LAB	3/11/2020	11:22	0.08	2.03	0.11	0.84	0.00	0.77	149.94	0.99
INLET #4_001328.LAB	3/11/2020	11:23	0.07	2.01	0.11	0.83	0.00	0.79	150.00	0.99
INLET #4_001329.LAB	3/11/2020	11:24	0.08	2.00	0.11	0.83	0.00	0.79	150.01	0.99
INLET #4_001330.LAB	3/11/2020	11:25	0.08	2.02	0.11	0.83	0.00	0.80	150.01	0.99
INLET #4_001331.LAB	3/11/2020	11:26	0.06	2.01	0.11	0.83	0.00	0.85	150.01	0.99
INLET #4_001332.LAB	3/11/2020	11:27	0.07	2.00	0.11	0.83	0.00	0.83	150.01	0.99
INLET #4_001333.LAB	3/11/2020	11:28	0.07	1.99	0.11	0.83	0.00	0.79	150.01	0.99
INLET #4_001334.LAB	3/11/2020	11:29	0.06	2.02	0.11	0.83	0.00	0.85	150.01	0.99
INLET #4_001335.LAB	3/11/2020	11:30	0.06	2.01	0.11	0.84	0.00	0.80	150.05	0.99
INLET #4_001336.LAB	3/11/2020	11:31	0.05	2.01	0.11	0.83	0.00	0.82	150.08	0.99
INLET #4_001337.LAB	3/11/2020	11:32	0.04	2.01	0.11	0.83	0.00	0.82	150.13	0.99
INLET #4_001338.LAB	3/11/2020	11:33	0.04	2.00	0.11	0.83	0.00	0.82	150.01	0.99
INLET #4_001339.LAB	3/11/2020	11:34	0.05	2.01	0.11	0.83	0.00	0.85	149.96	0.99
INLET #4_001340.LAB	3/11/2020	11:35	0.07	2.00	0.11	0.83	0.00	0.82	149.96	0.99
INLET #4_001341.LAB	3/11/2020	11:36	0.06	2.01	0.11	0.83	0.00	0.82	149.96	0.99
INLET #4_001342.LAB	3/11/2020	11:37	0.06	2.01	0.11	0.83	0.00	0.80	149.96	0.99
INLET #4_001343.LAB	3/11/2020	11:38	0.06	2.01	0.11	0.83	0.00	0.80	149.98	0.99
INLET #4_001344.LAB	3/11/2020	11:39	0.06	2.02	0.11	0.83	0.00	0.81	150.04	0.99
INLET #4_001345.LAB	3/11/2020	11:40	0.06	2.01	0.11	0.83	0.00	0.84	149.97	0.99
INLET #4_001346.LAB	3/11/2020	11:41	0.06	2.01	0.11	0.83	0.00	0.76	149.97	0.99
INLET #4_001347.LAB	3/11/2020	11:42	0.04	2.00	0.11	0.83	0.00	0.79	149.97	0.99
INLET #4_001348.LAB	3/11/2020	11:43	0.03	2.01	0.11	0.83	0.00	0.84	150.00	0.99
INLET #4_001349.LAB	3/11/2020	11:44	0.05	2.01	0.11	0.83	0.00	0.82	149.99	0.99
INLET #4_001350.LAB	3/11/2020	11:45	0.03	2.00	0.11	0.83	0.00	0.85	149.99	0.99
INLET #4_001351.LAB	3/11/2020	11:46	0.06	2.02	0.11	0.83	0.00	0.83	149.99	0.99
INLET #4_001352.LAB	3/11/2020	11:47	0.04	2.00	0.11	0.83	0.00	0.87	149.99	0.99
INLET #4_001353.LAB	3/11/2020	11:48	0.04	2.01	0.11	0.83	0.00	0.78	149.99	0.99
INLET #4_001354.LAB	3/11/2020	11:49	0.04	1.99	0.11	0.83	0.00	0.82	149.99	0.99
INLET #4_001355.LAB	3/11/2020	11:50	0.06	1.99	0.11	0.83	0.00	0.81	149.99	0.99
INLET #4_001356.LAB	3/11/2020	11:51	0.05	2.00	0.11	0.83	0.00	0.78	149.99	0.99
INLET #4_001357.LAB	3/11/2020	11:52	0.03	2.01	0.11	0.83	0.00	0.85	149.99	0.99
INLET #4_001358.LAB	3/11/2020	11:53	0.03	2.00	0.11	0.83	0.00	0.86	149.99	0.99
INLET #4_001359.LAB	3/11/2020	11:55	0.04	2.01	0.11	0.83	0.00	0.84	149.99	0.99
INLET #4_001360.LAB	3/11/2020	11:56	0.04	2.01	0.11	0.84	0.00	0.82	149.99	0.99
INLET #4_001361.LAB	3/11/2020	11:57	0.05	2.00	0.11	0.84	0.00	0.77	150.00	0.99
INLET #4_001362.LAB	3/11/2020	11:58	0.06	1.98	0.10	0.84	0.00	0.80	150.06	0.99
INLET #4_001363.LAB	3/11/2020	11:59	0.06	1.98	0.10	0.85	0.00	0.80	150.06	0.99
INLET #4_001364.LAB	3/11/2020	12:00	0.05	2.00	0.10	0.85	0.00	0.82	150.06	0.99
INLET #4_001365.LAB	3/11/2020	12:01	0.05	1.99	0.10	0.86	0.00	0.82	150.06	0.99
INLET #4_001366.LAB	3/11/2020	12:02	0.05	1.97	0.10	0.86	0.00	0.79	149.99	0.99
INLET #4_001367.LAB	3/11/2020	12:03	0.05	1.96	0.10	0.86	0.00	0.92	149.99	0.99
INLET #4_001368.LAB	3/11/2020	12:04	0.04	1.95	0.10	0.87	0.00	0.90	149.99	0.99
INLET #4_001369.LAB	3/11/2020	12:05	0.05	1.96	0.10	0.87	0.00	0.93	150.01	0.99
INLET #4_001370.LAB	3/11/2020	12:06	0.05	1.97	0.10	0.87	0.00	0.88	149.97	0.99
INLET #4_001371.LAB	3/11/2020	12:07	0.05	1.95	0.10	0.87	0.00	0.92	149.97	0.99
INLET #4_001372.LAB	3/11/2020	12:08	0.05	1.97	0.10	0.87	0.00	0.96	149.98	0.99
INLET #4_001373.LAB	3/11/2020	12:09	0.06	1.98	0.10	0.86	0.00	0.86	149.99	0.99
INLET #4_001374.LAB	3/11/2020	12:10	0.07	1.97	0.10	0.86	0.00	0.86	149.94	0.99
INLET #4_001375.LAB	3/11/2020	12:11	0.06	1.98	0.10	0.87	0.00	0.82	149.94	0.99
INLET #4_001376.LAB	3/11/2020	12:12	0.05	1.98	0.10	0.87	0.00	0.86	149.94	0.99
INLET #4_001377.LAB	3/11/2020	12:13	0.04	1.98	0.10	0.87	0.00	0.87	149.99	0.99
INLET #4_001378.LAB	3/11/2020	12:14	0.03	1.98	0.10	0.87	0.00	0.74	150.02	0.99
INLET #4_001379.LAB	3/11/2020	12:15	0.04	1.98	0.10	0.87	0.00	0.82	150.02	0.99
INLET #4_001380.LAB	3/11/2020	12:16	0.05	1.99	0.10	0.86	0.00	0.86	150.02	0.99
INLET #4_001381.LAB	3/11/2020	12:17	0.05	1.98	0.10	0.86	0.00	0.82	150.02	0.99
INLET #4_001382.LAB	3/11/2020	12:18	0.04	1.97	0.10	0.86	0.00	0.86	150.02	0.99
INLET #4_001383.LAB	3/11/2020	12:19	0.03	1.97	0.10	0.85	0.00	0.84	149.96	0.99
INLET #4_001384.LAB	3/11/2020	12:20	0.04	1.99	0.10	0.85	0.00	0.78	149.96	0.99
INLET #4_001385.LAB	3/11/2020	12:21	0.03	1.98	0.10	0.85	0.00	0.84	149.96	0.99
INLET #4_001386.LAB	3/11/2020	12:22	0.03	1.98	0.10	0.85	0.00	0.87	150.03	0.99
INLET #4_001387.LAB	3/11/2020	12:23	0.04	1.99	0.10	0.85	0.00	0.84	150.04	0.99
INLET #4_001388.LAB	3/11/2020	12:24	0.04	1.98	0.10	0.85	0.00	0.77	150.05	0.99
INLET #4_001389.LAB	3/11/2020	12:25	0.03	2.00	0.10	0.85	0.00	0.79	149.97	0.99
INLET #4_001390.LAB	3/11/2020	12:26	0.03	1.99	0.10	0.84	0.00	0.83	149.97	0.99
INLET #4_001391.LAB	3/11/2020	12:27	0.05	1.98	0.10	0.83	0.00	0.87	150.01	0.99
INLET #4_001392.LAB	3/11/2020	12:28	0.03	1.98	0.10	0.83	0.00	0.86	149.97	0.99
INLET #4_001393.LAB	3/11/2020	12:29	0.03	1.98	0.10	0.82	0.00	0.87	149.94	0.99
INLET #4_001394.LAB	3/11/2020	12:30	0.03	1.98	0.10	0.83	0.00	0.90	150.00	0.99
INLET #4_001395.LAB	3/11/2020	12:31	0.02	1.98	0.10	0.83	0.00	0.90	150.00	0.99
INLET #4_001396.LAB	3/11/2020	12:32	0.02	1.98	0.10	0.82	0.00	0.79	150.02	0.99
INLET #4_001397.LAB	3/11/2020	12:33	0.02	1.98	0.10	0.82	0.00	0.83	149.99	0.99
INLET #4_001398.LAB	3/11/2020	12:34	0.03	1.98	0.10	0.82	0.00	0.80	149.94	0.99

Spectrum	Date	Time	Ethylene o	METHANE	CO2% 150(	H2O% 150(	SULFUR H	Ethylene 1:	Temp (C)	Pressure (Atm)
INLET #4_001399.LAB	3/11/2020	12:35	0.02	1.98	0.10	0.82	0.00	0.78	149.96	0.99
INLET #4_001400.LAB	3/11/2020	12:36	0.03	1.98	0.10	0.82	0.00	0.83	150.03	0.99
INLET #4_001401.LAB	3/11/2020	12:37	0.03	2.00	0.10	0.82	0.00	0.80	150.03	0.99
INLET #4_001402.LAB	3/11/2020	12:38	0.03	2.00	0.10	0.82	0.00	0.75	150.03	0.99
INLET #4_001403.LAB	3/11/2020	12:39	0.02	2.00	0.10	0.82	0.00	0.80	150.10	0.99
INLET #4_001404.LAB	3/11/2020	12:40	0.01	1.99	0.10	0.82	0.00	0.80	150.05	0.99
INLET #4_001405.LAB	3/11/2020	12:41	0.02	1.98	0.10	0.82	0.00	0.75	149.97	0.99
INLET #4_001406.LAB	3/11/2020	12:42	0.04	1.99	0.10	0.81	0.00	0.81	149.97	0.99
INLET #4_001407.LAB	3/11/2020	12:43	0.03	2.01	0.10	0.81	0.00	0.72	150.02	0.99
INLET #4_001408.LAB	3/11/2020	12:44	0.03	1.98	0.10	0.81	0.00	0.77	149.99	0.99
INLET #4_001409.LAB	3/11/2020	12:45	0.01	1.99	0.10	0.81	0.00	0.75	149.99	0.99
INLET #4_001410.LAB	3/11/2020	12:46	0.03	2.01	0.10	0.81	0.00	0.78	149.99	0.99
INLET #4_001411.LAB	3/11/2020	12:47	0.03	1.98	0.10	0.81	0.00	0.74	149.99	0.99
INLET #4_001412.LAB	3/11/2020	12:48	0.03	1.99	0.10	0.81	0.00	0.74	150.01	0.99
INLET #4_001413.LAB	3/11/2020	12:49	0.03	2.00	0.10	0.82	0.00	0.77	150.00	0.99
INLET #4_001414.LAB	3/11/2020	12:50	0.02	2.00	0.10	0.82	0.00	0.72	150.00	0.99
INLET #4_001415.LAB	3/11/2020	12:51	0.02	1.99	0.10	0.81	0.00	0.79	149.99	0.99
INLET #4_001416.LAB	3/11/2020	12:52	0.02	1.98	0.10	0.81	0.00	0.71	150.00	0.99
INLET #4_001417.LAB	3/11/2020	12:53	0.03	2.00	0.10	0.82	0.00	0.81	149.98	0.99
INLET #4_001418.LAB	3/11/2020	12:54	0.02	1.98	0.10	0.81	0.00	0.75	150.01	0.99
INLET #4_001419.LAB	3/11/2020	12:55	0.03	1.95	0.10	0.81	0.00	0.82	149.99	0.99
INLET #4_001420.LAB	3/11/2020	12:56	0.02	1.98	0.10	0.82	0.00	0.81	149.99	0.99
INLET #4_001421.LAB	3/11/2020	12:57	0.01	1.98	0.10	0.81	0.00	0.85	149.99	0.99
INLET #4_001422.LAB	3/11/2020	12:58	0.04	1.97	0.10	0.82	0.00	0.78	150.02	0.99
INLET #4_001423.LAB	3/11/2020	12:59	0.03	2.00	0.10	0.82	0.00	0.81	149.99	0.99
INLET #4_001424.LAB	3/11/2020	13:00	0.01	1.99	0.10	0.82	0.00	0.86	150.01	0.99
INLET #4_001425.LAB	3/11/2020	13:01	0.03	2.00	0.10	0.82	0.00	0.77	150.02	0.99
INLET #4_001426.LAB	3/11/2020	13:02	0.02	1.98	0.10	0.82	0.00	0.78	149.96	0.99
INLET #4_001427.LAB	3/11/2020	13:03	0.02	1.98	0.10	0.82	0.00	0.75	150.03	0.99
INLET #4_001428.LAB	3/11/2020	13:04	0.01	1.96	0.10	0.82	0.00	0.73	150.03	0.99
INLET #4_001429.LAB	3/11/2020	13:05	0.02	1.97	0.10	0.82	0.00	0.68	150.01	0.99
INLET #4_001430.LAB	3/11/2020	13:06	0.01	1.96	0.10	0.82	0.00	0.76	149.99	0.99
INLET #4_001431.LAB	3/11/2020	13:07	0.02	2.00	0.10	0.82	0.00	0.69	150.00	0.99
INLET #4_001432.LAB	3/11/2020	13:08	0.02	1.97	0.10	0.82	0.00	0.69	149.99	0.99
INLET #4_001433.LAB	3/11/2020	13:09	0.00	1.98	0.10	0.82	0.00	0.66	149.99	0.99
INLET #4_001434.LAB	3/11/2020	13:10	0.00	1.98	0.10	0.82	0.00	0.66	149.98	0.99
INLET #4_001435.LAB	3/11/2020	13:11	0.01	1.96	0.10	0.82	0.00	0.69	149.98	0.99
INLET #4_001436.LAB	3/11/2020	13:12	0.01	1.97	0.10	0.82	0.00	0.68	149.98	0.99
INLET #4_001437.LAB	3/11/2020	13:13	0.01	1.99	0.10	0.83	0.00	0.65	149.98	0.99
INLET #4_001438.LAB	3/11/2020	13:14	0.02	1.97	0.10	0.82	0.00	0.62	149.98	0.99
INLET #4_001439.LAB	3/11/2020	13:15	0.01	1.99	0.10	0.82	0.00	0.61	149.98	0.99
INLET #4_001440.LAB	3/11/2020	13:16	0.03	1.97	0.10	0.82	0.00	0.64	150.04	0.99
INLET #4_001441.LAB	3/11/2020	13:17	0.04	1.97	0.10	0.82	0.00	0.65	150.00	0.99
INLET #4_001442.LAB	3/11/2020	13:18	0.04	1.96	0.10	0.82	0.00	0.67	149.99	0.99
INLET #4_001443.LAB	3/11/2020	13:19	0.03	1.98	0.10	0.82	0.00	0.63	150.00	0.99
INLET #4_001444.LAB	3/11/2020	13:20	0.04	1.99	0.10	0.82	0.00	0.54	150.00	0.99
INLET #4_001445.LAB	3/11/2020	13:21	0.03	1.98	0.10	0.82	0.00	0.67	149.97	0.99
INLET #4_001446.LAB	3/11/2020	13:22	0.02	1.99	0.10	0.82	0.00	0.61	150.04	0.99
INLET #4_001447.LAB	3/11/2020	13:23	0.06	1.98	0.10	0.82	0.00	0.59	149.98	0.99
INLET #4_001448.LAB	3/11/2020	13:24	0.03	1.97	0.10	0.82	0.00	0.64	150.04	0.99
INLET #4_001449.LAB	3/11/2020	13:25	0.03	1.97	0.10	0.82	0.00	0.63	150.01	0.99
INLET #4_001450.LAB	3/11/2020	13:26	0.04	1.98	0.10	0.82	0.00	0.67	150.01	0.99
INLET #4_001451.LAB	3/11/2020	13:27	0.05	1.97	0.10	0.82	0.00	0.64	149.95	0.99
INLET #4_001452.LAB	3/11/2020	13:28	0.04	1.98	0.10	0.82	0.00	0.57	149.98	0.99
INLET #4_001453.LAB	3/11/2020	13:29	0.03	1.98	0.10	0.82	0.00	0.59	150.02	0.99
INLET #4_001454.LAB	3/11/2020	13:30	0.05	1.99	0.10	0.82	0.00	0.56	150.02	0.99
INLET #4_001455.LAB	3/11/2020	13:31	0.06	1.99	0.10	0.82	0.00	0.61	150.07	0.99
INLET #4_001456.LAB	3/11/2020	13:32	0.05	1.97	0.10	0.82	0.00	0.61	149.97	0.99
INLET #4_001457.LAB	3/11/2020	13:33	0.04	1.99	0.10	0.82	0.00	0.50	150.00	0.99
INLET #4_001458.LAB	3/11/2020	13:34	0.04	1.99	0.10	0.82	0.00	0.48	149.98	0.99
INLET #4_001459.LAB	3/11/2020	13:35	0.05	1.98	0.10	0.82	0.00	0.51	149.96	0.99
INLET #4_001460.LAB	3/11/2020	13:36	0.05	1.98	0.10	0.81	0.00	0.51	149.96	0.99
INLET #4_001461.LAB	3/11/2020	13:37	0.04	1.97	0.10	0.82	0.00	0.51	150.03	0.99
INLET #4_001462.LAB	3/11/2020	13:38	0.06	1.99	0.10	0.81	0.00	0.49	149.97	0.99
INLET #4_001463.LAB	3/11/2020	13:39	0.04	1.96	0.10	0.81	0.00	0.54	149.99	0.99
INLET #4_001464.LAB	3/11/2020	13:40	0.04	1.98	0.10	0.81	0.00	0.42	149.97	0.99
INLET #4_001465.LAB	3/11/2020	13:41	0.02	1.96	0.10	0.81	0.00	0.51	149.98	0.99
INLET #4_001466.LAB	3/11/2020	13:42	0.05	1.98	0.10	0.80	0.00	0.49	150.02	0.99
INLET #4_001467.LAB	3/11/2020	13:43	0.01	1.98	0.10	0.80	0.00	0.50	150.02	0.99
INLET #4_001468.LAB	3/11/2020	13:44	0.05	1.96	0.10	0.80	0.00	0.48	150.05	0.99
INLET #4_001469.LAB	3/11/2020	13:45	0.04	1.99	0.10	0.80	0.00	0.42	149.96	0.99
INLET #4_001470.LAB	3/11/2020	13:46	0.04	1.98	0.10	0.80	0.00	0.38	150.01	0.99
INLET #4_001471.LAB	3/11/2020	13:47	0.03	1.98	0.10	0.80	0.00	0.44	150.04	0.99
INLET #4_001472.LAB	3/11/2020	13:48	0.03	1.98	0.10	0.80	0.00	0.45	149.98	0.99
INLET #4_001473.LAB	3/11/2020	13:49	0.05	1.98	0.10	0.80	0.00	0.39	149.98	0.99
INLET #4_001474.LAB	3/11/2020	13:50	0.03	1.99	0.10	0.81	0.00	0.41	150.06	0.99
INLET #4_001475.LAB	3/11/2020	13:51	0.02	1.99	0.10	0.81	0.00	0.35	150.04	0.99

Spectrum	Date	Time	Ethylene o	METHANE	CO2% 150	H2O% 150	SULFUR H	Ethylene 1	Temp (C)	Pressure (Atm)
INLET #4_001476.LAB	3/11/2020	13:52	0.03	2.00	0.10	0.81	0.00	0.40	149.99	0.99
INLET #4_001477.LAB	3/11/2020	13:53	0.02	1.99	0.10	0.81	0.00	0.44	150.07	0.99
INLET #4_001478.LAB	3/11/2020	13:54	0.01	1.97	0.10	0.81	0.00	0.32	149.98	0.99
INLET #4_001479.LAB	3/11/2020	13:55	0.04	1.98	0.10	0.81	0.00	0.29	149.92	0.99
INLET #4_001480.LAB	3/11/2020	13:56	0.06	1.98	0.10	0.80	0.00	0.39	149.97	0.99
INLET #4_001481.LAB	3/11/2020	13:57	0.06	1.96	0.10	0.80	0.00	0.32	149.99	0.99
INLET #4_001482.LAB	3/11/2020	13:58	0.05	1.97	0.10	0.80	0.00	0.28	150.02	0.99
INLET #4_001483.LAB	3/11/2020	13:59	0.04	1.98	0.10	0.80	0.00	0.34	149.96	0.99
INLET #4_001484.LAB	3/11/2020	14:00	0.03	1.97	0.10	0.80	0.00	0.35	149.96	0.99
INLET #4_001485.LAB	3/11/2020	14:01	0.02	1.95	0.10	0.80	0.00	0.40	150.00	0.99
INLET #4_001486.LAB	3/11/2020	14:02	0.03	1.97	0.10	0.80	0.00	0.34	150.05	0.99
INLET #4_001487.LAB	3/11/2020	14:03	0.05	1.98	0.10	0.80	0.00	0.29	149.99	0.99
INLET #4_001488.LAB	3/11/2020	14:04	0.06	1.95	0.10	0.80	0.00	0.32	149.97	0.99
INLET #4_001489.LAB	3/11/2020	14:05	0.04	1.95	0.10	0.81	0.00	0.33	149.99	0.99
INLET #4_001490.LAB	3/11/2020	14:06	0.03	1.96	0.10	0.81	0.00	0.35	150.06	0.99
INLET #4_001491.LAB	3/11/2020	14:07	0.01	1.96	0.10	0.80	0.00	0.31	150.00	0.99
INLET #4_001492.LAB	3/11/2020	14:08	0.00	1.95	0.10	0.81	0.00	0.27	149.99	0.99
INLET #4_001493.LAB	3/11/2020	14:09	0.02	1.95	0.10	0.81	0.00	0.28	150.02	0.99
INLET #4_001494.LAB	3/11/2020	14:10	0.04	1.96	0.10	0.81	0.00	0.22	150.06	0.99
INLET #4_001495.LAB	3/11/2020	14:11	0.03	1.99	0.10	0.81	0.00	0.15	150.00	0.99
INLET #4_001496.LAB	3/11/2020	14:12	0.03	1.97	0.10	0.81	0.00	0.20	149.96	0.99
INLET #4_001497.LAB	3/11/2020	14:13	0.02	1.96	0.10	0.81	0.00	0.25	150.02	0.99
INLET #4_001498.LAB	3/11/2020	14:14	0.02	1.97	0.10	0.81	0.00	0.15	150.02	0.99
INLET #4_001499.LAB	3/11/2020	14:15	0.00	1.98	0.10	0.81	0.00	0.20	150.02	0.99
INLET #4_001500.LAB	3/11/2020	14:16	0.02	2.00	0.10	0.81	0.00	0.10	150.02	0.99
INLET #4_001501.LAB	3/11/2020	14:17	0.05	1.97	0.10	0.81	0.00	0.16	150.02	0.99
INLET #4_001502.LAB	3/11/2020	14:18	0.02	1.96	0.10	0.81	0.00	0.14	150.02	0.99
INLET #4_001503.LAB	3/11/2020	14:19	0.01	1.99	0.10	0.81	0.00	0.15	149.97	0.99
INLET #4_001504.LAB	3/11/2020	14:20	0.03	1.98	0.10	0.81	0.00	0.10	149.94	0.99
INLET #4_001505.LAB	3/11/2020	14:21	0.04	2.00	0.10	0.81	0.00	0.18	149.94	0.99
INLET #4_001506.LAB	3/11/2020	14:22	0.01	1.96	0.10	0.80	0.00	0.07	149.94	0.99
INLET #4_001507.LAB	3/11/2020	14:23	0.05	1.98	0.10	0.80	0.00	0.05	149.94	0.99
INLET #4_001508.LAB	3/11/2020	14:24	0.03	1.99	0.10	0.80	0.00	0.08	149.94	0.99
INLET #4_001509.LAB	3/11/2020	14:25	0.05	1.96	0.10	0.80	0.00	0.08	150.00	0.99
INLET #4_001510.LAB	3/11/2020	14:26	0.06	1.96	0.10	0.80	0.00	0.11	150.01	0.99
INLET #4_001511.LAB	3/11/2020	14:27	0.05	1.98	0.10	0.80	0.00	0.03	150.01	0.99
INLET #4_001512.LAB	3/11/2020	14:28	0.03	1.96	0.10	0.80	0.00	0.07	150.01	0.99
INLET #4_001513.LAB	3/11/2020	14:29	0.06	1.97	0.10	0.80	0.00	-0.03	150.01	0.99
INLET #4_001514.LAB	3/11/2020	14:30	0.04	1.98	0.10	0.80	0.00	0.01	150.06	0.99
INLET #4_001515.LAB	3/11/2020	14:31	0.08	1.97	0.10	0.80	0.00	-0.02	150.09	0.99
INLET #4_001516.LAB	3/11/2020	14:32	0.06	1.97	0.10	0.80	0.00	-0.05	150.15	0.99
INLET #4_001517.LAB	3/11/2020	14:33	0.07	1.97	0.10	0.80	0.00	-0.02	150.03	0.99
INLET #4_001518.LAB	3/11/2020	14:34	0.08	1.96	0.10	0.80	0.00	-0.03	149.96	0.99
INLET #4_001519.LAB	3/11/2020	14:35	0.07	1.97	0.10	0.80	0.00	0.00	149.99	0.99
INLET #4_001520.LAB	3/11/2020	14:36	0.10	1.98	0.10	0.80	0.00	-0.02	149.97	0.99
INLET #4_001521.LAB	3/11/2020	14:37	0.09	1.99	0.10	0.80	0.00	-0.08	149.97	0.99
INLET #4_001522.LAB	3/11/2020	14:38	0.09	1.98	0.10	0.80	0.00	-0.09	149.99	0.99
INLET #4_001523.LAB	3/11/2020	14:39	0.09	1.98	0.10	0.80	0.00	-0.07	149.98	0.99
INLET #4_001524.LAB	3/11/2020	14:40	0.12	1.98	0.10	0.80	0.00	-0.10	149.96	0.99
INLET #4_001525.LAB	3/11/2020	14:41	0.11	1.99	0.10	0.80	0.00	-0.08	149.91	0.99
INLET #4_001526.LAB	3/11/2020	14:42	0.07	2.00	0.10	0.80	0.00	-0.11	149.98	0.99
INLET #4_001527.LAB	3/11/2020	14:43	0.08	1.99	0.10	0.80	0.00	-0.09	150.00	0.99
INLET #4_001528.LAB	3/11/2020	14:44	0.09	1.98	0.10	0.80	0.00	-0.11	150.00	0.99
INLET #4_001529.LAB	3/11/2020	14:45	0.09	1.99	0.10	0.80	0.00	-0.12	150.00	0.99
INLET #4_001530.LAB	3/11/2020	14:46	0.09	1.98	0.10	0.80	0.00	-0.12	150.05	0.99
INLET #4_001531.LAB	3/11/2020	14:47	0.09	1.98	0.10	0.80	0.00	-0.11	150.08	0.99
INLET #4_001532.LAB	3/11/2020	14:48	0.08	2.00	0.10	0.80	0.00	-0.13	149.97	0.99
INLET #4_001533.LAB	3/11/2020	14:49	0.09	1.99	0.10	0.80	0.00	-0.15	149.99	0.99
INLET #4_001534.LAB	3/11/2020	14:50	0.08	1.96	0.10	0.80	0.00	-0.11	149.98	0.99
INLET #4_001535.LAB	3/11/2020	14:51	0.09	2.00	0.10	0.80	0.00	-0.19	150.02	0.99
INLET #4_001536.LAB	3/11/2020	14:52	0.09	1.98	0.10	0.80	0.00	-0.16	149.99	0.99
INLET #4_001537.LAB	3/11/2020	14:53	0.09	1.98	0.10	0.81	0.00	-0.22	149.97	0.99
INLET #4_001538.LAB	3/11/2020	14:54	0.06	2.00	0.10	0.80	0.00	-0.20	150.06	0.99
INLET #4_001539.LAB	3/11/2020	14:55	0.07	2.00	0.10	0.80	0.00	-0.23	150.02	0.99
INLET #4_001540.LAB	3/11/2020	14:56	0.06	1.99	0.10	0.80	0.00	-0.26	150.00	0.99
INLET #4_001541.LAB	3/11/2020	14:57	0.05	2.00	0.10	0.80	0.00	-0.21	150.00	0.99
INLET #4_001542.LAB	3/11/2020	14:58	0.06	1.99	0.10	0.80	0.00	-0.16	150.00	0.99
INLET #4_001543.LAB	3/11/2020	14:59	0.07	1.99	0.10	0.80	0.00	-0.22	150.00	0.99
INLET #4_001544.LAB	3/11/2020	15:00	0.05	1.99	0.10	0.80	0.00	-0.24	149.99	0.99
INLET #4_001545.LAB	3/11/2020	15:01	0.06	1.98	0.10	0.80	0.00	-0.22	149.94	0.99
INLET #4_001546.LAB	3/11/2020	15:02	0.05	2.00	0.10	0.80	0.00	-0.19	150.03	0.99
INLET #4_001547.LAB	3/11/2020	15:03	0.07	1.98	0.10	0.80	0.00	-0.33	149.97	0.99
INLET #4_001548.LAB	3/11/2020	15:04	0.08	1.97	0.10	0.80	0.00	-0.27	149.95	0.99
INLET #4_001549.LAB	3/11/2020	15:05	0.08	1.97	0.10	0.80	0.00	-0.27	150.05	0.99
INLET #4_001550.LAB	3/11/2020	15:06	0.07	1.98	0.10	0.81	0.00	-0.30	149.97	0.99
INLET #4_001551.LAB	3/11/2020	15:07	0.06	2.00	0.10	0.81	0.00	-0.27	149.99	0.99
INLET #4_001552.LAB	3/11/2020	15:08	0.09	2.00	0.10	0.81	0.00	-0.29	150.08	0.99

Spectrum	Date	Time	Ethylene o	METHANE	CO2% 150	H2O% 150	SULFUR H	Ethylene 1	Temp (C)	Pressure (Atm)
INLET #4_001553.LAB	3/11/2020	15:09	0.06	1.99	0.10	0.81	0.00	-0.32	149.99	0.99
INLET #4_001554.LAB	3/11/2020	15:10	0.10	1.99	0.10	0.81	0.00	-0.33	149.98	0.99
INLET #4_001555.LAB	3/11/2020	15:11	0.10	1.99	0.10	0.81	0.00	-0.29	149.98	0.99
INLET #4_001556.LAB	3/11/2020	15:12	0.11	2.01	0.10	0.81	0.00	-0.35	149.98	0.99
INLET #4_001557.LAB	3/11/2020	15:13	0.08	2.01	0.10	0.81	0.00	-0.32	149.98	0.99
INLET #4_001558.LAB	3/11/2020	15:14	0.09	2.00	0.10	0.82	0.00	-0.36	149.98	0.99
INLET #4_001559.LAB	3/11/2020	15:15	0.09	2.01	0.10	0.81	0.00	-0.35	149.98	0.99
INLET #4_001560.LAB	3/11/2020	15:16	0.10	2.01	0.10	0.82	0.00	-0.34	149.98	0.99
INLET #4_001561.LAB	3/11/2020	15:17	0.10	1.99	0.10	0.81	0.00	-0.34	149.98	0.99
INLET #4_001562.LAB	3/11/2020	15:18	0.09	1.99	0.10	0.82	0.00	-0.39	150.02	0.99
INLET #4_001563.LAB	3/11/2020	15:19	0.06	1.98	0.10	0.82	0.00	-0.31	150.06	0.99
INLET #4_001564.LAB	3/11/2020	15:20	0.09	1.99	0.10	0.82	0.00	-0.35	150.06	0.99
INLET #4_001565.LAB	3/11/2020	15:21	0.08	1.99	0.10	0.81	0.00	-0.28	150.06	0.99
INLET #4_001566.LAB	3/11/2020	15:22	0.08	1.98	0.10	0.81	0.00	-0.38	150.11	0.99
INLET #4_001567.LAB	3/11/2020	15:23	0.07	2.00	0.10	0.81	0.00	-0.38	150.01	0.99
INLET #4_001568.LAB	3/11/2020	15:24	0.06	2.00	0.10	0.81	0.00	-0.35	149.99	0.99
INLET #4_001569.LAB	3/11/2020	15:25	0.03	1.99	0.10	0.81	0.00	-0.42	149.92	0.99
INLET #4_001570.LAB	3/11/2020	15:26	0.04	1.99	0.10	0.81	0.00	-0.44	149.92	0.99
INLET #4_001571.LAB	3/11/2020	15:27	0.04	2.01	0.10	0.81	0.00	-0.43	149.92	0.99
INLET #4_001572.LAB	3/11/2020	15:28	0.05	2.01	0.10	0.81	0.00	-0.50	149.94	0.99
INLET #4_001573.LAB	3/11/2020	15:29	0.04	2.02	0.10	0.81	0.00	-0.46	149.99	0.99
INLET #4_001574.LAB	3/11/2020	15:30	0.04	1.99	0.10	0.82	0.00	-0.53	149.99	0.99
INLET #4_001575.LAB	3/11/2020	15:31	0.01	2.00	0.10	0.82	0.00	-0.49	149.99	0.99
INLET #4_001576.LAB	3/11/2020	15:32	0.00	2.02	0.10	0.81	0.00	-0.55	150.01	0.99
INLET #4_001577.LAB	3/11/2020	15:33	0.02	2.00	0.10	0.82	0.00	-0.50	150.04	0.99
INLET #4_001578.LAB	3/11/2020	15:34	0.01	2.01	0.10	0.82	0.00	-0.51	150.04	0.99
INLET #4_001579.LAB	3/11/2020	15:35	0.01	1.99	0.10	0.82	0.00	-0.52	150.04	0.99
INLET #4_001580.LAB	3/11/2020	15:36	0.00	1.99	0.10	0.81	0.00	-0.52	150.04	0.99
INLET #4_001581.LAB	3/11/2020	15:37	0.00	1.98	0.10	0.81	0.00	-0.52	150.04	0.99
INLET #4_001582.LAB	3/11/2020	15:38	0.00	1.99	0.10	0.81	0.00	-0.46	150.04	0.99
INLET #4_001583.LAB	3/11/2020	15:39	0.00	2.01	0.10	0.81	0.00	-0.59	150.00	0.99
INLET #4_001584.LAB	3/11/2020	15:40	0.00	2.00	0.10	0.81	0.00	-0.49	149.99	0.99
INLET #4_001585.LAB	3/11/2020	15:41	0.00	2.00	0.10	0.81	0.00	-0.46	149.99	0.99
INLET #4_001586.LAB	3/11/2020	15:42	0.02	2.02	0.10	0.81	0.00	-0.56	149.99	0.99
INLET #4_001587.LAB	3/11/2020	15:43	0.01	2.00	0.10	0.81	0.00	-0.60	149.99	0.99
INLET #4_001588.LAB	3/11/2020	15:44	0.00	2.00	0.10	0.81	0.00	-0.62	149.99	0.99
INLET #4_001589.LAB	3/11/2020	15:45	0.02	1.99	0.10	0.81	0.00	-0.65	149.99	0.99
INLET #4_001590.LAB	3/11/2020	15:46	0.01	2.01	0.10	0.81	0.00	-0.57	149.99	0.99
INLET #4_001591.LAB	3/11/2020	15:47	0.02	2.02	0.10	0.81	0.00	-0.50	149.99	0.99
INLET #4_001592.LAB	3/11/2020	15:48	0.01	2.01	0.10	0.81	0.00	-0.56	149.99	0.99
INLET #4_001593.LAB	3/11/2020	15:49	0.03	2.01	0.10	0.81	0.00	-0.56	149.99	0.99
INLET #4_001594.LAB	3/11/2020	15:50	0.03	2.03	0.10	0.81	0.00	-0.58	149.99	0.99
INLET #4_001595.LAB	3/11/2020	15:51	0.04	2.00	0.10	0.81	0.00	-0.64	149.97	0.99
INLET #4_001596.LAB	3/11/2020	15:52	0.03	2.01	0.10	0.81	0.00	-0.61	149.92	0.99
INLET #4_001597.LAB	3/11/2020	15:53	0.03	2.01	0.10	0.80	0.00	-0.58	149.92	0.98
INLET #4_001598.LAB	3/11/2020	15:54	0.04	2.00	0.10	0.80	0.00	-0.56	149.95	0.98
INLET #4_001599.LAB	3/11/2020	15:55	0.01	2.01	0.10	0.80	0.00	-0.66	149.96	0.98
INLET #4_001600.LAB	3/11/2020	15:56	0.02	2.00	0.10	0.80	0.00	-0.59	149.99	0.98
INLET #4_001601.LAB	3/11/2020	15:57	0.00	2.01	0.10	0.80	0.00	-0.66	150.00	0.98
INLET #4_001602.LAB	3/11/2020	15:58	0.03	2.00	0.10	0.80	0.00	-0.63	150.03	0.98
INLET #4_001603.LAB	3/11/2020	15:59	0.02	2.00	0.10	0.80	0.00	-0.56	150.02	0.98
INLET #4_001604.LAB	3/11/2020	16:00	0.03	2.02	0.10	0.80	0.00	-0.70	150.03	0.98
INLET #4_001605.LAB	3/11/2020	16:01	0.01	2.01	0.10	0.80	0.00	-0.66	150.00	0.98
INLET #4_001606.LAB	3/11/2020	16:02	0.00	2.02	0.10	0.80	0.00	-0.65	150.02	0.98
INLET #4_001607.LAB	3/11/2020	16:03	0.00	2.02	0.10	0.80	0.00	-0.59	150.03	0.98
INLET #4_001608.LAB	3/11/2020	16:04	0.00	2.03	0.10	0.80	0.00	-0.65	149.99	0.98
INLET #4_001609.LAB	3/11/2020	16:05	0.00	2.00	0.10	0.81	0.00	-0.59	149.99	0.98
INLET #4_001610.LAB	3/11/2020	16:06	0.01	2.02	0.10	0.80	0.00	-0.68	150.01	0.98
INLET #4_001611.LAB	3/11/2020	16:07	0.00	2.02	0.10	0.80	0.00	-0.65	149.97	0.98
INLET #4_001612.LAB	3/11/2020	16:08	0.00	2.03	0.10	0.80	0.00	-0.64	150.00	0.98
INLET #4_001613.LAB	3/11/2020	16:09	0.00	2.02	0.10	0.80	0.00	-0.57	149.99	0.98
INLET #4_001614.LAB	3/11/2020	16:10	0.00	2.01	0.10	0.81	0.00	-0.59	149.98	0.98
INLET #4_001615.LAB	3/11/2020	16:11	0.00	2.01	0.10	0.81	0.00	-0.59	149.99	0.98
INLET #4_001616.LAB	3/11/2020	16:12	0.00	2.00	0.10	0.81	0.00	-0.57	150.01	0.98
INLET #4_001617.LAB	3/11/2020	16:13	0.00	2.01	0.10	0.81	0.00	-0.59	149.96	0.98
INLET #4_001618.LAB	3/11/2020	16:14	0.00	2.01	0.10	0.81	0.00	-0.57	149.98	0.98
INLET #4_001619.LAB	3/11/2020	16:15	0.00	2.00	0.10	0.82	0.00	-0.56	149.98	0.98
INLET #4_001620.LAB	3/11/2020	16:16	0.00	2.01	0.10	0.82	0.00	-0.54	150.03	0.98
INLET #4_001621.LAB	3/11/2020	16:17	0.00	2.01	0.10	0.82	0.00	-0.58	149.99	0.98
INLET #4_001622.LAB	3/11/2020	16:18	0.00	2.02	0.10	0.82	0.00	-0.56	150.04	0.98
INLET #4_001623.LAB	3/11/2020	16:19	0.01	2.01	0.10	0.82	0.00	-0.60	149.97	0.98
INLET #4_001624.LAB	3/11/2020	16:20	0.00	2.00	0.10	0.82	0.00	-0.54	149.98	0.98
INLET #4_001625.LAB	3/11/2020	16:21	0.00	2.02	0.10	0.82	0.00	-0.61	150.01	0.98
INLET #4_001626.LAB	3/11/2020	16:22	0.00	2.01	0.10	0.81	0.00	-0.46	150.03	0.98
INLET #4_001627.LAB	3/11/2020	16:23	0.01	1.99	0.10	0.82	0.00	-0.49	150.01	0.98
INLET #4_001628.LAB	3/11/2020	16:24	0.00	2.01	0.10	0.82	0.00	-0.51	150.03	0.98
INLET #4_001629.LAB	3/11/2020	16:25	0.03	2.01	0.10	0.82	0.00	-0.45	150.02	0.98

Spectrum	Date	Time	Ethylene o	METHANE	CO2% 150(	H2O% 150(	SULFUR H	Ethylene 1!	Temp (C)	Pressure (Atm)
INLET #4_001630.LAB	3/11/2020	16:26	0.02	2.01	0.10	0.81	0.00	-0.37	149.98	0.98
INLET #4_001631.LAB	3/11/2020	16:27	0.02	2.00	0.10	0.81	0.00	-0.47	150.02	0.98
INLET #4_001632.LAB	3/11/2020	16:28	0.03	2.00	0.10	0.81	0.00	-0.51	149.96	0.98
INLET #4_001633.LAB	3/11/2020	16:29	0.03	2.00	0.10	0.82	0.00	-0.38	149.96	0.98
INLET #4_001634.LAB	3/11/2020	16:30	0.05	2.01	0.10	0.81	0.00	-0.45	149.95	0.98
INLET #4_001635.LAB	3/11/2020	16:31	0.04	2.01	0.10	0.81	0.00	-0.46	150.01	0.98
INLET #4_001636.LAB	3/11/2020	16:32	0.04	2.00	0.10	0.82	0.00	-0.47	150.00	0.98
INLET #4_001637.LAB	3/11/2020	16:33	0.05	2.02	0.10	0.81	0.00	-0.49	149.94	0.98
INLET #4_001638.LAB	3/11/2020	16:34	0.04	2.01	0.10	0.81	0.00	-0.44	150.01	0.98
INLET #4_001639.LAB	3/11/2020	16:35	0.03	2.02	0.10	0.81	0.00	-0.46	149.98	0.98
INLET #4_001640.LAB	3/11/2020	16:36	0.06	1.99	0.10	0.81	0.00	-0.45	149.98	0.98
INLET #4_001641.LAB	3/11/2020	16:37	0.06	1.98	0.10	0.81	0.00	-0.39	150.00	0.98
INLET #4_001642.LAB	3/11/2020	16:38	0.06	2.00	0.10	0.81	0.00	-0.44	150.05	0.98
INLET #4_001643.LAB	3/11/2020	16:39	0.07	1.97	0.10	0.81	0.00	-0.40	150.01	0.98
INLET #4_001644.LAB	3/11/2020	16:40	0.07	1.98	0.10	0.81	0.00	-0.41	149.97	0.98
INLET #4_001645.LAB	3/11/2020	16:41	0.07	1.97	0.10	0.81	0.00	-0.32	149.98	0.98
INLET #4_001646.LAB	3/11/2020	16:42	0.11	1.99	0.10	0.81	0.00	-0.40	150.01	0.98
INLET #4_001647.LAB	3/11/2020	16:43	0.10	1.99	0.10	0.80	0.00	-0.39	150.06	0.98
INLET #4_001648.LAB	3/11/2020	16:44	0.17	1.98	0.10	0.81	0.00	-0.34	150.06	0.98
INLET #4_001649.LAB	3/11/2020	16:45	0.11	1.98	0.10	0.80	0.00	-0.37	150.06	0.98
INLET #4_001650.LAB	3/11/2020	16:46	0.14	1.99	0.10	0.81	0.00	-0.34	150.00	0.98
INLET #4_001651.LAB	3/11/2020	16:47	0.17	2.00	0.10	0.80	0.00	-0.36	149.96	0.98
INLET #4_001652.LAB	3/11/2020	16:48	0.22	1.99	0.10	0.80	0.00	-0.35	149.96	0.98
INLET #4_001653.LAB	3/11/2020	16:49	0.23	1.99	0.10	0.80	0.00	-0.35	149.96	0.98
INLET #4_001654.LAB	3/11/2020	16:50	0.22	1.99	0.10	0.80	0.00	-0.38	149.96	0.98
INLET #4_001655.LAB	3/11/2020	16:51	0.15	2.00	0.10	0.80	0.00	-0.37	149.96	0.98
INLET #4_001656.LAB	3/11/2020	16:52	0.16	2.00	0.10	0.80	0.00	-0.35	150.01	0.98
INLET #4_001657.LAB	3/11/2020	16:53	0.16	2.02	0.10	0.80	0.00	-0.41	150.04	0.98
INLET #4_001658.LAB	3/11/2020	16:54	0.14	2.02	0.10	0.80	0.00	-0.34	150.04	0.98
INLET #4_001659.LAB	3/11/2020	16:55	0.16	2.01	0.10	0.80	0.00	-0.43	150.04	0.98
INLET #4_001660.LAB	3/11/2020	16:56	0.15	2.00	0.10	0.80	0.00	-0.39	149.97	0.98
INLET #4_001661.LAB	3/11/2020	16:57	0.14	1.99	0.10	0.80	0.00	-0.40	149.94	0.98
INLET #4_001662.LAB	3/11/2020	16:58	0.16	1.99	0.10	0.80	0.00	-0.36	149.94	0.98
INLET #4_001663.LAB	3/11/2020	16:59	0.13	1.98	0.10	0.80	0.00	-0.36	149.95	0.98
INLET #4_001664.LAB	3/11/2020	17:00	0.133	2.00	0.10	0.80	0.00	-0.42	149.97	0.98
INLET #4_001665.LAB	3/11/2020	17:01	0.12	2.00	0.10	0.80	0.00	-0.39	150.01	0.98
INLET #4_001666.LAB	3/11/2020	17:02	0.13	2.00	0.10	0.80	0.00	-0.35	150.01	0.98
INLET #4_001667.LAB	3/11/2020	17:03	0.11	2.02	0.10	0.80	0.00	-0.38	150.02	0.98
INLET #4_001668.LAB	3/11/2020	17:04	0.09	1.99	0.10	0.80	0.00	-0.32	150.08	0.98
INLET #4_001669.LAB	3/11/2020	17:05	0.14	2.00	0.10	0.80	0.00	-0.36	150.08	0.98
INLET #4_001670.LAB	3/11/2020	17:06	0.10	1.99	0.10	0.80	0.00	-0.35	150.04	0.98
INLET #4_001671.LAB	3/11/2020	17:07	0.11	1.99	0.10	0.80	0.00	-0.33	149.92	0.98
INLET #4_001672.LAB	3/11/2020	17:08	0.09	2.00	0.10	0.80	0.00	-0.29	149.92	0.98
INLET #4_001673.LAB	3/11/2020	17:09	0.10	2.00	0.10	0.79	0.00	-0.26	149.92	0.98
INLET #4_001674.LAB	3/11/2020	17:10	0.10	2.00	0.10	0.80	0.00	-0.30	149.99	0.98
INLET #4_001675.LAB	3/11/2020	17:11	0.10	1.98	0.10	0.80	0.00	-0.29	150.03	0.98
INLET #4_001676.LAB	3/11/2020	17:12	0.11	1.97	0.10	0.79	0.00	-0.26	150.07	0.98
INLET #4_001677.LAB	3/11/2020	17:13	0.12	1.98	0.10	0.79	0.00	-0.22	150.07	0.98
INLET #4_001678.LAB	3/11/2020	17:14	0.11	2.00	0.10	0.79	0.00	-0.25	150.03	0.98
INLET #4_001679.LAB	3/11/2020	17:15	0.10	1.97	0.10	0.79	0.00	-0.25	150.00	0.98
INLET #4_001680.LAB	3/11/2020	17:16	0.13	1.98	0.10	0.79	0.00	-0.23	149.99	0.98
INLET #4_001681.LAB	3/11/2020	17:17	0.11	1.98	0.10	0.79	0.00	-0.22	149.92	0.98
INLET #4_001682.LAB	3/11/2020	17:18	0.10	2.00	0.10	0.79	0.00	-0.25	149.83	0.98
INLET #4_001683.LAB	3/11/2020	17:19	0.12	1.98	0.10	0.79	0.00	-0.23	149.93	0.98
INLET #4_001684.LAB	3/11/2020	17:20	0.10	1.99	0.10	0.80	0.00	-0.61	150.00	0.98
INLET #4_001685.LAB	3/11/2020	17:21	0.01	1.98	0.10	0.80	0.00	-0.91	150.04	0.98
INLET #4_001686.LAB	3/11/2020	17:22	0.04	2.01	0.10	0.79	0.00	-0.70	150.05	0.98
INLET #4_001687.LAB	3/11/2020	17:23	0.08	1.99	0.10	0.80	0.00	-0.43	150.02	0.98
INLET #4_001688.LAB	3/11/2020	17:24	0.22	2.00	0.10	0.80	0.00	-0.37	149.95	0.98
INLET #4_001689.LAB	3/11/2020	17:25	0.16	1.97	0.10	0.80	0.00	-0.37	150.02	0.98
INLET #4_001690.LAB	3/11/2020	17:26	0.18	1.98	0.10	0.80	0.00	-0.14	150.03	0.98
INLET #4_001691.LAB	3/11/2020	17:27	0.16	1.98	0.10	0.80	0.00	-0.09	150.03	0.98
INLET #4_001692.LAB	3/11/2020	17:28	0.15	2.00	0.10	0.80	0.00	-0.06	150.03	0.98
INLET #4_001693.LAB	3/11/2020	17:29	0.14	2.00	0.10	0.80	0.00	-0.12	150.03	0.98
INLET #4_001694.LAB	3/11/2020	17:30	0.14	2.01	0.10	0.81	0.00	-0.08	150.03	0.98
INLET #4_001695.LAB	3/11/2020	17:31	0.14	2.00	0.10	0.80	0.00	-0.07	150.02	0.98
INLET #4_001696.LAB	3/11/2020	17:32	0.17	2.01	0.10	0.80	0.00	-0.06	149.96	0.98
INLET #4_001697.LAB	3/11/2020	17:33	0.15	2.03	0.10	0.80	0.00	-0.01	149.95	0.98
INLET #4_001698.LAB	3/11/2020	17:34	0.14	2.02	0.10	0.80	0.00	-0.09	149.95	0.98
INLET #4_001699.LAB	3/11/2020	17:35	0.13	2.00	0.10	0.80	0.00	-0.06	149.96	0.98
INLET #4_001700.LAB	3/11/2020	17:36	0.12	1.98	0.10	0.80	0.00	-0.07	149.95	0.98
INLET #4_001701.LAB	3/11/2020	17:37	0.15	2.01	0.10	0.80	0.00	-0.03	150.02	0.98
INLET #4_001702.LAB	3/11/2020	17:38	0.15	1.99	0.10	0.80	0.00	-0.03	150.03	0.98
INLET #4_001703.LAB	3/11/2020	17:39	0.15	1.99	0.10	0.80	0.00	0.02	150.03	0.98
INLET #4_001704.LAB	3/11/2020	17:40	0.13	2.01	0.10	0.80	0.00	0.07	150.03	0.98
INLET #4_001705.LAB	3/11/2020	17:41	0.12	2.00	0.10	0.80	0.00	0.07	150.03	0.98
INLET #4_001706.LAB	3/11/2020	17:42	0.12	2.01	0.10	0.80	0.00	0.05	150.03	0.98

Spectrum	Date	Time	Ethylene o	METHANE	CO2% 150	H2O% 150	SULFUR H	Ethylene 1	Temp (C)	Pressure (Atm)	
INLET #4_001707.LAB	3/11/2020	17:43	0.12	2.02	0.10	0.80	0.00	0.00	150.03	0.98	
INLET #4_001708.LAB	3/11/2020	17:44	0.13	2.03	0.10	0.80	0.00	0.04	150.03	0.98	
INLET #4_001709.LAB	3/11/2020	17:45	0.13	2.00	0.10	0.80	0.00	0.04	149.97	0.98	
INLET #4_001710.LAB	3/11/2020	17:46	0.10	2.01	0.10	0.80	0.00	0.03	149.88	0.98	
INLET #4_001711.LAB	3/11/2020	17:47	0.10	2.03	0.10	0.80	0.00	-0.02	149.89	0.98	
INLET #4_001712.LAB	3/11/2020	17:48	0.09	2.02	0.10	0.80	0.00	-0.04	150.01	0.98	
INLET #4_001713.LAB	3/11/2020	17:49	0.11	2.03	0.10	0.80	0.00	0.06	150.01	0.98	
INLET #4_001714.LAB	3/11/2020	17:50	0.10	2.01	0.10	0.80	0.00	-0.01	150.01	0.98	
INLET #4_001715.LAB	3/11/2020	17:51	0.09	2.02	0.10	0.80	0.00	-0.02	150.03	0.98	
INLET #4_001716.LAB	3/11/2020	17:52	0.07	1.98	0.10	0.80	0.00	0.06	150.00	0.98	
INLET #4_001717.LAB	3/11/2020	17:53	0.08	2.02	0.10	0.80	0.00	0.04	149.99	0.98	
INLET #4_001718.LAB	3/11/2020	17:54	0.08	1.98	0.10	0.80	0.00	0.08	149.99	0.98	
INLET #4_001719.LAB	3/11/2020	17:55	0.08	2.02	0.10	0.80	0.00	0.03	149.99	0.98	
INLET #4_001720.LAB	3/11/2020	17:56	0.10	1.99	0.10	0.79	0.00	0.07	149.99	0.98	
INLET #4_001721.LAB	3/11/2020	17:57	0.10	1.98	0.10	0.79	0.00	0.11	149.99	0.98	
INLET #4_001722.LAB	3/11/2020	17:58	0.07	2.02	0.10	0.80	0.00	0.10	149.99	0.98	
INLET #4_001723.LAB	3/11/2020	17:59	0.07	2.00	0.10	0.79	0.00	0.12	150.05	0.98	
INLET #4_001724.LAB	3/11/2020	18:00	0.09	1.99	0.10	0.79	0.00	0.08	150.08	0.98	
INLET #4_001725.LAB	3/11/2020	18:01	0.10	1.99	0.10	0.79	0.00	0.10	150.08	0.98	
INLET #4_001726.LAB	3/11/2020	18:02	0.08	1.98	0.10	0.79	0.00	0.06	150.00	0.98	
INLET #4_001727.LAB	3/11/2020	18:03	0.07	1.99	0.10	0.79	0.00	0.05	150.00	0.98	
INLET #4_001728.LAB	3/11/2020	18:04	0.07	1.98	0.10	0.79	0.00	0.14	150.00	0.98	
INLET #4_001729.LAB	3/11/2020	18:05	0.07	1.97	0.10	0.79	0.00	0.12	149.99	0.98	
INLET #4_001730.LAB	3/11/2020	18:06	0.07	1.97	0.10	0.79	0.00	0.18	149.92	0.98	
INLET #4_001731.LAB	3/11/2020	18:07	0.07	1.98	0.10	0.79	0.00	0.09	149.92	0.98	
INLET #4_001732.LAB	3/11/2020	18:08	0.07	2.00	0.10	0.79	0.00	0.18	149.92	0.98	
INLET #4_001733.LAB	3/11/2020	18:09	0.07	1.98	0.10	0.79	0.00	0.13	149.94	0.98	
INLET #4_001734.LAB	3/11/2020	18:10	0.08	1.99	0.10	0.79	0.00	0.07	149.99	0.98	
INLET #4_001735.LAB	3/11/2020	18:11	0.07	1.99	0.10	0.79	0.00	0.19	149.96	0.98	
INLET #4_001736.LAB	3/11/2020	18:12	0.11	1.98	0.10	0.79	0.00	0.11	149.98	0.98	
INLET #4_001737.LAB	3/11/2020	18:13	0.10	1.99	0.10	0.79	0.00	0.21	150.05	0.98	
INLET #4_001738.LAB	3/11/2020	18:14	0.17	1.99	0.10	0.79	0.00	0.11	150.06	0.98	
INLET #4_001739.LAB	3/11/2020	18:15	0.19	1.99	0.10	0.80	0.00	0.10	150.06	0.98	
INLET #4_001740.LAB	3/11/2020	18:16	0.19	2.00	0.10	0.79	0.00	0.16	150.06	0.98	
INLET #4_001741.LAB	3/11/2020	18:17	0.20	1.99	0.10	0.79	0.00	0.20	150.04	0.98	
INLET #4_001742.LAB	3/11/2020	18:18	0.15	1.99	0.10	0.80	0.00	0.17	149.99	0.98	
INLET #4_001743.LAB	3/11/2020	18:19	0.12	2.01	0.10	0.80	0.00	0.19	149.99	0.98	
INLET #4_001744.LAB	3/11/2020	18:20	0.11	2.00	0.10	0.80	0.00	0.13	149.99	0.98	
INLET #4_001745.LAB	3/11/2020	18:21	0.12	1.99	0.10	0.80	0.00	0.17	149.96	0.98	
INLET #4_001746.LAB	3/11/2020	18:22	0.07	1.98	0.10	0.80	0.00	0.12	149.94	0.98	
INLET #4_001747.LAB	3/11/2020	18:23	0.06	2.00	0.10	0.80	0.00	0.17	149.93	0.98	
INLET #4_001748.LAB	3/11/2020	18:24	0.09	1.99	0.10	0.80	0.00	0.18	149.93	0.98	
INLET #4_001749.LAB	3/11/2020	18:25	0.09	1.99	0.10	0.80	0.00	0.11	149.97	0.98	
INLET #4_001750.LAB	3/11/2020	18:26	0.10	1.98	0.10	0.80	0.00	0.17	149.98	0.98	
INLET #4_001751.LAB	3/11/2020	18:27	0.09	1.97	0.10	0.80	0.00	0.12	150.06	0.98	
INLET #4_001752.LAB	3/11/2020	18:28	0.28	2.01	0.10	0.80	0.00	0.10	150.06	0.98	
INLET #4_001753.LAB	3/11/2020	18:29	0.27	1.99	0.10	0.80	0.00	0.05	150.06	0.98	
INLET #4_001754.LAB	3/11/2020	18:30	0.32	2.01	0.10	0.81	0.00	0.04	150.06	0.98	
INLET #4_001755.LAB	3/11/2020	18:31	0.39	2.00	0.10	0.80	0.00	0.08	150.06	0.98	
INLET #4_001756.LAB	3/11/2020	18:32	0.34	1.97	0.10	0.81	0.00	0.11	150.00	0.98	
INLET #4_001757.LAB	3/11/2020	18:33	0.26	2.00	0.10	0.80	0.00	0.10	149.98	0.98	
INLET #4_001758.LAB	3/11/2020	18:34	0.17	2.01	0.10	0.81	0.00	0.10	149.97	0.98	
INLET #4_001759.LAB	3/11/2020	18:35	0.14	2.01	0.10	0.81	0.00	0.15	149.91	0.98	
INLET #4_001760.LAB	3/11/2020	18:36	0.00	0.26	0.01	0.11	0.00	-0.64	149.87	0.99	
INLET #4_001761.LAB	3/11/2020	18:37	-0.04	-0.02	0.00	0.00	0.00	-0.81	149.93	1.00	
INLET #4_001762.LAB	3/11/2020	18:38	-0.05	-0.02	0.00	0.00	0.00	-0.87	149.97	1.00	
INLET #4_001763.LAB	3/11/2020	18:39	-0.04	-0.02	0.00	0.00	0.00	-0.84	150.04	1.00	
INLET #4_001764.LAB	3/11/2020	18:40	-0.06	0.00	0.00	0.00	0.00	-0.87	150.05	1.00	-0.05
INLET #4_001765.LAB	3/11/2020	18:41	-0.05	-0.01	0.00	0.00	0.00	-0.86	150.05	1.00	
INLET #4_001766.LAB	3/11/2020	18:42	-0.05	0.00	0.00	0.00	0.00	-0.95	150.05	1.00	
INLET #4_001767.LAB	3/11/2020	18:43	-0.04	-0.03	0.00	0.00	0.00	-0.89	150.05	1.00	
INLET #4_001768.LAB	3/11/2020	18:44	-0.05	0.00	0.00	0.00	0.00	-0.87	150.03	1.00	
INLET #4_001769.LAB	3/11/2020	18:45	-0.08	-0.02	0.00	0.00	0.00	-0.88	149.95	1.00	
INLET #4_001770.LAB	3/11/2020	18:46	-0.05	-0.03	0.00	0.00	0.00	-0.88	149.95	1.00	
INLET #4_001771.LAB	3/11/2020	18:47	-0.05	-0.02	0.00	0.00	0.00	-0.94	149.95	1.00	
INLET #4_001772.LAB	3/11/2020	18:48	-0.05	-0.01	0.00	0.00	0.00	-0.91	149.95	0.99	
INLET #4_001773.LAB	3/11/2020	18:49	-0.05	-0.02	0.00	0.00	0.00	-0.89	149.95	0.99	
INLET #4_001774.LAB	3/11/2020	18:50	-0.05	-0.02	0.00	0.00	0.00	-0.90	150.00	0.99	
INLET #4_001775.LAB	3/11/2020	18:51	-0.05	-0.01	0.00	0.00	0.00	-0.89	150.03	0.99	
INLET #4_001776.LAB	3/11/2020	18:52	-0.06	-0.03	0.00	0.00	0.00	-0.90	150.03	0.99	
INLET #4_001777.LAB	3/11/2020	18:53	-0.05	-0.02	0.00	0.00	0.00	-0.81	150.03	0.99	
INLET #4_001778.LAB	3/11/2020	18:54	-0.06	-0.01	0.00	0.00	0.00	-0.88	150.03	0.99	
INLET #4_001779.LAB	3/11/2020	18:55	-0.05	0.00	0.00	0.00	0.00	-0.86	150.03	0.99	
INLET #4_001780.LAB	3/11/2020	18:56	-0.06	-0.03	0.00	0.00	0.00	-0.82	150.03	0.99	
INLET #4_001781.LAB	3/11/2020	18:57	-0.06	-0.03	0.00	0.00	0.00	-0.87	150.03	0.99	
INLET #4_001782.LAB	3/11/2020	18:58	-0.07	-0.01	0.00	0.00	0.00	-0.84	150.03	0.99	
INLET #4_001783.LAB	3/11/2020	18:59	3.09	-0.02	0.00	0.00	0.00	-0.49	150.02	1.00	

Spectrum Date Time Ethylene ox METHANE CO2% 150(H2O% 150(SULFUR HI Ethylene 15 Temp (C) Pressure (Atm)

Spectrum	Date	Time	Ethylene o	METHANE	CO2% 150	H2O% 150	SULFUR H	Ethylene 1	Temp (C)	Pressure (Atm)	
INLET #4_001784.LAB	3/11/2020	19:00	6.98	-0.01	0.00	0.00	5.13	102.74	149.95	0.99	
INLET #4_001785.LAB	3/11/2020	19:01	5.66	-0.02	0.00	-0.01	5.13	102.84	149.95	0.99	
INLET #4_001786.LAB	3/11/2020	19:01	4.78	0.01	0.00	-0.01	5.13	102.92	149.95	0.99	
INLET #4_001787.LAB	3/11/2020	19:01	4.12	-0.03	0.00	-0.01	5.14	103.14	149.95	0.99	
INLET #4_001788.LAB	3/11/2020	19:01	3.58	0.00	0.00	0.00	5.14	102.92	149.95	0.99	
INLET #4_001789.LAB	3/11/2020	19:02	3.26	-0.02	0.00	0.00	5.14	102.98	149.95	0.99	102.99
INLET #4_001790.LAB	3/11/2020	19:02	2.96	-0.01	0.00	0.00	5.14	102.92	149.95	0.99	
INLET #4_001791.LAB	3/11/2020	19:02	27.63	-0.04	0.00	-0.01	4.14	89.21	149.94	0.98	
INLET #4_001792.LAB	3/11/2020	19:02	51.82	0.01	0.00	0.00	0.63	4.87	149.86	0.99	
INLET #4_001793.LAB	3/11/2020	19:03	11.29	0.04	0.00	0.00	0.62	-3.50	149.86	0.99	
INLET #4_001794.LAB	3/11/2020	19:03	7.83	0.03	0.00	0.00	0.61	-2.95	149.86	0.99	
INLET #4_001795.LAB	3/11/2020	19:03	9.52	0.02	0.00	0.00	0.56	-1.34	149.87	0.99	
INLET #4_001796.LAB	3/11/2020	19:03	10.70	0.06	0.00	0.00	0.56	-1.17	149.94	0.99	
INLET #4_001797.LAB	3/11/2020	19:04	10.74	0.02	0.00	0.00	0.56	-1.01	149.94	0.99	
INLET #4_001798.LAB	3/11/2020	19:04	10.70	0.03	0.00	0.00	0.56	-0.96	149.97	0.99	
INLET #4_001799.LAB	3/11/2020	19:04	10.74	-0.01	0.00	0.00	0.56	-1.03	150.01	0.99	10.72
INLET #4_001800.LAB	3/11/2020	19:04	9.80	0.01	0.00	0.00	0.50	-0.99	150.01	0.99	
INLET #4_001801.LAB	3/11/2020	19:05	19.84	-0.05	0.00	0.00	0.10	0.31	150.01	0.99	
INLET #4_001802.LAB	3/11/2020	19:05	15.09	-0.01	0.00	0.00	0.10	-0.23	150.01	0.99	
INLET #4_001803.LAB	3/11/2020	19:05	5.17	-0.03	0.00	0.00	0.11	-0.59	150.01	0.99	
INLET #4_001804.LAB	3/11/2020	19:05	3.73	-0.03	0.00	0.00	0.11	-0.44	150.01	0.99	
INLET #4_001805.LAB	3/11/2020	19:06	3.20	-0.05	0.00	0.00	0.11	-0.42	150.01	0.99	
INLET #4_001806.LAB	3/11/2020	19:06	2.96	-0.03	0.00	0.00	0.11	-0.65	150.01	0.99	
INLET #4_001807.LAB	3/11/2020	19:06	2.81	0.02	0.00	0.00	0.11	-0.52	150.01	0.99	
INLET #4_001808.LAB	3/11/2020	19:06	2.70	-0.01	0.00	0.00	0.11	-0.59	150.01	0.99	
INLET #4_001809.LAB	3/11/2020	19:07	2.65	-0.04	0.00	-0.01	0.11	-0.46	150.01	0.99	
INLET #4_001810.LAB	3/11/2020	19:07	2.62	-0.05	0.00	0.00	0.11	-0.68	150.01	0.99	
INLET #4_001811.LAB	3/11/2020	19:07	2.58	-0.02	0.00	0.00	0.11	-0.60	150.01	0.99	
INLET #4_001812.LAB	3/11/2020	19:07	2.53	-0.03	0.00	0.00	0.11	-0.55	150.01	0.99	
INLET #4_001813.LAB	3/11/2020	19:08	2.54	-0.04	0.00	0.00	0.11	-0.54	150.01	0.99	
INLET #4_001814.LAB	3/11/2020	19:08	2.54	-0.04	0.00	0.00	0.11	-0.67	150.01	0.99	
INLET #4_001815.LAB	3/11/2020	19:08	2.10	0.00	0.00	0.00	0.11	-0.58	150.01	0.99	
INLET #4_001816.LAB	3/11/2020	19:08	2.11	0.00	0.00	0.00	0.11	-0.57	150.01	0.99	
INLET #4_001817.LAB	3/11/2020	19:09	2.08	-0.03	0.00	0.00	0.11	-0.70	150.01	0.99	
INLET #4_001818.LAB	3/11/2020	19:09	2.08	-0.06	0.00	0.00	0.12	-0.50	150.01	0.99	
INLET #4_001819.LAB	3/11/2020	19:09	2.07	-0.03	0.00	0.00	0.11	-0.69	150.01	0.99	
INLET #4_001820.LAB	3/11/2020	19:09	2.08	-0.08	0.00	0.00	0.11	-0.56	150.01	0.99	
INLET #4_001821.LAB	3/11/2020	19:10	2.09	-0.05	0.00	0.00	0.11	-0.54	150.01	0.99	
INLET #4_001822.LAB	3/11/2020	19:10	2.07	-0.04	0.00	0.00	0.11	-0.55	150.01	0.99	
INLET #4_001823.LAB	3/11/2020	19:10	2.03	0.00	0.00	0.00	0.11	-0.59	150.01	0.99	
INLET #4_001824.LAB	3/11/2020	19:10	2.05	-0.05	0.00	0.00	0.11	-0.64	150.01	0.99	
INLET #4_001825.LAB	3/11/2020	19:11	2.04	0.00	0.00	0.00	0.12	-0.60	150.01	0.99	
INLET #4_001826.LAB	3/11/2020	19:11	2.03	-0.06	0.00	0.00	0.11	-0.64	150.01	0.99	
INLET #4_001827.LAB	3/11/2020	19:11	2.05	-0.03	0.00	0.00	0.12	-0.67	150.01	0.99	
INLET #4_001828.LAB	3/11/2020	19:11	2.04	-0.06	0.00	0.00	0.11	-0.47	150.01	0.98	
INLET #4_001829.LAB	3/11/2020	19:12	2.48	-0.02	0.00	0.00	0.10	-0.43	150.01	0.99	
INLET #4_001830.LAB	3/11/2020	19:12	0.22	-0.02	0.00	0.00	0.00	-0.94	150.01	0.99	
INLET #4_001831.LAB	3/11/2020	19:12	0.18	0.00	0.00	0.00	0.00	-0.98	150.01	0.99	
INLET #4_001832.LAB	3/11/2020	19:12	0.13	-0.03	0.00	0.00	0.00	-0.86	150.01	0.99	
INLET #4_001833.LAB	3/11/2020	19:13	0.15	-0.01	0.00	0.00	0.00	-0.91	150.01	0.99	
INLET #4_001834.LAB	3/11/2020	19:13	0.14	-0.04	0.00	0.00	0.00	-0.82	150.01	0.99	
INLET #4_001835.LAB	3/11/2020	19:13	0.15	-0.03	0.00	0.00	0.00	-0.76	150.01	0.99	
INLET #4_001836.LAB	3/11/2020	19:13	0.12	-0.03	0.00	0.00	0.00	-0.85	150.01	0.99	
INLET #4_001837.LAB	3/11/2020	19:14	11.96	-0.01	0.00	0.00	3.16	66.85	150.01	0.99	
INLET #4_001838.LAB	3/11/2020	19:14	0.99	0.03	0.00	0.00	5.12	102.61	150.01	0.99	
INLET #4_001839.LAB	3/11/2020	19:14	0.57	-0.02	0.00	0.00	5.14	103.24	150.01	0.99	
INLET #4_001840.LAB	3/11/2020	19:14	0.46	-0.01	0.00	0.00	5.15	102.80	150.01	0.99	
INLET #4_001841.LAB	3/11/2020	19:15	0.40	-0.03	0.00	0.00	5.15	102.70	150.01	0.99	
INLET #4_001842.LAB	3/11/2020	19:15	0.39	-0.04	0.00	0.00	5.13	102.73	150.01	0.98	
INLET #4_001843.LAB	3/11/2020	19:15	4.49	-0.03	0.00	0.00	2.73	55.59	150.01	0.99	
INLET #4_001844.LAB	3/11/2020	19:15	8.92	0.01	0.00	-0.01	0.60	-0.21	150.01	0.99	
INLET #4_001845.LAB	3/11/2020	19:16	9.26	0.00	0.00	0.00	0.58	-0.76	150.01	0.99	
INLET #4_001846.LAB	3/11/2020	19:16	9.46	-0.03	0.00	0.00	0.57	-0.71	150.01	0.99	
INLET #4_001847.LAB	3/11/2020	19:16	9.66	0.07	0.00	0.00	0.57	-0.82	150.01	0.99	
INLET #4_001848.LAB	3/11/2020	19:16	9.80	0.00	0.00	0.00	0.57	-0.84	150.01	0.99	
INLET #4_001849.LAB	3/11/2020	19:17	9.93	0.02	0.00	-0.01	0.57	-1.00	150.01	0.99	
INLET #4_001850.LAB	3/11/2020	19:17	10.33	-0.01	0.00	-0.01	0.57	-0.82	150.01	0.99	
INLET #4_001851.LAB	3/11/2020	19:17	10.36	0.01	0.00	0.00	0.57	-0.87	150.01	0.99	
INLET #4_001852.LAB	3/11/2020	19:17	10.39	0.03	0.00	0.00	0.56	-0.69	150.01	0.99	
INLET #4_001853.LAB	3/11/2020	19:18	10.43	-0.02	0.00	0.00	0.56	-0.83	150.01	0.99	
INLET #4_001854.LAB	3/11/2020	19:18	10.46	-0.01	0.00	0.00	0.56	-0.85	150.01	0.99	
INLET #4_001855.LAB	3/11/2020	19:18	2.65	-0.04	0.00	0.00	0.14	-0.50	149.92	0.99	
INLET #4_001856.LAB	3/11/2020	19:18	2.14	-0.02	0.00	0.00	0.11	-0.67	149.92	0.99	
INLET #4_001857.LAB	3/11/2020	19:19	2.14	-0.04	0.00	0.00	0.11	-0.63	149.92	0.99	
INLET #4_001858.LAB	3/11/2020	19:19	2.14	0.00	0.00	0.00	0.11	-0.65	149.92	0.99	
INLET #4_001859.LAB	3/11/2020	19:19	2.15	-0.03	0.00	0.00	0.11	-0.63	149.92	0.99	
INLET #4_001860.LAB	3/11/2020	19:19	2.12	-0.05	0.00	0.00	0.11	-0.53	149.92	0.99	
INLET #4_001861.LAB	3/11/2020	19:20	2.16	-0.01	0.00	0.00	0.11	-0.61	149.92	0.99	
INLET #4_001862.LAB	3/11/2020	19:20	2.14	-0.06	0.00	0.00	0.11	-0.60	149.92	0.99	
INLET #4_001863.LAB	3/11/2020	19:20	2.52	-0.03	0.00	0.00	0.13	-0.30	149.92	0.98	
INLET #4_001864BKG.LAB	3/11/2020	19:21	0.00	0.00	0.00	0.00	0.00	0.00	149.92	0.99	
INLET #4_001865.LAB	3/11/2020	19:21	-0.01	-0.04	0.00	0.00	0.00	0.11	150.00	0.99	

Spectrum	Date	Time	Ethylene o	METHANE	CO2% 150	H2O% 150	SULFUR H	Ethylene 1	Temp (C)	Pressure (Atm)
INLET #4_001866.LAB	3/11/2020	19:21	0.00	0.00	0.00	0.00	0.00	0.10	150.00	0.98

Spectrum	Date	Time	Ethylene ox	METHANE	CO2% 150(	H2O% 150(	SULFUR HI	Ethylene 15	Temp (C)	Pressure (Atm)	
INLET #4_002007BKG.LAB	3/12/2020	6:30	0.000	0.00	0.00	0.00	0.00	0.00	149.87	0.99	
INLET #4_002008.LAB	3/12/2020	6:30	0.012	0.01	0.00	0.00	0.00	0.02	149.87	0.99	
INLET #4_002009.LAB	3/12/2020	6:31	0.017	-0.02	0.00	0.00	0.00	0.03	149.87	0.99	
INLET #4_002010.LAB	3/12/2020	6:31	0.038	0.01	0.00	0.00	0.00	0.04	149.87	0.99	
INLET #4_002011.LAB	3/12/2020	6:31	0.017	0.00	0.00	0.00	0.00	-0.02	149.87	0.99	
INLET #4_002012.LAB	3/12/2020	6:31	-0.010	0.04	0.00	0.00	0.00	-0.13	149.87	0.99	
INLET #4_002013.LAB	3/12/2020	6:32	0.023	0.01	0.00	0.00	0.00	-0.17	149.87	0.99	
INLET #4_002014.LAB	3/12/2020	6:32	0.003	0.00	0.00	0.00	0.00	-0.13	149.87	0.99	
INLET #4_002015.LAB	3/12/2020	6:32	0.048	0.00	0.00	0.00	0.00	-0.14	149.87	0.99	
INLET #4_002016.LAB	3/12/2020	6:32	0.011	-0.03	0.00	0.00	0.00	0.00	149.87	0.99	
INLET #4_002017.LAB	3/12/2020	6:33	-0.003	0.03	0.00	0.00	0.00	-0.09	149.93	0.99	
INLET #4_002018.LAB	3/12/2020	6:33	-0.003	-0.01	0.00	0.00	0.00	-0.02	149.99	0.99	
INLET #4_002019.LAB	3/12/2020	6:33	-0.009	-0.01	0.00	0.00	0.00	0.07	150.04	0.99	0.00
INLET #4_002020.LAB	3/12/2020	6:33	-0.016	0.01	0.00	0.00	0.00	-0.09	150.04	0.99	
INLET #4_002021.LAB	3/12/2020	6:34	0.021	0.01	0.00	0.00	0.00	-0.02	150.06	0.99	
INLET #4_002022.LAB	3/12/2020	6:34	0.012	0.02	0.00	0.00	0.00	0.01	150.12	0.99	
INLET #4_002023.LAB	3/12/2020	6:34	0.018	-0.01	0.00	0.00	0.00	0.00	150.12	0.99	
INLET #4_002024.LAB	3/12/2020	6:34	0.011	-0.01	0.00	0.00	0.00	-0.08	150.12	0.99	
INLET #4_002025.LAB	3/12/2020	6:35	0.020	0.02	0.00	0.00	0.00	-0.24	150.12	0.99	
INLET #4_002026.LAB	3/12/2020	6:35	-0.006	0.01	0.00	0.00	0.00	-0.12	150.12	0.99	
INLET #4_002027.LAB	3/12/2020	6:35	-0.007	0.00	0.00	0.00	0.00	-0.11	150.12	0.99	
INLET #4_002028.LAB	3/12/2020	6:35	0.014	0.03	0.00	0.00	0.00	-0.05	150.12	0.99	
INLET #4_002029.LAB	3/12/2020	6:36	0.007	-0.02	0.00	0.00	0.00	-0.11	150.12	0.99	
INLET #4_002030.LAB	3/12/2020	6:36	0.016	0.01	0.00	0.00	0.00	-0.07	150.12	0.99	
INLET #4_002031.LAB	3/12/2020	6:36	0.017	0.03	0.00	0.00	0.00	-0.10	150.12	0.99	
INLET #4_002032.LAB	3/12/2020	6:36	0.006	0.00	0.00	0.00	0.00	-0.16	150.12	0.99	
INLET #4_002033.LAB	3/12/2020	6:37	0.014	0.01	0.00	0.00	0.00	-0.12	150.05	0.99	
INLET #4_002034.LAB	3/12/2020	6:37	0.012	-0.02	0.00	0.00	0.00	-0.04	150.05	0.99	
INLET #4_002035.LAB	3/12/2020	6:37	0.022	0.01	0.00	0.00	0.00	-0.20	150.03	0.99	
INLET #4_002036.LAB	3/12/2020	6:37	0.006	0.01	0.00	0.00	0.00	-0.12	149.96	0.99	
INLET #4_002037.LAB	3/12/2020	6:38	0.042	0.02	0.00	0.00	0.00	-0.20	149.96	0.99	
INLET #4_002038.LAB	3/12/2020	6:38	0.000	-0.01	0.00	0.00	0.00	-0.11	149.96	0.99	
INLET #4_002039.LAB	3/12/2020	6:38	0.003	0.03	0.00	0.00	0.00	-0.19	149.96	0.99	
INLET #4_002040.LAB	3/12/2020	6:38	0.020	0.00	0.00	0.00	0.00	-0.16	149.96	0.99	
INLET #4_002041.LAB	3/12/2020	6:39	-0.001	0.02	0.00	0.00	0.00	-0.16	149.96	0.99	
INLET #4_002042.LAB	3/12/2020	6:39	0.009	0.03	0.00	0.00	0.00	-0.20	149.96	0.99	
INLET #4_002043.LAB	3/12/2020	6:39	0.007	0.02	0.00	0.00	0.00	-0.15	149.96	0.99	
INLET #4_002044.LAB	3/12/2020	6:39	-0.022	0.00	0.00	0.00	0.00	-0.16	149.96	0.99	
INLET #4_002045.LAB	3/12/2020	6:40	-0.001	-0.01	0.00	0.00	0.00	-0.16	149.96	0.99	
INLET #4_002046.LAB	3/12/2020	6:40	0.001	-0.01	0.00	0.00	0.00	-0.12	149.96	0.99	
INLET #4_002047.LAB	3/12/2020	6:40	-0.008	0.00	0.00	0.00	0.00	-0.11	149.96	0.99	
INLET #4_002048.LAB	3/12/2020	6:40	0.023	-0.03	0.00	0.00	0.00	-0.19	149.95	0.99	
INLET #4_002049.LAB	3/12/2020	6:41	-0.031	-0.02	0.00	0.00	0.00	0.01	149.94	0.99	
INLET #4_002050.LAB	3/12/2020	6:41	-0.020	-0.02	0.00	0.00	0.00	-0.04	149.94	0.99	
INLET #4_002051.LAB	3/12/2020	6:41	0.013	-0.01	0.00	0.00	0.00	-0.20	149.94	0.99	
INLET #4_002052.LAB	3/12/2020	6:41	-0.003	-0.01	0.00	0.00	0.00	-0.24	149.94	0.99	
INLET #4_002053.LAB	3/12/2020	6:42	-0.007	-0.04	0.00	0.00	0.00	-0.09	149.94	0.99	
INLET #4_002054.LAB	3/12/2020	6:42	0.000	-0.02	0.00	0.00	0.00	-0.20	149.94	0.99	
INLET #4_002055.LAB	3/12/2020	6:42	0.020	-0.01	0.00	0.00	0.00	-0.24	149.94	0.99	
INLET #4_002056.LAB	3/12/2020	6:42	0.003	-0.01	0.00	0.00	0.00	-0.30	149.94	0.99	
INLET #4_002057.LAB	3/12/2020	6:43	0.004	-0.02	0.00	0.00	0.00	-0.23	149.94	0.99	
INLET #4_002058.LAB	3/12/2020	6:43	0.008	0.00	0.00	0.00	0.00	-0.22	149.97	0.99	
INLET #4_002059.LAB	3/12/2020	6:43	0.012	-0.02	0.00	0.00	0.00	-0.23	150.04	0.99	
INLET #4_002060.LAB	3/12/2020	6:43	0.004	0.02	0.00	0.00	0.00	-0.28	150.04	0.99	
INLET #4_002061.LAB	3/12/2020	6:44	0.023	-0.05	0.00	0.00	0.00	-0.17	150.04	0.99	
INLET #4_002062.LAB	3/12/2020	6:44	0.002	-0.01	0.00	-0.01	0.00	-0.18	150.04	0.99	
INLET #4_002063.LAB	3/12/2020	6:44	-0.003	0.00	0.00	0.00	0.00	-0.32	150.04	0.99	
INLET #4_002064.LAB	3/12/2020	6:44	0.011	0.00	0.00	0.00	0.00	-0.25	150.04	0.99	
INLET #4_002065.LAB	3/12/2020	6:45	0.015	-0.01	0.00	0.00	0.00	-0.39	150.04	0.99	
INLET #4_002066.LAB	3/12/2020	6:45	0.012	-0.03	0.00	0.00	0.00	-0.14	150.04	0.99	
INLET #4_002067.LAB	3/12/2020	6:45	0.022	-0.04	0.00	0.00	0.00	-0.15	150.04	0.99	
INLET #4_002068.LAB	3/12/2020	6:45	0.019	-0.02	0.00	0.00	0.00	-0.09	150.04	0.99	
INLET #4_002069.LAB	3/12/2020	6:46	0.011	-0.05	0.00	0.00	0.00	-0.22	150.04	0.99	
INLET #4_002070.LAB	3/12/2020	6:46	-0.015	0.02	0.00	0.00	0.00	-0.23	150.04	0.99	
INLET #4_002071.LAB	3/12/2020	6:46	-0.019	0.01	0.00	0.00	0.00	-0.16	150.01	0.99	
INLET #4_002072.LAB	3/12/2020	6:46	0.028	-0.03	0.00	0.00	0.00	-0.15	149.98	0.99	
INLET #4_002073.LAB	3/12/2020	6:47	0.005	-0.04	0.00	0.00	0.00	-0.16	149.98	0.99	
INLET #4_002074.LAB	3/12/2020	6:47	-0.004	-0.01	0.00	0.00	0.00	-0.12	149.98	0.99	
INLET #4_002075.LAB	3/12/2020	6:47	-0.013	0.02	0.00	0.00	0.00	-0.27	149.98	0.99	
INLET #4_002076.LAB	3/12/2020	6:47	-0.012	0.02	0.00	0.00	0.00	-0.25	150.00	0.99	
INLET #4_002077.LAB	3/12/2020	6:48	-0.013	-0.04	0.00	0.00	0.00	-0.23	150.08	0.99	
INLET #4_002078.LAB	3/12/2020	6:48	-0.044	0.00	0.00	0.00	0.00	-0.28	150.08	0.99	
INLET #4_002079.LAB	3/12/2020	6:48	0.005	-0.01	0.00	0.00	0.00	-0.29	150.03	0.99	
INLET #4_002080.LAB	3/12/2020	6:48	-0.021	0.01	0.00	0.00	0.00	-0.15	149.99	0.99	
INLET #4_002081.LAB	3/12/2020	6:49	0.008	-0.01	0.00	0.00	0.00	-0.35	149.99	0.99	
INLET #4_002082.LAB	3/12/2020	6:49	0.006	0.00	0.00	0.00	0.00	-0.20	149.99	0.99	
INLET #4_002083.LAB	3/12/2020	6:49	-0.004	-0.02	0.00	0.00	0.00	-0.23	149.99	0.99	
INLET #4_002084.LAB	3/12/2020	6:49	-0.020	0.01	0.00	0.00	0.00	-0.28	149.99	0.99	
INLET #4_002085.LAB	3/12/2020	6:50	0.008	-0.01	0.00	0.00	0.00	-0.33	150.05	0.99	
INLET #4_002086.LAB	3/12/2020	6:50	-0.013	-0.03	0.00	0.00	0.00	-0.30	150.09	0.99	
INLET #4_002087.LAB	3/12/2020	6:50	-0.001	-0.03	0.00	0.00	0.00	-0.22	150.03	0.99	
INLET #4_002088.LAB	3/12/2020	6:50	-0.005	-0.01	0.00	0.00	0.00	-0.35	150.01	0.99	

Spectrum	Date	Time	Ethylene ox	METHANE	CO2% 150(	H2O% 150(	SULFUR HI	Ethylene 15	Temp (C)	Pressure (Atm)
INLET #4_002089.LAB	3/12/2020	6:51	0.002	0.01	0.00	0.00	0.00	-0.28	150.01	0.99
INLET #4_002090.LAB	3/12/2020	6:51	-0.006	-0.01	0.00	0.00	0.00	-0.36	150.01	0.99
INLET #4_002091.LAB	3/12/2020	6:51	-0.010	0.02	0.00	0.00	0.00	-0.31	149.97	0.99
INLET #4_002092.LAB	3/12/2020	6:51	-0.002	-0.03	0.00	0.00	0.00	-0.20	149.93	1.00
INLET #4_002093.LAB	3/12/2020	6:52	-0.010	0.00	0.00	0.00	0.00	-0.32	149.93	1.00
INLET #4_002094.LAB	3/12/2020	6:52	0.014	0.01	0.00	0.00	0.00	-0.25	149.93	1.00
INLET #4_002095.LAB	3/12/2020	6:52	-0.001	0.03	0.00	0.00	0.00	-0.38	149.93	1.00
INLET #4_002096.LAB	3/12/2020	6:52	-0.001	-0.05	0.00	-0.01	0.00	-0.26	149.93	1.00
INLET #4_002097.LAB	3/12/2020	6:53	0.006	0.00	0.00	0.00	0.00	-0.36	150.01	1.00
INLET #4_002098.LAB	3/12/2020	6:53	0.014	0.00	0.00	-0.01	0.00	-0.27	150.03	1.00
INLET #4_002099.LAB	3/12/2020	6:53	-0.017	-0.01	0.00	0.00	0.00	-0.19	150.03	1.00
INLET #4_002100.LAB	3/12/2020	6:53	0.003	-0.02	0.00	0.00	0.00	-0.24	150.03	1.00
INLET #4_002101.LAB	3/12/2020	6:54	-0.005	-0.04	0.00	0.00	0.00	-0.42	150.03	1.00
INLET #4_002102.LAB	3/12/2020	6:54	-0.024	-0.02	0.00	0.00	0.00	-0.29	150.03	1.00
INLET #4_002103.LAB	3/12/2020	6:54	0.013	0.04	0.00	0.00	0.00	-0.40	150.02	1.00
INLET #4_002104.LAB	3/12/2020	6:54	-0.018	-0.02	0.00	0.00	0.00	-0.14	149.95	1.00
INLET #4_002105.LAB	3/12/2020	6:55	-0.001	-0.02	0.00	0.00	0.00	-0.38	150.03	1.01
INLET #4_002106.LAB	3/12/2020	6:55	0.003	-0.01	0.00	0.00	0.00	-0.28	150.05	1.02
INLET #4_002107.LAB	3/12/2020	6:55	-0.013	-0.03	0.00	0.00	0.00	-0.28	150.05	0.99
INLET #4_002108.LAB	3/12/2020	6:55	0.008	0.00	0.00	0.00	0.00	-0.20	150.05	0.97
INLET #4_002109.LAB	3/12/2020	6:56	0.012	-0.02	0.00	0.00	0.00	-0.32	150.05	0.97
INLET #4_002110.LAB	3/12/2020	6:56	0.043	-0.01	0.00	0.00	0.00	-0.34	150.03	0.97
INLET #4_002111.LAB	3/12/2020	6:56	0.018	0.02	0.00	0.00	0.00	-0.23	150.02	0.97
INLET #4_002112.LAB	3/12/2020	6:56	-0.011	-0.03	0.00	0.00	0.00	-0.22	149.99	0.99
INLET #4_002113.LAB	3/12/2020	6:57	-0.009	0.00	0.00	0.00	0.00	-0.36	149.96	1.00
INLET #4_002114.LAB	3/12/2020	6:57	0.006	-0.03	0.00	0.00	0.00	-0.33	149.96	1.00
INLET #4_002115.LAB	3/12/2020	6:57	0.032	-0.05	0.00	0.00	0.00	-0.29	149.96	1.00
INLET #4_002116.LAB	3/12/2020	6:57	-0.032	0.00	0.00	0.00	0.00	-0.18	149.96	1.00
INLET #4_002117.LAB	3/12/2020	6:58	0.007	-0.02	0.00	0.00	0.00	-0.23	149.96	1.00
INLET #4_002118.LAB	3/12/2020	6:58	-0.007	-0.02	0.00	0.00	0.00	-0.16	149.96	1.00
INLET #4_002119.LAB	3/12/2020	6:58	-0.022	-0.03	0.00	0.00	0.00	-0.27	149.96	1.00
INLET #4_002120.LAB	3/12/2020	6:58	0.003	0.01	0.00	0.00	0.00	-0.18	149.96	1.00
INLET #4_002121.LAB	3/12/2020	6:59	-0.027	0.00	0.00	0.00	0.00	-0.34	149.96	1.00
INLET #4_002122.LAB	3/12/2020	6:59	-0.035	0.00	0.00	0.00	0.00	-0.22	150.03	1.00
INLET #4_002123.LAB	3/12/2020	6:59	0.002	-0.04	0.00	0.00	0.00	-0.30	150.06	1.00
INLET #4_002124.LAB	3/12/2020	6:59	-0.025	-0.03	0.00	0.00	0.00	-0.26	150.06	1.00
INLET #4_002125.LAB	3/12/2020	7:00	-0.010	-0.04	0.00	0.00	0.00	-0.41	150.02	1.00
INLET #4_002126.LAB	3/12/2020	7:00	0.002	-0.04	0.00	0.00	0.00	-0.29	149.98	1.00
INLET #4_002127.LAB	3/12/2020	7:00	-0.016	-0.02	0.00	0.00	0.00	-0.32	149.98	1.00
INLET #4_002128.LAB	3/12/2020	7:00	-0.016	-0.01	0.00	0.00	0.00	-0.41	149.98	1.00
INLET #4_002129.LAB	3/12/2020	7:01	0.002	-0.04	0.00	0.00	0.00	-0.27	149.98	1.00
INLET #4_002130.LAB	3/12/2020	7:01	-0.023	-0.04	0.00	0.00	0.00	-0.24	149.98	1.00
INLET #4_002131.LAB	3/12/2020	7:01	0.015	-0.02	0.00	0.00	0.00	-0.26	149.98	1.00
INLET #4_002132.LAB	3/12/2020	7:01	-0.010	0.00	0.00	0.00	0.00	-0.22	149.98	1.00
INLET #4_002133.LAB	3/12/2020	7:02	-0.013	0.00	0.00	0.00	0.00	-0.23	149.98	1.00
INLET #4_002134.LAB	3/12/2020	7:02	0.004	-0.02	0.00	0.00	0.00	-0.46	149.98	1.00
INLET #4_002135.LAB	3/12/2020	7:02	0.006	0.00	0.00	0.00	0.00	-0.29	149.98	1.00
INLET #4_002136.LAB	3/12/2020	7:02	-0.009	-0.01	0.00	0.00	0.00	-0.31	149.98	1.00
INLET #4_002137.LAB	3/12/2020	7:03	-0.009	-0.02	0.00	0.00	0.00	-0.23	149.98	1.00
INLET #4_002138.LAB	3/12/2020	7:03	0.015	-0.03	0.00	0.00	0.00	-0.35	149.98	1.00
INLET #4_002139.LAB	3/12/2020	7:03	0.037	-0.05	0.00	0.00	0.00	-0.31	150.00	1.00
INLET #4_002140.LAB	3/12/2020	7:03	0.011	-0.02	0.00	0.00	0.00	-0.36	150.05	1.00
INLET #4_002141.LAB	3/12/2020	7:04	-0.008	-0.01	0.00	0.00	0.00	-0.24	150.07	1.00
INLET #4_002142.LAB	3/12/2020	7:04	-0.044	0.01	0.00	0.00	0.00	-0.30	150.07	1.00
INLET #4_002143.LAB	3/12/2020	7:04	0.006	-0.02	0.00	0.00	0.00	-0.32	150.01	1.00
INLET #4_002144.LAB	3/12/2020	7:04	-0.038	0.01	0.00	0.00	0.00	-0.21	149.99	1.00
INLET #4_002145.LAB	3/12/2020	7:05	-0.013	-0.01	0.00	0.00	0.00	-0.26	149.99	1.00
INLET #4_002146.LAB	3/12/2020	7:05	0.009	-0.01	0.00	0.00	0.00	-0.20	149.99	1.00
INLET #4_002147.LAB	3/12/2020	7:05	-0.032	-0.01	0.00	0.00	0.00	-0.27	149.99	1.00
INLET #4_002148.LAB	3/12/2020	7:05	-0.017	0.01	0.00	0.00	0.00	-0.28	149.99	1.00
INLET #4_002149.LAB	3/12/2020	7:06	0.012	-0.02	0.00	0.00	0.00	-0.29	149.99	1.00
INLET #4_002150.LAB	3/12/2020	7:06	-0.015	-0.04	0.00	0.00	0.00	-0.19	149.99	1.00
INLET #4_002151.LAB	3/12/2020	7:06	-0.003	-0.04	0.00	0.00	0.00	-0.26	149.99	1.00
INLET #4_002152.LAB	3/12/2020	7:06	0.005	-0.03	0.00	0.00	0.00	-0.29	149.99	1.00
INLET #4_002153.LAB	3/12/2020	7:07	-0.015	-0.01	0.00	0.00	0.00	-0.37	149.99	1.00
INLET #4_002154.LAB	3/12/2020	7:07	-0.027	0.03	0.00	0.00	0.00	-0.37	149.99	1.00
INLET #4_002155.LAB	3/12/2020	7:07	-0.011	-0.01	0.00	0.00	0.00	-0.28	150.08	1.00
INLET #4_002156.LAB	3/12/2020	7:07	-0.003	0.00	0.00	0.00	0.00	-0.40	150.03	1.00
INLET #4_002157.LAB	3/12/2020	7:08	-0.032	0.01	0.00	0.00	0.00	-0.20	150.01	1.00
INLET #4_002158.LAB	3/12/2020	7:08	-0.019	0.00	0.00	0.00	0.00	-0.31	150.01	1.00
INLET #4_002159.LAB	3/12/2020	7:08	-0.038	-0.05	0.00	0.00	0.00	-0.30	150.01	1.00
INLET #4_002160.LAB	3/12/2020	7:08	-0.017	-0.03	0.00	0.00	0.00	-0.30	149.95	1.00
INLET #4_002161.LAB	3/12/2020	7:09	-0.044	-0.07	0.00	0.00	0.00	-0.08	149.93	1.00
INLET #4_002162.LAB	3/12/2020	7:09	-0.010	-0.01	0.00	0.00	0.00	-0.31	149.93	1.00
INLET #4_002163.LAB	3/12/2020	7:09	0.009	0.03	0.00	0.00	0.00	-0.28	149.93	1.00
INLET #4_002164.LAB	3/12/2020	7:09	-0.025	-0.02	0.00	0.00	0.00	-0.18	149.93	1.00
INLET #4_002165.LAB	3/12/2020	7:10	-0.023	-0.02	0.00	0.00	0.00	-0.30	149.93	1.00
INLET #4_002166.LAB	3/12/2020	7:10	0.001	0.03	0.00	0.00	0.00	-0.36	149.93	1.00
INLET #4_002167.LAB	3/12/2020	7:10	0.017	0.01	0.00	0.00	0.00	-0.25	149.93	1.00
INLET #4_002168.LAB	3/12/2020	7:10	0.021	-0.04	0.00	0.00	0.00	-0.21	149.97	1.00
INLET #4_002169.LAB	3/12/2020	7:11	-0.013	-0.04	0.00	0.00	0.00	-0.26	150.03	1.00
INLET #4_002170.LAB	3/12/2020	7:11	0.003	0.03	0.00	0.00	0.00	-0.38	150.03	1.00

Spectrum	Date	Time	Ethylene ox	METHANE	CO2% 150(	H2O% 150(	SULFUR HI	Ethylene 15	Temp (C)	Pressure (Atm)	
INLET #4_002171.LAB	3/12/2020	7:11	-0.015	-0.05	0.00	0.00	0.00	-0.41	150.03	1.00	
INLET #4_002172.LAB	3/12/2020	7:11	0.008	-0.01	0.00	0.00	0.00	-0.34	150.03	1.00	
INLET #4_002173.LAB	3/12/2020	7:12	-0.006	-0.03	0.00	0.00	0.00	-0.36	150.03	1.00	
INLET #4_002174.LAB	3/12/2020	7:12	0.000	-0.03	0.00	0.00	0.00	-0.15	150.03	1.00	
INLET #4_002175.LAB	3/12/2020	7:12	-0.010	-0.02	0.00	0.00	0.00	-0.29	150.03	1.00	
INLET #4_002176.LAB	3/12/2020	7:12	0.001	0.00	0.00	0.00	0.00	-0.21	150.03	1.00	
INLET #4_002177.LAB	3/12/2020	7:13	1.547	-0.02	0.00	0.00	0.00	-0.16	149.97	0.99	
INLET #4_002178.LAB	3/12/2020	7:13	1.724	-0.02	0.00	0.00	0.00	-0.06	150.04	0.99	
INLET #4_002179.LAB	3/12/2020	7:13	72.621	0.06	0.00	-0.01	1.62	82.59	150.04	0.99	
INLET #4_002180.LAB	3/12/2020	7:13	13.580	0.02	0.00	0.00	5.08	102.51	150.04	0.99	
INLET #4_002181.LAB	3/12/2020	7:14	5.259	0.00	0.00	0.00	5.13	103.28	150.04	0.99	
INLET #4_002182.LAB	3/12/2020	7:14	3.803	-0.03	0.00	0.00	5.14	103.76	150.04	0.99	
INLET #4_002183.LAB	3/12/2020	7:14	3.124	0.00	0.00	0.00	5.13	103.48	149.99	0.99	
INLET #4_002184.LAB	3/12/2020	7:14	2.696	0.00	0.00	0.00	5.13	103.34	149.96	0.99	103.46
INLET #4_002185.LAB	3/12/2020	7:15	2.363	-0.02	0.00	0.00	5.13	103.44	149.96	0.98	
INLET #4_002186.LAB	3/12/2020	7:15	47.418	-0.02	0.00	0.00	2.62	59.45	149.96	0.99	
INLET #4_002187.LAB	3/12/2020	7:15	13.184	0.05	0.00	0.00	0.62	-1.66	149.96	0.99	
INLET #4_002188.LAB	3/12/2020	7:15	7.579	0.00	0.00	0.00	0.59	-2.03	149.96	0.99	
INLET #4_002189.LAB	3/12/2020	7:16	6.096	-0.01	0.00	0.00	0.58	-1.32	149.96	0.99	
INLET #4_002190.LAB	3/12/2020	7:16	9.070	0.01	0.00	0.00	0.56	-0.23	149.96	0.99	
INLET #4_002191.LAB	3/12/2020	7:16	9.508	0.03	0.00	0.00	0.56	-0.33	149.96	0.99	
INLET #4_002192.LAB	3/12/2020	7:16	9.522	-0.02	0.00	0.00	0.56	-0.38	149.96	0.99	
INLET #4_002193.LAB	3/12/2020	7:17	9.452	-0.01	0.00	0.00	0.56	-0.32	149.96	0.99	
INLET #4_002194.LAB	3/12/2020	7:17	9.544	0.02	0.00	0.00	0.56	-0.43	150.01	0.99	
INLET #4_002195.LAB	3/12/2020	7:17	9.580	0.01	0.00	0.00	0.56	-0.39	150.06	0.99	
INLET #4_002196.LAB	3/12/2020	7:17	10.240	-0.02	0.00	0.00	0.56	-0.28	150.12	0.99	
INLET #4_002197.LAB	3/12/2020	7:18	10.294	-0.02	0.00	0.00	0.57	-0.11	150.12	0.99	
INLET #4_002198.LAB	3/12/2020	7:18	10.366	0.01	0.00	0.00	0.57	-0.31	150.12	0.99	
INLET #4_002199.LAB	3/12/2020	7:18	10.472	0.03	0.00	0.00	0.57	-0.35	150.12	0.99	10.34
INLET #4_002200.LAB	3/12/2020	7:18	10.594	0.00	0.00	0.00	0.57	-0.22	150.12	0.99	
INLET #4_002201.LAB	3/12/2020	7:19	8.284	-0.01	0.00	0.00	0.13	0.84	150.12	0.99	
INLET #4_002202.LAB	3/12/2020	7:19	6.598	-0.02	0.00	0.00	0.11	0.54	150.12	0.99	
INLET #4_002203.LAB	3/12/2020	7:19	3.434	-0.05	0.00	0.00	0.11	0.35	150.12	0.99	
INLET #4_002204.LAB	3/12/2020	7:19	2.958	-0.04	0.00	0.00	0.11	0.19	150.12	0.99	
INLET #4_002205.LAB	3/12/2020	7:20	2.733	-0.04	0.00	0.00	0.11	0.05	150.12	0.99	
INLET #4_002206.LAB	3/12/2020	7:20	2.649	-0.05	0.00	0.00	0.11	-0.03	150.10	0.99	
INLET #4_002207.LAB	3/12/2020	7:20	2.613	-0.06	0.00	0.00	0.11	-0.01	150.04	0.99	
INLET #4_002208.LAB	3/12/2020	7:20	2.078	-0.05	0.00	0.00	0.11	-0.02	150.04	0.99	
INLET #4_002209.LAB	3/12/2020	7:21	2.048	-0.05	0.00	0.00	0.11	0.05	149.99	0.99	
INLET #4_002210.LAB	3/12/2020	7:21	2.086	-0.03	0.00	0.00	0.11	-0.05	149.96	0.99	
INLET #4_002211.LAB	3/12/2020	7:21	2.051	-0.03	0.00	0.00	0.11	0.02	149.96	0.99	
INLET #4_002212.LAB	3/12/2020	7:21	1.415	1.30	0.03	0.28	0.07	-1.33	149.96	0.99	
INLET #4_002213.LAB	3/12/2020	7:22	0.465	4.31	0.09	0.66	0.00	-4.71	149.96	1.00	
INLET #4_002214.LAB	3/12/2020	7:22	0.129	2.61	0.11	0.62	-0.01	-0.66	149.96	0.98	
INLET #4_002215.LAB	3/12/2020	7:22	1.878	1.26	0.06	0.34	0.04	0.25	149.96	0.98	
INLET #4_002216.LAB	3/12/2020	7:22	0.378	-0.02	0.00	0.01	0.00	-0.16	149.96	0.99	
INLET #4_002217.LAB	3/12/2020	7:23	0.304	-0.02	0.00	0.00	0.00	-0.23	149.89	0.99	
INLET #4_002218.LAB	3/12/2020	7:23	0.300	-0.04	0.00	0.00	0.00	-0.21	149.88	0.99	
INLET #4_002219.LAB	3/12/2020	7:23	0.287	-0.03	0.00	0.00	0.00	-0.15	149.88	0.99	
INLET #4_002220.LAB	3/12/2020	7:23	9.045	0.02	0.00	0.00	2.38	53.09	149.88	0.99	
INLET #4_002221.LAB	3/12/2020	7:24	1.182	-0.03	0.00	0.01	5.12	103.24	149.88	0.99	
INLET #4_002222.LAB	3/12/2020	7:24	0.712	-0.01	0.00	0.01	5.14	103.67	149.88	0.99	
INLET #4_002223.LAB	3/12/2020	7:24	0.609	0.00	0.00	0.00	5.14	103.64	149.88	0.99	
INLET #4_002224.LAB	3/12/2020	7:25	0.551	0.00	0.00	0.00	5.14	103.43	149.88	0.99	
INLET #4_002225.LAB	3/12/2020	7:25	0.515	-0.03	0.00	0.00	5.13	103.62	149.88	0.98	103.59
INLET #4_002226.LAB	3/12/2020	7:25	3.946	0.01	0.00	0.00	2.89	59.07	149.88	0.98	
INLET #4_002227.LAB	3/12/2020	7:25	8.288	0.00	0.00	0.00	0.60	0.56	149.88	0.99	
INLET #4_002228.LAB	3/12/2020	7:26	8.577	0.01	0.00	0.00	0.57	-0.21	149.88	0.99	
INLET #4_002229.LAB	3/12/2020	7:26	8.761	-0.02	0.00	0.00	0.56	-0.18	149.88	0.99	
INLET #4_002230.LAB	3/12/2020	7:26	9.012	-0.04	0.00	0.00	0.56	-0.20	149.93	0.99	
INLET #4_002231.LAB	3/12/2020	7:26	9.080	0.01	0.00	0.00	0.56	-0.31	149.96	0.99	
INLET #4_002232.LAB	3/12/2020	7:27	10.102	0.02	0.00	0.00	0.55	-0.25	149.96	0.99	
INLET #4_002233.LAB	3/12/2020	7:27	10.138	0.00	0.00	0.00	0.55	-0.11	149.96	0.99	
INLET #4_002234.LAB	3/12/2020	7:27	10.187	-0.02	0.00	0.00	0.55	-0.12	150.01	0.99	
INLET #4_002235.LAB	3/12/2020	7:27	10.172	0.02	0.00	0.00	0.55	-0.27	150.03	0.99	10.15
INLET #4_002236.LAB	3/12/2020	7:28	10.275	0.03	0.00	0.00	0.55	-0.26	150.03	0.99	
INLET #4_002237.LAB	3/12/2020	7:28	7.393	-0.02	0.00	0.00	0.39	-0.22	150.03	0.99	
INLET #4_002238.LAB	3/12/2020	7:28	2.280	-0.05	0.00	0.00	0.12	0.00	150.03	0.99	
INLET #4_002239.LAB	3/12/2020	7:28	2.279	-0.04	0.00	0.00	0.11	0.00	150.03	0.99	
INLET #4_002240.LAB	3/12/2020	7:29	2.263	-0.01	0.00	0.00	0.11	-0.01	150.03	0.99	
INLET #4_002241.LAB	3/12/2020	7:29	2.224	-0.04	0.00	0.00	0.11	0.06	150.03	0.99	
INLET #4_002242.LAB	3/12/2020	7:29	2.236	-0.01	0.00	-0.01	0.11	-0.06	150.03	0.99	

Spectrum	Date	Time	Ethylene ox	METHANE	CO2% 150(	H2O% 150(	SULFUR HI	Ethylene 15	Temp (C)	Pressure (Atm)	
INLET #4_002243.LAB	3/12/2020	7:30	0.139	2.14	0.11	0.58	0.01	-0.19	150.03	0.98	
INLET #4_002244.LAB	3/12/2020	7:31	-0.009	2.19	0.12	0.53	0.00	0.37	150.03	0.98	
INLET #4_002245.LAB	3/12/2020	7:32	-0.026	2.18	0.12	0.54	0.00	0.36	150.03	0.98	
INLET #4_002246.LAB	3/12/2020	7:33	0.095	2.19	0.12	0.54	0.00	0.38	150.03	0.98	
INLET #4_002247.LAB	3/12/2020	7:34	0.083	2.19	0.12	0.55	0.00	0.46	150.03	0.98	0.04
INLET #4_002248.LAB	3/12/2020	7:35	0.071	2.19	0.12	0.55	0.00	0.44	149.98	0.98	
INLET #4_002249.LAB	3/12/2020	7:36	0.068	2.18	0.12	0.56	0.00	0.42	149.96	0.98	
INLET #4_002250.LAB	3/12/2020	7:37	0.053	2.20	0.12	0.56	0.00	0.48	149.96	0.98	

Spectrum	Date	Time	Ethylene ox	METHANE	CO2% 150(	H2O% 150(	SULFUR Hi	Ethylene 15	Temp (C)	Pressure (Atm)
INLET #4_002251.LAB	3/12/2020	7:38	0.045	2.21	0.12	0.57	0.00	0.44	150.02	0.98
INLET #4_002252.LAB	3/12/2020	7:39	0.065	2.21	0.12	0.58	0.00	0.39	150.03	0.98
INLET #4_002253.LAB	3/12/2020	7:40	0.052	2.19	0.12	0.57	0.00	0.63	149.98	0.98
INLET #4_002254.LAB	3/12/2020	7:41	0.057	2.21	0.12	0.60	0.00	0.56	150.04	0.98
INLET #4_002255.LAB	3/12/2020	7:42	0.148	2.20	0.12	0.59	0.00	0.64	150.01	0.98
INLET #4_002256.LAB	3/12/2020	7:43	0.064	2.21	0.12	0.59	0.00	0.66	149.99	0.98
INLET #4_002257.LAB	3/12/2020	7:44	0.059	2.18	0.12	0.60	0.00	0.72	149.97	0.98
INLET #4_002258.LAB	3/12/2020	7:45	0.077	2.16	0.12	0.61	0.00	0.69	149.99	0.98
INLET #4_002259.LAB	3/12/2020	7:46	0.046	2.17	0.12	0.62	0.00	0.70	150.01	0.98
INLET #4_002260.LAB	3/12/2020	7:47	0.068	2.19	0.12	0.62	0.00	0.60	150.01	0.98
INLET #4_002261.LAB	3/12/2020	7:48	0.093	2.18	0.12	0.63	0.00	0.67	150.01	0.98
INLET #4_002262.LAB	3/12/2020	7:49	0.076	2.21	0.12	0.64	0.00	0.60	149.96	0.98
INLET #4_002263.LAB	3/12/2020	7:50	0.076	2.19	0.12	0.64	0.00	0.75	149.95	0.98
INLET #4_002264.LAB	3/12/2020	7:51	0.082	2.17	0.12	0.65	0.00	0.73	150.03	0.98
INLET #4_002265.LAB	3/12/2020	7:52	0.071	2.16	0.12	0.66	0.00	0.73	150.05	0.98
INLET #4_002266.LAB	3/12/2020	7:53	0.062	2.18	0.12	0.67	0.00	0.73	150.03	0.98
INLET #4_002267.LAB	3/12/2020	7:54	0.063	2.19	0.12	0.67	0.00	0.70	150.03	0.98
INLET #4_002268.LAB	3/12/2020	7:55	0.065	2.19	0.12	0.68	0.00	0.73	150.05	0.98
INLET #4_002269.LAB	3/12/2020	7:56	0.065	2.19	0.12	0.68	0.00	0.78	149.96	0.98
INLET #4_002270.LAB	3/12/2020	7:57	0.057	2.19	0.12	0.69	0.00	0.81	149.96	0.98
INLET #4_002271.LAB	3/12/2020	7:58	0.057	2.20	0.12	0.70	0.00	0.74	149.96	0.98
INLET #4_002272.LAB	3/12/2020	7:59	0.093	2.19	0.12	0.70	0.00	0.67	149.96	0.98
INLET #4_002273.LAB	3/12/2020	8:00	0.091	2.19	0.12	0.71	0.00	0.74	149.96	0.98
INLET #4_002274.LAB	3/12/2020	8:01	0.104	2.18	0.12	0.71	0.00	0.78	150.05	0.98
INLET #4_002275.LAB	3/12/2020	8:02	0.106	2.18	0.12	0.71	0.00	0.74	150.05	0.98
INLET #4_002276.LAB	3/12/2020	8:03	0.101	2.18	0.12	0.72	0.00	0.75	149.98	0.98
INLET #4_002277.LAB	3/12/2020	8:04	0.085	2.18	0.12	0.72	0.00	0.86	149.98	0.98
INLET #4_002278.LAB	3/12/2020	8:05	0.109	2.15	0.12	0.73	0.00	0.84	150.03	0.98
INLET #4_002279.LAB	3/12/2020	8:06	0.114	2.15	0.12	0.73	0.00	0.83	149.99	0.98
INLET #4_002280.LAB	3/12/2020	8:07	0.116	2.15	0.12	0.74	0.00	0.78	149.99	0.98
INLET #4_002281.LAB	3/12/2020	8:08	0.121	2.16	0.12	0.74	0.00	0.84	149.93	0.98
INLET #4_002282.LAB	3/12/2020	8:09	0.105	2.18	0.12	0.74	0.00	0.79	149.96	0.98
INLET #4_002283.LAB	**3/12/2020**	**8:10**	**0.109**	**2.17**	**0.12**	**0.75**	**0.00**	**0.76**	**150.01**	**0.98**
INLET #4_002284.LAB	**3/12/2020**	**8:11**	**0.096**	**2.15**	**0.12**	**0.75**	**0.00**	**0.80**	**150.01**	**0.98**
INLET #4_002285.LAB	**3/12/2020**	**8:12**	**0.116**	**2.15**	**0.12**	**0.75**	**0.00**	**0.85**	**150.01**	**0.98**
INLET #4_002286.LAB	**3/12/2020**	**8:13**	**0.131**	**2.14**	**0.12**	**0.76**	**0.00**	**0.86**	**150.01**	**0.98**
INLET #4_002287.LAB	**3/12/2020**	**8:14**	**0.110**	**2.16**	**0.12**	**0.76**	**0.00**	**0.87**	**150.01**	**0.98**
INLET #4_002288.LAB	**3/12/2020**	**8:15**	**0.095**	**2.15**	**0.12**	**0.76**	**0.00**	**0.84**	**150.01**	**0.98**
INLET #4_002289.LAB	**3/12/2020**	**8:16**	**0.110**	**2.16**	**0.12**	**0.77**	**0.00**	**0.68**	**149.96**	**0.98**
INLET #4_002290.LAB	**3/12/2020**	**8:17**	**0.112**	**2.14**	**0.12**	**0.77**	**0.00**	**0.78**	**149.96**	**0.98**
INLET #4_002291.LAB	**3/12/2020**	**8:18**	**0.105**	**2.15**	**0.12**	**0.77**	**0.00**	**0.82**	**150.02**	**0.98**
INLET #4_002292.LAB	**3/12/2020**	**8:19**	**0.087**	**2.17**	**0.12**	**0.77**	**0.00**	**0.78**	**150.02**	**0.98**
INLET #4_002293.LAB	**3/12/2020**	**8:20**	**0.115**	**2.13**	**0.12**	**0.77**	**0.00**	**0.84**	**149.96**	**0.98**
INLET #4_002294.LAB	**3/12/2020**	**8:21**	**0.101**	**2.15**	**0.12**	**0.78**	**0.00**	**0.88**	**149.94**	**0.98**
INLET #4_002295.LAB	**3/12/2020**	**8:22**	**0.131**	**2.13**	**0.12**	**0.78**	**0.00**	**0.85**	**149.97**	**0.98**
INLET #4_002296.LAB	**3/12/2020**	**8:23**	**0.120**	**2.15**	**0.12**	**0.78**	**0.00**	**0.82**	**150.01**	**0.98**
INLET #4_002297.LAB	**3/12/2020**	**8:24**	**0.131**	**2.13**	**0.12**	**0.78**	**0.00**	**0.84**	**150.02**	**0.98**
INLET #4_002298.LAB	**3/12/2020**	**8:25**	**0.109**	**2.15**	**0.12**	**0.78**	**0.00**	**0.83**	**150.02**	**0.98**
INLET #4_002299.LAB	**3/12/2020**	**8:26**	**0.100**	**2.18**	**0.12**	**0.79**	**0.00**	**0.83**	**150.02**	**0.98**
INLET #4_002300.LAB	**3/12/2020**	**8:27**	**0.112**	**2.16**	**0.12**	**0.79**	**0.00**	**0.76**	**150.02**	**0.98**
INLET #4_002301.LAB	**3/12/2020**	**8:28**	**0.102**	**2.15**	**0.12**	**0.79**	**0.00**	**0.73**	**150.09**	**0.98**
INLET #4_002302.LAB	**3/12/2020**	**8:29**	**0.104**	**2.14**	**0.12**	**0.79**	**0.00**	**0.79**	**150.10**	**0.98**
INLET #4_002303.LAB	**3/12/2020**	**8:30**	**0.144**	**2.13**	**0.12**	**0.79**	**0.00**	**0.76**	**150.09**	**0.98**
INLET #4_002304.LAB	**3/12/2020**	**8:31**	**0.129**	**2.13**	**0.12**	**0.79**	**0.00**	**0.88**	**150.01**	**0.98**
INLET #4_002305.LAB	**3/12/2020**	**8:32**	**0.131**	**2.13**	**0.12**	**0.79**	**0.00**	**0.78**	**149.87**	**0.98**
INLET #4_002306.LAB	**3/12/2020**	**8:33**	**0.136**	**2.13**	**0.12**	**0.80**	**0.00**	**0.85**	**149.92**	**0.98**
INLET #4_002307.LAB	**3/12/2020**	**8:34**	**0.132**	**2.12**	**0.12**	**0.80**	**0.00**	**0.84**	**149.96**	**0.98**
INLET #4_002308.LAB	**3/12/2020**	**8:35**	**0.118**	**2.13**	**0.12**	**0.80**	**0.00**	**0.87**	**149.93**	**0.98**
INLET #4_002309.LAB	**3/12/2020**	**8:36**	**0.126**	**2.13**	**0.12**	**0.80**	**0.00**	**0.92**	**149.95**	**0.98**
INLET #4_002310.LAB	**3/12/2020**	**8:38**	**0.134**	**2.12**	**0.12**	**0.81**	**0.00**	**0.90**	**149.93**	**0.98**
INLET #4_002311.LAB	**3/12/2020**	**8:39**	**0.133**	**2.12**	**0.12**	**0.82**	**0.00**	**0.85**	**149.96**	**0.98**
INLET #4_002312.LAB	**3/12/2020**	**8:40**	**0.126**	**2.10**	**0.12**	**0.82**	**0.00**	**0.84**	**149.96**	**0.98**
INLET #4_002313.LAB	**3/12/2020**	**8:41**	**0.104**	**2.11**	**0.12**	**0.82**	**0.00**	**0.90**	**149.98**	**0.98**
INLET #4_002314.LAB	**3/12/2020**	**8:42**	**0.128**	**2.12**	**0.12**	**0.83**	**0.00**	**0.80**	**150.04**	**0.98**
INLET #4_002315.LAB	**3/12/2020**	**8:43**	**0.138**	**2.13**	**0.12**	**0.83**	**0.00**	**0.80**	**150.04**	**0.98**
INLET #4_002316.LAB	**3/12/2020**	**8:44**	**0.117**	**2.15**	**0.12**	**0.84**	**0.00**	**0.80**	**150.04**	**0.98**
INLET #4_002317.LAB	**3/12/2020**	**8:45**	**0.128**	**2.14**	**0.12**	**0.84**	**0.00**	**0.82**	**150.02**	**0.98**
INLET #4_002318.LAB	**3/12/2020**	**8:46**	**0.123**	**2.13**	**0.11**	**0.85**	**0.00**	**0.85**	**149.97**	**0.98**
INLET #4_002319.LAB	**3/12/2020**	**8:47**	**0.126**	**2.13**	**0.11**	**0.85**	**0.00**	**0.86**	**149.97**	**0.98**
INLET #4_002320.LAB	**3/12/2020**	**8:48**	**0.121**	**2.13**	**0.11**	**0.85**	**0.00**	**0.87**	**149.97**	**0.98**
INLET #4_002321.LAB	**3/12/2020**	**8:49**	**0.118**	**2.14**	**0.11**	**0.86**	**0.00**	**0.89**	**150.05**	**0.98**
INLET #4_002322.LAB	**3/12/2020**	**8:50**	**0.113**	**2.13**	**0.11**	**0.87**	**0.00**	**0.91**	**150.05**	**0.98**
INLET #4_002323.LAB	**3/12/2020**	**8:51**	**0.122**	**2.14**	**0.11**	**0.87**	**0.00**	**0.88**	**150.04**	**0.98**
INLET #4_002324.LAB	**3/12/2020**	**8:52**	**0.102**	**2.13**	**0.11**	**0.87**	**0.00**	**0.92**	**149.99**	**0.98**
INLET #4_002325.LAB	**3/12/2020**	**8:53**	**0.132**	**2.12**	**0.11**	**0.88**	**0.00**	**0.89**	**150.02**	**0.98**
INLET #4_002326.LAB	**3/12/2020**	**8:54**	**0.122**	**2.13**	**0.11**	**0.88**	**0.00**	**0.82**	**149.99**	**0.98**
INLET #4_002327.LAB	**3/12/2020**	**8:55**	**0.134**	**2.15**	**0.11**	**0.89**	**0.00**	**0.91**	**149.99**	**0.98**
INLET #4_002328.LAB	**3/12/2020**	**8:56**	**0.118**	**2.14**	**0.11**	**0.89**	**0.00**	**0.87**	**149.99**	**0.98**
INLET #4_002329.LAB	**3/12/2020**	**8:57**	**0.134**	**2.12**	**0.11**	**0.90**	**0.00**	**0.90**	**149.94**	**0.98**

Spectrum	Date	Time	Ethylene ox	METHANE	CO2% 150(	H2O% 150(	SULFUR HI	Ethylene 15	Temp (C)	Pressure (Atm)
INLET #4_002330.LAB	3/12/2020	8:58	0.146	2.09	0.11	0.89	0.00	0.93	150.00	0.98
INLET #4_002331.LAB	3/12/2020	8:59	0.157	2.12	0.11	0.90	0.00	0.96	150.04	0.98
INLET #4_002332.LAB	3/12/2020	9:00	0.145	2.11	0.11	0.90	0.00	0.99	150.00	0.98
INLET #4_002333.LAB	3/12/2020	9:01	0.136	2.12	0.11	0.90	0.00	0.91	150.03	0.98
INLET #4_002334.LAB	3/12/2020	9:02	0.116	2.13	0.11	0.90	0.00	0.90	149.98	0.98
INLET #4_002336.LAB	3/12/2020	9:03	0.134	2.14	0.11	0.90	0.00	0.88	150.02	0.98
INLET #4_002336.LAB	3/12/2020	9:04	0.137	2.13	0.11	0.91	0.00	0.84	149.99	0.98
INLET #4_002337.LAB	3/12/2020	9:05	0.159	2.11	0.11	0.91	0.00	0.89	149.99	0.98
INLET #4_002338.LAB	3/12/2020	9:06	0.156	2.11	0.11	0.91	0.00	0.94	149.99	0.98
INLET #4_002339.LAB	3/12/2020	9:07	0.158	2.09	0.11	0.91	0.00	0.87	150.04	0.98
INLET #4_002340.LAB	3/12/2020	9:08	0.147	2.13	0.11	0.93	0.00	0.94	150.01	0.98
INLET #4_002341.LAB	3/12/2020	9:09	0.153	2.12	0.11	0.93	0.00	0.90	149.93	0.98
INLET #4_002342.LAB	3/12/2020	9:10	0.149	2.11	0.11	0.93	0.00	0.84	150.01	0.98
INLET #4_002343.LAB	3/12/2020	9:11	0.141	2.11	0.11	0.93	0.00	0.87	150.02	0.98
INLET #4_002344.LAB	3/12/2020	9:12	0.148	2.09	0.11	0.93	0.00	0.93	150.02	0.98
INLET #4_002345.LAB	3/12/2020	9:13	0.183	2.09	0.11	0.94	0.00	0.91	149.96	0.98
INLET #4_002346.LAB	3/12/2020	9:14	0.159	2.09	0.11	0.93	0.00	0.99	150.04	0.98
INLET #4_002347.LAB	3/12/2020	9:15	0.156	2.08	0.11	0.94	0.00	0.96	149.99	0.98
INLET #4_002348.LAB	3/12/2020	9:16	0.165	2.08	0.11	0.94	0.00	1.01	149.98	0.98
INLET #4_002349.LAB	3/12/2020	9:17	0.160	2.09	0.11	0.95	0.00	0.99	150.01	0.98
INLET #4_002350.LAB	3/12/2020	9:18	0.170	2.08	0.11	0.96	0.00	0.93	149.98	0.98
INLET #4_002351.LAB	3/12/2020	9:19	0.139	2.08	0.11	0.95	0.00	0.97	149.98	0.98
INLET #4_002352.LAB	3/12/2020	9:20	0.156	2.09	0.11	0.95	0.00	0.93	149.98	0.98
INLET #4_002353.LAB	3/12/2020	9:21	0.135	2.09	0.11	0.95	0.00	0.87	149.98	0.98
INLET #4_002354.LAB	3/12/2020	9:22	0.118	2.08	0.11	0.96	0.00	0.87	149.98	0.98
INLET #4_002355.LAB	3/12/2020	9:23	0.132	2.06	0.11	0.96	0.00	0.93	149.98	0.98
INLET #4_002356.LAB	3/12/2020	9:24	0.146	2.07	0.11	0.97	0.00	0.90	149.98	0.98
INLET #4_002357.LAB	3/12/2020	9:25	0.164	2.06	0.11	0.97	0.00	0.89	150.05	0.98
INLET #4_002358.LAB	3/12/2020	9:26	0.159	2.07	0.11	0.97	0.00	0.89	150.10	0.98
INLET #4_002359.LAB	3/12/2020	9:27	0.159	2.06	0.11	0.97	0.00	0.87	150.04	0.98
INLET #4_002360.LAB	3/12/2020	9:28	0.161	2.07	0.11	0.98	0.00	0.86	150.04	0.98
INLET #4_002361.LAB	3/12/2020	9:29	0.165	2.06	0.11	0.97	0.00	0.82	150.04	0.98
INLET #4_002362.LAB	3/12/2020	9:30	0.171	2.05	0.11	0.98	0.00	0.88	150.00	0.98
INLET #4_002363.LAB	3/12/2020	9:31	0.158	2.03	0.11	0.98	0.00	0.92	149.96	0.98
INLET #4_002364.LAB	3/12/2020	9:32	0.160	2.04	0.11	0.98	0.00	0.90	149.94	0.98
INLET #4_002365.LAB	3/12/2020	9:33	0.174	2.04	0.11	0.99	0.00	0.90	149.93	0.98
INLET #4_002366.LAB	3/12/2020	9:34	0.149	2.03	0.11	0.99	0.00	0.89	149.94	0.98
INLET #4_002367.LAB	3/12/2020	9:35	0.132	2.02	0.11	1.00	0.00	0.98	150.02	0.98
INLET #4_002368.LAB	3/12/2020	9:36	0.160	2.04	0.11	0.99	0.00	0.95	150.04	0.98
INLET #4_002369.LAB	3/12/2020	9:37	0.137	2.04	0.11	1.00	0.00	0.93	150.04	0.98
INLET #4_002370.LAB	3/12/2020	9:38	0.149	2.03	0.11	1.00	0.00	0.88	150.04	0.98
INLET #4_002371.LAB	3/12/2020	9:39	0.134	2.04	0.11	1.01	0.00	0.94	150.03	0.98
INLET #4_002372.LAB	3/12/2020	9:40	0.146	2.03	0.11	1.02	0.00	0.89	149.96	0.98
INLET #4_002373.LAB	3/12/2020	9:41	0.225	2.03	0.11	1.02	0.00	0.92	149.96	0.98
INLET #4_002374.LAB	3/12/2020	9:42	0.179	2.01	0.11	1.02	0.00	0.87	149.92	0.98
INLET #4_002375.LAB	3/12/2020	9:43	0.149	2.02	0.11	1.03	0.00	0.92	149.89	0.98
INLET #4_002376.LAB	3/12/2020	9:44	0.196	2.02	0.11	1.03	0.00	0.94	149.91	0.98
INLET #4_002377.LAB	3/12/2020	9:45	0.182	2.01	0.11	1.03	0.00	0.89	150.00	0.98
INLET #4_002378.LAB	3/12/2020	9:46	0.235	2.00	0.11	1.04	0.00	0.81	150.04	0.98
INLET #4_002379.LAB	3/12/2020	9:47	0.293	2.08	0.11	1.04	0.00	0.67	150.04	0.98
INLET #4_002380.LAB	3/12/2020	9:48	0.255	2.06	0.11	1.04	0.00	0.79	150.04	0.98
INLET #4_002381.LAB	3/12/2020	9:49	0.351	2.05	0.11	1.04	0.00	0.80	150.04	0.98
INLET #4_002382.LAB	3/12/2020	9:50	0.371	2.05	0.11	1.04	0.00	0.75	149.99	0.98
INLET #4_002383.LAB	3/12/2020	9:51	0.886	2.14	0.11	1.04	0.00	-1.96	149.96	0.98
INLET #4_002384.LAB	3/12/2020	9:52	0.570	2.08	0.11	1.03	0.00	-0.42	149.96	0.98
INLET #4_002385.LAB	3/12/2020	9:53	0.611	2.08	0.11	1.02	0.00	-0.17	149.96	0.98
INLET #4_002386.LAB	3/12/2020	9:54	0.669	2.09	0.11	1.01	0.00	-0.20	149.99	0.98
INLET #4_002387.LAB	3/12/2020	9:55	0.626	2.07	0.11	0.99	0.00	-0.03	150.04	0.98
INLET #4_002388.LAB	3/12/2020	9:56	0.576	2.08	0.11	0.97	0.00	0.01	150.04	0.98
INLET #4_002389.LAB	3/12/2020	9:57	0.556	2.08	0.11	0.95	0.00	0.13	150.04	0.98
INLET #4_002390.LAB	3/12/2020	9:58	0.621	2.08	0.11	0.93	0.00	0.15	150.04	0.98
INLET #4_002391.LAB	3/12/2020	9:59	0.607	2.08	0.11	0.93	0.00	0.21	150.04	0.98
INLET #4_002392.LAB	3/12/2020	10:00	0.576	2.09	0.11	0.92	0.00	0.21	150.03	0.98
INLET #4_002393.LAB	3/12/2020	10:01	0.587	2.08	0.11	0.92	0.00	0.22	149.96	0.98
INLET #4_002394.LAB	3/12/2020	10:02	0.601	2.09	0.11	0.92	0.00	0.25	149.96	0.98
INLET #4_002395.LAB	3/12/2020	10:03	0.594	2.08	0.11	0.92	0.00	0.31	149.96	0.98
INLET #4_002396.LAB	3/12/2020	10:04	0.514	2.06	0.11	0.92	0.00	0.41	149.96	0.98
INLET #4_002397.LAB	3/12/2020	10:05	0.442	2.05	0.11	0.91	0.00	0.42	149.96	0.98
INLET #4_002398.LAB	3/12/2020	10:06	0.397	2.05	0.11	0.91	0.00	0.51	150.03	0.98
INLET #4_002399.LAB	3/12/2020	10:07	0.360	2.03	0.11	0.91	0.00	0.49	150.03	0.98
INLET #4_002400.LAB	3/12/2020	10:08	0.343	2.03	0.11	0.91	0.00	0.54	149.98	0.98
INLET #4_002401.LAB	3/12/2020	10:09	0.310	2.04	0.11	0.91	0.00	0.63	149.98	0.98
INLET #4_002402.LAB	3/12/2020	10:10	0.314	2.03	0.11	0.91	0.00	0.65	149.98	0.98
INLET #4_002403.LAB	3/12/2020	10:11	0.276	2.04	0.11	0.91	0.00	0.54	149.98	0.98
INLET #4_002404.LAB	3/12/2020	10:12	0.252	2.05	0.11	0.91	0.00	0.62	149.98	0.98
INLET #4_002405.LAB	3/12/2020	10:13	0.262	2.03	0.10	0.91	0.00	0.66	149.98	0.98
INLET #4_002406.LAB	3/12/2020	10:14	0.264	2.02	0.10	0.91	0.00	0.69	149.98	0.98
INLET #4_002407.LAB	3/12/2020	10:15	0.248	2.02	0.10	0.92	0.00	0.64	150.03	0.98

Spectrum	Date	Time	Ethylene ox	METHANE	CO2% 150(	H2O% 150(	SULFUR HI	Ethylene 15	Temp (C)	Pressure (Atm)
INLET #4_002408.LAB	3/12/2020	10:16	0.232	2.00	0.10	0.91	0.00	0.72	150.06	0.98
INLET #4_002409.LAB	3/12/2020	10:17	0.263	2.01	0.10	0.92	0.00	0.67	150.13	0.98
INLET #4_002410.LAB	3/12/2020	10:18	0.241	2.01	0.10	0.93	0.00	0.64	150.09	0.98
INLET #4_002411.LAB	3/12/2020	10:19	0.239	2.00	0.10	0.94	0.00	0.71	150.03	0.98
INLET #4_002412.LAB	3/12/2020	10:20	0.258	2.00	0.10	0.95	0.00	0.74	150.00	0.98
INLET #4_002413.LAB	3/12/2020	10:21	0.237	1.99	0.10	0.95	0.00	0.75	149.92	0.98
INLET #4_002414.LAB	3/12/2020	10:22	0.229	2.00	0.10	0.95	0.00	0.82	149.92	0.98
INLET #4_002415.LAB	3/12/2020	10:23	0.225	1.98	0.10	0.96	0.00	0.70	149.97	0.98
INLET #4_002416.LAB	3/12/2020	10:24	0.232	2.00	0.10	0.96	0.00	0.73	150.02	0.98
INLET #4_002417.LAB	3/12/2020	10:25	0.208	2.01	0.10	0.96	0.00	0.80	150.02	0.98
INLET #4_002418.LAB	3/12/2020	10:26	0.205	2.00	0.10	0.96	0.00	0.75	149.95	0.98
INLET #4_002419.LAB	3/12/2020	10:27	0.209	1.98	0.10	0.95	0.00	0.82	149.95	0.98
INLET #4_002420.LAB	3/12/2020	10:28	0.203	2.00	0.10	0.93	0.00	0.76	150.03	0.98
INLET #4_002421.LAB	3/12/2020	10:29	0.210	2.01	0.10	0.92	0.00	0.71	150.03	0.98
INLET #4_002422.LAB	3/12/2020	10:30	0.203	2.02	0.10	0.91	0.00	0.68	150.00	0.98
INLET #4_002423.LAB	3/12/2020	10:31	0.208	2.01	0.10	0.91	0.00	0.71	149.96	0.98
INLET #4_002424.LAB	3/12/2020	10:32	0.189	2.00	0.10	0.92	0.00	0.72	149.96	0.98
INLET #4_002425.LAB	3/12/2020	10:33	0.208	2.01	0.10	0.92	0.00	0.70	149.96	0.98
INLET #4_002426.LAB	3/12/2020	10:34	0.200	2.02	0.10	0.92	0.00	0.71	149.96	0.98
INLET #4_002427.LAB	3/12/2020	10:35	0.203	2.03	0.10	0.90	0.00	0.70	149.98	0.98
INLET #4_002428.LAB	3/12/2020	10:36	0.195	2.02	0.10	0.90	0.00	0.70	150.03	0.98
INLET #4_002429.LAB	3/12/2020	10:37	0.161	2.00	0.10	0.90	0.00	0.75	150.03	0.98
INLET #4_002430.LAB	3/12/2020	10:38	0.163	2.01	0.10	0.90	0.00	0.70	150.03	0.98
INLET #4_002431.LAB	3/12/2020	10:39	0.181	2.02	0.10	0.89	0.00	0.80	150.03	0.98
INLET #4_002432.LAB	3/12/2020	10:40	0.164	1.99	0.10	0.89	0.00	0.75	150.03	0.98
INLET #4_002433.LAB	3/12/2020	10:41	0.171	2.00	0.10	0.89	0.00	0.80	150.04	0.98
INLET #4_002434.LAB	3/12/2020	10:42	0.187	2.00	0.10	0.89	0.00	0.79	150.10	0.98
INLET #4_002435.LAB	3/12/2020	10:43	0.190	2.00	0.10	0.89	0.00	0.78	149.98	0.98
INLET #4_002436.LAB	3/12/2020	10:44	0.171	2.02	0.10	0.89	0.00	0.73	149.97	0.98
INLET #4_002437.LAB	3/12/2020	10:45	0.181	2.02	0.10	0.89	0.00	0.68	149.97	0.98
INLET #4_002438.LAB	3/12/2020	10:46	0.164	2.02	0.10	0.89	0.00	0.69	149.97	0.98
INLET #4_002439.LAB	3/12/2020	10:47	0.180	2.03	0.10	0.88	0.00	0.65	149.99	0.98
INLET #4_002440.LAB	3/12/2020	10:48	0.182	2.05	0.10	0.88	0.00	0.62	149.98	0.98
INLET #4_002441.LAB	3/12/2020	10:49	0.173	2.03	0.10	0.88	0.00	0.67	149.98	0.98
INLET #4_002442.LAB	3/12/2020	10:50	0.168	2.05	0.10	0.88	0.00	0.70	149.98	0.98
INLET #4_002443.LAB	3/12/2020	10:51	0.163	2.04	0.10	0.87	0.00	0.65	149.94	0.98
INLET #4_002444.LAB	3/12/2020	10:52	0.179	2.02	0.10	0.87	0.00	0.75	150.00	0.98
INLET #4_002445.LAB	3/12/2020	10:53	0.141	2.03	0.10	0.87	0.00	0.72	150.00	0.98
INLET #4_002446.LAB	3/12/2020	10:54	0.164	2.03	0.10	0.87	0.00	0.65	150.00	0.98
INLET #4_002447.LAB	3/12/2020	10:55	0.150	2.04	0.10	0.87	0.00	0.71	150.00	0.98
INLET #4_002448.LAB	3/12/2020	10:56	0.154	2.04	0.10	0.87	0.00	0.69	149.99	0.98
INLET #4_002449.LAB	3/12/2020	10:57	0.161	2.03	0.10	0.87	0.00	0.65	149.96	0.98
INLET #4_002450.LAB	3/12/2020	10:58	0.146	2.03	0.10	0.87	0.00	0.72	149.96	0.98
INLET #4_002451.LAB	3/12/2020	10:59	0.159	2.04	0.10	0.87	0.00	0.70	150.05	0.98
INLET #4_002452.LAB	3/12/2020	11:00	0.163	2.05	0.10	0.87	0.00	0.68	150.05	0.98
INLET #4_002453.LAB	3/12/2020	11:02	0.163	2.00	0.10	0.87	0.00	0.69	150.02	0.98
INLET #4_002454.LAB	3/12/2020	11:03	0.162	2.03	0.10	0.87	0.00	0.69	150.04	0.98
INLET #4_002455.LAB	3/12/2020	11:04	0.169	2.03	0.10	0.87	0.00	0.61	150.02	0.98
INLET #4_002456.LAB	3/12/2020	11:05	0.165	2.01	0.10	0.87	0.00	0.72	149.96	0.98
INLET #4_002457.LAB	3/12/2020	11:06	0.166	2.01	0.10	0.87	0.00	0.60	149.96	0.98
INLET #4_002458.LAB	3/12/2020	11:07	0.167	2.02	0.10	0.87	0.00	0.67	150.03	0.98
INLET #4_002459.LAB	3/12/2020	11:08	0.144	2.03	0.10	0.87	0.00	0.64	150.00	0.98
INLET #4_002460.LAB	3/12/2020	11:09	0.164	2.02	0.10	0.87	0.00	0.62	149.97	0.98
INLET #4_002461.LAB	3/12/2020	11:10	0.167	2.02	0.10	0.87	0.00	0.55	149.97	0.98
INLET #4_002462.LAB	3/12/2020	11:11	0.162	2.03	0.10	0.87	0.00	0.63	149.97	0.98
INLET #4_002463.LAB	3/12/2020	11:12	0.139	2.02	0.10	0.87	0.00	0.53	150.01	0.98
INLET #4_002464.LAB	3/12/2020	11:13	0.155	2.02	0.10	0.87	0.00	0.52	149.99	0.98
INLET #4_002465.LAB	3/12/2020	11:14	0.152	2.01	0.10	0.87	0.00	0.61	149.99	0.98
INLET #4_002466.LAB	3/12/2020	11:15	0.174	2.02	0.10	0.87	0.00	0.56	149.99	0.98
INLET #4_002467.LAB	3/12/2020	11:16	0.161	2.02	0.10	0.87	0.00	0.56	149.97	0.98
INLET #4_002468.LAB	3/12/2020	11:17	0.159	2.03	0.10	0.87	0.00	0.55	149.91	0.98
INLET #4_002469.LAB	3/12/2020	11:18	0.148	2.01	0.10	0.87	0.00	0.56	149.91	0.98
INLET #4_002470.LAB	3/12/2020	11:19	0.151	2.01	0.10	0.87	0.00	0.50	149.98	0.98
INLET #4_002471.LAB	3/12/2020	11:20	0.143	2.03	0.10	0.87	0.00	0.48	150.08	0.98
INLET #4_002472.LAB	3/12/2020	11:21	0.108	2.01	0.10	0.87	0.00	0.46	150.08	0.98
INLET #4_002473.LAB	3/12/2020	11:22	0.109	2.00	0.10	0.86	0.00	0.48	150.08	0.98
INLET #4_002474.LAB	3/12/2020	11:23	0.102	2.02	0.10	0.86	0.00	0.49	150.08	0.98
INLET #4_002475.LAB	3/12/2020	11:24	0.112	2.02	0.10	0.86	0.00	0.42	150.01	0.98
INLET #4_002476.LAB	3/12/2020	11:25	0.121	2.01	0.10	0.86	0.00	0.38	150.00	0.98
INLET #4_002477.LAB	3/12/2020	11:26	0.097	2.00	0.10	0.86	0.00	0.44	150.00	0.98
INLET #4_002478.LAB	3/12/2020	11:27	0.105	2.00	0.10	0.86	0.00	0.42	150.01	0.98
INLET #4_002479.LAB	3/12/2020	11:28	0.108	2.01	0.10	0.86	0.00	0.41	150.01	0.98
INLET #4_002480.LAB	3/12/2020	11:29	0.098	2.00	0.10	0.86	0.00	0.44	150.01	0.98
INLET #4_002481.LAB	3/12/2020	11:30	0.117	2.01	0.10	0.86	0.00	0.41	149.94	0.98
INLET #4_002482.LAB	3/12/2020	11:32	0.120	1.99	0.10	0.86	0.00	0.44	149.94	0.98
INLET #4_002483.LAB	3/12/2020	11:33	0.131	2.00	0.10	0.86	0.00	0.33	149.94	0.98
INLET #4_002484.LAB	3/12/2020	11:34	0.120	2.00	0.10	0.86	0.00	0.38	149.94	0.98
INLET #4_002485.LAB	3/12/2020	11:35	0.143	2.02	0.10	0.86	0.00	0.38	149.94	0.98

Spectrum	Date	Time	Ethylene ox	METHANE	CO2% 150(	H2O% 150(	SULFUR HI	Ethylene 15	Temp (C)	Pressure (Atm)
INLET #4_002486.LAB	3/12/2020	11:36	0.197	2.02	0.10	0.86	0.00	0.34	150.01	0.98
INLET #4_002487.LAB	3/12/2020	11:37	0.247	2.02	0.10	0.86	0.00	0.21	150.01	0.98
INLET #4_002488.LAB	3/12/2020	11:38	0.244	2.03	0.10	0.87	0.00	0.17	150.01	0.98
INLET #4_002489.LAB	3/12/2020	11:39	0.260	2.01	0.10	0.87	0.00	0.21	150.01	0.98
INLET #4_002490.LAB	3/12/2020	11:40	0.289	2.02	0.10	0.87	0.00	0.17	150.01	0.98
INLET #4_002491.LAB	3/12/2020	11:41	0.281	2.01	0.10	0.87	0.00	0.13	150.01	0.98
INLET #4_002492.LAB	3/12/2020	11:42	0.323	2.00	0.10	0.87	0.00	0.17	150.09	0.98
INLET #4_002493.LAB	3/12/2020	11:43	0.331	2.02	0.10	0.87	0.00	0.10	150.11	0.98
INLET #4_002494.LAB	3/12/2020	11:44	0.342	2.02	0.10	0.87	0.00	0.12	150.06	0.98
INLET #4_002495.LAB	3/12/2020	11:45	0.319	2.03	0.10	0.87	0.00	0.10	149.96	0.98
INLET #4_002496.LAB	3/12/2020	11:46	0.360	2.03	0.10	0.86	0.00	0.11	149.98	0.98
INLET #4_002497.LAB	3/12/2020	11:47	0.383	2.04	0.10	0.87	0.00	0.13	150.04	0.98
INLET #4_002498.LAB	3/12/2020	11:48	0.275	2.03	0.10	0.86	0.00	0.11	149.97	0.98
INLET #4_002499.LAB	3/12/2020	11:49	0.247	2.02	0.10	0.86	0.00	0.15	149.97	0.98
INLET #4_002500.LAB	3/12/2020	11:50	0.246	2.03	0.10	0.86	0.00	0.17	149.97	0.98
INLET #4_002501.LAB	3/12/2020	11:51	0.210	2.01	0.10	0.86	0.00	0.17	149.97	0.98
INLET #4_002502.LAB	3/12/2020	11:52	0.195	2.00	0.10	0.85	0.00	0.21	149.97	0.98
INLET #4_002503.LAB	3/12/2020	11:53	0.173	2.01	0.10	0.85	0.00	0.17	149.97	0.98
INLET #4_002504.LAB	3/12/2020	11:54	0.158	2.02	0.10	0.86	0.00	0.24	149.97	0.98
INLET #4_002505.LAB	3/12/2020	11:55	0.167	2.01	0.10	0.86	0.00	0.14	149.97	0.98
INLET #4_002506.LAB	3/12/2020	11:57	0.169	2.02	0.10	0.86	0.00	0.25	149.97	0.98
INLET #4_002507.LAB	3/12/2020	12:00	0.160	1.99	0.09	0.86	0.00	0.18	149.98	0.98
INLET #4_002508.LAB	3/12/2020	12:02	0.160	1.99	0.09	0.86	0.00	0.21	150.12	0.98
INLET #4_002509.LAB	3/12/2020	12:03	0.132	2.00	0.09	0.86	0.00	0.27	150.06	0.98
INLET #4_002510.LAB	3/12/2020	12:04	0.137	1.99	0.09	0.86	0.00	0.28	149.98	0.98
INLET #4_002511.LAB	3/12/2020	12:05	0.131	1.99	0.09	0.86	0.00	0.24	149.98	0.98
INLET #4_002512.LAB	3/12/2020	12:06	0.041	2.01	0.09	0.85	0.00	0.22	149.99	0.98
INLET #4_002513.LAB	3/12/2020	12:07	0.042	2.00	0.09	0.85	0.00	0.26	150.00	0.98
INLET #4_002514.LAB	3/12/2020	12:08	0.040	1.99	0.09	0.85	0.00	0.28	150.00	0.98
INLET #4_002515.LAB	3/12/2020	12:09	0.015	2.01	0.09	0.85	0.00	0.18	150.00	0.98
INLET #4_002516.LAB	3/12/2020	12:10	0.019	1.99	0.09	0.85	0.00	0.31	149.95	0.98
INLET #4_002517.LAB	3/12/2020	12:11	0.002	2.00	0.09	0.85	0.00	0.26	149.92	0.98
INLET #4_002518.LAB	3/12/2020	12:12	0.012	1.99	0.09	0.85	0.00	0.29	149.92	0.98
INLET #4_002519.LAB	3/12/2020	12:13	0.031	1.97	0.09	0.85	0.00	0.34	149.98	0.98
INLET #4_002520.LAB	3/12/2020	12:14	0.030	1.99	0.09	0.84	0.00	0.32	149.99	0.98
INLET #4_002521.LAB	3/12/2020	12:15	0.018	1.97	0.09	0.84	0.00	0.33	149.99	0.98
INLET #4_002522.LAB	3/12/2020	12:16	0.007	1.98	0.09	0.85	0.00	0.29	149.99	0.98
INLET #4_002523.LAB	3/12/2020	12:17	0.035	1.99	0.09	0.85	0.00	0.23	149.99	0.98
INLET #4_002524.LAB	3/12/2020	12:18	0.001	1.98	0.09	0.85	0.00	0.33	150.04	0.98
INLET #4_002525.LAB	3/12/2020	12:19	0.003	1.99	0.09	0.84	0.00	0.26	150.07	0.98
INLET #4_002526.LAB	3/12/2020	12:20	0.010	1.98	0.09	0.85	0.00	0.29	150.07	0.98
INLET #4_002527.LAB	3/12/2020	12:21	0.009	1.98	0.09	0.84	0.00	0.33	150.02	0.98
INLET #4_002528.LAB	3/12/2020	12:22	0.013	1.97	0.09	0.84	0.00	0.42	150.00	0.98
INLET #4_002529.LAB	3/12/2020	12:23	0.004	1.96	0.09	0.84	0.00	0.35	149.92	0.98
INLET #4_002530.LAB	3/12/2020	12:24	0.017	1.97	0.09	0.84	0.00	0.34	149.92	0.98
INLET #4_002531.LAB	3/12/2020	12:25	0.021	1.96	0.09	0.84	0.00	0.33	149.92	0.98
INLET #4_002532.LAB	3/12/2020	12:26	0.009	1.97	0.09	0.84	0.00	0.31	149.97	0.98
INLET #4_002533.LAB	3/12/2020	12:27	0.026	1.96	0.09	0.83	0.00	0.39	150.00	0.98
INLET #4_002534.LAB	3/12/2020	12:28	0.000	1.97	0.09	0.84	0.00	0.37	150.07	0.98
INLET #4_002535.LAB	3/12/2020	12:29	0.010	1.98	0.09	0.84	0.00	0.32	150.16	0.98
INLET #4_002536.LAB	3/12/2020	12:30	0.014	1.96	0.09	0.84	0.00	0.40	150.07	0.98
INLET #4_002537.LAB	3/12/2020	12:31	0.013	1.95	0.09	0.83	0.00	0.27	149.99	0.98
INLET #4_002538.LAB	3/12/2020	12:32	0.047	1.96	0.09	0.83	0.00	0.31	149.94	0.98
INLET #4_002539.LAB	3/12/2020	12:33	0.044	1.99	0.09	0.83	0.00	0.34	150.01	0.98
INLET #4_002540.LAB	3/12/2020	12:34	0.036	1.98	0.09	0.83	0.00	0.37	150.03	0.98
INLET #4_002541.LAB	3/12/2020	12:35	0.014	1.97	0.09	0.83	0.00	0.35	149.95	0.98
INLET #4_002542.LAB	3/12/2020	12:36	0.011	1.98	0.09	0.83	0.00	0.38	149.95	0.98
INLET #4_002543.LAB	3/12/2020	12:37	0.027	1.99	0.09	0.83	0.00	0.39	149.95	0.98
INLET #4_002544.LAB	3/12/2020	12:38	0.023	1.98	0.09	0.83	0.00	0.34	149.99	0.98
INLET #4_002545.LAB	3/12/2020	12:39	0.032	1.98	0.09	0.83	0.00	0.34	150.05	0.98
INLET #4_002546.LAB	3/12/2020	12:40	0.026	1.98	0.09	0.83	0.00	0.35	150.00	0.98
INLET #4_002547.LAB	3/12/2020	12:41	0.000	1.97	0.09	0.83	0.00	0.39	149.97	0.98
INLET #4_002548.LAB	3/12/2020	12:42	0.000	1.99	0.09	0.83	0.00	0.18	149.97	0.98
INLET #4_002549.LAB	3/12/2020	12:43	0.000	1.99	0.09	0.84	0.00	0.06	149.97	0.98
INLET #4_002550.LAB	3/12/2020	12:44	0.000	1.99	0.09	0.84	0.00	0.32	149.97	0.98
INLET #4_002551.LAB	3/12/2020	12:45	0.015	1.98	0.09	0.84	0.00	0.45	149.97	0.98
INLET #4_002552.LAB	3/12/2020	12:46	0.025	1.98	0.09	0.83	0.00	0.37	149.97	0.98
INLET #4_002553.LAB	3/12/2020	12:47	0.000	1.99	0.09	0.84	0.00	0.24	150.00	0.98
INLET #4_002554.LAB	3/12/2020	12:48	0.000	2.00	0.09	0.83	0.00	-0.37	150.04	0.98
INLET #4_002555.LAB	3/12/2020	12:49	0.000	2.00	0.09	0.84	0.00	-0.25	150.11	0.98
INLET #4_002556.LAB	3/12/2020	12:50	0.000	1.99	0.09	0.84	0.00	0.06	150.11	0.98
INLET #4_002557.LAB	3/12/2020	12:51	0.000	2.00	0.09	0.84	0.00	0.29	150.10	0.98
INLET #4_002558.LAB	3/12/2020	12:52	0.000	1.98	0.09	0.84	0.00	0.42	149.99	0.98
INLET #4_002559.LAB	3/12/2020	12:53	0.003	1.99	0.09	0.84	0.00	0.57	149.96	0.98
INLET #4_002560.LAB	3/12/2020	12:54	0.005	1.99	0.09	0.84	0.00	0.54	149.95	0.98
INLET #4_002561.LAB	3/12/2020	12:55	0.005	1.98	0.09	0.84	0.00	0.64	149.94	0.98
INLET #4_002562.LAB	3/12/2020	12:56	0.016	1.97	0.09	0.84	0.00	0.50	149.94	0.98
INLET #4_002563.LAB	3/12/2020	12:57	0.023	2.00	0.09	0.84	0.00	0.53	149.94	0.98

Spectrum	Date	Time	Ethylene ox	METHANE	CO2% 150(	H2O% 150(	SULFUR HI	Ethylene 15	Temp (C)	Pressure (Atm)
INLET #4_002564.LAB	3/12/2020	12:58	0.009	1.96	0.09	0.84	0.00	0.53	149.94	0.98
INLET #4_002565.LAB	3/12/2020	12:59	0.019	1.98	0.09	0.84	0.00	0.55	149.94	0.98
INLET #4_002566.LAB	3/12/2020	13:00	0.009	1.97	0.09	0.84	0.00	0.54	149.94	0.98
INLET #4_002567.LAB	3/12/2020	13:01	0.000	1.97	0.09	0.84	0.00	0.50	149.95	0.98
INLET #4_002568.LAB	3/12/2020	13:02	0.001	1.97	0.09	0.84	0.00	0.51	149.95	0.98
INLET #4_002569.LAB	3/12/2020	13:03	0.013	1.97	0.09	0.84	0.00	0.49	149.97	0.98
INLET #4_002570.LAB	3/12/2020	13:04	0.016	1.97	0.09	0.84	0.00	0.50	150.03	0.98
INLET #4_002571.LAB	3/12/2020	13:05	0.025	1.97	0.09	0.84	0.00	0.55	150.03	0.98
INLET #4_002572.LAB	3/12/2020	13:06	0.042	1.97	0.09	0.84	0.00	0.55	150.11	0.98
INLET #4_002573.LAB	3/12/2020	13:07	0.026	1.98	0.09	0.84	0.00	0.52	150.09	0.98
INLET #4_002574.LAB	3/12/2020	13:08	0.034	1.96	0.09	0.84	0.00	0.49	150.05	0.98
INLET #4_002575.LAB	3/12/2020	13:09	0.010	1.99	0.09	0.85	0.00	0.43	149.98	0.98
INLET #4_002576.LAB	3/12/2020	13:10	0.000	1.98	0.09	0.84	0.00	0.43	149.97	0.98
INLET #4_002577.LAB	3/12/2020	13:11	0.000	1.98	0.09	0.85	0.00	0.39	149.97	0.98
INLET #4_002578.LAB	3/12/2020	13:12	0.000	1.99	0.09	0.84	0.00	0.36	149.97	0.98
INLET #4_002579.LAB	3/12/2020	13:13	0.000	1.97	0.09	0.84	0.00	0.41	149.97	0.98
INLET #4_002580.LAB	3/12/2020	13:14	0.008	1.98	0.09	0.85	0.00	0.43	149.97	0.98
INLET #4_002581.LAB	3/12/2020	13:15	0.008	1.97	0.09	0.85	0.00	0.43	150.03	0.98
INLET #4_002582.LAB	3/12/2020	13:16	0.009	1.98	0.09	0.85	0.00	0.43	150.11	0.98
INLET #4_002583.LAB	3/12/2020	13:17	0.013	1.98	0.09	0.84	0.00	0.41	150.13	0.98
INLET #4_002584.LAB	3/12/2020	13:18	0.011	1.98	0.09	0.84	0.00	0.46	150.10	0.98
INLET #4_002585.LAB	3/12/2020	13:19	0.021	1.98	0.09	0.84	0.00	0.41	150.00	0.98
INLET #4_002586.LAB	3/12/2020	13:20	0.009	1.98	0.09	0.85	0.00	0.40	149.98	0.98
INLET #4_002587.LAB	3/12/2020	13:21	0.000	2.00	0.09	0.84	0.00	0.39	149.98	0.98
INLET #4_002588.LAB	3/12/2020	13:22	0.008	2.01	0.09	0.84	0.00	0.32	149.99	0.98
INLET #4_002589.LAB	3/12/2020	13:23	0.010	1.98	0.09	0.84	0.00	0.35	149.96	0.98
INLET #4_002590.LAB	3/12/2020	13:24	0.016	1.98	0.09	0.84	0.00	0.35	149.92	0.98
INLET #4_002591.LAB	3/12/2020	13:25	0.003	2.01	0.09	0.84	0.00	0.36	149.92	0.98
INLET #4_002592.LAB	3/12/2020	13:26	0.008	1.96	0.09	0.84	0.00	0.29	150.01	0.98
INLET #4_002593.LAB	3/12/2020	13:27	0.000	1.96	0.09	0.85	0.00	0.30	150.01	0.98
INLET #4_002594.LAB	3/12/2020	13:28	0.016	1.96	0.09	0.84	0.00	0.31	150.01	0.98
INLET #4_002595.LAB	3/12/2020	13:29	0.023	1.96	0.09	0.84	0.00	0.42	150.01	0.98
INLET #4_002596.LAB	3/12/2020	13:30	0.016	1.97	0.09	0.84	0.00	0.40	150.01	0.98
INLET #4_002597.LAB	3/12/2020	13:31	0.020	1.96	0.09	0.85	0.00	0.49	150.01	0.97
INLET #4_002598.LAB	3/12/2020	13:32	0.027	1.97	0.09	0.84	0.00	0.40	150.01	0.97
INLET #4_002599.LAB	3/12/2020	13:33	0.031	1.96	0.09	0.84	0.00	0.41	150.01	0.97
INLET #4_002600.LAB	3/12/2020	13:34	0.000	1.98	0.09	0.85	0.00	0.38	150.01	0.97
INLET #4_002601.LAB	3/12/2020	13:35	0.000	1.98	0.09	0.85	0.00	0.37	150.01	0.97
INLET #4_002602.LAB	3/12/2020	13:36	0.009	1.95	0.09	0.85	0.00	0.36	150.01	0.97
INLET #4_002603.LAB	3/12/2020	13:37	0.000	1.96	0.09	0.85	0.00	0.35	149.96	0.97
INLET #4_002604.LAB	3/12/2020	13:38	0.009	1.97	0.09	0.85	0.00	0.32	149.93	0.97
INLET #4_002605.LAB	3/12/2020	13:39	0.000	1.98	0.09	0.85	0.00	0.36	149.93	0.97
INLET #4_002606.LAB	3/12/2020	13:40	0.000	1.95	0.09	0.85	0.00	0.39	149.99	0.97
INLET #4_002607.LAB	3/12/2020	13:41	0.000	1.95	0.09	0.86	0.00	0.40	150.01	0.97
INLET #4_002608.LAB	3/12/2020	13:42	0.000	1.95	0.09	0.86	0.00	0.38	150.01	0.97
INLET #4_002609.LAB	3/12/2020	13:43	0.000	1.95	0.09	0.85	0.00	0.38	150.01	0.97
INLET #4_002610.LAB	3/12/2020	13:44	0.000	1.96	0.09	0.86	0.00	0.46	150.01	0.97
INLET #4_002611.LAB	3/12/2020	13:45	0.023	1.96	0.09	0.86	0.00	0.41	150.01	0.97
INLET #4_002612.LAB	3/12/2020	13:46	0.019	1.95	0.09	0.86	0.00	0.36	150.01	0.97
INLET #4_002613.LAB	3/12/2020	13:47	0.000	1.96	0.09	0.86	0.00	0.38	150.01	0.97
INLET #4_002614.LAB	3/12/2020	13:48	0.022	1.95	0.09	0.86	0.00	0.29	150.01	0.97
INLET #4_002615.LAB	3/12/2020	13:49	0.018	1.97	0.09	0.86	0.00	0.42	150.01	0.97
INLET #4_002616.LAB	3/12/2020	13:50	0.011	1.97	0.09	0.86	0.00	0.33	150.01	0.97
INLET #4_002617.LAB	3/12/2020	13:51	0.003	1.96	0.09	0.86	0.00	0.35	150.01	0.97
INLET #4_002618.LAB	3/12/2020	13:52	0.011	1.95	0.09	0.86	0.00	0.48	150.01	0.97
INLET #4_002619.LAB	3/12/2020	13:53	0.003	1.96	0.09	0.85	0.00	0.40	150.01	0.97
INLET #4_002620.LAB	3/12/2020	13:54	0.004	1.97	0.09	0.86	0.00	0.40	150.01	0.97
INLET #4_002621.LAB	3/12/2020	13:55	0.015	1.97	0.09	0.86	0.00	0.41	150.01	0.97
INLET #4_002622.LAB	3/12/2020	13:56	0.008	1.98	0.09	0.86	0.00	0.29	150.01	0.97
INLET #4_002623.LAB	3/12/2020	13:57	0.016	1.99	0.09	0.86	0.00	0.27	149.96	0.97
INLET #4_002624.LAB	3/12/2020	13:58	0.004	1.98	0.09	0.86	0.00	0.31	149.93	0.97
INLET #4_002625.LAB	3/12/2020	13:59	0.025	2.00	0.09	0.86	0.00	0.34	149.93	0.97
INLET #4_002628.LAB	3/12/2020	14:00	0.012	1.98	0.09	0.86	0.00	0.36	149.94	0.97
INLET #4_002627.LAB	3/12/2020	14:01	0.000	1.98	0.09	0.86	0.00	0.32	150.04	0.97
INLET #4_002628.LAB	3/12/2020	14:02	0.000	1.96	0.09	0.86	0.00	0.23	150.09	0.97
INLET #4_002629.LAB	3/12/2020	14:03	0.000	1.98	0.09	0.86	0.00	0.31	150.09	0.97
INLET #4_002630.LAB	3/12/2020	14:04	0.000	1.99	0.09	0.86	0.00	0.35	150.08	0.97
INLET #4_002631.LAB	3/12/2020	14:05	0.009	1.96	0.09	0.86	0.00	0.32	150.01	0.97
INLET #4_002632.LAB	3/12/2020	14:06	0.027	1.99	0.09	0.86	0.00	0.30	149.98	0.97
INLET #4_002633.LAB	3/12/2020	14:07	0.010	1.96	0.09	0.86	0.00	0.30	149.93	0.97
INLET #4_002634.LAB	3/12/2020	14:08	0.011	1.97	0.09	0.86	0.00	0.24	149.93	0.97
INLET #4_002835.LAB	3/12/2020	14:09	0.000	1.95	0.09	0.86	0.00	0.31	149.98	0.97
INLET #4_002636.LAB	3/12/2020	14:10	0.016	1.99	0.09	0.86	0.00	0.21	150.01	0.97
INLET #4_002637.LAB	3/12/2020	14:11	0.000	1.97	0.09	0.85	0.00	0.29	150.04	0.97
INLET #4_002638.LAB	3/12/2020	14:12	0.022	1.96	0.09	0.86	0.00	0.33	150.05	0.97
INLET #4_002639.LAB	3/12/2020	14:13	0.032	1.97	0.09	0.86	0.00	0.24	150.05	0.97
INLET #4_002640.LAB	3/12/2020	14:14	0.025	1.96	0.09	0.85	0.00	0.20	150.02	0.97
INLET #4_002641.LAB	3/12/2020	14:15	0.022	1.98	0.09	0.85	0.00	0.24	149.98	0.97

Spectrum	Date	Time	Ethylene ox	METHANE	CO2% 150(	H2O% 150(	SULFUR HI	Ethylene 15	Temp (C)	Pressure (Atm)
INLET #4_002642.LAB	3/12/2020	14:16	0.051	1.97	0.09	0.85	0.00	0.23	149.93	0.97
INLET #4_002643.LAB	3/12/2020	14:17	0.028	1.98	0.09	0.86	0.00	0.25	149.93	0.97
INLET #4_002644.LAB	3/12/2020	14:18	0.065	1.97	0.09	0.86	0.00	0.24	149.93	0.97
INLET #4_002645.LAB	3/12/2020	14:19	0.035	2.01	0.09	0.85	0.00	0.22	149.93	0.97
INLET #4_002646.LAB	3/12/2020	14:20	0.055	2.00	0.09	0.86	0.00	0.23	149.98	0.97
INLET #4_002647.LAB	3/12/2020	14:21	0.075	1.99	0.09	0.86	0.00	0.17	150.01	0.97
INLET #4_002648.LAB	3/12/2020	14:22	0.062	2.00	0.09	0.86	0.00	0.11	150.01	0.97
INLET #4_002649.LAB	3/12/2020	14:23	0.077	1.98	0.09	0.86	0.00	0.08	150.01	0.97
INLET #4_002650.LAB	3/12/2020	14:24	0.088	1.99	0.09	0.86	0.00	0.11	150.01	0.97
INLET #4_002651.LAB	3/12/2020	14:25	0.093	1.99	0.09	0.86	0.00	-0.02	150.01	0.97
INLET #4_002652.LAB	3/12/2020	14:26	0.082	2.00	0.09	0.86	0.00	-0.01	150.01	0.97
INLET #4_002653.LAB	3/12/2020	14:27	0.075	1.98	0.09	0.86	0.00	0.09	150.01	0.97
INLET #4_002654.LAB	3/12/2020	14:28	0.078	1.97	0.09	0.86	0.00	0.04	150.02	0.97
INLET #4_002655.LAB	3/12/2020	14:29	0.074	1.97	0.09	0.86	0.00	0.02	150.09	0.97
INLET #4_002656.LAB	3/12/2020	14:30	0.089	1.98	0.09	0.86	0.00	0.03	150.09	0.97
INLET #4_002657.LAB	3/12/2020	14:31	0.100	1.95	0.09	0.86	0.00	0.02	150.04	0.97
INLET #4_002658.LAB	3/12/2020	14:32	0.107	1.99	0.09	0.86	0.00	0.09	150.00	0.97
INLET #4_002659.LAB	3/12/2020	14:33	0.075	2.00	0.09	0.86	0.00	0.08	149.94	0.97
INLET #4_002660.LAB	3/12/2020	14:34	0.093	1.98	0.09	0.86	0.00	0.10	149.93	0.97
INLET #4_002661.LAB	3/12/2020	14:35	0.092	1.98	0.09	0.86	0.00	0.10	149.93	0.97
INLET #4_002662.LAB	3/12/2020	14:36	0.093	2.01	0.09	0.86	0.00	0.02	149.93	0.97
INLET #4_002663.LAB	3/12/2020	14:37	0.068	2.00	0.09	0.86	0.00	0.11	149.93	0.97
INLET #4_002664.LAB	3/12/2020	14:38	0.073	2.00	0.09	0.86	0.00	0.08	149.99	0.97
INLET #4_002665.LAB	3/12/2020	14:39	0.082	2.00	0.09	0.87	0.00	0.03	150.01	0.97
INLET #4_002666.LAB	3/12/2020	14:40	0.074	2.01	0.09	0.87	0.00	0.06	150.01	0.97
INLET #4_002667.LAB	3/12/2020	14:41	0.077	2.00	0.09	0.87	0.00	0.04	150.01	0.97
INLET #4_002668.LAB	3/12/2020	14:42	0.070	1.99	0.09	0.87	0.00	0.07	150.01	0.97
INLET #4_002669.LAB	3/12/2020	14:43	0.083	2.00	0.09	0.87	0.00	0.04	150.01	0.97
INLET #4_002670.LAB	3/12/2020	14:44	0.079	2.00	0.09	0.87	0.00	0.12	150.01	0.97
INLET #4_002671.LAB	3/12/2020	14:45	0.071	2.01	0.09	0.87	0.00	0.01	150.01	0.97
INLET #4_002672.LAB	3/12/2020	14:46	0.057	2.01	0.09	0.87	0.00	0.07	150.10	0.97
INLET #4_002673.LAB	3/12/2020	14:47	0.046	2.00	0.09	0.87	0.00	0.09	150.10	0.97
INLET #4_002674.LAB	3/12/2020	14:48	0.066	1.99	0.09	0.87	0.00	0.10	150.06	0.97
INLET #4_002675.LAB	3/12/2020	14:49	0.049	2.02	0.09	0.87	0.00	0.11	150.02	0.97
INLET #4_002676.LAB	3/12/2020	14:50	0.051	1.98	0.09	0.87	0.00	0.04	149.95	0.97
INLET #4_002677.LAB	3/12/2020	14:51	0.063	1.98	0.09	0.88	0.00	0.03	149.95	0.97
INLET #4_002678.LAB	3/12/2020	14:52	0.068	1.98	0.09	0.88	0.00	0.04	149.96	0.97
INLET #4_002679.LAB	3/12/2020	14:53	0.038	1.97	0.09	0.88	0.00	0.12	150.05	0.97
INLET #4_002680.LAB	3/12/2020	14:54	0.070	1.97	0.09	0.88	0.00	0.11	149.99	0.97
INLET #4_002681.LAB	3/12/2020	14:55	0.066	1.97	0.09	0.88	0.00	0.17	149.96	0.97
INLET #4_002682.LAB	3/12/2020	14:56	0.068	1.96	0.09	0.88	0.00	0.11	149.98	0.97
INLET #4_002683.LAB	3/12/2020	14:57	0.092	1.96	0.09	0.88	0.00	0.13	149.99	0.97
INLET #4_002684.LAB	3/12/2020	14:58	0.077	1.94	0.09	0.88	0.00	0.17	149.98	0.97
INLET #4_002685.LAB	3/12/2020	14:59	0.105	1.96	0.09	0.88	0.00	0.13	149.98	0.97
INLET #4_002686.LAB	3/12/2020	15:00	0.084	1.95	0.09	0.88	0.00	0.16	149.99	0.97
INLET #4_002687.LAB	3/12/2020	15:01	0.095	1.96	0.09	0.88	0.00	0.13	149.99	0.97
INLET #4_002688.LAB	3/12/2020	15:02	0.091	1.96	0.09	0.88	0.00	0.16	149.96	0.97
INLET #4_002689.LAB	3/12/2020	15:03	0.105	1.96	0.09	0.88	0.00	0.17	149.92	0.97
INLET #4_002690.LAB	3/12/2020	15:04	0.100	1.96	0.09	0.88	0.00	0.23	149.92	0.97
INLET #4_002691.LAB	3/12/2020	15:05	0.385	1.97	0.09	0.88	0.00	0.12	149.98	0.97
INLET #4_002692.LAB	3/12/2020	15:06	0.457	2.02	0.09	0.89	0.00	0.04	150.03	0.97
INLET #4_002693.LAB	3/12/2020	15:07	0.514	2.00	0.09	0.89	0.00	0.10	150.07	0.97
INLET #4_002694.LAB	3/12/2020	15:08	0.616	2.02	0.09	0.89	0.00	0.10	150.08	0.97
INLET #4_002695.LAB	3/12/2020	15:09	0.617	2.00	0.09	0.89	0.00	0.03	150.16	0.97
INLET #4_002696.LAB	3/12/2020	15:10	0.738	2.01	0.09	0.89	0.00	0.05	150.06	0.97
INLET #4_002697.LAB	3/12/2020	15:11	0.897	2.03	0.09	0.89	0.00	0.02	149.99	0.97
INLET #4_002698.LAB	3/12/2020	15:12	0.927	2.04	0.09	0.89	0.00	-0.11	149.93	0.97
INLET #4_002699.LAB	3/12/2020	15:13	0.997	2.05	0.09	0.89	0.00	-0.14	149.97	0.97
INLET #4_002700.LAB	3/12/2020	15:14	1.185	2.06	0.10	0.90	0.00	-0.17	150.03	0.97
INLET #4_002701.LAB	3/12/2020	15:15	1.295	2.07	0.10	0.90	0.00	-0.17	149.99	0.97
INLET #4_002702.LAB	3/12/2020	15:16	1.448	2.07	0.10	0.90	0.00	-0.31	149.95	0.97
INLET #4_002703.LAB	3/12/2020	15:17	1.386	2.07	0.10	0.90	0.00	-0.39	149.95	0.97
INLET #4_002704.LAB	3/12/2020	15:18	1.352	2.07	0.10	0.90	0.00	-0.32	150.01	0.97
INLET #4_002705.LAB	3/12/2020	15:19	1.209	2.06	0.10	0.90	0.00	-0.26	150.05	0.97
INLET #4_002706.LAB	3/12/2020	15:20	1.309	2.08	0.10	0.90	0.00	-0.23	150.01	0.97
INLET #4_002707.LAB	3/12/2020	15:21	1.445	2.06	0.10	0.89	0.00	-0.26	149.99	0.97
INLET #4_002708.LAB	3/12/2020	15:22	1.195	2.06	0.09	0.90	0.00	-0.21	149.99	0.97
INLET #4_002709.LAB	3/12/2020	15:23	1.128	2.04	0.09	0.89	0.00	-0.08	150.00	0.97
INLET #4_002710.LAB	3/12/2020	15:24	1.009	2.03	0.09	0.90	0.00	-0.05	149.98	0.97
INLET #4_002711.LAB	3/12/2020	15:25	0.855	2.03	0.09	0.90	0.00	-0.02	150.00	0.97
INLET #4_002712.LAB	3/12/2020	15:26	0.758	2.00	0.09	0.90	0.00	0.04	149.99	0.97
INLET #4_002713.LAB	3/12/2020	15:27	0.640	2.02	0.09	0.90	0.00	-0.01	150.00	0.97
INLET #4_002714.LAB	3/12/2020	15:28	0.571	2.00	0.09	0.90	0.00	0.08	150.00	0.97
INLET #4_002715.LAB	3/12/2020	15:29	0.546	2.00	0.09	0.89	0.00	0.07	150.00	0.97
INLET #4_002716.LAB	3/12/2020	15:30	0.505	2.00	0.09	0.90	0.00	-0.01	150.00	0.97
INLET #4_002717.LAB	3/12/2020	15:31	0.443	2.00	0.09	0.90	0.00	0.07	150.03	0.97
INLET #4_002718.LAB	3/12/2020	15:32	0.389	1.99	0.09	0.89	0.00	0.08	150.01	0.97
INLET #4_002719.LAB	3/12/2020	15:33	0.378	1.99	0.09	0.89	0.00	0.04	150.01	0.97

Spectrum	Date	Time	Ethylene ox	METHANE	CO2% 150(	H2O% 150(	SULFUR HI	Ethylene 15	Temp (C)	Pressure (Atm)
INLET #4_002720.LAB	3/12/2020	15:34	0.369	1.99	0.09	0.89	0.00	0.07	149.99	0.97
INLET #4_002721.LAB	3/12/2020	15:35	0.336	1.99	0.09	0.90	0.00	-0.01	150.01	0.97
INLET #4_002722.LAB	3/12/2020	15:36	0.355	2.02	0.09	0.90	0.00	-0.06	150.00	0.97
INLET #4_002723.LAB	3/12/2020	15:37	0.305	2.01	0.09	0.90	0.00	-0.06	150.00	0.97
INLET #4_002724.LAB	3/12/2020	15:38	0.296	1.99	0.09	0.90	0.00	-0.06	149.98	0.97
INLET #4_002725.LAB	3/12/2020	15:39	0.301	1.99	0.09	0.89	0.00	-0.07	149.99	0.97
INLET #4_002726.LAB	3/12/2020	15:41	0.285	1.99	0.09	0.90	0.00	-0.13	150.00	0.97
INLET #4_002727.LAB	3/12/2020	15:42	0.292	2.01	0.09	0.90	0.00	-0.08	149.99	0.97
INLET #4_002728.LAB	3/12/2020	15:43	0.293	1.99	0.09	0.90	0.00	-0.13	149.98	0.97
INLET #4_002729.LAB	3/12/2020	15:44	0.268	1.99	0.09	0.90	0.00	-0.15	149.98	0.97
INLET #4_002730.LAB	3/12/2020	15:45	0.255	1.99	0.09	0.90	0.00	-0.09	149.98	0.97
INLET #4_002731.LAB	3/12/2020	15:46	0.233	1.99	0.09	0.90	0.00	-0.10	150.00	0.97
INLET #4_002732.LAB	3/12/2020	15:47	0.246	1.98	0.09	0.90	0.00	-0.09	150.00	0.97
INLET #4_002733.LAB	3/12/2020	15:48	0.223	1.98	0.09	0.90	0.00	-0.10	150.03	0.97
INLET #4_002734.LAB	3/12/2020	15:49	0.236	1.99	0.09	0.90	0.00	-0.06	149.96	0.97
INLET #4_002735.LAB	3/12/2020	15:50	0.203	2.00	0.09	0.90	0.00	-0.05	149.97	0.97
INLET #4_002736.LAB	3/12/2020	15:51	0.194	1.99	0.09	0.90	0.00	-0.08	150.05	0.97
INLET #4_002737.LAB	3/12/2020	15:52	0.187	1.99	0.09	0.90	0.00	-0.07	150.05	0.97
INLET #4_002738.LAB	3/12/2020	15:53	0.180	1.99	0.09	0.90	0.00	-0.13	149.99	0.97
INLET #4_002739.LAB	3/12/2020	15:54	0.205	1.99	0.09	0.91	0.00	-0.21	150.01	0.97
INLET #4_002740.LAB	3/12/2020	15:55	0.194	2.02	0.09	0.90	0.00	-0.21	150.01	0.97
INLET #4_002741.LAB	3/12/2020	15:56	0.181	1.99	0.09	0.90	0.00	-0.20	150.00	0.97
INLET #4_002742.LAB	3/12/2020	15:57	0.183	2.02	0.09	0.90	0.00	-0.26	150.02	0.97
INLET #4_002743.LAB	3/12/2020	15:58	0.163	1.99	0.09	0.90	0.00	-0.31	149.96	0.97
INLET #4_002744.LAB	3/12/2020	15:59	0.163	1.99	0.09	0.91	0.00	-0.18	150.01	0.97
INLET #4_002745.LAB	3/12/2020	16:00	0.172	2.02	0.09	0.91	0.00	-0.30	150.01	0.97
INLET #4_002746.LAB	3/12/2020	16:01	0.148	2.02	0.09	0.90	0.00	-0.31	149.99	0.97
INLET #4_002747.LAB	3/12/2020	16:02	0.160	2.01	0.09	0.91	0.00	-0.35	150.02	0.97
INLET #4_002748.LAB	3/12/2020	16:03	0.155	1.99	0.09	0.91	0.00	-0.34	149.96	0.97
INLET #4_002749.LAB	3/12/2020	16:04	0.135	1.98	0.09	0.91	0.00	-0.27	150.03	0.97
INLET #4_002750.LAB	3/12/2020	16:05	0.134	1.98	0.09	0.91	0.00	-0.27	149.96	0.97
INLET #4_002751.LAB	3/12/2020	16:06	0.131	2.01	0.09	0.90	0.00	-0.29	149.96	0.97
INLET #4_002752.LAB	3/12/2020	16:07	0.123	2.00	0.09	0.91	0.00	-0.33	150.03	0.97
INLET #4_002753.LAB	3/12/2020	16:08	0.084	2.02	0.09	0.91	0.00	-0.32	149.99	0.97
INLET #4_002754.LAB	3/12/2020	16:09	0.113	1.99	0.09	0.92	0.00	-0.33	149.99	0.97
INLET #4_002755.LAB	3/12/2020	16:10	0.104	2.02	0.09	0.91	0.00	-0.37	150.03	0.97
INLET #4_002756.LAB	3/12/2020	16:11	0.104	2.01	0.09	0.92	0.00	-0.31	149.98	0.97
INLET #4_002757.LAB	3/12/2020	16:12	0.103	2.02	0.09	0.92	0.00	-0.45	149.93	0.97
INLET #4_002758.LAB	3/12/2020	16:13	0.075	2.01	0.09	0.93	0.00	-0.37	150.02	0.97
INLET #4_002759.LAB	3/12/2020	16:14	0.090	2.01	0.09	0.92	0.00	-0.42	150.02	0.97
INLET #4_002760.LAB	3/12/2020	16:15	0.085	1.99	0.09	0.92	0.00	-0.36	150.01	0.97
INLET #4_002761.LAB	3/12/2020	16:16	0.072	2.03	0.09	0.92	0.00	-0.40	150.01	0.97
INLET #4_002762.LAB	3/12/2020	16:17	0.063	2.00	0.09	0.92	0.00	-0.37	150.03	0.97
INLET #4_002763.LAB	3/12/2020	16:18	0.074	2.01	0.09	0.92	0.00	-0.48	150.01	0.97
INLET #4_002764.LAB	3/12/2020	16:19	0.045	2.02	0.09	0.93	0.00	-0.47	149.95	0.97
INLET #4_002785.LAB	3/12/2020	16:20	0.049	2.02	0.09	0.93	0.00	-0.52	149.95	0.97
INLET #4_002766.LAB	3/12/2020	16:21	0.047	2.03	0.09	0.92	0.00	-0.50	150.03	0.97
INLET #4_002767.LAB	3/12/2020	16:22	0.045	2.04	0.09	0.93	0.00	-0.57	150.05	0.97
INLET #4_002768.LAB	3/12/2020	16:23	0.033	2.03	0.09	0.93	0.00	-0.56	150.02	0.97
INLET #4_002769.LAB	3/12/2020	16:24	0.027	2.04	0.09	0.92	0.00	-0.59	149.98	0.97
INLET #4_002770.LAB	3/12/2020	16:25	0.015	2.04	0.09	0.92	0.00	-0.63	150.04	0.97
INLET #4_002771.LAB	3/12/2020	16:26	0.029	2.03	0.09	0.93	0.00	-0.62	149.98	0.97
INLET #4_002772.LAB	3/12/2020	16:27	0.016	2.01	0.09	0.92	0.00	-0.54	149.98	0.97
INLET #4_002773.LAB	3/12/2020	16:28	0.016	2.03	0.09	0.92	0.00	-0.61	149.98	0.97
INLET #4_002774.LAB	3/12/2020	16:29	0.027	2.02	0.09	0.92	0.00	-0.62	149.90	0.97
INLET #4_002775.LAB	3/12/2020	16:30	0.021	2.04	0.09	0.92	0.00	-0.62	149.90	0.97
INLET #4_002776.LAB	3/12/2020	16:31	0.010	2.02	0.09	0.92	0.00	-0.66	150.00	0.97
INLET #4_002777.LAB	3/12/2020	16:32	0.004	2.04	0.09	0.93	0.00	-0.68	150.07	0.97
INLET #4_002778.LAB	3/12/2020	16:33	0.019	2.04	0.09	0.92	0.00	-0.62	150.07	0.97
INLET #4_002779.LAB	3/12/2020	16:34	0.019	2.02	0.09	0.93	0.00	-0.67	150.06	0.97
INLET #4_002780.LAB	3/12/2020	16:35	0.007	2.03	0.09	0.92	0.00	-0.65	150.00	0.97
INLET #4_002781.LAB	3/12/2020	16:36	0.029	2.05	0.09	0.92	0.00	-0.75	150.04	0.97
INLET #4_002782.LAB	3/12/2020	16:37	0.016	2.03	0.09	0.92	0.00	-0.67	150.01	0.97
INLET #4_002783.LAB	3/12/2020	16:38	0.008	2.03	0.09	0.92	0.00	-0.73	150.01	0.97
INLET #4_002784.LAB	3/12/2020	16:39	0.021	2.04	0.09	0.91	0.00	-0.71	149.99	0.97
INLET #4_002785.LAB	3/12/2020	16:40	0.025	2.05	0.09	0.91	0.00	-0.74	149.97	0.97
INLET #4_002786.LAB	3/12/2020	16:41	0.030	2.04	0.09	0.91	0.00	-0.72	149.97	0.97
INLET #4_002787.LAB	3/12/2020	16:42	0.032	2.05	0.09	0.91	0.00	-0.74	149.97	0.97
INLET #4_002788.LAB	3/12/2020	16:43	0.025	2.04	0.09	0.92	0.00	-0.76	149.97	0.97
INLET #4_002789.LAB	3/12/2020	16:44	0.037	2.06	0.09	0.92	0.00	-0.77	149.97	0.97
INLET #4_002790.LAB	3/12/2020	16:45	0.035	2.06	0.09	0.92	0.00	-0.76	149.97	0.97
INLET #4_002791.LAB	3/12/2020	16:46	0.036	2.06	0.09	0.91	0.00	-0.84	150.00	0.97
INLET #4_002792.LAB	3/12/2020	16:47	0.029	2.06	0.09	0.91	0.00	-0.79	150.01	0.97
INLET #4_002793.LAB	3/12/2020	16:48	0.021	2.03	0.09	0.91	0.00	-0.79	150.01	0.97
INLET #4_002794.LAB	3/12/2020	16:49	0.030	2.07	0.09	0.91	0.00	-0.80	150.01	0.97
INLET #4_002795.LAB	3/12/2020	16:50	0.031	2.07	0.09	0.91	0.00	-0.86	150.01	0.97
INLET #4_002796.LAB	3/12/2020	16:51	0.039	2.04	0.09	0.92	0.00	-0.89	150.01	0.97
INLET #4_002797.LAB	3/12/2020	16:52	0.025	2.06	0.09	0.91	0.00	-0.85	150.01	0.97

Spectrum	Date	Time	Ethylene ox	METHANE	CO2% 150(	H2O% 150(	SULFUR HI	Ethylene 15	Temp (C)	Pressure (Atm)
INLET #4_002798.LAB	3/12/2020	16:53	0.046	2.05	0.09	0.92	0.00	-0.90	150.10	0.97
INLET #4_002799.LAB	3/12/2020	16:54	0.038	2.06	0.09	0.91	0.00	-0.95	150.08	0.97
INLET #4_002800.LAB	3/12/2020	16:55	0.065	2.05	0.09	0.91	0.00	-0.92	149.98	0.97
INLET #4_002801.LAB	3/12/2020	16:56	0.039	2.04	0.09	0.92	0.00	-0.89	149.99	0.97
INLET #4_002802.LAB	3/12/2020	16:57	0.015	2.04	0.09	0.92	0.00	-0.87	149.99	0.97
INLET #4_002803.LAB	3/12/2020	16:58	0.016	2.03	0.09	0.92	0.00	-0.88	149.96	0.97
INLET #4_002804.LAB	3/12/2020	16:59	0.018	2.03	0.09	0.92	0.00	-0.82	149.96	0.97
INLET #4_002805.LAB	3/12/2020	17:00	0.008	2.00	0.09	0.93	0.00	-0.76	149.96	0.97
INLET #4_002806.LAB	3/12/2020	17:01	0.008	2.02	0.09	0.94	0.00	-0.82	149.96	0.97
INLET #4_002807.LAB	3/12/2020	17:02	0.000	2.01	0.09	0.93	0.00	-0.74	150.01	0.97
INLET #4_002808.LAB	3/12/2020	17:03	0.019	2.01	0.09	0.93	0.00	-0.88	150.06	0.97
INLET #4_002809.LAB	3/12/2020	17:04	0.000	2.02	0.09	0.93	0.00	-0.81	150.06	0.97
INLET #4_002810.LAB	3/12/2020	17:05	0.000	2.04	0.09	0.93	0.00	-0.86	150.03	0.97
INLET #4_002811.LAB	3/12/2020	17:06	0.000	2.05	0.09	0.94	0.00	-0.92	150.03	0.97
INLET #4_002812.LAB	3/12/2020	17:07	0.006	2.06	0.09	0.93	0.00	-1.04	149.93	0.97
INLET #4_002813.LAB	3/12/2020	17:08	0.000	2.04	0.09	0.94	0.00	-1.00	149.91	0.97
INLET #4_002814.LAB	3/12/2020	17:09	0.004	2.04	0.09	0.93	0.00	-1.10	149.91	0.97
INLET #4_002815.LAB	3/12/2020	17:10	0.001	2.04	0.09	0.94	0.00	-1.15	150.01	0.97
INLET #4_002816.LAB	3/12/2020	17:11	0.000	2.02	0.09	0.95	0.00	-1.13	150.01	0.97
INLET #4_002817.LAB	3/12/2020	17:12	0.037	1.98	0.09	0.95	0.00	-1.00	150.01	0.97
INLET #4_002818.LAB	3/12/2020	17:13	0.024	1.99	0.09	0.96	0.00	-0.85	150.08	0.97
INLET #4_002819.LAB	3/12/2020	17:14	0.000	1.98	0.09	0.98	0.00	-0.85	150.06	0.97
INLET #4_002820.LAB	3/12/2020	17:15	0.000	1.98	0.09	0.99	0.00	-0.90	149.96	0.97
INLET #4_002821.LAB	3/12/2020	17:16	0.043	1.98	0.09	1.00	0.00	-0.98	149.94	0.97
INLET #4_002822.LAB	3/12/2020	17:17	0.048	1.96	0.09	1.01	0.00	-0.93	149.96	0.97
INLET #4_002823.LAB	3/12/2020	17:18	0.014	1.98	0.08	1.02	0.00	-0.92	150.04	0.97
INLET #4_002824.LAB	3/12/2020	17:19	0.032	1.98	0.08	1.03	0.00	-1.01	150.04	0.97
INLET #4_002825.LAB	3/12/2020	17:20	0.022	2.00	0.08	1.04	0.00	-1.01	150.06	0.97
INLET #4_002826.LAB	3/12/2020	17:21	0.055	1.99	0.08	1.04	0.00	-1.14	149.99	0.97
INLET #4_002827.LAB	3/12/2020	17:22	0.017	2.00	0.08	1.04	0.00	-0.95	149.98	0.97
INLET #4_002828.LAB	3/12/2020	17:23	0.073	2.00	0.08	1.04	0.00	-1.03	149.98	0.97
INLET #4_002829.LAB	3/12/2020	17:24	0.055	1.99	0.08	1.04	0.00	-1.05	149.98	0.97
INLET #4_002830.LAB	3/12/2020	17:25	0.073	1.97	0.08	1.04	0.00	-0.96	150.01	0.97
INLET #4_002831.LAB	3/12/2020	17:26	0.030	1.97	0.08	1.04	0.00	-0.99	150.03	0.97
INLET #4_002832.LAB	3/12/2020	17:27	0.062	1.97	0.08	1.05	0.00	-0.99	149.98	0.97
INLET #4_002833.LAB	3/12/2020	17:28	0.037	1.97	0.08	1.05	0.00	-0.96	149.92	0.97
INLET #4_002834.LAB	3/12/2020	17:29	0.035	1.98	0.08	1.05	0.00	-0.96	149.91	0.97
INLET #4_002835.LAB	3/12/2020	17:30	0.014	1.99	0.08	1.05	0.00	-1.01	149.93	0.97
INLET #4_002836.LAB	3/12/2020	17:31	0.035	1.99	0.08	1.05	0.00	-1.07	150.07	0.97
INLET #4_002837.LAB	3/12/2020	17:32	0.013	1.96	0.08	1.05	0.00	-1.10	150.08	0.97
INLET #4_002838.LAB	3/12/2020	17:33	0.025	2.00	0.08	1.05	0.00	-1.14	150.08	0.97
INLET #4_002839.LAB	3/12/2020	17:34	0.000	1.99	0.08	1.05	0.00	-1.05	150.03	0.97
INLET #4_002840.LAB	3/12/2020	17:35	0.009	2.00	0.08	1.05	0.00	-1.15	150.03	0.97
INLET #4_002841.LAB	3/12/2020	17:36	0.000	1.99	0.08	1.06	0.00	-1.15	149.94	0.97
INLET #4_002842.LAB	3/12/2020	17:37	0.000	1.97	0.08	1.06	0.00	-1.11	149.94	0.97
INLET #4_002843.LAB	3/12/2020	17:38	0.003	1.97	0.08	1.06	0.00	-1.11	149.94	0.97
INLET #4_002844.LAB	3/12/2020	17:39	0.001	1.99	0.08	1.07	0.00	-1.12	149.94	0.97
INLET #4_002845.LAB	3/12/2020	17:40	0.000	1.99	0.08	1.07	0.00	-1.16	149.94	0.97
INLET #4_002846.LAB	3/12/2020	17:41	0.000	1.99	0.08	1.07	0.00	-1.10	150.02	0.97
INLET #4_002847.LAB	3/12/2020	17:42	0.000	2.00	0.08	1.07	0.00	-1.20	150.02	0.97
INLET #4_002848.LAB	3/12/2020	17:43	0.000	1.98	0.08	1.07	0.00	-1.14	150.07	0.97
INLET #4_002849.LAB	3/12/2020	17:44	0.000	2.00	0.08	1.07	0.00	-1.20	150.12	0.97
INLET #4_002850.LAB	3/12/2020	17:45	0.000	1.99	0.08	1.07	0.00	-1.21	150.05	0.97
INLET #4_002851.LAB	3/12/2020	17:46	0.000	1.98	0.08	1.07	0.00	-1.20	149.98	0.97
INLET #4_002852.LAB	3/12/2020	17:47	0.000	2.00	0.08	1.07	0.00	-1.16	150.00	0.97
INLET #4_002853.LAB	3/12/2020	17:48	0.000	1.99	0.08	1.07	0.00	-1.22	149.93	0.97
INLET #4_002854.LAB	3/12/2020	17:49	0.000	1.96	0.08	1.08	0.00	-1.21	149.90	0.97
INLET #4_002855.LAB	3/12/2020	17:50	0.000	1.99	0.08	1.08	0.00	-1.34	149.98	0.97
INLET #4_002856.LAB	3/12/2020	17:51	0.000	1.99	0.08	1.07	0.00	-1.30	149.99	0.97
INLET #4_002857.LAB	3/12/2020	17:52	0.000	1.98	0.08	1.08	0.00	-1.30	149.99	0.97
INLET #4_002858.LAB	3/12/2020	17:53	0.000	1.97	0.08	1.07	0.00	-1.31	150.06	0.97
INLET #4_002859.LAB	3/12/2020	17:54	0.000	1.98	0.08	1.07	0.00	-1.36	150.06	0.97
INLET #4_002860.LAB	3/12/2020	17:55	0.000	1.97	0.08	1.07	0.00	-1.34	149.98	0.97
INLET #4_002861.LAB	3/12/2020	17:56	0.000	1.96	0.08	1.07	0.00	-1.29	149.92	0.97
INLET #4_002862.LAB	3/12/2020	17:57	0.000	1.96	0.08	1.08	0.00	-1.36	149.93	0.97
INLET #4_002863.LAB	3/12/2020	17:58	0.000	1.97	0.08	1.08	0.00	-1.36	150.02	0.97
INLET #4_002864.LAB	3/12/2020	17:59	0.000	1.95	0.08	1.08	0.00	-1.31	150.02	0.97
INLET #4_002865.LAB	3/12/2020	18:00	0.000	1.96	0.08	1.08	0.00	-1.36	150.02	0.97
INLET #4_002866.LAB	3/12/2020	18:01	0.000	1.96	0.08	1.08	0.00	-1.30	150.05	0.97
INLET #4_002867.LAB	3/12/2020	18:02	0.000	1.96	0.08	1.08	0.00	-1.29	150.08	0.97
INLET #4_002868.LAB	3/12/2020	18:03	0.000	1.96	0.08	1.08	0.00	-1.36	149.98	0.97
INLET #4_002869.LAB	3/12/2020	18:04	0.000	1.95	0.08	1.08	0.00	-1.30	149.96	0.97
INLET #4_002870.LAB	3/12/2020	18:05	0.000	1.95	0.08	1.09	0.00	-1.33	149.97	0.97
INLET #4_002871.LAB	3/12/2020	18:06	0.000	1.96	0.08	1.08	0.00	-1.29	150.05	0.97
INLET #4_002872.LAB	3/12/2020	18:07	0.000	1.95	0.08	1.08	0.00	-1.32	150.01	0.97
INLET #4_002873.LAB	3/12/2020	18:08	0.000	1.96	0.08	1.08	0.00	-1.31	149.98	0.97
INLET #4_002874.LAB	3/12/2020	18:09	0.000	1.98	0.08	1.08	0.00	-1.33	149.98	0.97
INLET #4_002875.LAB	3/12/2020	18:10	0.000	1.99	0.08	1.08	0.00	-1.39	149.98	0.97

Spectrum	Date	Time	Ethylene ox	METHANE	CO2% 150(	H2O% 150(	SULFUR HI	Ethylene 15	Temp (C)	Pressure (Atm)	
INLET #4_002876.LAB	3/12/2020	18:11	0.000	1.98	0.08	1.08	0.00	-1.35	149.98	0.97	
INLET #4_002877.LAB	3/12/2020	18:12	0.000	1.97	0.08	1.08	0.00	-1.50	149.98	0.97	
INLET #4_002878.LAB	3/12/2020	18:13	0.000	1.99	0.08	1.08	0.00	-1.47	149.98	0.97	
INLET #4_002879.LAB	3/12/2020	18:14	0.000	1.95	0.08	1.09	0.00	-1.45	149.98	0.97	
INLET #4_002880.LAB	3/12/2020	18:15	0.000	1.98	0.08	1.09	0.00	-1.57	150.04	0.97	
INLET #4_002881.LAB	3/12/2020	18:16	0.000	1.96	0.08	1.09	0.00	-1.55	150.06	0.97	
INLET #4_002882.LAB	3/12/2020	18:17	0.000	1.96	0.08	1.09	0.00	-1.49	150.03	0.97	
INLET #4_002883.LAB	3/12/2020	18:18	0.000	1.96	0.08	1.09	0.00	-1.52	149.99	0.97	
INLET #4_002884.LAB	3/12/2020	18:19	0.000	1.97	0.08	1.09	0.00	-1.52	149.99	0.97	
INLET #4_002885.LAB	3/12/2020	18:20	0.000	1.95	0.08	1.09	0.00	-1.51	149.99	0.97	
INLET #4_002886.LAB	3/12/2020	18:21	0.000	1.95	0.08	1.09	0.00	-1.46	149.99	0.97	
INLET #4_002887.LAB	3/12/2020	18:22	0.000	1.95	0.08	1.09	0.00	-1.50	149.99	0.97	
INLET #4_002888.LAB	3/12/2020	18:23	0.000	1.95	0.08	1.09	0.00	-1.47	150.05	0.97	
INLET #4_002889.LAB	3/12/2020	18:24	0.003	1.95	0.08	1.08	0.00	-1.52	150.00	0.97	
INLET #4_002890.LAB	3/12/2020	18:25	0.007	1.93	0.08	1.09	0.00	-1.44	150.00	0.97	
INLET #4_002891.LAB	3/12/2020	18:26	0.011	1.94	0.08	1.09	0.00	-1.49	150.00	0.97	
INLET #4_002892.LAB	3/12/2020	18:27	0.000	1.93	0.08	1.08	0.00	-1.44	150.00	0.97	
INLET #4_002893.LAB	3/12/2020	18:28	0.000	1.93	0.08	1.09	0.00	-1.48	150.00	0.97	
INLET #4_002894.LAB	3/12/2020	18:29	0.000	1.93	0.08	1.09	0.00	-1.43	150.00	0.97	
INLET #4_002895.LAB	3/12/2020	18:30	0.020	1.94	0.08	1.09	0.00	-1.45	150.00	0.97	
INLET #4_002896.LAB	3/12/2020	18:31	0.004	1.92	0.08	1.09	0.00	-1.52	150.00	0.97	
INLET #4_002897.LAB	3/12/2020	18:32	0.017	1.94	0.08	1.08	0.00	-1.51	149.93	0.97	
INLET #4_002898.LAB	3/12/2020	18:33	0.185	1.96	0.08	1.08	0.00	-1.56	149.92	0.97	
INLET #4_002899.LAB	3/12/2020	18:34	0.072	1.96	0.08	1.09	0.00	-1.55	149.92	0.97	
INLET #4_002900.LAB	3/12/2020	18:35	0.037	1.92	0.08	1.09	0.00	-1.53	149.96	0.97	
INLET #4_002901.LAB	3/12/2020	18:36	0.036	1.95	0.08	1.09	0.00	-1.58	150.00	0.97	
INLET #4_002902.LAB	3/12/2020	18:37	0.038	1.94	0.08	1.09	0.00	-1.51	150.00	0.97	
INLET #4_002903.LAB	3/12/2020	18:38	0.041	1.97	0.08	1.09	0.00	-1.55	150.00	0.97	
INLET #4_002904.LAB	3/12/2020	18:39	0.034	1.95	0.08	1.09	0.00	-1.58	150.00	0.97	
INLET #4_002905.LAB	3/12/2020	18:40	0.010	1.96	0.08	1.09	0.00	-1.70	150.00	0.97	0.03
INLET #4_002906.LAB	3/12/2020	18:41	-0.011	1.94	0.08	1.09	0.00	-1.67	150.05	0.97	
INLET #4_002907.LAB	3/12/2020	18:42	-0.039	1.95	0.08	1.09	0.00	-1.68	150.09	0.97	
INLET #4_002908.LAB	3/12/2020	18:43	-0.007	1.94	0.08	1.09	0.00	-1.78	150.03	0.97	
INLET #4_002909.LAB	3/12/2020	18:44	0.068	1.94	0.08	1.09	0.00	-2.24	150.00	0.97	
INLET #4_002910.LAB	3/12/2020	18:45	0.158	1.94	0.08	1.09	0.00	-2.01	149.99	0.97	
INLET #4_002911.LAB	3/12/2020	18:46	0.188	1.91	0.08	1.09	0.00	-1.71	149.98	0.97	
INLET #4_002912.LAB	3/12/2020	18:47	0.162	1.00	0.04	0.56	0.00	-2.28	150.00	0.98	
INLET #4_002913.LAB	3/12/2020	18:48	-0.001	-0.03	0.00	-0.01	0.00	-2.59	149.96	0.99	
INLET #4_002914.LAB	3/12/2020	18:49	-0.002	-0.01	0.00	-0.01	0.00	-2.60	149.97	0.99	
INLET #4_002915.LAB	3/12/2020	18:50	0.008	-0.02	0.00	-0.01	0.00	-2.57	149.98	0.99	
INLET #4_002916.LAB	3/12/2020	18:51	0.011	0.00	0.00	-0.02	0.00	-2.57	149.97	0.99	
INLET #4_002917.LAB	3/12/2020	18:52	0.034	-0.01	0.00	-0.01	0.10	-0.13	149.98	0.99	
INLET #4_002918.LAB	3/12/2020	18:53	0.466	0.01	0.00	0.00	5.07	99.86	149.96	0.98	
INLET #4_002919.LAB	3/12/2020	18:54	0.083	0.01	0.00	-0.01	5.13	101.10	150.00	0.98	
INLET #4_002920.LAB	3/12/2020	18:55	0.075	0.01	0.00	-0.01	5.12	101.06	150.02	0.98	
INLET #4_002921.LAB	3/12/2020	18:56	0.065	0.02	0.00	-0.01	5.13	101.03	149.98	0.98	
INLET #4_002922.LAB	3/12/2020	18:57	0.063	0.01	0.00	-0.01	5.13	101.01	150.00	0.98	
INLET #4_002923.LAB	3/12/2020	18:58	0.050	0.00	0.00	-0.01	5.13	101.03	149.98	0.98	
INLET #4_002924.LAB	3/12/2020	18:59	0.115	0.02	0.00	-0.01	5.13	101.17	150.01	0.98	

Spectrum	Date	Time	Ethylene ox	METHANE	CO2% 150(	H2O% 150(	SULFUR HI	Ethylene 15	Temp (C)	Pressure (Atm)	
INLET #4_002925.LAB	3/12/2020	19:00	-0.021	0.00	0.00	-0.02	5.13	102.31	150.06	0.98	
INLET #4_002926.LAB	3/12/2020	19:00	0.020	0.00	0.00	-0.01	5.13	102.26	150.04	0.98	
INLET #4_002927.LAB	3/12/2020	19:00	0.016	0.01	0.00	-0.01	5.13	102.69	149.97	0.98	
INLET #4_002928.LAB	3/12/2020	19:01	0.018	-0.01	0.00	-0.01	5.13	102.24	149.97	0.98	
INLET #4_002929.LAB	3/12/2020	19:01	-0.006	0.01	0.00	-0.01	5.13	102.31	149.97	0.98	
INLET #4_002930.LAB	3/12/2020	19:01	0.020	0.03	0.00	-0.01	5.13	102.46	149.96	0.98	102.43
INLET #4_002931.LAB	3/12/2020	19:01	-0.017	0.02	0.00	-0.01	5.14	102.53	149.96	0.98	
INLET #4_002932.LAB	3/12/2020	19:02	0.006	0.01	0.00	-0.01	5.13	102.52	149.96	0.98	
INLET #4_002933.LAB	3/12/2020	19:02	-0.008	0.04	0.00	-0.01	5.13	102.60	150.03	0.98	
INLET #4_002934.LAB	3/12/2020	19:02	-0.018	0.03	0.00	-0.01	5.14	102.48	150.03	0.98	
INLET #4_002935.LAB	3/12/2020	19:02	-0.018	-0.01	0.00	-0.01	5.13	102.24	150.03	0.97	
INLET #4_002936.LAB	3/12/2020	19:03	6.031	-0.01	0.00	0.00	1.85	32.49	150.03	0.98	
INLET #4_002937.LAB	3/12/2020	19:03	7.647	0.02	0.00	-0.01	0.63	-4.72	150.00	0.98	
INLET #4_002938.LAB	3/12/2020	19:03	7.183	0.02	0.00	-0.01	0.61	-4.86	149.95	0.98	
INLET #4_002939.LAB	3/12/2020	19:03	6.104	0.00	0.00	0.00	0.58	-3.46	150.01	0.98	
INLET #4_002940.LAB	3/12/2020	19:04	8.755	-0.03	0.00	-0.01	0.56	-2.82	150.01	0.98	
INLET #4_002941.LAB	3/12/2020	19:04	9.295	-0.01	0.00	-0.01	0.56	-2.64	150.01	0.98	
INLET #4_002942.LAB	3/12/2020	19:04	9.592	-0.02	0.00	-0.01	0.56	-2.80	149.99	0.98	
INLET #4_002943.LAB	3/12/2020	19:04	9.880	0.02	0.00	-0.01	0.56	-2.70	149.94	0.98	
INLET #4_002944.LAB	3/12/2020	19:05	10.097	0.03	0.00	-0.01	0.57	-2.65	150.00	0.98	
INLET #4_002945.LAB	3/12/2020	19:05	10.455	0.03	0.00	-0.01	0.57	-2.76	150.00	0.98	
INLET #4_002946.LAB	3/12/2020	19:05	10.717	0.01	0.00	-0.01	0.57	-2.66	150.00	0.98	
INLET #4_002947.LAB	3/12/2020	19:05	10.552	0.01	0.00	-0.01	0.58	-2.56	150.02	0.98	10.46
INLET #4_002948.LAB	3/12/2020	19:06	10.770	-0.01	0.00	-0.02	0.58	-2.65	150.08	0.98	
INLET #4_002949.LAB	3/12/2020	19:06	10.472	0.01	0.00	-0.01	0.58	-2.67	149.99	0.98	
INLET #4_002950.LAB	3/12/2020	19:06	10.693	-0.02	0.00	-0.01	0.58	-2.61	149.98	0.98	
INLET #4_002951.LAB	3/12/2020	19:06	8.378	0.00	0.00	-0.01	0.45	-2.49	149.98	0.98	
INLET #4_002952.LAB	3/12/2020	19:07	1.815	-0.03	0.00	-0.01	0.12	-2.21	149.98	0.98	
INLET #4_002953.LAB	3/12/2020	19:07	2.035	-0.02	0.00	-0.02	0.12	-2.35	149.98	0.98	
INLET #4_002954.LAB	3/12/2020	19:07	2.140	-0.02	0.00	-0.01	0.12	-2.36	149.98	0.98	

Spectrum	Date	Time	Ethylene ox	METHANE	CO2% 150(	H2O% 150(	SULFUR HI	Ethylene 15	Temp (C)	Pressure (Atm)
INLET #4_002955.LAB	3/12/2020	19:07	2.125	0.01	0.00	-0.01	0.12	-2.37	149.98	0.98
INLET #4_002956.LAB	3/12/2020	19:08	2.123	-0.03	0.00	-0.01	0.12	-2.27	149.92	0.98
INLET #4_002957.LAB	3/12/2020	19:08	2.172	0.00	0.00	-0.01	0.12	-2.37	149.92	0.98
INLET #4_002958.LAB	3/12/2020	19:08	2.134	0.00	0.00	-0.02	0.12	-2.29	149.97	0.98
INLET #4_002959.LAB	3/12/2020	19:08	0.452	1.66	0.07	0.85	0.04	-2.05	149.97	0.99
INLET #4_002960.LAB	3/12/2020	19:09	0.607	1.67	0.07	0.87	0.02	-1.46	150.01	0.99
INLET #4_002961.LAB	3/12/2020	19:09	0.063	0.04	0.00	0.01	0.01	-2.26	150.05	0.98
INLET #4_002962.LAB	3/12/2020	19:09	-0.021	-0.01	0.00	-0.01	0.00	-2.51	150.05	0.98
INLET #4_002963.LAB	3/12/2020	19:09	-0.048	0.01	0.00	-0.01	0.00	-2.39	150.05	0.98
INLET #4_002964.LAB	3/12/2020	19:10	-0.060	0.03	0.00	-0.01	0.00	-2.56	149.96	0.98
INLET #4_002965.LAB	3/12/2020	19:10	-0.052	0.01	0.00	-0.01	0.00	-2.59	149.95	0.98
INLET #4_002966.LAB	3/12/2020	19:10	-0.052	0.01	0.00	-0.01	0.00	-2.53	149.95	0.98
INLET #4_002967.LAB	3/12/2020	19:10	-0.076	0.01	0.00	-0.01	0.00	-2.55	149.96	0.98
INLET #4_002968.LAB	3/12/2020	19:11	2.090	-0.01	0.00	-0.01	3.07	64.07	150.03	0.98
INLET #4_002969.LAB	3/12/2020	19:11	0.002	0.00	0.00	-0.01	5.11	101.69	149.94	0.98
INLET #4_002970.LAB	3/12/2020	19:11	-0.055	0.01	0.00	-0.01	5.14	102.33	149.94	0.98
INLET #4_002971.LAB	3/12/2020	19:11	-0.091	0.00	0.00	-0.01	5.14	102.47	149.99	0.98
INLET #4_002972.LAB	3/12/2020	19:12	-0.080	0.01	0.00	-0.01	5.14	102.33	150.02	0.98
INLET #4_002973.LAB	3/12/2020	19:12	-0.104	0.01	0.00	-0.01	5.14	102.19	150.02	0.98
INLET #4_002974.LAB	3/12/2020	19:12	-0.127	0.00	0.00	-0.01	5.14	102.30	150.02	0.97
INLET #4_002975.LAB	3/12/2020	19:12	1.613	-0.04	0.00	-0.01	4.19	84.68	150.02	0.97
INLET #4_002976.LAB	3/12/2020	19:13	10.124	-0.02	0.00	-0.01	0.67	-0.19	150.02	0.98
INLET #4_002977.LAB	3/12/2020	19:13	10.898	0.04	0.00	-0.01	0.59	-2.56	150.02	0.98
INLET #4_002978.LAB	3/12/2020	19:13	10.948	0.06	0.00	-0.01	0.58	-2.56	150.01	0.98
INLET #4_002979.LAB	3/12/2020	19:13	11.200	0.03	0.00	-0.01	0.57	-2.59	149.98	0.98
INLET #4_002980.LAB	3/12/2020	19:14	11.243	0.01	0.00	-0.01	0.57	-2.32	150.00	0.98
INLET #4_002981.LAB	3/12/2020	19:14	11.388	0.02	0.00	-0.01	0.56	-2.39	150.00	0.98
INLET #4_002982.LAB	3/12/2020	19:14	11.497	0.03	0.00	-0.01	0.56	-2.44	150.00	0.98
INLET #4_002983.LAB	3/12/2020	19:14	11.477	0.01	0.00	-0.01	0.56	-2.41	150.00	0.98
INLET #4_002984.LAB	3/12/2020	19:15	10.542	0.02	0.00	-0.02	0.56	-2.48	150.00	0.98
INLET #4_002985.LAB	3/12/2020	19:15	10.536	0.01	0.00	-0.01	0.55	-2.42	149.97	0.98
INLET #4_002986.LAB	3/12/2020	19:15	10.272	0.01	0.00	-0.01	0.55	-2.36	149.91	0.98
INLET #4_002987.LAB	3/12/2020	19:15	10.232	0.02	0.00	-0.01	0.55	-2.41	149.98	0.98
INLET #4_002988.LAB	3/12/2020	19:16	10.240	-0.04	0.00	-0.01	0.55	-2.50	149.99	0.98
INLET #4_002989.LAB	3/12/2020	19:16	10.249	0.03	0.00	-0.01	0.55	-2.33	149.99	0.98
INLET #4_002990.LAB	3/12/2020	19:16	5.371	0.00	0.00	-0.02	0.29	-2.39	150.06	0.98
INLET #4_002991.LAB	3/12/2020	19:16	1.956	-0.03	0.00	-0.01	0.11	-2.19	150.06	0.98
INLET #4_002992.LAB	3/12/2020	19:17	2.016	-0.01	0.00	-0.01	0.11	-2.22	150.04	0.98
INLET #4_002993.LAB	3/12/2020	19:17	2.036	-0.07	0.00	-0.01	0.11	-2.10	150.01	0.98
INLET #4_002994.LAB	3/12/2020	19:17	1.954	0.01	0.00	-0.01	0.11	-2.26	150.00	0.98
INLET #4_002995.LAB	3/12/2020	19:17	2.004	0.00	0.00	-0.01	0.11	-2.27	149.99	0.98
INLET #4_002996.LAB	3/12/2020	19:18	1.987	-0.03	0.00	-0.01	0.11	-2.10	149.97	0.98
INLET #4_002997.LAB	3/12/2020	19:18	2.108	-0.03	0.00	-0.01	0.11	-2.26	149.97	0.98
INLET #4_002998.LAB	3/12/2020	19:18	2.077	-0.04	0.00	-0.01	0.11	-2.10	149.97	0.98
INLET #4_002999.LAB	3/12/2020	19:18	2.097	-0.04	0.00	-0.01	0.11	-2.14	149.97	0.98
INLET #4_003000.LAB	3/12/2020	19:19	2.089	-0.05	0.00	-0.01	0.11	-2.20	149.97	0.98
INLET #4_003001.LAB	3/12/2020	19:19	2.096	0.01	0.00	-0.01	0.11	-2.18	150.00	0.98
INLET #4_003002.LAB	3/12/2020	19:19	2.109	-0.01	0.00	-0.01	0.11	-2.18	149.97	0.97
INLET #4_003003.LAB	3/12/2020	19:19	1.183	-0.03	0.00	-0.01	0.06	-2.20	149.96	0.98
INLET #4_003004.LAB	3/12/2020	19:20	-0.021	0.03	0.00	-0.01	0.00	-2.38	149.96	0.98
INLET #4_003005BKG.LAB	3/12/2020	19:20	0.000	0.00	0.00	0.00	0.00	0.00	150.03	0.98
INLET #4_003006.LAB	3/12/2020	19:21	-0.001	0.03	0.00	0.00	0.00	-0.02	150.03	0.98

MONTROSE AIR QUALITY SERVICES

USEPA Method 301-Sec. 12.0
Analyte Spiking
Statistical Analysis and Performance Criteria

Client: Medline ETO Abatement System Common Stack
Date: 2/13/2020
Tracer Gas: 503.1 ppm v Ethane
Spike Gas: 2.103 ppm v Ethylene Oxide

Test Run Number	Date	Spike Specrta	Native Spectra	Spiked Results ppm v Ethylene Oxide S_i	Unspiked Results ppm v Ethylene Oxide M_i	Difference (S_i-M_i) d_i	Difference Squared d_i^2	Tracer Conc. ppm v	Dilution Factor DF	Calc'd. 1-DF	Diluted Spike Conc. ppb v CS	Intermed. Calc. $(1-DF*M_i)$	Theo. Spike Conc. ppb v VS	Recovery %R
1	2/13/2020	125	105	0.229	0.017	0.212	0.045	46.065	0.0916	0.9084	0.19	0.0154	0.21	110.1%
2	2/13/2020	126	106	0.213	0.017	0.196	0.038	46.018	0.0915	0.9085	0.19	0.0154	0.21	102.5%
3	2/13/2020	142	133	0.204	0.014	0.190	0.036	46.099	0.0916	0.9084	0.19	0.0127	0.21	99.3%
4	2/13/2020	143	134	0.200	0.015	0.185	0.034	46.104	0.0916	0.9084	0.19	0.0136	0.21	96.9%
5	2/13/2020	146	152	0.202	0.010	0.192	0.037	46.075	0.0916	0.9084	0.19	0.0091	0.20	100.2%
6	2/13/2020	147	153	0.202	0.018	0.184	0.034	46.279	0.0920	0.9080	0.19	0.0163	0.21	96.3%
7	2/13/2020	156	160	0.202	0.021	0.181	0.033	46.075	0.0916	0.9084	0.19	0.0191	0.21	95.4%
8	2/13/2020	157	161	0.202	0.020	0.182	0.033	46.029	0.0915	0.9085	0.19	0.0182	0.21	95.9%
9	2/13/2020	164	167	0.203	0.019	0.184	0.034	46.154	0.0917	0.9083	0.19	0.0173	0.21	96.6%
10	2/13/2020	165	168	0.204	0.013	0.191	0.036	46.190	0.0918	0.9082	0.19	0.0118	0.20	99.6%
11	2/13/2020	171	176	0.206	0.015	0.191	0.036	46.174	0.0918	0.9082	0.19	0.0136	0.21	99.7%
12	2/13/2020	172	177	0.206	0.020	0.186	0.035	46.178	0.0918	0.9082	0.19	0.0182	0.21	97.5%
			Mean of valid test runs:	**0.206**	**0.017**	**0.190**	**0.036**				**0.19**		**0.21**	**99.17%**

Number of test runs used in comparison:

n = **12** test runs

t value @ "n" runs (Table 301-3):

$t_{0.95}$ = **2.201**

Sum of Differences:

$\sum_{i}^{n} d_i$ = **2.2740**

Sum of Squared Differences:

$\sum_{i}^{n} d_i^2$ = **0.4317**

Bias Analysis: Bias (Eq.301-18 derivative)

$d_i = \frac{(S_{i_1}+S_{i_2})}{2} - \frac{(M_{i_1}+M_{i_2})}{2} - CS$ **or** $d_i = \overline{S_i} - \overline{M_i} - VS$ = **-0.0183**

Bias Analysis: Numerical Bias (Eq. 301-19):

$B = \frac{\sum_{i}^{n} d_i}{n}$ = **-0.0183**

Bias Analysis: Standard Deviation of the Differences (Eq. 301-20):

$SD_d = \sqrt{\frac{\sum_{i}^{n}(d_i - d_m)^2}{(n-1)}}$ = **0.6285**

Bias Analysis: T-Test @ 95% (Eq. 301-21, where $t < t_{0.95}$):

$t = \frac{|d_m|}{\left(\frac{SD_d}{\sqrt{n}}\right)}$ = **12.5336** evaluate using Relative Bias

Bias Analysis: Relative Bias (Eq. 301-22, where B_R <10%):

$B_R = \left|\frac{B}{VS}\right| \times 100\%$ = **8.83%** acceptable-no Bias Correction required

Bias Analysis: Bias Correction Factor (Eq. 301-8):

$CF = \left(\frac{1}{1+\frac{B}{CS}}\right)$ = **1.0968**

Precision Assessment: Precision Test Standard Deviation (Eq. 301-23):

$SD = \sqrt{\frac{\sum_{i}^{n}(s_i - s_m)^2}{(n-1)}}$ = **0.0079**

Precision Assessment: Relative Standard Deviation (Eq.301-9 where RSD <20%)

$RSD = \left(\frac{SD}{S_m}\right) \times 100\%$ = **3.86%** acceptable

% Spike Recovery (70%< %R <130%):

$\%R = \left(\frac{SD}{S_m}\right) \times 100\%$ = **99.17%**

Spectrum	Date	Time	Temp	Pressure	Ethane [150C] [74-84-0] [2x8cm-1] [Aromatics Filter]	Ethylene Oxide (ppb)	Ethylene Oxide [150C] [75-21-8] [2x8cm-1] [Aromatics Filter]	Filter Interference.LAB	Methane [150C] [74-82-8] [2x8cm-1] [Aromatics Filter] [SN110281261]	Water [150C] [7732-18-5] [2x8cm-1] [Aromatics Filter] [SN110281261]
			(C)	(ATM)	Con (ppm)	Con (ppm)	Con (ppm)	Con (ppm)	Con (ppm)	Con (ppm)
ZERO DIRECT_0000001.LAB	2/13/2020	09:11:36	150.3	1.001	-0.024	11.807	0.012	0.903	0.000	84.574
ZERO DIRECT_0000002.LAB	2/13/2020	09:12:35	150.2	1.001	-0.051	-1.350	-0.001	0.977	-0.008	4.046
ZERO DIRECT_0000003.LAB	2/13/2020	09:13:33	150.3	1.001	-0.090	3.790	0.004	0.999	0.007	2.141
ZERO DIRECT_0000004.LAB	2/13/2020	09:14:32	150.2	1.001	-0.030	0.609	0.001	0.995	0.001	6.976
ZERO DIRECT_0000005.LAB	2/13/2020	09:15:31	150.2	1.001	-0.033	2.387	0.002	0.982	-0.005	4.377
ZERO DIRECT_0000006.LAB	2/13/2020	09:16:30	150.3	1.001	-0.042	6.953	0.007	1.002	0.005	3.894
ZERO DIRECT_0000007.LAB	2/13/2020	09:17:29	150.3	1.001	-0.014	-2.266	-0.002	0.994	-0.001	0.814
ZERO DIRECT_0000008.LAB	2/13/2020	09:18:27	150.3	1.001	0.048	-0.987	-0.001	1.005	0.003	3.791
ZERO DIRECT_0000009.LAB	2/13/2020	09:19:26	150.4	1.001	0.000	0.000	0.000	1.000	0.000	0.000
ZERO DIRECT_0000010.LAB	2/13/2020	09:20:25	150.4	1.001	-0.024	-0.702	-0.001	0.997	-0.002	4.994
ZERO DIRECT_0000011.LAB	2/13/2020	09:21:24	150.2	1.001	0.000	4.792	0.005	1.001	-0.009	6.734
ZERO DIRECT_0000012.LAB	2/13/2020	09:22:23	150.3	1.001	-0.009	1.783	0.002	0.958	0.000	5.398
ZERO DIRECT_0000013.LAB	2/13/2020	09:23:21	150.2	1.001	0.014	5.046	0.005	0.995	-0.012	2.704
ZERO DIRECT_0000014.LAB	2/13/2020	09:24:20	150.4	1.001	0.005	0.809	0.001	0.963	-0.001	4.795
ZERO DIRECT_0000015.LAB	2/13/2020	09:25:19	150.2	1.001	-0.008	3.979	0.004	0.991	0.005	4.341
ZERO DIRECT_0000016.LAB	2/13/2020	09:26:18	150.2	1.001	0.017	-2.146	-0.002	0.975	-0.007	5.405
ZERO DIRECT_0000017.LAB	2/13/2020	09:27:17	150.2	1.001	0.022	3.645	0.004	0.990	-0.001	3.456
ZERO DIRECT_0000018.LAB	2/13/2020	09:28:15	150.3	1.001	0.083	-2.710	-0.003	0.974	-0.010	4.932
ZERO DIRECT_0000019.LAB	2/13/2020	09:29:14	150.4	1.001	0.069	3.030	0.003	0.981	-0.003	4.120
CTS DIRECT_0000020.LAB	2/13/2020	09:39:37	150.3	1.001	0.020	348.972	0.349	0.941	0.135	13.902
CTS DIRECT_0000021.LAB	2/13/2020	09:39:51	150.3	1.001	0.149	233.549	0.234	0.948	0.730	10.627
CTS DIRECT_0000022.LAB	2/13/2020	09:40:06	150.4	1.001	0.074	188.272	0.188	0.933	0.927	11.067
CTS DIRECT_0000023.LAB	2/13/2020	09:40:21	150.3	1.001	0.112	149.691	0.150	0.957	5.350	30.894
CTS DIRECT_0000024.LAB	2/13/2020	09:40:35	150.2	1.001	0.119	170.961	0.171	1.019	25.245	1.147
CTS DIRECT_0000025.LAB	2/13/2020	09:40:50	150.1	1.001	0.266	193.530	0.194	1.125	42.140	-13.417
CTS DIRECT_0000026.LAB	2/13/2020	09:41:05	150.2	1.001	0.471	234.581	0.235	1.268	56.942	-55.781
CTS DIRECT_0000027.LAB	2/13/2020	09:41:19	150.1	1.001	-0.050	212.005	0.212	0.971	67.024	1.004
CTS DIRECT_0000028.LAB	2/13/2020	09:41:34	150.4	1.001	0.081	231.952	0.232	1.057	73.140	-25.854
CTS DIRECT_0000029.LAB	2/13/2020	09:41:49	150.2	1.001	-0.278	330.097	0.330	1.159	87.697	-57.760
CTS DIRECT_0000030.LAB	2/13/2020	09:42:04	150.2	1.001	0.124	15.311	0.015	0.967	2.424	28.601
CTS DIRECT_0000031.LAB	2/13/2020	09:42:18	150.2	1.001	-0.041	199.298	0.199	1.131	51.860	-58.382
CTS DIRECT_0000032.LAB	2/13/2020	09:42:33	150.4	1.001	0.241	250.947	0.251	1.095	81.086	-46.309
CTS DIRECT_0000033.LAB	2/13/2020	09:42:48	150.2	1.001	0.342	268.028	0.268	1.164	84.259	-56.608
CTS DIRECT_0000034.LAB	2/13/2020	09:43:02	150.3	1.001	0.372	244.440	0.244	1.188	86.755	-67.944
CTS DIRECT_0000035.LAB	2/13/2020	09:43:17	150.3	1.001	0.386	270.503	0.271	1.179	88.106	-68.572
CTS DIRECT_0000036.LAB	2/13/2020	09:43:32	150.4	1.001	0.421	282.381	0.282	1.221	89.091	-70.284
CTS DIRECT_0000037.LAB	2/13/2020	09:43:46	150.2	1.001	0.446	284.930	0.285	1.198	89.834	-68.440
CTS DIRECT_0000038.LAB	2/13/2020	09:44:01	150.3	1.001	0.442	277.201	0.277	1.194	92.028	-73.165
CTS DIRECT_0000039.LAB	2/13/2020	09:44:16	150.2	1.001	0.480	291.615	0.292	1.228	92.759	-75.513
CTS DIRECT_0000040.LAB	2/13/2020	09:44:31	150.3	1.001	0.496	293.226	0.293	1.205	93.310	-78.846
CTS DIRECT_0000041.LAB	2/13/2020	09:44:45	150.3	1.001	0.525	297.613	0.298	1.243	94.868	-93.885
CTS DIRECT_0000042.LAB	2/13/2020	09:45:00	150.2	1.001	0.638	304.582	0.305	1.288	96.977	-102.225
CTS DIRECT_0000043.LAB	2/13/2020	09:45:15	150.4	1.001	0.634	297.041	0.297	1.291	97.239	-96.652
CTS DIRECT_0000044.LAB	2/13/2020	09:45:29	150.3	1.001	0.649	311.401	0.311	1.333	98.373	-101.123
CTS DIRECT_0000045.LAB	2/13/2020	09:45:44	150.2	1.001	0.741	323.485	0.323	1.297	99.906	-113.910
CTS DIRECT_0000046.LAB	2/13/2020	09:45:59	150.2	1.001	0.669	322.121	0.322	1.314	100.205	-102.790
CTS DIRECT_0000047.LAB	2/13/2020	09:46:13	150.2	1.001	0.733	294.062	0.294	1.309	97.938	-103.595
CAL DIRECT_0000048.LAB	2/13/2020	09:58:33	150.4	1.001	523.804	2349.598	2.350	0.695	0.339	47.626
CAL DIRECT_0000049.LAB	2/13/2020	09:58:48	150.4	1.001	523.413	2342.557	2.343	0.676	0.198	35.533
CAL DIRECT_0000050.LAB	2/13/2020	09:59:03	150.4	0.998	522.212	2339.317	2.339	0.577	1.945	44.250
CAL DIRECT_0000051.LAB	2/13/2020	09:59:17	150.3	0.998	522.772	2339.941	2.340	0.728	0.148	50.893

Spectrum	Date	Time	Temp	Pressure	Ethane [150C] [74-84-0] [2x8cm-1] [Aromatics Filter]	Ethylene Oxide (ppb)	Ethylene Oxide [150C] [75-21-8] [2x8cm-1] [Aromatics Filter]	Filter Interference.LAB	Methane [150C] [74-82-8] [2x8cm-1] [Aromatics Filter] [SN110281261]	Water [150C] [7732-18-5] [2x8cm-1] [Aromatics Filter] [SN110281261]
			(C)	(ATM)	Con (ppm)	Con (ppm)	Con (ppm)	Con (ppm)	Con (ppm)	Con (ppm)
CAL DIRECT_0000052.LAB	2/13/2020	09:59:32	150.2	0.998	522.437	2341.857	2.342	0.683	0.151	45.334
CAL DIRECT_0000053.LAB	2/13/2020	09:59:47	150.2	0.998	522.185	2335.065	2.335	0.657	0.144	46.112
CAL DIRECT_0000054.LAB	2/13/2020	10:00:02	150.3	0.998	522.879	2337.959	2.338	0.623	0.122	48.221
CAL DIRECT_0000055.LAB	2/13/2020	10:00:16	150.4	0.996	520.303	2336.773	2.337	0.631	2.958	43.544
CAL DIRECT_0000056.LAB	2/13/2020	10:00:31	150.4	0.995	518.862	2338.517	2.339	0.665	4.163	38.376
CAL DIRECT_0000057.LAB	2/13/2020	10:00:46	150.4	0.995	518.120	2331.628	2.332	0.684	1.732	54.757
CAL DIRECT_0000058.LAB	2/13/2020	10:01:00	150.3	0.995	518.396	2329.579	2.330	0.583	0.381	39.302
CAL DIRECT_0000059.LAB	2/13/2020	10:01:15	150.5	0.995	518.566	2335.568	2.336	0.514	0.490	36.680
CAL DIRECT_0000060.LAB	2/13/2020	10:01:30	150.4	0.995	518.347	2330.467	2.330	0.638	0.534	37.606
CAL DIRECT_0000061.LAB	2/13/2020	10:01:45	150.5	0.995	518.138	2337.752	2.338	0.665	0.552	54.355
CAL DIRECT_0000062.LAB	2/13/2020	10:01:59	150.4	0.995	518.041	2332.794	2.333	0.698	0.537	53.682
CAL DIRECT_0000063.LAB	2/13/2020	10:02:14	150.3	0.994	518.372	2328.625	2.329	0.652	0.542	44.238
CAL DIRECT_0000064.LAB	2/13/2020	10:02:29	150.5	0.995	518.516	2320.945	2.321	0.649	0.539	48.161
CAL DIRECT_0000065.LAB	2/13/2020	10:02:43	150.4	0.995	518.032	2329.395	2.329	0.560	0.531	43.767
CAL DIRECT_0000066.LAB	2/13/2020	10:02:58	150.3	0.995	517.775	2332.964	2.333	0.697	0.521	40.293
CAL DIRECT_0000067.LAB	2/13/2020	10:03:13	150.4	0.995	518.568	2317.856	2.318	0.589	0.522	31.860
CAL DIRECT_0000068.LAB	2/13/2020	10:03:27	150.4	0.995	518.256	2325.533	2.326	0.604	0.491	55.391
CAL DIRECT_0000069.LAB	2/13/2020	10:03:42	150.4	0.995	517.926	2334.414	2.334	0.681	0.487	37.755
CAL DIRECT_0000070.LAB	2/13/2020	10:03:57	150.4	0.995	518.582	2328.756	2.329	0.615	0.502	44.684
CAL DIRECT_0000071.LAB	2/13/2020	10:04:12	150.3	0.995	518.351	2338.966	2.339	0.554	0.461	65.037
CAL DIRECT_0000072.LAB	2/13/2020	10:04:26	150.3	0.994	518.323	2111.628	2.338	0.677	0.448	41.934
CAL DIRECT_0000073.LAB	2/13/2020	10:04:41	150.2	0.993	518.500	2332.161	2.332	0.619	0.437	35.312
CAL DIRECT_0000074.LAB	2/13/2020	10:04:56	150.5	0.993	517.272	2307.119	2.307	0.615	0.417	51.731
CAL DIRECT_0000075.LAB	2/13/2020	10:05:10	150.3	0.995	515.405	2303.157	2.303	0.550	6.037	32.544
CAL DIRECT_0000076.LAB	2/13/2020	10:05:25	150.4	0.995	517.065	2350.391	2.350	0.657	3.443	38.574
CAL DIRECT_0000077.LAB	2/13/2020	10:05:40	150.4	0.995	518.185	2331.886	2.332	0.479	-0.076	54.728
CAL DIRECT_0000078.LAB	2/13/2020	10:05:54	150.4	0.994	518.445	2331.589	2.332	0.604	0.002	45.569
CAL DIRECT_0000079.LAB	2/13/2020	10:06:09	150.3	0.998	507.142	2315.577	2.316	0.411	4.233	30.616
CAL DIRECT_0000080.LAB	2/13/2020	10:06:24	150.3	0.998	474.727	2128.217	2.128	0.775	-0.006	85.854
CAL DIRECT_0000081.LAB	2/13/2020	10:06:39	150.3	0.998	474.354	2118.277	2.118	0.680	0.002	77.071
CAL DIRECT_0000082.LAB	2/13/2020	10:06:53	150.4	0.999	474.151	2119.482	2.119	0.650	0.055	74.586
CAL DIRECT_0000083.LAB	2/13/2020	10:07:08	150.2	0.998	494.144	2219.134	2.219	-0.096	-0.091	9.933
CAL DIRECT_0000084.LAB	2/13/2020	10:07:23	150.4	0.998	497.780	2238.999	2.239	-0.094	-0.270	5.711
CAL DIRECT_0000085.LAB	2/13/2020	10:07:37	150.3	0.998	497.824	2237.129	2.237	0.020	-0.245	20.789
CAL DIRECT_0000086.LAB	2/13/2020	10:07:52	150.4	0.998	494.390	2215.683	2.216	-0.078	-0.298	17.818
CAL DIRECT_0000087.LAB	2/13/2020	10:08:07	150.2	0.998	492.463	2210.258	2.210	-0.138	-0.244	13.326
CAL DIRECT_0000088.LAB	2/13/2020	10:08:21	150.2	0.998	492.563	2214.116	2.214	-0.055	-0.234	5.634
CAL DIRECT_0000089.LAB	2/13/2020	10:08:36	150.2	0.998	492.557	2195.269	2.195	-0.219	-0.237	13.006
CAL DIRECT_0000090.LAB	2/13/2020	10:08:51	150.1	0.998	491.886	2196.245	2.196	-0.109	-0.227	-0.585
CAL DIRECT_0000091.LAB	2/13/2020	10:09:06	150.4	0.998	492.316	2202.088	2.202	-0.135	-0.229	13.396
CAL DIRECT_0000092.LAB	2/13/2020	10:09:20	150.4	0.998	492.243	2196.686	2.197	-0.119	-0.234	4.451
CAL DIRECT_0000093.LAB	2/13/2020	10:09:35	150.2	0.998	492.481	2196.649	2.197	-0.121	-0.234	-4.384
CAL DIRECT_0000094.LAB	2/13/2020	10:09:50	150.3	0.998	492.397	2197.646	2.198	-0.149	-0.237	5.944
CAL DIRECT_0000095.LAB	2/13/2020	10:10:04	150.1	0.998	491.542	2208.690	2.209	-0.146	-0.228	10.121
CAL DIRECT_0000096.LAB	2/13/2020	10:10:19	150.2	0.998	491.925	2202.186	2.202	-0.135	-0.236	11.570
ZERO SYSTEM_0000097.LAB	2/13/2020	10:15:04	150.2	0.998	0.091	1.314	0.001	0.872	0.329	640.141
ZERO SYSTEM_0000098.LAB	2/13/2020	10:16:03	150.2	0.995	0.092	-7.674	-0.008	0.869	0.305	594.491
CTS SYSTEM_0000099.LAB	2/13/2020	10:16:55	150.2	0.997	0.372	-8.698	-0.009	0.860	1.847	2439.038
CTS SYSTEM_0000100.LAB	2/13/2020	10:17:10	150.1	0.995	-0.141	127.436	0.127	0.896	18.239	92.192
CTS SYSTEM_0000101.LAB	2/13/2020	10:17:25	150.4	0.996	2.409	183.825	0.184	1.000	45.248	32.674
CTS SYSTEM_0000102.LAB	2/13/2020	10:17:39	150.3	0.996	2.121	197.606	0.198	1.027	47.149	16.568

Spectrum	Date	Time	Temp	Pressure	Ethane [150C] [74-84-0] [2x8cm-1] [Aromatics Filter]	Ethylene Oxide (ppb)	Ethylene Oxide [150C] [75-21-8] [2x8cm-1] [Aromatics Filter]	Filter Interference.LAB	Methane [150C] [74-82-8] [2x8cm-1] [Aromatics Filter] [SN110281261]	Water [150C] [7732-18-5] [2x8cm-1] [Aromatics Filter] [SN110281261]
			(C)	(ATM)	Con (ppm)	Con (ppm)	Con (ppm)	Con (ppm)	Con (ppm)	Con (ppm)
CTS SYSTEM_0000103.LAB	2/13/2020	10:17:54	150.2	0.998	0.580	276.656	0.277	1.100	85.275	-21.522
CTS SYSTEM_0000104.LAB	2/13/2020	10:18:09	150.3	0.998	0.439	286.962	0.287	1.150	89.755	-44.945
CTS SYSTEM_0000105.LAB	2/13/2020	10:18:23	150.2	0.997	0.500	292.682	0.293	1.169	91.166	-40.631
CTS SYSTEM_0000106.LAB	2/13/2020	10:18:38	150.3	0.994	0.591	305.859	0.306	1.242	94.717	-45.919
CTS SYSTEM_0000107.LAB	2/13/2020	10:18:53	150.3	0.998	0.632	317.015	0.317	1.222	97.404	-72.173
CTS SYSTEM_0000108.LAB	2/13/2020	10:19:07	150.3	0.997	0.636	312.731	0.313	1.242	97.937	-81.084
CTS SYSTEM_0000109.LAB	2/13/2020	10:19:22	150.3	0.998	0.608	316.913	0.317	1.273	98.099	-75.364
CTS SYSTEM_0000110.LAB	2/13/2020	10:19:37	150.2	0.998	0.657	322.810	0.323	1.246	98.159	-76.880
CTS SYSTEM_0000111.LAB	2/13/2020	10:19:52	150.4	0.999	0.650	313.904	0.314	1.284	98.263	-75.005
CTS SYSTEM_0000112.LAB	2/13/2020	10:20:06	150.2	0.998	0.619	311.900	0.312	1.246	98.463	-85.659
CTS SYSTEM_0000113.LAB	2/13/2020	10:20:21	150.4	0.996	0.666	304.064	0.304	1.265	99.022	-80.336
CTS SYSTEM_0000114.LAB	2/13/2020	10:20:36	150.3	0.994	0.609	316.889	0.317	1.254	99.437	-78.149
CTS SYSTEM_0000115.LAB	2/13/2020	10:20:50	150.4	0.997	0.567	312.886	0.313	1.234	99.417	-91.488
CTS SYSTEM_0000116.LAB	2/13/2020	10:21:05	150.4	0.998	0.668	316.366	0.316	1.254	99.481	-83.883
CTS SYSTEM_0000117.LAB	2/13/2020	10:21:20	150.4	0.998	0.647	317.410	0.317	1.267	99.593	-83.142
CTS SYSTEM_0000118.LAB	2/13/2020	10:21:34	150.4	0.996	0.614	311.722	0.312	1.247	99.907	-83.664
NATIVE_0000119.LAB	2/13/2020	10:22:26	150.2	0.996	0.323	-54.710	-0.055	0.924	4.043	7543.285
NATIVE_0000120.LAB	2/13/2020	10:22:41	150.2	0.995	0.296	-69.992	-0.070	0.915	3.970	7600.538
NATIVE_0000121.LAB	2/13/2020	10:22:56	150.4	0.998	0.209	-57.522	-0.058	0.901	3.933	7595.065
NATIVE_0000122.LAB	2/13/2020	10:23:10	150.4	0.998	0.247	-57.076	-0.057	0.890	3.907	7580.209
NATIVE_0000123.LAB	2/13/2020	10:23:25	150.3	0.998	0.274	-64.838	-0.065	0.943	3.872	7611.205
NATIVE_0000124.LAB	2/13/2020	10:23:40	150.3	0.998	0.262	-58.939	-0.059	0.907	3.846	7605.638
NATIVE_0000125.LAB	2/13/2020	10:23:55	150.2	0.995	0.217	-62.951	-0.063	0.913	3.854	7625.360
NATIVE_0000126.LAB	2/13/2020	10:24:09	150.2	0.998	0.268	-64.756	-0.065	0.914	3.813	7607.706
NATIVE_0000127.LAB	2/13/2020	10:24:24	150.3	0.998	0.267	-61.435	-0.061	0.947	3.804	7617.649
NATIVE_0000128.LAB	2/13/2020	10:24:39	150.3	0.998	0.332	-52.389	-0.052	0.942	3.802	7603.893
NATIVE_0000129.LAB	2/13/2020	10:24:53	150.4	0.995	0.237	-58.727	-0.059	0.906	3.814	7641.752
SPIKE_0000130.LAB	2/13/2020	10:25:20	150.3	0.995	0.266	-51.061	-0.051	0.863	3.823	7629.549
SPIKE_0000131.LAB	2/13/2020	10:25:35	150.2	0.999	0.303	-52.706	-0.053	0.926	3.797	7597.157
SPIKE_0000132.LAB	2/13/2020	10:25:50	150.3	0.999	0.270	-57.109	-0.057	0.915	3.827	7596.820
SPIKE_0000133.LAB	2/13/2020	10:26:04	150.2	0.998	0.228	11.227	0.011	0.931	12.290	6897.079
SPIKE_0000134.LAB	2/13/2020	10:26:19	150.3	0.998	14.730	214.016	0.214	0.925	46.051	7013.788
SPIKE_0000135.LAB	2/13/2020	10:26:34	150.2	0.999	27.192	373.731	0.374	0.682	73.061	7039.965
SPIKE_0000136.LAB	2/13/2020	10:26:48	150.1	0.995	36.297	103.947	0.104	0.589	6.021	7158.301
SPIKE_0000137.LAB	2/13/2020	10:27:03	150.3	0.998	36.499	78.589	0.079	0.540	4.706	7153.690
SPIKE_0000138.LAB	2/13/2020	10:27:18	150.1	0.998	36.711	93.731	0.094	0.585	4.431	7138.037
SPIKE_0000139.LAB	2/13/2020	10:27:32	150.2	0.999	36.678	100.677	0.101	0.588	4.248	7136.060
SPIKE_0000140.LAB	2/13/2020	10:27:47	150.1	0.997	37.643	116.805	0.117	0.594	4.163	7133.566
SPIKE_0000141.LAB	2/13/2020	10:28:02	150.2	0.997	38.963	121.136	0.121	0.576	4.090	7119.904
SPIKE_0000142.LAB	2/13/2020	10:28:17	150.1	0.999	38.963	127.110	0.127	0.542	3.992	7086.316
SPIKE_0000143.LAB	2/13/2020	10:28:31	150.3	0.997	44.634	173.713	0.174	0.592	3.977	7058.339
SPIKE_0000144.LAB	2/13/2020	10:28:46	150.1	0.996	48.404	183.037	0.183	0.556	3.898	6999.159
SPIKE_0000145.LAB	2/13/2020	10:29:01	150.1	0.998	48.392	179.585	0.180	0.605	4.001	6990.514
SPIKE_0000146.LAB	2/13/2020	10:29:15	150.3	0.996	48.508	194.965	0.195	0.603	3.841	7006.736
ZERO DIRECT_S001_0000001.LAB	2/13/2020	10:30:41	150.2	0.998	0.328	-56.415	-0.056	0.906	3.805	7613.800
ZERO DIRECT_S001_0000002.LAB	2/13/2020	10:31:40	150.1	0.998	0.447	-61.432	-0.061	0.912	3.803	7595.604
ZERO DIRECT_S001_0000003.LAB	2/13/2020	10:32:39	150.4	0.998	0.629	-61.594	-0.062	0.862	3.808	7613.142
ZERO DIRECT_S001_0000004.LAB	2/13/2020	10:33:38	150.2	0.996	0.674	-60.319	-0.060	0.854	3.809	7631.704
ZERO DIRECT_S001_0000005.LAB	2/13/2020	10:34:37	150.4	0.995	0.752	-63.303	-0.063	0.813	3.866	7630.842
ZERO DIRECT_S001_0000006.LAB	2/13/2020	10:35:35	150.5	0.996	0.691	-56.387	-0.056	0.835	4.021	7615.177
ZERO DIRECT_S001_0000007.LAB	2/13/2020	10:36:34	150.4	0.996	0.730	-58.847	-0.059	0.809	3.969	7612.142

Spectrum	Date	Time	Temp	Pressure	Ethane [150C] [74-84-0] [2x8cm-1] [Aromatics Filter]	Ethylene Oxide (ppb)	Ethylene Oxide [150C] [75-21-8] [2x8cm-1] [Aromatics Filter]	Filter Interference.LAB	Methane [150C] [74-82-8] [2x8cm-1] [Aromatics Filter] [SN110281261]	Water [150C] [7732-18-5] [2x8cm-1] [Aromatics Filter] [SN110281261]
			(C)	(ATM)	Con (ppm)	Con (ppm)	Con (ppm)	Con (ppm)	Con (ppm)	Con (ppm)
ZERO DIRECT_S001_0000008.LAB	2/13/2020	10:37:33	150.4	0.997	0.787	-59.407	-0.059	0.777	3.894	7606.234
ZERO DIRECT_S002_0000001.LAB	2/13/2020	12:08:32	150.1	0.996	1.886	12.997	0.013	0.801	20.278	7448.550
ZERO DIRECT_S002_0000002.LAB	2/13/2020	12:09:31	150.3	1.000	1.819	12.065	0.012	0.812	19.876	7392.044
ZERO DIRECT_S002_0000003.LAB	2/13/2020	12:10:30	150.2	0.997	1.874	14.665	0.015	0.808	20.217	7374.598
ZERO DIRECT_S002_0000004.LAB	2/13/2020	12:11:28	150.3	1.000	1.872	14.279	0.014	0.817	20.248	7083.054
ZERO DIRECT_S002_0000005.LAB	2/13/2020	12:12:27	150.1	0.999	1.854	10.485	0.010	0.818	19.933	7087.638
NATIVE_S003_0000100.LAB	2/13/2020	15:08:52	150.2	0.998	2.130	17.819	0.018	0.790	21.254	9392.764
NATIVE_S003_0000101.LAB	2/13/2020	15:09:07	150.1	0.998	2.088	7.522	0.008	0.748	21.513	9400.881
NATIVE_S003_0000102.LAB	2/13/2020	15:09:22	150.1	0.998	2.115	2.382	0.002	0.751	21.504	9404.100
NATIVE_S003_0000103.LAB	2/13/2020	15:09:37	150.3	1.002	2.004	19.214	0.019	0.733	21.131	9374.161
NATIVE_S003_0000104.LAB	2/13/2020	15:09:51	150.1	0.999	2.061	-1.301	-0.001	0.796	21.117	9403.591
NATIVE_S003_0000105.LAB	2/13/2020	15:10:06	150.1	1.001	2.085	16.843	0.017	0.750	21.080	9393.646
NATIVE_S003_0000106.LAB	2/13/2020	15:10:21	150.1	0.999	2.116	16.827	0.017	0.760	21.219	9388.849
NATIVE_S003_0000107.LAB	2/13/2020	15:10:35	150.3	0.998	2.144	11.353	0.011	0.781	21.550	9407.625
SPIKE_S003_0000108.LAB	2/13/2020	15:10:50	150.1	1.000	2.086	10.856	0.011	0.740	21.539	9389.056
SPIKE_S003_0000109.LAB	2/13/2020	15:11:05	150.2	1.002	29.335	293.453	0.293	1.077	20.047	8895.715
SPIKE_S003_0000110.LAB	2/13/2020	15:11:19	150.2	1.001	45.510	285.469	0.285	0.507	34.676	8750.441
SPIKE_S003_0000111.LAB	2/13/2020	15:11:34	150.2	1.002	47.649	159.001	0.159	0.422	23.172	8711.324
SPIKE_S003_0000112.LAB	2/13/2020	15:11:49	150.1	0.999	50.316	114.127	0.114	0.440	20.298	8664.948
SPIKE_S003_0000113.LAB	2/13/2020	15:12:04	150.2	1.002	50.603	136.310	0.136	0.575	19.925	8628.639
SPIKE_S003_0000114.LAB	2/13/2020	15:12:18	150.1	1.001	49.763	155.890	0.156	0.353	19.755	8603.243
SPIKE_S003_0000115.LAB	2/13/2020	15:12:33	150.1	1.001	46.223	231.295	0.231	0.379	19.357	8711.336
SPIKE_S003_0000116.LAB	2/13/2020	15:12:48	150.2	1.001	46.200	284.413	0.284	0.505	19.298	8681.464
SPIKE_S003_0000117.LAB	2/13/2020	15:13:02	150.1	1.001	45.934	346.917	0.347	0.422	19.179	8671.992
SPIKE_S003_0000118.LAB	2/13/2020	15:13:17	150.2	0.998	46.064	396.158	0.396	0.495	19.716	8688.368
SPIKE_S003_0000119.LAB	2/13/2020	15:13:32	150.1	1.002	45.595	413.836	0.414	0.461	19.546	8667.503
SPIKE_S003_0000120.LAB	2/13/2020	15:13:47	150.3	1.000	45.871	417.038	0.417	0.391	19.600	8684.354
SAMPLE_S003_0000121.LAB	2/13/2020	15:15:18	150.2	1.002	2.146	19.334	0.019	0.728	21.384	9359.652
SAMPLE_S003_0000122.LAB	2/13/2020	15:16:16	150.2	1.002	2.158	15.908	0.016	0.742	21.348	9352.789
SPIKE_S003_0000123.LAB	2/13/2020	15:18:31	150.4	1.000	46.084	241.056	0.241	0.440	19.296	8672.191
SPIKE_S003_0000124.LAB	2/13/2020	15:18:45	150.3	1.002	45.892	233.138	0.233	0.419	19.322	8638.804
SPIKE_S003_0000125.LAB	2/13/2020	15:19:00	150.4	1.000	46.065	228.806	0.229	0.392	19.452	8669.997
SPIKE_S003_0000126.LAB	2/13/2020	15:19:15	150.4	1.002	46.018	213.460	0.213	0.446	19.133	8648.863
NATIVE_S003_0000127.LAB	2/13/2020	15:19:29	150.4	1.000	25.519	121.683	0.122	0.596	19.730	8960.363
NATIVE_S003_0000128.LAB	2/13/2020	15:19:44	150.5	0.999	2.168	9.742	0.010	0.736	20.732	9375.484
NATIVE_S003_0000129.LAB	2/13/2020	15:19:59	150.3	1.000	2.111	5.937	0.006	0.749	20.796	9353.551
NATIVE_S003_0000130.LAB	2/13/2020	15:20:14	150.4	0.999	2.059	9.724	0.010	0.750	20.921	9380.915
NATIVE_S003_0000131.LAB	2/13/2020	15:20:28	150.5	0.999	2.143	12.754	0.013	0.755	21.049	9383.760
NATIVE_S003_0000132.LAB	2/13/2020	15:20:43	150.3	1.001	2.066	1.281	0.001	0.748	20.631	9355.793
NATIVE_S003_0000133.LAB	2/13/2020	15:20:58	150.3	1.000	2.046	13.571	0.014	0.769	20.855	9358.939
NATIVE_S003_0000134.LAB	2/13/2020	15:21:12	150.3	0.998	2.101	14.743	0.015	0.758	20.999	9378.448
SPIKE_S003_0000135.LAB	2/13/2020	15:21:40	150.4	0.998	70.804	336.412	0.336	0.937	18.700	8228.364
SPIKE_S003_0000136.LAB	2/13/2020	15:21:55	150.2	0.998	46.011	214.945	0.215	0.425	20.827	8674.229
SPIKE_S003_0000137.LAB	2/13/2020	15:22:09	150.4	1.002	45.948	204.701	0.205	0.450	19.665	8637.327
SPIKE_S003_0000138.LAB	2/13/2020	15:22:24	150.3	1.001	46.040	195.847	0.196	0.403	19.583	8643.245
SPIKE_S003_0000139.LAB	2/13/2020	15:22:39	150.4	1.002	46.065	210.923	0.211	0.404	19.322	8638.025
NATIVE_S003_0000140.LAB	2/13/2020	15:22:53	150.4	1.001	7.203	44.916	0.045	0.535	20.518	9239.927
NATIVE_S003_0000141.LAB	2/13/2020	15:23:08	150.3	1.002	2.194	17.419	0.017	0.756	20.834	9333.327
NATIVE_S003_0000142.LAB	2/13/2020	15:23:23	150.4	1.002	2.160	14.302	0.014	0.752	21.396	9335.395
NATIVE_S003_0000143.LAB	2/13/2020	15:23:37	150.4	1.000	2.162	16.091	0.016	0.775	21.897	9357.488
NATIVE_S003_0000144.LAB	2/13/2020	15:23:52	150.2	1.000	2.143	18.705	0.019	0.754	22.090	9340.475

Spectrum	Date	Time	Temp	Pressure	Ethane [150C] [74-84-0] [2x8cm-1] [Aromatics Filter]	Ethylene Oxide (ppb)	Ethylene Oxide [150C] [75-21-8] [2x8cm-1] [Aromatics Filter]	Filter Interference.LAB	Methane [150C] [74-82-8] [2x8cm-1] [Aromatics Filter] [SN110281261]	Water [150C] [7732-18-5] [2x8cm-1] [Aromatics Filter] [SN110281261]
			(C)	(ATM)	Con (ppm)	Con (ppm)	Con (ppm)	Con (ppm)	Con (ppm)	Con (ppm)
SPIKE_S003_0000145.LAB	2/13/2020	15:24:07	150.2	1.002	61.754	291.156	0.291	0.984	19.095	8303.499
SPIKE_S003_0000146.LAB	2/13/2020	15:24:22	150.4	1.001	46.099	204.017	0.204	0.422	20.269	8642.732
SPIKE_S003_0000147.LAB	2/13/2020	15:24:36	150.4	1.000	46.104	199.696	0.200	0.402	20.403	8652.085
NATIVE_S003_0000148.LAB	2/13/2020	15:24:51	150.4	1.001	45.975	195.685	0.196	0.466	19.912	8649.103
NATIVE_S003_0000149.LAB	2/13/2020	15:25:06	150.3	1.001	5.753	47.756	0.048	0.739	21.278	9268.643
NATIVE_S003_0000150.LAB	2/13/2020	15:25:20	150.2	0.998	2.240	24.980	0.025	0.721	21.504	9364.912
NATIVE_S003_0000151.LAB	2/13/2020	15:25:35	150.4	0.999	2.116	14.942	0.015	0.751	21.628	9369.654
NATIVE_S003_0000152.LAB	2/13/2020	15:25:50	150.4	1.002	2.221	10.252	0.010	0.762	21.840	9346.126
NATIVE_S003_0000153.LAB	2/13/2020	15:26:05	150.3	1.002	2.128	17.522	0.018	0.770	21.834	9339.330
NATIVE_S003_0000154.LAB	2/13/2020	15:26:19	150.4	1.001	2.171	23.395	0.023	0.734	21.982	9351.931
SPIKE_S003_0000155.LAB	2/13/2020	15:26:49	150.3	0.998	70.641	323.911	0.324	1.024	19.205	8239.897
SPIKE_S003_0000156.LAB	2/13/2020	15:27:04	150.4	1.001	46.075	202.148	0.202	0.439	20.679	8641.305
SPIKE_S003_0000157.LAB	2/13/2020	15:27:19	150.4	1.000	46.279	201.933	0.202	0.446	20.583	8643.548
SPIKE_S003_0000158.LAB	2/13/2020	15:27:33	150.2	1.002	46.243	203.294	0.203	0.482	20.081	8627.219
NATIVE_S003_0000159.LAB	2/13/2020	15:27:48	150.4	1.001	21.019	103.593	0.104	0.557	20.867	8996.247
NATIVE_S003_0000160.LAB	2/13/2020	15:28:03	150.3	1.002	2.251	21.176	0.021	0.767	21.187	9315.048
NATIVE_S003_0000161.LAB	2/13/2020	15:28:17	150.4	0.998	2.260	20.164	0.020	0.745	21.782	9374.217
SPIKE_S003_0000162.LAB	2/13/2020	15:28:46	150.1	1.002	2.069	13.552	0.014	0.741	21.727	9312.449
SPIKE_S003_0000163.LAB	2/13/2020	15:29:00	150.4	1.002	63.293	291.888	0.292	1.076	18.589	8275.929
SPIKE_S003_0000164.LAB	2/13/2020	15:29:15	150.2	1.000	46.154	203.047	0.203	0.442	20.021	8626.676
NATIVE_S003_0000165.LAB	2/13/2020	15:29:30	150.2	1.002	46.190	203.930	0.204	0.411	20.146	8615.126
NATIVE_S003_0000166.LAB	2/13/2020	15:29:44	150.4	1.000	25.777	119.266	0.119	0.557	20.318	8919.511
NATIVE_S003_0000167.LAB	2/13/2020	15:29:59	150.1	1.001	2.285	19.408	0.019	0.768	21.511	9308.106
NATIVE_S003_0000168.LAB	2/13/2020	15:30:14	150.5	0.999	2.128	12.928	0.013	0.745	21.306	9351.369
CTS SYSTEM_S003_0000169.LAB	2/13/2020	15:30:29	150.4	1.000	2.114	17.751	0.018	0.772	21.187	9343.442
SPIKE_S003_0000170.LAB	2/13/2020	15:30:43	150.2	1.000	67.672	302.604	0.303	1.008	18.514	8219.454
SPIKE_S003_0000171.LAB	2/13/2020	15:30:58	150.3	1.001	46.174	206.082	0.206	0.417	20.212	8614.389
SPIKE_S003_0000172.LAB	2/13/2020	15:31:13	150.2	1.002	46.178	205.558	0.206	0.467	20.410	8607.404
SPIKE_S003_0000173.LAB	2/13/2020	15:31:27	150.5	1.002	46.351	214.844	0.215	0.489	19.907	8612.075
NATIVE_S003_0000174.LAB	2/13/2020	15:31:42	150.2	0.998	46.405	197.518	0.198	0.442	19.728	8641.865
NATIVE_S003_0000175.LAB	2/13/2020	15:31:57	150.4	0.999	24.062	121.390	0.121	0.577	20.876	8967.628
NATIVE_S003_0000176.LAB	2/13/2020	15:32:11	150.4	1.002	2.308	15.235	0.015	0.771	21.960	9318.454
NATIVE_S003_0000177.LAB	2/13/2020	15:32:26	150.4	1.002	2.265	19.561	0.020	0.745	21.865	9324.193
NATIVE_S003_0000178.LAB	2/13/2020	15:32:41	150.4	1.002	2.147	22.386	0.022	0.765	21.390	9323.126

MONTROSE AIR QUALITY SERVICES

USEPA Method 301-Sec. 12.0
Analyte Spiking
Statistical Analysis and Performance Criteria

Candidate: Medline Inlet #1
Date: 3/4/2020
Tracer Gas: 10.05 ppm v Sulfur Hexaflouride
Spike Gas: 5076 ppm v Ethylene Oxide

Test Run Number	Date	Spiked Spectra#	Native Spectra#	Spiked Results ppm v Ethylene Oxide S_i	Unspiked Results ppm v Ethylene Oxide M_i	Difference (S_i-M_i) d_i	Difference Squared d_i^2	Tracer Conc. ppm v	Dilution Factor DF	Calc'd. 1-DF	Diluted Spike Conc. ppb v CS	Intermed. Calc. $(1-DF*M_i)$	Theo. Spike Conc. ppb v VS	Recovery %R
1	3/4/2020	140	123	5062.30	1.01	5061.29	25616656	10.60	1.0547	-0.0547	5354	-0.0553	5354	94.6%
2	3/4/2020	161	150	5067.60	1.30	5066.30	25667396	10.60	1.0547	-0.0547	5354	-0.0711	5354	94.7%
3	3/4/2020	187	177	5070.85	5.87	5064.98	25654022	10.60	1.0542	-0.0542	5351	-0.3183	5351	94.8%
Mean of valid test runs:				**5066.917**	**2.727**	**5064.19**	**25646025**				**5353**		**5353**	**94.66%**

* data omitted from calculations

Number of test runs used in comparison:

n = **3** test runs

t value @ "n" runs (Table 301-3):

$t_{0.95}$ = **4.303**

Sum of Differences:

$\sum_{i}^{n} d_i$ = **15192.5700**

Sum of Squared Differences:

$\sum_{i}^{n} d_i^2$ = **76938074.6**

Bias Analysis: Bias (Eq.301-18 derivative)

$d_i = \frac{(S_{i_1}+S_{i_2})}{2} - \frac{(M_{i_1}+M_{i_2})}{2} - CS$ **OI** $d_i = \overline{S_i} - \overline{M_i} - VS$ = **-288.6110**

Bias Analysis: Numerical Bias (Eq. 301-19):

$B = \frac{\sum_{i}^{n} d_i}{n}$ = **-288.6110**

Bias Analysis: Standard Deviation of the Differences (Eq. 301-20):

$SD_d = \sqrt{\frac{\sum_{i}^{n}(d_i - d_m)^2}{(n-1)}}$ = **7161.8462**

Bias Analysis: T-Test @ 95% (Eq. 301-21, where $t < t_{0.95}$):

$t = \frac{|d_m|}{\left(\frac{SD_d}{\sqrt{n}}\right)}$ = **3.6742** bias is insignificant-no bias correction needed

Bias Analysis: Relative Bias (Eq. 301-22, where B_R <10%):

$B_R = \left|\frac{B}{VS}\right| \times 100\%$ = **9.81%** acceptable: no correction factor needed

Bias Analysis: Bias Correction Factor (Eq. 301-8):

$CF = \left(\frac{1}{1+\frac{B}{CS}}\right)$ = **1.06**

Precision Assessment: Precision Test Standard Deviation (Eq. 301-23):

$SD = \sqrt{\frac{\sum_{i}^{n}(s_i - s_m)^2}{(n-1)}}$ = **2288.6699**

Precision Assessment: Relative Standard Deviation (Eq.301-9 where RSD <20%)

$RSD = \left(\frac{SD}{S_m}\right) \times 100\%$ = **45.17%** **Fail**

% Spike Recovery (70%< %R <130%):

$\%R = \left(\frac{SD}{S_m}\right) \times 100\%$ = **94.66%**

Spectrum	Date	Time	Ethylene o	METHANE	CO2% 150(	H2O% 150(	SULFUR H	ETHYLENE	Temp (C)	Pressure (Atm)	
INLET #1_000078.LAB	3/4/2020	8:44	0.80	0.08	0.00	-0.01	5.15	102.83	149.78	0.98	
INLET #1_000079.LAB	3/4/2020	8:44	0.80	0.10	0.00	-0.01	5.14	102.68	149.80	0.98	
INLET #1_000080.LAB	3/4/2020	8:44	1.14	0.17	0.00	-0.01	5.13	102.58	149.78	0.97	
INLET #1_000081.LAB	3/4/2020	8:44	608.64	-0.28	0.00	0.04	5.82	201.54	149.82	0.98	
INLET #1_000082.LAB	3/4/2020	8:45	3317.04	3.61	0.00	0.08	10.37	0.88	149.81	0.98	
INLET #1_000083.LAB	3/4/2020	8:45	4219.78	0.53	0.00	0.01	10.56	-48.59	149.79	0.98	
INLET #1_000084.LAB	3/4/2020	8:45	4629.96	0.23	0.00	0.01	10.56	-33.01	149.80	0.98	
INLET #1_000085.LAB	3/4/2020	8:45	4725.77	0.00	0.00	-0.01	10.52	-31.54	149.78	0.98	
INLET #1_000086.LAB	3/4/2020	8:46	5352.01	0.44	0.00	0.00	10.41	-34.88	149.74	0.97	
INLET #1_000087.LAB	3/4/2020	8:46	5265.24	1.16	0.00	-0.01	10.23	-30.98	149.83	0.97	
INLET #1_000088.LAB	3/4/2020	8:46	5615.32	1.40	0.00	0.00	10.19	-35.71	149.78	0.97	
INLET #1_000089.LAB	3/4/2020	8:46	5388.77	-0.32	0.00	0.01	10.20	-24.91	149.84	0.97	
INLET #1_000090.LAB	3/4/2020	8:47	5643.71	0.20	0.00	0.04	10.33	-26.64	149.80	0.98	
INLET #1_000091.LAB	3/4/2020	8:47	5616.70	-0.09	0.00	0.01	10.57	-25.29	149.80	0.98	
INLET #1_000092.LAB	3/4/2020	8:47	5611.03	-0.77	0.00	0.01	10.56	-23.91	149.79	0.98	
INLET #1_000093.LAB	3/4/2020	8:47	5061.99	-0.76	0.00	0.00	10.63	-26.47	149.75	0.98	
INLET #1_000094.LAB	3/4/2020	8:48	5111.61	-1.13	0.00	0.00	10.59	-23.27	149.73	0.98	
INLET #1_000095.LAB	3/4/2020	8:48	5133.93	-1.23	0.00	0.00	10.61	-23.51	149.79	0.98	
INLET #1_000096.LAB	3/4/2020	8:48	5148.24	-0.87	0.00	0.00	10.61	-23.25	149.82	0.98	
INLET #1_000097.LAB	3/4/2020	8:48	5160.25	-0.93	0.00	-0.01	10.60	-24.99	149.75	0.98	
INLET #1_000098.LAB	3/4/2020	8:49	5170.32	-1.20	0.00	0.00	10.58	-27.59	149.80	0.98	
INLET #1_000099.LAB	3/4/2020	8:49	5179.04	-1.09	0.00	-0.01	10.56	-23.83	149.78	0.98	
INLET #1_000100.LAB	3/4/2020	8:49	5097.64	-0.85	0.00	-0.01	10.58	-23.95	149.76	0.98	
INLET #1_000101.LAB	3/4/2020	8:49	5104.77	-1.04	0.00	-0.01	10.55	-23.75	149.84	0.98	
INLET #1_000102.LAB	3/4/2020	8:50	5111.28	-0.94	0.00	-0.02	10.58	-25.11	149.82	0.98	
INLET #1_000103.LAB	3/4/2020	8:50	5117.03	-0.83	0.00	-0.01	10.58	-26.95	149.83	0.98	
INLET #1_000104.LAB	3/4/2020	8:50	5121.28	-0.48	0.00	-0.01	10.61	-25.07	149.79	0.98	
INLET #1_000105.LAB	3/4/2020	8:50	5077.87	-0.49	0.00	-0.01	10.59	-25.35	149.78	0.98	
INLET #1_000106.LAB	3/4/2020	8:51	5080.50	-0.60	0.00	-0.01	10.58	-25.48	149.80	0.98	
INLET #1_000107.LAB	3/4/2020	8:51	5084.72	-1.30	0.00	-0.01	10.57	-20.73	149.84	0.98	
INLET #1_000108.LAB	3/4/2020	8:51	5067.98	-0.40	0.00	-0.01	10.58	-29.64	149.87	0.98	
INLET #1_000109.LAB	3/4/2020	8:51	5068.61	-1.63	0.00	-0.01	10.57	-23.99	149.86	0.98	
INLET #1_000110.LAB	3/4/2020	8:52	5072.03	-0.55	0.00	-0.01	10.57	-27.84	149.84	0.98	
INLET #1_000111.LAB	3/4/2020	8:52	5077.40	-0.39	0.00	-0.01	10.62	-23.39	149.81	0.98	
INLET #1_000112.LAB	3/4/2020	8:52	1921.54	-1.04	0.00	0.02	3.38	51.27	149.88	0.98	
INLET #1_000113.LAB	3/4/2020	8:52	105.02	0.22	0.00	0.00	0.19	-2.17	149.82	0.97	
INLET #1_000114.LAB	3/4/2020	8:53	115.64	0.15	0.00	0.00	0.21	-1.68	149.84	0.97	
INLET #1_000115.LAB	3/4/2020	8:53	91.71	0.24	0.00	0.00	0.16	-2.78	149.89	0.97	
INLET #1_000116.LAB	3/4/2020	8:53	253.71	0.51	0.00	0.04	0.67	38.39	149.84	0.98	
INLET #1_000117.LAB	3/4/2020	8:53	11.50	0.60	0.00	0.04	0.02	-3.43	149.86	0.99	
INLET #1_000118.LAB	3/4/2020	8:54	3.14	0.82	0.00	0.03	0.00	-3.52	149.90	0.99	
INLET #1_000119.LAB	3/4/2020	8:54	2.15	0.53	0.00	0.02	0.00	-3.52	149.90	0.99	
INLET #1_000120.LAB	3/4/2020	8:54	1.83	0.42	0.00	0.02	0.00	-3.91	149.83	0.99	
INLET #1_000121.LAB	3/4/2020	8:54	1.57	0.56	0.00	0.02	0.00	-4.01	149.87	0.99	
INLET #1_000122.LAB	3/4/2020	8:55	1.57	0.41	0.00	0.02	0.00	-3.57	149.80	0.99	
INLET #1_000123.LAB	3/4/2020	8:55	0.97	0.36	0.00	0.01	0.00	-3.69	149.88	0.99	
INLET #1_000124.LAB	3/4/2020	8:55	1.13	0.48	0.00	0.01	0.00	-3.90	149.75	0.99	
INLET #1_000125.LAB	3/4/2020	8:55	0.78	0.44	0.00	0.01	0.00	-3.96	149.78	0.99	
INLET #1_000126.LAB	3/4/2020	8:56	1.16	0.60	0.00	0.01	0.00	-4.12	149.81	0.99	1.01
INLET #1_000127.LAB	3/4/2020	8:56	1.07	0.38	0.00	0.01	0.00	-4.15	149.77	0.99	
INLET #1_000128.LAB	3/4/2020	8:56	0.89	0.45	0.00	0.01	0.00	-4.02	149.78	0.99	
INLET #1_000129.LAB	3/4/2020	8:56	448.47	-0.19	0.00	0.02	0.87	82.56	149.78	0.99	
INLET #1_000130.LAB	3/4/2020	8:57	4631.94	0.31	0.00	-0.01	10.40	-38.21	149.74	0.99	
INLET #1_000131.LAB	3/4/2020	8:57	5047.65	-0.59	0.00	0.00	10.63	-24.05	149.80	0.99	
INLET #1_000132.LAB	3/4/2020	8:57	3567.41	1.27	0.01	0.00	6.44	70.37	149.78	0.99	
INLET #1_000133.LAB	3/4/2020	8:57	493.66	2.01	0.04	0.05	0.82	62.08	149.78	0.99	
INLET #1_000134.LAB	3/4/2020	8:58	4914.30	0.59	0.00	-0.02	10.32	-33.54	149.77	0.99	
INLET #1_000135.LAB	3/4/2020	8:58	5076.00	-1.01	0.00	0.00	10.61	-24.68	149.75	0.99	
INLET #1_000136.LAB	3/4/2020	8:58	5101.59	-0.99	0.00	0.00	10.63	-27.57	149.81	0.99	
INLET #1_000137.LAB	3/4/2020	8:58	5107.51	-1.07	0.00	-0.01	10.60	-21.23	149.77	0.99	
INLET #1_000138.LAB	3/4/2020	8:59	5110.54	-1.12	0.00	-0.01	10.60	-25.99	149.78	0.99	
INLET #1_000139.LAB	3/4/2020	8:59	5056.32	-1.02	0.00	0.00	10.59	-28.59	149.76	0.99	
INLET #1_000140.LAB	3/4/2020	8:59	5060.48	-1.14	0.00	-0.01	10.61	-27.39	149.75	0.99	
INLET #1_000141.LAB	3/4/2020	8:59	5061.60	-0.74	0.00	-0.01	10.60	-28.60	149.81	0.99	
INLET #1_000142.LAB	3/4/2020	9:00	5064.60	-0.88	0.00	0.00	10.61	-26.46	149.78	0.99	
INLET #1_000143.LAB	3/4/2020	9:00	5062.62	-1.37	0.00	-0.02	10.58	-25.37	149.76	0.99	5062.33
INLET #1_000144.LAB	3/4/2020	9:00	5063.20	-1.32	0.00	-0.01	10.59	-24.74	149.73	0.99	
INLET #1_000145.LAB	3/4/2020	9:00	2821.74	0.75	0.02	0.01	4.99	67.08	149.78	0.99	
INLET #1_000146.LAB	3/4/2020	9:01	65.45	2.37	0.04	0.02	0.07	-3.62	149.75	0.99	
INLET #1_000147.LAB	3/4/2020	9:01	24.59	2.61	0.04	0.03	0.02	-5.87	149.73	0.99	
INLET #1_000148.LAB	3/4/2020	9:01	16.18	2.66	0.04	0.04	0.01	-5.26	149.74	0.99	
INLET #1_000149.LAB	3/4/2020	9:01	3.92	2.84	0.04	0.08	0.01	-5.31	149.72	0.99	
INLET #1_000150.LAB	3/4/2020	9:02	1.67	2.91	0.04	0.11	0.00	-5.15	149.75	0.99	
INLET #1_000151.LAB	3/4/2020	9:02	1.86	3.10	0.04	0.14	0.00	-5.24	149.74	0.99	
INLET #1_000152.LAB	3/4/2020	9:02	1.58	3.05	0.04	0.18	0.00	-5.31	149.80	0.99	

Spectrum	Date	Time	Ethylene ox	METHANE	CO2% 150(	H2O% 150(	SULFUR H	ETHYLENE	Temp (C)	Pressure (Atm)
INLET #1_000007BKG.L	3/4/2020	8:13	0.00	0.00	0.00	0.00	0.00	0.00	149.76	0.98
INLET #1_000008.LAB	3/4/2020	8:14	-0.16	-0.09	0.00	0.00	0.00	-0.61	149.77	0.98
INLET #1_000009.LAB	3/4/2020	8:14	-0.35	-0.06	0.00	0.00	0.00	-1.07	149.80	0.98
INLET #1_000010.LAB	3/4/2020	8:14	-0.08	-0.20	0.00	0.00	0.00	-1.04	149.75	0.98
INLET #1_000011.LAB	3/4/2020	8:14	-0.09	-0.28	0.00	0.00	0.00	-1.57	149.80	0.98
INLET #1_000012.LAB	3/4/2020	8:15	0.01	-0.03	0.00	0.00	0.00	-1.86	149.80	0.98
INLET #1_000013.LAB	3/4/2020	8:15	0.02	-0.23	0.00	0.00	0.00	-2.24	149.75	0.98
INLET #1_000014.LAB	3/4/2020	8:15	-0.08	-0.03	0.00	0.00	0.00	-2.38	149.75	0.98
INLET #1_000015.LAB	3/4/2020	8:15	-0.17	0.05	0.00	-0.01	0.00	-2.82	149.76	0.98
INLET #1_000016.LAB	3/4/2020	8:16	0.00	-0.13	0.00	-0.01	0.00	-3.03	149.78	0.98
INLET #1_000017.LAB	3/4/2020	8:16	-0.15	-0.22	0.00	-0.01	0.00	-3.24	149.77	0.98
INLET #1_000018.LAB	3/4/2020	8:16	-0.20	0.04	0.00	-0.01	0.00	-3.56	149.76	0.98
INLET #1_000019.LAB	3/4/2020	8:16	-0.34	0.17	0.00	0.00	0.00	-3.73	149.76	0.98
INLET #1_000020.LAB	3/4/2020	8:17	-0.28	-0.16	0.00	0.00	0.00	-4.10	149.78	0.98
INLET #1_000021.LAB	3/4/2020	8:17	-0.16	0.01	0.00	-0.01	0.00	-4.31	149.77	0.98
INLET #1_000022.LAB	3/4/2020	8:17	-0.30	0.15	0.00	0.00	0.00	-4.62	149.80	0.98
INLET #1_000023BKG.L	3/4/2020	8:18	0.00	0.00	0.00	0.00	0.00	0.00	149.76	0.98
INLET #1_000024.LAB	3/4/2020	8:18	-0.20	-0.07	0.00	0.00	0.00	-0.43	149.79	0.98
INLET #1_000025.LAB	3/4/2020	8:19	-0.15	-0.11	0.00	0.00	0.00	-0.81	149.78	0.98
INLET #1_000026.LAB	3/4/2020	8:19	-0.07	-0.11	0.00	0.00	0.00	-0.80	149.74	0.98
INLET #1_000027.LAB	3/4/2020	8:19	-0.21	0.06	0.00	0.00	0.00	-1.12	149.76	0.98
INLET #1_000028.LAB	3/4/2020	8:19	0.06	-0.06	0.00	0.00	0.00	-1.16	149.80	0.98
INLET #1_000029.LAB	3/4/2020	8:20	-0.25	0.14	0.00	0.00	0.00	-1.38	149.79	0.98
INLET #1_000030.LAB	3/4/2020	8:20	-0.05	-0.12	0.00	-0.01	0.00	-1.52	149.78	0.98
INLET #1_000031.LAB	3/4/2020	8:20	-0.33	-0.19	0.00	0.00	0.00	-1.84	149.87	0.98
INLET #1_000032.LAB	3/4/2020	8:20	-0.08	0.03	0.00	-0.01	0.00	-2.04	149.78	0.98
INLET #1_000033.LAB	3/4/2020	8:21	-0.12	-0.16	0.00	0.00	0.00	-2.23	149.78	0.98
INLET #1_000034.LAB	3/4/2020	8:21	0.09	-0.05	0.00	0.00	0.00	-2.32	149.76	0.98
INLET #1_000035.LAB	3/4/2020	8:21	0.14	-0.23	0.00	-0.01	0.00	-2.47	149.73	0.98
INLET #1_000036.LAB	3/4/2020	8:21	0.06	-0.21	0.00	-0.01	0.00	-2.67	149.78	0.98
INLET #1_000037.LAB	3/4/2020	8:22	0.02	0.03	0.00	-0.01	0.00	-2.90	149.81	0.98
INLET #1_000038.LAB	3/4/2020	8:22	-0.15	0.19	0.00	0.00	0.00	-3.03	149.78	0.98
INLET #1_000039.LAB	3/4/2020	8:22	-0.04	-0.13	0.00	0.00	0.00	-3.16	149.82	0.98
INLET #1_000040.LAB	3/4/2020	8:22	-0.04	0.25	0.00	0.00	0.00	-3.47	149.81	0.98
INLET #1_000041.LAB	3/4/2020	8:23	0.20	-0.01	0.00	0.00	0.00	-3.54	149.78	0.98
INLET #1_000042.LAB	3/4/2020	8:23	-0.04	-0.18	0.00	0.00	0.00	-3.57	149.84	0.98
INLET #1_000043.LAB	3/4/2020	8:23	-0.18	0.03	0.00	0.00	0.00	-4.06	149.81	0.98
INLET #1_000044.LAB	3/4/2020	8:23	-0.10	0.24	0.00	0.00	0.00	-4.03	149.84	0.98
INLET #1_000045.LAB	3/4/2020	8:24	0.08	0.09	0.00	0.00	0.00	-4.03	149.75	0.98
INLET #1_000046.LAB	3/4/2020	8:24	-0.07	0.04	0.00	-0.01	0.00	-4.44	149.78	0.98
INLET #1_000047.LAB	3/4/2020	8:24	-0.23	0.19	0.00	0.00	0.00	-4.41	149.78	0.98
INLET #1_000048.LAB	3/4/2020	8:24	-0.08	0.08	0.00	0.00	0.00	-4.52	149.80	0.98
INLET #1_000049.LAB	3/4/2020	8:25	-0.19	-0.04	0.00	0.00	0.00	-4.58	149.74	0.98
INLET #1_000050.LAB	3/4/2020	8:25	0.30	-0.06	0.00	0.00	0.00	-4.77	149.74	0.98
INLET #1_000051.LAB	3/4/2020	8:25	-0.13	0.13	0.00	0.00	0.00	-4.97	149.74	0.98
INLET #1_000052.LAB	3/4/2020	8:25	-0.10	0.10	0.00	0.00	0.00	-5.03	149.75	0.98
INLET #1_000053.LAB	3/4/2020	8:26	0.06	-0.47	0.00	0.00	0.00	-5.25	149.79	0.98
INLET #1_000054.LAB	3/4/2020	8:26	-0.01	0.13	0.00	0.00	0.00	-5.59	149.79	0.98
INLET #1_000055.LAB	3/4/2020	8:26	0.08	0.22	0.00	-0.01	0.00	-5.67	149.84	0.98
INLET #1_000056BKG.L	3/4/2020	8:27	0.00	0.00	0.00	0.00	0.00	0.00	149.79	0.98

Spectrum	Date	Time	Ethylene ox	METHANE	CO2% 150(	H2O% 150(	SULFUR Hi	ETHYLENE	Temp (C)	Pressure (Atm)

Spectrum	Date	Time	Ethylene ox	METHANE	CO2% 150(	H2O% 150(	SULFUR HI	ETHYLENE	Temp (C)	Pressure (Atm)
INLET #1_000057BKG.L	3/4/2020	8:34	0.00	0.00	0.00	0.00	0.00	0.00	149.81	0.98
INLET #1_000058.LAB	3/4/2020	8:38	0.05	-0.30	0.00	0.00	0.00	-1.52	149.74	0.98
INLET #1_000059.LAB	3/4/2020	8:38	-0.07	0.00	0.00	0.01	0.00	-1.59	149.83	0.98
INLET #1_000060BKG.L	3/4/2020	8:39	0.00	0.00	0.00	0.00	0.00	0.00	149.82	0.98
INLET #1_000061.LAB	3/4/2020	8:39	0.23	-0.15	0.00	0.00	0.00	-0.04	149.87	0.98
INLET #1_000062.LAB	3/4/2020	8:40	-6.66	0.49	0.00	0.01	3.63	8.58	149.88	0.98
INLET #1_000063.LAB	3/4/2020	8:40	1.20	0.65	0.00	0.01	5.71	102.85	149.84	0.98
INLET #1_000064.LAB	3/4/2020	8:40	2.24	0.32	0.00	0.00	5.88	112.09	149.82	0.98
INLET #1_000065.LAB	3/4/2020	8:40	1.22	0.15	0.00	0.00	5.54	108.18	149.78	0.98
INLET #1_000066.LAB	3/4/2020	8:41	1.08	0.08	0.00	-0.01	5.27	104.86	149.78	0.98
INLET #1_000067.LAB	3/4/2020	8:41	0.94	0.45	0.00	0.00	5.20	103.83	149.80	0.98
INLET #1_000068.LAB	3/4/2020	8:41	0.73	0.39	0.00	0.00	5.17	103.45	149.81	0.98
INLET #1_000069.LAB	3/4/2020	8:41	1.05	0.34	0.00	0.00	5.16	103.67	149.76	0.98
INLET #1_000070.LAB	3/4/2020	8:42	0.77	0.26	0.00	-0.01	5.16	103.47	149.78	0.98
INLET #1_000071.LAB	3/4/2020	8:42	0.86	0.10	0.00	0.00	5.16	103.20	149.76	0.98
INLET #1_000072.LAB	3/4/2020	8:42	0.62	0.16	0.00	-0.01	5.16	102.99	149.75	0.98
INLET #1_000073.LAB	3/4/2020	8:42	0.62	0.07	0.00	-0.01	5.15	103.05	149.78	0.98
INLET #1_000074.LAB	3/4/2020	8:43	0.77	0.11	0.00	-0.01	5.15	102.93	149.75	0.98
INLET #1_000075.LAB	3/4/2020	8:43	0.69	-0.06	0.00	-0.01	5.15	103.03	149.81	0.98
INLET #1_000076.LAB	3/4/2020	8:43	0.91	0.34	0.00	-0.01	5.15	102.76	149.78	0.98
INLET #1_000077.LAB	3/4/2020	8:43	0.86	0.32	0.00	-0.01	5.14	102.88	149.83	0.98

Spectrum	Date	Time	Ethylene o	METHANE	CO2% 150	H2O% 150	SULFUR H	ETHYLENE	Temp (C)	Pressure (Atm)	
INLET #1_000153.LAB	3/4/2020	9:02	0.11	3.09	0.04	0.21	0.00	-4.61	149.77	0.99	1.30
INLET #1_000154.LAB	3/4/2020	9:03	261.11	0.80	0.01	0.06	0.50	50.63	149.78	0.99	
INLET #1_000155.LAB	3/4/2020	9:03	8.00	0.44	0.00	0.01	0.00	-5.99	149.80	0.99	
INLET #1_000156.LAB	3/4/2020	9:03	5.48	0.38	0.00	0.01	0.00	-5.97	149.74	0.99	
INLET #1_000157.LAB	3/4/2020	9:03	1519.80	-0.95	0.00	-0.01	2.80	218.43	149.77	0.99	
INLET #1_000158.LAB	3/4/2020	9:04	4943.41	-0.05	0.00	-0.03	10.57	-32.44	149.81	0.99	
INLET #1_000159.LAB	3/4/2020	9:04	5029.47	-0.43	0.00	-0.01	10.61	-26.78	149.81	0.99	
INLET #1_000160.LAB	3/4/2020	9:04	5049.26	-2.31	0.00	-0.02	10.58	-29.97	149.80	0.99	
INLET #1_000161.LAB	3/4/2020	9:04	5063.77	-0.82	0.00	0.00	10.60	-26.88	149.79	0.99	
INLET #1_000162.LAB	3/4/2020	9:05	5067.51	-1.46	0.00	-0.01	10.61	-27.95	149.80	0.99	
INLET #1_000163.LAB	3/4/2020	9:05	5069.58	-1.33	0.00	-0.01	10.59	-29.63	149.83	0.99	
INLET #1_000164.LAB	3/4/2020	9:05	5069.55	-1.16	0.00	-0.01	10.61	-30.19	149.78	0.99	5067.60
INLET #1_000165.LAB	3/4/2020	9:05	5070.06	-0.26	0.00	-0.03	10.59	-32.77	149.79	0.99	
INLET #1_000166.LAB	3/4/2020	9:06	2534.84	0.30	0.01	0.02	4.51	25.01	149.79	0.99	
INLET #1_000167.LAB	3/4/2020	9:06	52.43	0.18	0.00	0.00	0.07	-3.99	149.81	0.99	
INLET #1_000168.LAB	3/4/2020	9:06	15.20	-0.03	0.00	0.00	0.01	-6.76	149.76	0.99	
INLET #1_000169.LAB	3/4/2020	9:06	14.55	0.34	0.01	0.01	0.01	-7.01	149.80	0.99	
INLET #1_000170.LAB	3/4/2020	9:07	12.37	2.41	0.04	0.02	0.00	-7.05	149.78	0.99	
INLET #1_000171.LAB	3/4/2020	9:07	10.19	2.62	0.04	0.04	0.00	-6.73	149.71	0.99	
INLET #1_000172.LAB	3/4/2020	9:07	7.62	2.94	0.04	0.07	0.00	-6.72	149.78	0.99	
INLET #1_000173.LAB	3/4/2020	9:07	6.02	3.10	0.04	0.10	0.00	-6.30	149.85	0.99	
INLET #1_000174.LAB	3/4/2020	9:08	4.96	2.85	0.04	0.13	0.00	-6.50	149.73	0.99	
INLET #1_000175.LAB	3/4/2020	9:08	4.00	3.13	0.04	0.17	0.00	-6.17	149.79	0.99	
INLET #1_000176.LAB	3/4/2020	9:08	3.62	3.24	0.04	0.20	0.00	-6.39	149.73	0.99	
INLET #1_000177.LAB	3/4/2020	9:08	3.71	3.24	0.04	0.24	0.00	-6.11	149.75	0.99	
INLET #1_000178.LAB	3/4/2020	9:09	3.34	3.35	0.04	0.26	0.00	-6.52	149.80	0.99	
INLET #1_000179.LAB	3/4/2020	9:09	3.21	3.23	0.04	0.29	0.00	-6.42	149.78	0.99	
INLET #1_000180.LAB	3/4/2020	9:09	13.22	2.07	0.02	0.16	0.00	-5.99	149.83	0.99	5.87
INLET #1_000181.LAB	3/4/2020	9:09	2.70	0.36	0.00	0.01	0.00	-7.22	149.86	0.99	
INLET #1_000182.LAB	3/4/2020	9:10	2.43	0.10	0.00	0.01	0.00	-7.02	149.78	0.99	
INLET #1_000183.LAB	3/4/2020	9:10	467.94	-0.49	0.00	0.01	0.89	83.42	149.74	0.99	
INLET #1_000184.LAB	3/4/2020	9:10	4801.32	-0.25	0.00	-0.01	10.40	-32.41	149.77	0.99	
INLET #1_000185.LAB	3/4/2020	9:10	5016.88	-0.47	0.00	-0.03	10.62	-31.68	149.81	0.99	
INLET #1_000186.LAB	3/4/2020	9:11	5045.72	-0.39	0.00	-0.02	10.60	-34.92	149.75	0.99	
INLET #1_000187.LAB	3/4/2020	9:11	5066.91	-1.24	0.00	-0.01	10.60	-24.44	149.80	0.99	
INLET #1_000188.LAB	3/4/2020	9:11	5070.23	-0.61	0.00	-0.01	10.61	-26.68	149.80	0.99	
INLET #1_000189.LAB	3/4/2020	9:11	5070.52	0.05	0.00	-0.01	10.58	-27.84	149.82	0.99	
INLET #1_000190.LAB	3/4/2020	9:12	5075.76	-1.23	0.00	-0.03	10.59	-32.29	149.81	0.99	5070.85
INLET #1_000191.LAB	3/4/2020	9:12	5075.98	-1.22	0.00	-0.04	10.59	-33.52	149.86	0.99	
INLET #1_000192.LAB	3/4/2020	9:12	5085.23	-1.44	0.00	-0.01	10.60	-25.48	149.80	0.99	
INLET #1_000193.LAB	3/4/2020	9:12	5142.17	0.11	0.00	-0.01	10.59	-29.53	149.78	0.99	
INLET #1_000194.LAB	3/4/2020	9:13	2193.83	0.40	0.01	0.02	3.77	22.82	149.79	0.99	
INLET #1_000195.LAB	3/4/2020	9:13	42.70	0.31	0.00	0.00	0.05	-6.80	149.80	0.99	
INLET #1_000196.LAB	3/4/2020	9:13	15.05	0.32	0.00	0.00	0.01	-8.10	149.88	0.99	
INLET #1_000197.LAB	3/4/2020	9:13	9.75	0.22	0.00	0.01	0.00	-8.11	149.81	0.99	
INLET #1_000198.LAB	3/4/2020	9:14	10.53	0.31	0.00	0.01	0.00	-8.02	149.77	0.99	
INLET #1_000199.LAB	3/4/2020	9:14	10.54	2.42	0.04	0.01	0.00	-8.15	149.78	0.99	
INLET #1_000200.LAB	3/4/2020	9:14	9.04	2.19	0.04	0.03	0.00	-8.42	149.77	0.99	
INLET #1_000201.LAB	3/4/2020	9:14	7.25	2.92	0.04	0.06	0.00	-8.03	149.74	0.99	
INLET #1_000202.LAB	3/4/2020	9:15	6.17	2.99	0.04	0.09	0.00	-7.55	149.75	0.99	
INLET #1_000203.LAB	3/4/2020	9:15	5.02	3.04	0.04	0.12	0.00	-7.71	149.78	0.99	
INLET #1_000204.LAB	3/4/2020	9:15	4.82	3.07	0.04	0.14	0.00	-7.54	149.78	0.97	
INLET #1_000205.LAB	3/4/2020	9:15	4.77	3.04	0.04	0.13	0.00	-8.04	149.80	0.97	
INLET #1_000206.LAB	3/4/2020	9:16	4.55	3.27	0.04	0.13	0.00	-8.17	149.75	0.97	

MONTROSE AIR QUALITY SERVICES

USEPA Method 301-Sec. 12.0
Analyte Spiking
Statistical Analysis and Performance Criteria

Client: Medline Inlet #2
Date: 2/21/2020
Tracer Gas: 5.024 ppm v Sulfur Hexaflouride
Spike Gas: 100 ppm v Ethylene Oxide

Test Run Number	Date	Spike Specrta	Native Spectra	Spiked Results ppm v Ethylene Oxide S_i	Unspiked Results ppm v Ethylene Oxide M_i	Difference (S_i-M_i) d_i	Difference Squared d_i^2	Tracer Conc. ppm v	Dilution Factor DF	Calc'd. 1-DF	Diluted Spike Conc. ppb v CS	Intermed. Calc. $(1-DF*M_i)$	Theo. Spike Conc. ppb v VS	Recovery %R
1	2/21/2020	710	703	13.895	7.851	6.044	36.536	0.414	0.0824	0.9176	8.24	7.2033	15.45	89.9%
2	2/21/2020	711	704	13.585	7.446	6.139	37.683	0.417	0.0830	0.9170	8.30	6.8280	15.13	89.8%
3	2/21/2020	724	719	13.774	6.836	6.938	48.141	0.418	0.0831	0.9169	8.31	6.2676	14.58	94.5%
4	2/21/2020	725	720	13.267	6.844	6.422	41.248	0.415	0.0825	0.9175	8.25	6.2794	14.53	91.3%
5	2/21/2020	741	733	14.136	6.149	7.987	63.785	0.422	0.0840	0.9160	8.40	5.6331	14.03	100.8%
6	2/21/2020	742	734	13.931	6.315	7.616	58.000	0.422	0.0840	0.9160	8.40	5.7845	14.19	98.2%
7	2/21/2020	756	746	14.310	7.046	7.264	52.770	0.424	0.0844	0.9156	8.44	6.4515	14.89	96.1%
8	2/21/2020	757	747	14.176	7.982	6.193	38.356	0.422	0.0840	0.9160	8.40	7.3117	15.71	90.2%
9	2/21/2020	770	762	14.462	6.919	7.543	56.901	0.424	0.0843	0.9157	8.43	6.3357	14.77	97.9%
10	2/21/2020	773	763	14.264	7.150	7.114	50.603	0.427	0.0849	0.9151	8.49	6.5429	15.03	94.9%
11	2/21/2020	790	778	13.639	6.960	6.679	44.611	0.427	0.0851	0.9149	8.51	6.3679	14.88	91.7%
12	2/21/2020	791	779	14.034	6.976	7.058	49.820	0.427	0.0850	0.9150	8.50	6.3634	14.88	94.9%
			Mean of valid test runs:	13.956	7.040	6.917	48.204				8.39		14.84	94.13%

Number of test runs used in comparison:

n = 12 test runs

t value @ "n" runs (Table 301-3):

$t_{0.95}$ = 2.201

Sum of Differences:

$\sum_i^n d_i$ = 82.9981

Sum of Squared Differences:

$\sum_i^n d_i^2$ = 578.4533

Bias Analysis: Bias (Eq.301-18 derivative)

$d_i = \frac{(S_1+S_2)}{2} - \frac{(M_1+M_2)}{2} - CS$ **or** $d_i = \overline{S_i} - \overline{M_i} - VS$ = -7.9220

Bias Analysis: Numerical Bias (Eq. 301-19):

$B = \frac{\sum_i^n d_i}{n}$ = -7.9220

Bias Analysis: Standard Deviation of the Differences (Eq. 301-20):

$SD_d = \sqrt{\frac{\sum_i^n (d_i - d_m)^2}{(n-1)}}$ = 22.9395

Bias Analysis: T-Test @ 95% (Eq. 301-21, where $t < t_{0.95}$):

$t = \frac{|d_m|}{\left(\frac{SD_d}{\sqrt{n}}\right)}$ = 12.5336 evaluate using Relative Bias

Bias Analysis: Relative Bias (Eq. 301-22, where B_R <10%):

$B_R = \left|\frac{B}{VS}\right| \times 100\%$ = 3.39% acceptable-no Bias Correction required

Bias Analysis: Bias Correction Factor (Eq. 301-8):

$CF = \left(\frac{1}{1+\frac{B}{CS}}\right)$ = 2.1454

Precision Assessment: Precision Test Standard Deviation (Eq. 301-23):

$SD = \sqrt{\frac{\sum_i^n (s_i - s_m)^2}{(n-1)}}$ = 0.3456

Precision Assessment: Relative Standard Deviation (Eq.301-9 where RSD <20%)

$RSD = \left(\frac{SD}{S_m}\right) \times 100\%$ = 2.48% acceptable

% Spike Recovery (70%< %R <130%):

$\%R = \left(\frac{SD}{S_m}\right) \times 100\%$ = 94.13%

Spectrum	Date	Time	Ethylene o	METHANE	CO2% 150(	H2O% 150(	SULFUR H	Ethylene	Temp (C)	Pressure (/	Comments
INLET #2 301 VALIDATION_0001.LAB	2/20/2020	12:35	0.97	-0.10	0.00	0.00	0.00	0.07	150.96	1.04	
INLET #2 301 VALIDATION_0002BKG.LAE	2/20/2020	12:38	0.00	0.00	0.00	0.00	0.00	0.00	150.92	1.04	
INLET #2 301 VALIDATION_0003.LAB	2/20/2020	12:38	0.04	0.05	0.00	0.01	0.00	-0.01	150.97	1.04	
INLET #2 301 VALIDATION_0004.LAB	2/20/2020	12:38	-0.29	-0.02	0.00	0.00	0.00	-0.06	150.97	1.04	
INLET #2 301 VALIDATION_0005.LAB	2/20/2020	12:39	-0.09	-0.01	0.00	0.00	0.00	-0.01	150.95	1.04	
INLET #2 301 VALIDATION_0006.LAB	2/20/2020	12:39	-0.25	0.02	0.00	0.01	0.00	0.05	150.89	1.04	
INLET #2 301 VALIDATION_0007.LAB	2/20/2020	12:39	-0.46	-0.01	0.00	0.00	0.00	0.03	150.92	1.04	
INLET #2 301 VALIDATION_0008.LAB	2/20/2020	12:39	-0.35	-0.03	0.00	0.00	0.00	-0.05	150.95	1.04	
INLET #2 301 VALIDATION_0009.LAB	2/20/2020	12:40	1.29	0.07	0.01	0.00	0.00	0.03	150.97	1.04	
INLET #2 301 VALIDATION_0010.LAB	2/20/2020	12:40	50.84	1.53	0.08	0.05	0.00	0.11	150.97	1.04	
INLET #2 301 VALIDATION_0011.LAB	2/20/2020	12:40	24.29	0.82	0.04	0.05	0.00	0.00	150.96	1.04	
INLET #2 301 VALIDATION_0012.LAB	2/20/2020	12:40	21.33	1.76	0.10	0.08	0.00	-0.02	150.97	1.04	
INLET #2 301 VALIDATION_0013.LAB	2/20/2020	12:41	61.05	107.95	0.04	0.08	1.04	1.15	150.97	1.04	
INLET #2 301 VALIDATION_0014.LAB	2/20/2020	12:41	41.71	81.03	0.01	0.01	4.46	36.83	150.96	1.04	
INLET #2 301 VALIDATION_0015.LAB	2/20/2020	12:41	2.87	3.29	0.00	0.00	4.95	100.02	150.95	1.04	
INLET #2 301 VALIDATION_0016.LAB	2/20/2020	12:41	0.86	0.80	0.00	-0.01	4.99	101.39	150.96	1.04	
INLET #2 301 VALIDATION_0017.LAB	2/20/2020	12:42	0.24	0.54	0.00	-0.02	5.00	102.20	150.89	1.04	
INLET #2 301 VALIDATION_0018.LAB	2/20/2020	12:42	0.10	0.33	0.00	-0.01	5.00	102.12	150.92	1.04	
INLET #2 301 VALIDATION_0019.LAB	2/20/2020	12:42	0.21	0.13	0.00	-0.01	5.00	102.27	150.96	1.04	
INLET #2 301 VALIDATION_0020.LAB	2/20/2020	12:42	0.11	0.28	0.00	-0.03	5.01	102.19	150.97	1.04	
INLET #2 301 VALIDATION_0021.LAB	2/20/2020	12:43	-0.58	0.21	0.00	-0.01	4.86	99.47	150.92	1.04	
INLET #2 301 VALIDATION_0022.LAB	2/20/2020	12:43	2.02	1.70	0.09	0.04	1.25	24.28	150.89	1.04	
INLET #2 301 VALIDATION_0023.LAB	2/20/2020	12:43	38.09	2.24	0.12	0.11	0.07	1.44	150.86	1.04	
INLET #2 301 VALIDATION_0024.LAB	2/20/2020	12:46	93.48	2.12	0.12	0.18	0.01	0.21	150.89	1.04	
INLET #2 301 VALIDATION_0025.LAB	2/20/2020	12:46	92.23	2.21	0.12	0.19	0.01	0.27	150.92	1.04	
INLET #2 301 VALIDATION_0026.LAB	2/20/2020	12:46	91.54	2.19	0.12	0.20	0.01	0.29	150.94	1.04	
INLET #2 301 VALIDATION_0027.LAB	2/20/2020	12:46	475.15	2.58	0.12	0.20	0.06	1.26	150.94	1.04	
INLET #2 301 VALIDATION_0028.LAB	2/20/2020	12:46	756.64	2.31	0.11	0.20	0.31	6.57	150.97	1.04	

Spectrum	Date	Time	Ethylene o:	METHANE	CO2% 150(	H2O% 150(	SULFUR H	Ethylene	Temp (C)	Pressure (Atm)
INLET 2 301 SPIKING_0494.LAB	2/21/2020	11:46	-1.23	0.05	0.00	0.00	0.00	0.01	150.83	1.12
INLET 2 301 SPIKING_0495.LAB	2/21/2020	11:46	-1.37	0.12	0.00	0.01	0.00	0.05	150.84	1.12
INLET 2 301 SPIKING_0496.LAB	2/21/2020	11:47	-1.28	0.05	0.00	0.00	0.00	0.02	150.84	1.12
INLET 2 301 SPIKING_0497.LAB	2/21/2020	11:47	-1.40	0.15	0.00	0.00	0.00	-0.06	150.83	1.12
INLET 2 301 SPIKING_0498.LAB	2/21/2020	11:47	-1.37	0.11	0.00	0.00	0.00	-0.03	150.86	1.12
INLET 2 301 SPIKING_0499.LAB	2/21/2020	11:47	-1.34	0.05	0.00	-0.01	0.00	-0.01	150.83	1.12
INLET 2 301 SPIKING_0500.LAB	2/21/2020	11:48	-1.12	0.02	0.00	0.00	0.00	-0.03	150.84	1.12
INLET 2 301 SPIKING_0501.LAB	2/21/2020	11:48	-1.24	0.05	0.00	0.00	0.00	0.00	150.82	1.12
INLET 2 301 SPIKING_0502.LAB	2/21/2020	11:48	-1.07	0.05	0.00	0.00	0.00	0.01	150.85	1.12
INLET 2 301 SPIKING_0503.LAB	2/21/2020	11:49	-1.35	0.00	0.00	0.00	0.00	0.03	150.85	1.13

Spectrum	Date	Time	Ethylene o:	METHANE	CO2% 150(	H2O% 150(	SULFUR H	Ethylene	Temp (C)	Pressure (Atm)	
INLET 2 301 SPIKING_0504.LAB	2/21/2020	11:51	7.87	8.06	0.09	1.31	1.60	21.55	150.87	1.04	
INLET 2 301 SPIKING_0505.LAB	2/21/2020	11:52	-3.14	0.12	0.00	0.10	0.01	0.08	150.84	1.11	
INLET 2 301 SPIKING_0506.LAB	2/21/2020	11:52	-1.49	0.07	0.00	0.00	0.00	0.05	150.78	1.12	
INLET 2 301 SPIKING_0507.LAB	2/21/2020	11:52	-1.54	0.11	0.00	-0.01	0.00	0.04	150.84	1.12	
INLET 2 301 SPIKING_0508.LAB	2/21/2020	11:52	-1.42	0.07	0.00	0.00	0.00	0.02	150.82	1.12	
INLET 2 301 SPIKING_0509.LAB	2/21/2020	11:53	-0.97	0.07	0.00	0.01	0.00	0.11	150.79	1.12	
INLET 2 301 SPIKING_0510.LAB	2/21/2020	11:53	-1.17	0.04	0.00	-0.01	0.00	-0.05	150.84	1.12	
INLET 2 301 SPIKING_0511BKG.LAB	2/21/2020	11:56	0.00	0.00	0.00	0.00	0.00	0.00	150.84	1.13	background scan
INLET 2 301 SPIKING_0512.LAB	2/21/2020	11:57	0.15	0.02	0.00	0.00	0.00	-0.08	150.86	1.13	n2 baseline
INLET 2 301 SPIKING_0513.LAB	2/21/2020	11:57	-0.14	0.00	0.00	0.00	0.00	-0.06	150.80	1.13	
INLET 2 301 SPIKING_0514.LAB	2/21/2020	11:57	-0.24	0.00	0.00	0.02	0.00	0.00	150.82	1.11	
INLET 2 301 SPIKING_0515.LAB	2/21/2020	11:57	-4.38	0.55	0.01	0.92	0.01	0.43	150.83	1.04	
INLET 2 301 SPIKING_0516.LAB	2/21/2020	11:58	2.51	0.84	0.04	1.01	0.01	0.17	150.85	1.04	
INLET 2 301 SPIKING_0517.LAB	2/21/2020	11:58	29.98	2.28	0.11	1.23	0.00	-0.05	150.85	1.04	
INLET 2 301 SPIKING_0518.LAB	2/21/2020	11:58	35.82	2.42	0.11	1.29	0.00	0.06	150.87	1.04	
INLET 2 301 SPIKING_0519.LAB	2/21/2020	11:58	34.77	2.26	0.11	1.22	0.00	0.05	150.87	1.04	
INLET 2 301 SPIKING_0520.LAB	2/21/2020	11:59	35.94	2.37	0.12	1.19	0.00	0.11	150.86	1.04	
INLET 2 301 SPIKING_0521.LAB	2/21/2020	11:59	32.66	2.19	0.11	1.16	0.01	0.24	150.86	1.04	
INLET 2 301 SPIKING_0522.LAB	2/21/2020	11:59	34.26	2.20	0.11	1.16	0.00	0.19	150.87	1.04	
INLET 2 301 SPIKING_0523.LAB	2/21/2020	11:59	39.65	2.25	0.12	1.17	0.00	0.12	150.85	1.04	
INLET 2 301 SPIKING_0524.LAB	2/21/2020	12:00	41.47	2.25	0.12	1.16	0.00	0.14	150.86	1.04	
INLET 2 301 SPIKING_0525.LAB	2/21/2020	12:00	43.19	2.27	0.12	1.16	0.00	0.09	150.84	1.04	
INLET 2 301 SPIKING_0526.LAB	2/21/2020	12:00	43.87	2.25	0.12	1.16	0.00	0.03	150.87	1.04	
INLET 2 301 SPIKING_0527.LAB	2/21/2020	12:00	29.37	1.63	0.08	1.08	0.02	0.41	150.87	1.04	
INLET 2 301 SPIKING_0528.LAB	2/21/2020	12:01	5.46	3.15	0.02	0.81	0.10	0.48	150.86	1.04	
INLET 2 301 SPIKING_0529.LAB	2/21/2020	12:01	-1.80	0.30	0.00	0.81	0.01	0.04	150.87	1.04	
INLET 2 301 SPIKING_0530.LAB	2/21/2020	12:01	-1.82	0.07	0.00	0.77	0.00	0.04	150.85	1.04	
INLET 2 301 SPIKING_0531.LAB	2/21/2020	12:01	-2.68	0.17	0.00	0.73	0.00	0.00	150.85	1.04	
INLET 2 301 SPIKING_0532.LAB	2/21/2020	12:02	54.99	1.33	0.00	0.68	2.13	2.42	150.85	1.04	
INLET 2 301 SPIKING_0533.LAB	2/21/2020	12:02	94.75	0.15	0.00	0.64	5.09	2.73	150.85	1.04	
INLET 2 301 SPIKING_0534.LAB	2/21/2020	12:02	94.19	0.07	0.00	0.61	5.12	2.64	150.84	1.04	
INLET 2 301 SPIKING_0535.LAB	2/21/2020	12:03	94.65	0.04	0.00	0.56	5.13	2.70	150.85	1.04	
INLET 2 301 SPIKING_0536.LAB	2/21/2020	12:03	95.23	0.04	0.00	0.53	5.14	2.61	150.87	1.04	
INLET 2 301 SPIKING_0537.LAB	2/21/2020	12:03	96.05	0.10	0.00	0.54	5.14	2.69	150.87	1.04	

Spectrum	Date	Time	Ethylene o	METHANE	CO2% 150(	H2O% 150(	SULFUR H	Ethylene	Temp (C)	Pressure (A	Comments
INLET 2 301 SPIKING_0538.LAB	2/21/2020	12:03	96.53	0.08	0.00	0.52	5.14	2.62	150.83	1.04	
INLET 2 301 SPIKING_0539.LAB	2/21/2020	12:04	96.27	0.01	0.00	0.50	5.02	2.75	150.84	1.04	
INLET 2 301 SPIKING_0540.LAB	2/21/2020	12:04	86.27	0.57	0.03	0.59	3.97	2.27	150.86	1.04	
INLET 2 301 SPIKING_0541.LAB	2/21/2020	12:04	46.13	0.22	0.00	0.50	4.96	47.19	150.85	1.04	
INLET 2 301 SPIKING_0542.LAB	2/21/2020	12:04	5.02	0.12	0.00	0.47	5.14	101.75	150.85	1.04	
INLET 2 301 SPIKING_0543.LAB	2/21/2020	12:05	2.29	0.15	0.00	0.45	5.07	102.20	150.83	1.04	
INLET 2 301 SPIKING_0544.LAB	2/21/2020	12:05	1.26	0.07	0.00	0.43	5.03	102.07	150.86	1.04	
INLET 2 301 SPIKING_0545.LAB	2/21/2020	12:05	0.29	-0.01	0.00	0.41	5.02	102.06	150.86	1.04	CT5 injection
INLET 2 301 SPIKING_0546.LAB	2/21/2020	12:05	0.30	0.00	0.00	0.41	5.01	102.36	150.86	1.04	100.4 ppm Ethylene/4.8
INLET 2 301 SPIKING_0547.LAB	2/21/2020	12:06	0.41	0.08	0.00	0.40	5.02	102.33	150.87	1.04	
INLET 2 301 SPIKING_0548.LAB	2/21/2020	12:06	0.08	0.07	0.00	0.39	5.02	102.55	150.87	1.04	
INLET 2 301 SPIKING_0549.LAB	2/21/2020	12:06	-0.53	0.13	0.00	0.39	5.02	102.72	150.87	1.04	
INLET 2 301 SPIKING_0550.LAB	2/21/2020	12:06	9.89	0.78	0.04	0.49	2.91	56.86	150.86	1.04	
INLET 2 301 SPIKING_0551.LAB	2/21/2020	12:07	33.21	2.33	0.11	0.83	0.18	3.68	150.85	1.04	
INLET 2 301 SPIKING_0552.LAB	2/21/2020	12:07	23.67	1.61	0.08	0.86	1.35	24.06	150.86	1.04	
INLET 2 301 SPIKING_0553.LAB	2/21/2020	12:07	0.24	0.20	0.00	0.48	2.97	55.78	150.86	1.04	
INLET 2 301 SPIKING_0554.LAB	2/21/2020	12:08	44.35	-0.04	0.00	0.38	2.39	6.50	150.85	1.04	
INLET 2 301 SPIKING_0555.LAB	2/21/2020	12:08	93.94	0.09	0.00	0.36	5.13	3.41	150.88	1.04	
INLET 2 301 SPIKING_0556.LAB	2/21/2020	12:08	96.00	-0.02	0.00	0.34	5.16	3.03	150.84	1.04	
INLET 2 301 SPIKING_0557.LAB	2/21/2020	12:08	96.73	-0.04	0.00	0.34	5.16	3.04	150.87	1.04	Cal Std injection
INLET 2 301 SPIKING_0558.LAB	2/21/2020	12:09	76.61	0.72	0.04	0.46	3.15	2.22	150.87	1.04	100 ppm ETO/5.024 SF6
INLET 2 301 SPIKING_0559.LAB	2/21/2020	12:09	46.03	1.81	0.09	0.77	1.14	0.84	150.85	1.04	
INLET 2 301 SPIKING_0560.LAB	2/21/2020	12:09	43.01	1.88	0.10	0.82	0.92	0.65	150.85	1.04	
INLET 2 301 SPIKING_0561.LAB	2/21/2020	12:09	41.82	1.85	0.09	0.85	0.91	0.62	150.85	1.04	
INLET 2 301 SPIKING_0562.LAB	2/21/2020	12:10	41.46	1.91	0.09	0.82	0.90	0.65	150.87	1.04	
Spectrum	Date	Time	Ethylene o:	METHANE	CO2% 150(	H2O% 150(	SULFUR H	Ethylene	Temp (C)	Pressure (Atm)	
INLET 2 301 SPIKING_0697.LAB	2/21/2020	13:03	7.88	2.26	0.10	0.85	0.00	0.01	150.87	1.03	
INLET 2 301 SPIKING_0698.LAB	2/21/2020	13:03	8.59	2.22	0.10	0.85	0.00	0.03	150.85	1.03	
INLET 2 301 SPIKING_0699.LAB	2/21/2020	13:03	7.48	2.21	0.10	0.87	0.00	0.03	150.87	1.03	
INLET 2 301 SPIKING_0700.LAB	2/21/2020	13:03	7.90	2.15	0.10	0.84	0.00	-0.01	150.87	1.03	
INLET 2 301 SPIKING_0701.LAB	2/21/2020	13:04	8.11	2.23	0.10	0.85	0.00	-0.03	150.87	1.03	
INLET 2 301 SPIKING_0702.LAB	2/21/2020	13:04	8.02	2.26	0.10	0.86	0.00	0.07	150.87	1.03	
INLET 2 301 SPIKING_0703.LAB	2/21/2020	13:04	7.85	2.21	0.10	0.85	0.00	0.09	150.87	1.03	native 1
INLET 2 301 SPIKING_0704.LAB	2/21/2020	13:04	7.45	2.21	0.09	0.89	0.00	0.03	150.87	1.03	native 2
INLET 2 301 SPIKING_0705.LAB	2/21/2020	13:05	11.29	2.13	0.09	0.83	0.30	0.18	150.86	1.03	
INLET 2 301 SPIKING_0706.LAB	2/21/2020	13:05	12.96	2.17	0.09	0.88	0.42	0.30	150.84	1.03	
INLET 2 301 SPIKING_0707.LAB	2/21/2020	13:05	13.53	2.03	0.09	0.86	0.42	0.23	150.85	1.03	
INLET 2 301 SPIKING_0708.LAB	2/21/2020	13:05	13.76	2.10	0.09	0.83	0.42	0.27	150.86	1.03	
INLET 2 301 SPIKING_0709.LAB	2/21/2020	13:06	13.36	2.03	0.09	0.86	0.42	0.24	150.84	1.03	
INLET 2 301 SPIKING_0710.LAB	2/21/2020	13:06	13.90	2.10	0.09	0.81	0.41	0.25	150.85	1.03	spike 1
INLET 2 301 SPIKING_0711.LAB	2/21/2020	13:06	13.58	2.12	0.09	0.86	0.42	0.30	150.87	1.03	spike 2
INLET 2 301 SPIKING_0712.LAB	2/21/2020	13:07	13.69	2.06	0.09	0.80	0.38	0.24	150.85	1.03	
INLET 2 301 SPIKING_0713.LAB	2/21/2020	13:07	7.87	2.25	0.10	0.86	0.03	0.10	150.87	1.03	
INLET 2 301 SPIKING_0714.LAB	2/21/2020	13:07	6.98	2.26	0.10	0.81	0.01	-0.02	150.86	1.03	
INLET 2 301 SPIKING_0715.LAB	2/21/2020	13:07	6.42	2.28	0.10	0.88	0.01	0.02	150.87	1.03	
INLET 2 301 SPIKING_0716.LAB	2/21/2020	13:08	6.73	2.26	0.10	0.82	0.01	0.09	150.87	1.03	
INLET 2 301 SPIKING_0717.LAB	2/21/2020	13:08	6.81	2.22	0.10	0.87	0.00	-0.01	150.86	1.03	
INLET 2 301 SPIKING_0718.LAB	2/21/2020	13:08	7.39	2.23	0.10	0.83	0.00	-0.08	150.87	1.03	
INLET 2 301 SPIKING_0719.LAB	2/21/2020	13:08	6.84	2.21	0.10	0.85	0.00	-0.05	150.87	1.03	native 3
INLET 2 301 SPIKING_0720.LAB	2/21/2020	13:09	6.84	2.26	0.10	0.84	0.00	0.07	150.85	1.03	native 4
INLET 2 301 SPIKING_0721.LAB	2/21/2020	13:09	12.59	2.10	0.09	0.87	0.38	0.32	150.87	1.03	
INLET 2 301 SPIKING_0722.LAB	2/21/2020	13:09	13.51	2.07	0.09	0.80	0.42	0.20	150.85	1.03	
INLET 2 301 SPIKING_0723.LAB	2/21/2020	13:09	13.38	2.05	0.09	0.86	0.42	0.30	150.85	1.03	
INLET 2 301 SPIKING_0724.LAB	2/21/2020	13:10	13.77	2.03	0.09	0.83	0.42	0.29	150.88	1.03	spike 3
INLET 2 301 SPIKING_0725.LAB	2/21/2020	13:10	13.27	2.06	0.09	0.87	0.41	0.14	150.85	1.03	spike 4
INLET 2 301 SPIKING_0726.LAB	2/21/2020	13:10	13.47	2.12	0.09	0.82	0.39	0.33	150.88	1.03	
INLET 2 301 SPIKING_0727.LAB	2/21/2020	13:10	13.93	2.16	0.09	0.88	0.42	0.18	150.85	1.03	
INLET 2 301 SPIKING_0728.LAB	2/21/2020	13:11	12.79	2.22	0.09	0.84	0.31	0.20	150.87	1.03	
INLET 2 301 SPIKING_0729.LAB	2/21/2020	13:11	7.36	2.28	0.10	0.86	0.02	-0.01	150.87	1.03	
INLET 2 301 SPIKING_0730.LAB	2/21/2020	13:11	7.12	2.20	0.10	0.83	0.01	-0.10	150.87	1.03	
INLET 2 301 SPIKING_0731.LAB	2/21/2020	13:12	7.17	2.28	0.10	0.85	0.00	-0.07	150.87	1.03	
INLET 2 301 SPIKING_0732.LAB	2/21/2020	13:12	7.29	2.23	0.09	0.82	0.00	0.00	150.87	1.03	
INLET 2 301 SPIKING_0733.LAB	2/21/2020	13:12	6.15	2.29	0.10	0.89	0.00	0.00	150.86	1.03	native 5
INLET 2 301 SPIKING_0734.LAB	2/21/2020	13:12	6.32	2.25	0.10	0.83	0.00	-0.01	150.87	1.03	native 6
INLET 2 301 SPIKING_0735.LAB	2/21/2020	13:13	6.93	2.20	0.10	0.89	0.00	0.14	150.87	1.03	
INLET 2 301 SPIKING_0736.LAB	2/21/2020	13:13	8.33	2.14	0.09	0.83	0.11	0.16	150.87	1.03	
INLET 2 301 SPIKING_0737.LAB	2/21/2020	13:13	13.84	2.02	0.09	0.87	0.41	0.15	150.87	1.03	
INLET 2 301 SPIKING_0738.LAB	2/21/2020	13:13	14.43	2.11	0.09	0.81	0.42	0.28	150.87	1.03	
INLET 2 301 SPIKING_0739.LAB	2/21/2020	13:14	14.29	2.08	0.09	0.87	0.42	0.28	150.87	1.03	
INLET 2 301 SPIKING_0740.LAB	2/21/2020	13:14	14.00	1.96	0.09	0.80	0.42	0.27	150.87	1.03	
INLET 2 301 SPIKING_0741.LAB	2/21/2020	13:14	14.14	2.06	0.09	0.85	0.42	0.26	150.87	1.03	spike 5
INLET 2 301 SPIKING_0742.LAB	2/21/2020	13:14	13.93	2.17	0.09	0.82	0.42	0.27	150.87	1.03	spike 6
INLET 2 301 SPIKING_0743.LAB	2/21/2020	13:15	14.13	2.00	0.09	0.84	0.42	0.25	150.86	1.03	
INLET 2 301 SPIKING_0744.LAB	2/21/2020	13:15	8.36	2.28	0.09	0.85	0.06	0.03	150.86	1.03	
INLET 2 301 SPIKING_0745.LAB	2/21/2020	13:15	7.28	2.22	0.09	0.82	0.01	0.06	150.87	1.03	
INLET 2 301 SPIKING_0746.LAB	2/21/2020	13:15	7.05	2.34	0.09	0.86	0.01	0.02	150.86	1.03	native 7

Spectrum	Date	Time	Ethylene o	METHANE	CO2% 150(	H2O% 150(	SULFUR H	Ethylene	Temp (C)	Pressure (/	Comments
INLET 2 301 SPIKING_0747.LAB	2/21/2020	13:16	7.76	2.21	0.09	0.83	0.00	-0.03	150.86	1.03	**native 8**
INLET 2 301 SPIKING_0748.LAB	2/21/2020	13:16	7.57	2.26	0.09	0.86	0.01	0.04	150.87	1.03	
INLET 2 301 SPIKING_0749.LAB	2/21/2020	13:16	7.82	2.24	0.10	0.82	0.00	0.04	150.85	1.03	
INLET 2 301 SPIKING_0750.LAB	2/21/2020	13:16	7.98	2.24	0.09	0.86	0.00	0.07	150.82	1.03	
INLET 2 301 SPIKING_0751.LAB	2/21/2020	13:17	8.58	2.20	0.09	0.79	0.12	0.10	150.86	1.03	
INLET 2 301 SPIKING_0752.LAB	2/21/2020	13:17	13.88	2.04	0.09	0.84	0.42	0.18	150.86	1.03	
INLET 2 301 SPIKING_0753.LAB	2/21/2020	13:17	14.09	2.05	0.09	0.84	0.42	0.28	150.82	1.03	
INLET 2 301 SPIKING_0754.LAB	2/21/2020	13:18	13.43	2.10	0.09	0.84	0.42	0.26	150.85	1.03	
INLET 2 301 SPIKING_0755.LAB	2/21/2020	13:18	14.14	2.15	0.09	0.84	0.42	0.28	150.86	1.03	
INLET 2 301 SPIKING_0756.LAB	2/21/2020	13:18	14.31	2.04	0.09	0.83	0.42	0.19	150.86	1.03	**spike 7**
INLET 2 301 SPIKING_0757.LAB	2/21/2020	13:18	14.18	2.11	0.09	0.83	0.42	0.29	150.85	1.03	**spike** 8
INLET 2 301 SPIKING_0758.LAB	2/21/2020	13:19	13.63	2.09	0.09	0.84	0.41	0.21	150.84	1.03	
INLET 2 301 SPIKING_0759.LAB	2/21/2020	13:19	8.12	2.16	0.09	0.84	0.05	0.15	150.82	1.03	
INLET 2 301 SPIKING_0760.LAB	2/21/2020	13:19	7.46	2.27	0.09	0.85	0.01	-0.02	150.80	1.03	
INLET 2 301 SPIKING_0761.LAB	2/21/2020	13:19	7.33	2.31	0.09	0.81	0.01	0.00	150.79	1.03	
INLET 2 301 SPIKING_0762.LAB	2/21/2020	13:20	6.92	2.34	0.09	0.86	0.00	0.09	150.82	1.03	**native** 9
INLET 2 301 SPIKING_0763.LAB	2/21/2020	13:20	7.15	2.28	0.09	0.84	0.00	0.08	150.81	1.03	**native 10**
INLET 2 301 SPIKING_0764.LAB	2/21/2020	13:20	7.19	2.24	0.09	0.85	0.00	0.04	150.87	1.03	
INLET 2 301 SPIKING_0765.LAB	2/21/2020	13:20	7.41	2.26	0.09	0.80	0.00	-0.01	150.82	1.03	
INLET 2 301 SPIKING_0766.LAB	2/21/2020	13:21	11.76	2.17	0.09	0.85	0.32	0.08	150.84	1.03	
INLET 2 301 SPIKING_0767.LAB	2/21/2020	13:21	13.90	2.00	0.09	0.80	0.42	0.20	150.87	1.03	
INLET 2 301 SPIKING_0768.LAB	2/21/2020	13:21	13.98	2.10	0.09	0.83	0.42	0.24	150.81	1.03	
INLET 2 301 SPIKING_0769.LAB	2/21/2020	13:21	14.14	2.04	0.09	0.83	0.42	0.27	150.85	1.03	
INLET 2 301 SPIKING_0770.LAB	2/21/2020	13:22	14.46	2.11	0.09	0.83	0.42	0.33	150.85	1.03	**spike** 9
INLET 2 301 SPIKING_0771.LAB	2/21/2020	13:22	13.91	2.08	0.09	0.84	0.42	0.22	150.87	1.03	
INLET 2 301 SPIKING_0772.LAB	2/21/2020	13:22	14.21	2.06	0.09	0.84	0.42	0.32	150.85	1.03	
INLET 2 301 SPIKING_0773.LAB	2/21/2020	13:22	14.26	2.13	0.09	0.84	0.43	0.25	150.87	1.03	**spike 10**
INLET 2 301 SPIKING_0774.LAB	2/21/2020	13:23	13.81	2.11	0.09	0.83	0.41	0.19	150.85	1.03	
INLET 2 301 SPIKING_0775.LAB	2/21/2020	13:23	8.14	2.21	0.09	0.86	0.04	0.09	150.85	1.03	
INLET 2 301 SPIKING_0776.LAB	2/21/2020	13:23	6.98	2.31	0.09	0.78	0.01	-0.04	150.84	1.03	
INLET 2 301 SPIKING_0777.LAB	2/21/2020	13:24	7.27	2.31	0.09	0.85	0.00	-0.01	150.83	1.03	
INLET 2 301 SPIKING_0778.LAB	2/21/2020	13:24	6.96	2.32	0.09	0.79	0.00	0.08	150.87	1.03	**native 11**
INLET 2 301 SPIKING_0779.LAB	2/21/2020	13:24	6.98	2.23	0.09	0.85	0.00	0.06	150.85	1.03	**native** 12
INLET 2 301 SPIKING_0780.LAB	2/21/2020	13:24	7.19	2.37	0.09	0.84	0.00	-0.01	150.85	1.03	
INLET 2 301 SPIKING_0781.LAB	2/21/2020	13:25	7.11	2.22	0.10	0.85	0.00	0.04	150.86	1.03	
INLET 2 301 SPIKING_0782.LAB	2/21/2020	13:25	7.57	2.25	0.10	0.84	0.00	-0.09	150.86	1.03	
INLET 2 301 SPIKING_0783.LAB	2/21/2020	13:25	7.36	2.30	0.10	0.84	0.01	-0.01	150.85	1.03	
INLET 2 301 SPIKING_0784.LAB	2/21/2020	13:25	11.22	2.20	0.09	0.83	0.29	0.25	150.87	1.03	
INLET 2 301 SPIKING_0785.LAB	2/21/2020	13:26	13.57	2.12	0.09	0.81	0.42	0.16	150.87	1.03	
INLET 2 301 SPIKING_0786.LAB	2/21/2020	13:26	14.01	2.09	0.09	0.81	0.42	0.28	150.85	1.03	
INLET 2 301 SPIKING_0787.LAB	2/21/2020	13:26	13.24	2.07	0.09	0.80	0.42	0.23	150.87	1.03	
INLET 2 301 SPIKING_0788.LAB	2/21/2020	13:26	13.41	2.09	0.09	0.82	0.42	0.21	150.87	1.03	
INLET 2 301 SPIKING_0789.LAB	2/21/2020	13:27	13.73	2.09	0.09	0.81	0.43	0.29	150.86	1.03	
INLET 2 301 SPIKING_0790.LAB	2/21/2020	13:27	13.64	2.14	0.09	0.82	0.43	0.21	150.87	1.03	**spike 11**
INLET 2 301 SPIKING_0791.LAB	2/21/2020	13:27	14.03	2.08	0.09	0.83	0.43	0.25	150.87	1.03	**spike 12**
INLET 2 301 SPIKING_0792.LAB	2/21/2020	13:27	10.51	2.14	0.09	0.82	0.19	0.14	150.84	1.03	

MONTROSE AIR QUALITY SERVICES

USEPA Method 301-Sec. 12.0
Analyte Spiking
Statistical Analysis and Performance Criteria

Candidate: Inlet #3
Date: 2/25/2020
Tracer Gas: 5.024 ppb v Sulfur Hexaflouride
Spike Gas: 100 ppm v Ethylene Oxide

	Test Run Number	Date	Spiked Spectra#	Native Spectra#	Spiked Results ppm v Ethylene Oxide S_i	Unspiked Results ppm v Ethylene Oxide M_i	Difference (S_i-M_i) d_i	Difference Squared d_i^2	Tracer Conc. ppb v	Dilution Factor DF	Calc'd. 1-DF	Diluted Spike Conc. ppb v CS	Intermed. Calc. $(1-DF*M_i)$	Theo. Spike Conc. ppb v VS	Recovery %R
	1	2/25/2020	2572	2580	23.000	14.950	8.05	64.80	0.500	0.0995	0.9005	9.95	13.4621	23.41	98.2%
	2	2/25/2020	2595	2605	22.130	14.210	7.92	62.73	0.500	0.0995	0.9005	9.95	12.7958	22.75	97.3%
	3	2/25/2020	2622	2634	21.600	14.610	6.99	48.86	0.500	0.0995	0.9005	9.95	13.1560	23.11	93.5%
				Mean of valid test runs:	**22.243**	**14.590**	**7.65**	**58.80**				**9.95**		**23.09**	**96.33%**

* data omitted from calculations

Number of test runs used in comparison:

n = **3** test runs

t value @ "n" runs (Table 301-3):

$t_{0.95}$ = **4.303**

Sum of Differences:

$\sum_i^n d_i$ = **22.9600**

Sum of Squared Differences:

$\sum_i^n d_i^2$ = **176.3890**

Bias Analysis: Bias (Eq.301-18 derivative)

$d_i = \frac{(S_{1_i}+S_{2_i})}{2} - \frac{(M_{1_i}+M_{2_i})}{2} - CS$ **OR** $d_i = \overline{S_i} - \overline{M_i} - VS$ = **-15.4369**

Bias Analysis: Numerical Bias (Eq. 301-19):

$B = \frac{\sum_i^n d_i}{n}$ = **-15.4369**

Bias Analysis: Standard Deviation of the Differences (Eq. 301-20):

$SD_d = \sqrt{\frac{\sum_i^n (d_i - d_m)^2}{(n-1)}}$ = **10.8234**

Bias Analysis: T-Test @ 95% (Eq. 301-21, where $t < t_{0.95}$):

$t = \frac{|d_m|}{\left(\frac{SD_d}{\sqrt{n}}\right)}$ = **3.6742** **bias is insignificant-no bias correction needed**

Bias Analysis: Relative Bias (Eq. 301-22, where B_R <10%):

$B_R = \left|\frac{B}{VS}\right| \times 100\%$ = **66.86%**

Bias Analysis: Bias Correction Factor (Eq. 301-8):

$CF = \left(\frac{1}{1+\frac{B}{CS}}\right)$ = **3.02**

Precision Assessment: Precision Test Standard Deviation (Eq. 301-23):

$SD = \sqrt{\frac{\sum_i^n (s_i - s_m)^2}{(n-1)}}$ = **0.6069**

Precision Assessment: Relative Standard Deviation (Eq.301-9 where RSD <20%)

$RSD = \left(\frac{SD}{S_m}\right) \times 100\%$ = **2.73%** **acceptable**

% Spike Recovery (70%< %R <130%):

$\%R = \left(\frac{SD}{S_m}\right) \times 100\%$ = **96.33%**

Spectrum	Date	Time	Ethylene o	Ethane	METHANE	CO2% 1	H2O% 1	SULFUR HE	ETHYLE	Temp (	Pressu	Comments
INLET #3_002497.LAB	2/25/2020	15:05	13.90	1.25	4.34	0.10	0.86	0.00	-15.17	150.20	1.00	
INLET #3_002498.LAB	2/25/2020	15:05	14.05	1.14	3.50	0.10	0.89	0.00	-14.82	150.19	1.00	
INLET #3_002499.LAB	2/25/2020	15:05	14.03	1.04	4.29	0.10	0.87	0.00	-14.65	150.20	1.00	
INLET #3_002500.LAB	2/25/2020	15:05	13.90	0.99	3.80	0.10	0.87	0.00	-14.42	150.20	1.00	
INLET #3_002501.LAB	2/25/2020	15:06	13.97	0.97	3.87	0.10	0.87	0.00	-14.68	150.19	1.00	
INLET #3_002502.LAB	2/25/2020	15:06	14.01	0.97	3.63	0.10	0.88	0.00	-14.55	150.19	1.00	
INLET #3_002503.LAB	2/25/2020	15:06	14.45	0.88	3.92	0.10	0.84	0.00	-14.33	150.18	1.00	
INLET #3_002504.LAB	2/25/2020	15:06	14.45	0.83	4.17	0.10	0.88	0.00	-14.12	150.18	1.00	
INLET #3_002505.LAB	2/25/2020	15:07	13.90	0.77	3.53	0.10	0.87	0.00	-14.08	150.18	1.00	
INLET #3_002506.LAB	2/25/2020	15:07	13.56	0.75	3.56	0.10	0.87	0.00	-14.21	150.19	1.00	
INLET #3_002507.LAB	2/25/2020	15:07	10.70	0.85	3.53	0.10	0.84	0.00	-14.02	150.21	1.00	
INLET #3_002508.LAB	2/25/2020	15:08	12.97	0.79	3.66	0.10	0.86	0.00	-13.99	150.17	1.00	
INLET #3_002509.LAB	2/25/2020	15:08	13.71	0.84	3.58	0.10	0.88	0.00	-14.15	150.19	1.00	
INLET #3_002510.LAB	2/25/2020	15:08	13.91	0.79	4.08	0.10	0.85	0.00	-14.21	150.19	1.00	
INLET #3_002511.LAB	2/25/2020	15:08	14.09	0.70	4.15	0.10	0.88	0.00	-14.15	150.17	1.00	
INLET #3_002512.LAB	2/25/2020	15:09	13.88	0.52	3.85	0.10	0.85	0.00	-13.55	150.20	1.00	
INLET #3_002513.LAB	2/25/2020	15:09	13.64	0.53	3.62	0.10	0.88	0.00	-13.45	150.17	1.00	
INLET #3_002514.LAB	2/25/2020	15:09	13.63	0.52	3.77	0.10	0.88	0.00	-13.58	150.19	1.00	
INLET #3_002515.LAB	2/25/2020	15:09	13.44	0.44	3.64	0.10	0.87	0.00	-13.57	150.17	1.00	
INLET #3_002516.LAB	2/25/2020	15:09	13.96	0.49	3.57	0.10	0.88	0.00	-13.33	150.20	1.00	
INLET #3_002517.LAB	2/25/2020	15:10	14.02	0.56	4.07	0.10	0.86	0.00	-13.76	150.18	1.00	
INLET #3_002518.LAB	2/25/2020	15:10	13.83	0.61	4.10	0.10	0.88	0.00	-13.75	150.17	1.00	
INLET #3_002519.LAB	2/25/2020	15:10	13.12	0.58	3.75	0.10	0.86	0.00	-13.78	150.20	1.00	
INLET #3_002520.LAB	2/25/2020	15:10	40.72	0.51	3.04	0.05	0.66	1.99	-11.06	150.17	1.00	
INLET #3_002521.LAB	2/25/2020	15:11	76.99	-0.24	2.71	0.02	0.45	4.22	-12.87	150.19	1.00	
INLET #3_002522.LAB	2/25/2020	15:11	79.23	-0.27	2.25	0.02	0.44	4.24	-12.92	150.17	1.00	
INLET #3_002523.LAB	2/25/2020	15:11	80.09	-0.22	2.20	0.02	0.40	4.26	-12.90	150.22	1.00	
INLET #3_002524.LAB	2/25/2020	15:11	80.49	-0.23	1.87	0.02	0.40	4.26	-13.11	150.20	1.00	
INLET #3_002525.LAB	2/25/2020	15:12	80.55	-0.25	2.24	0.02	0.38	4.25	-12.96	150.20	1.00	
INLET #3_002526.LAB	2/25/2020	15:12	82.00	-0.26	2.25	0.02	0.37	4.28	-13.07	150.19	1.00	
INLET #3_002527.LAB	2/25/2020	15:12	83.28	-0.19	1.72	0.02	0.35	4.38	-12.62	150.19	1.00	
INLET #3_002528.LAB	2/25/2020	15:13	86.12	-0.26	2.42	0.01	0.34	4.55	-13.26	150.18	0.99	
INLET #3_002529.LAB	2/25/2020	15:13	91.06	-0.22	2.10	0.01	0.33	4.88	-12.92	150.19	1.00	
INLET #3_002530.LAB	2/25/2020	15:13	96.09	-0.25	2.28	0.00	0.31	5.18	-12.60	150.21	0.99	
INLET #3_002531.LAB	2/25/2020	15:13	96.09	-0.22	1.71	0.00	0.31	5.18	-12.21	150.21	0.99	
INLET #3_002532.LAB	2/25/2020	15:14	96.48	-0.23	1.60	0.00	0.30	5.18	-12.41	150.20	0.99	
INLET #3_002533.LAB	2/25/2020	15:14	96.91	-0.16	2.10	0.00	0.29	5.18	-13.06	150.21	0.99	
INLET #3_002534.LAB	2/25/2020	15:14	97.19	-0.19	1.71	0.00	0.29	5.19	-12.63	150.17	0.99	
INLET #3_002535.LAB	2/25/2020	15:14	97.42	-0.19	1.99	0.00	0.28	5.18	-12.76	150.19	0.99	
INLET #3_002536.LAB	2/25/2020	15:15	97.27	-0.19	1.87	0.00	0.27	5.19	-12.84	150.19	0.99	
INLET #3_002537.LAB	2/25/2020	15:15	97.80	-0.15	1.74	0.00	0.27	5.19	-12.72	150.22	0.99	
INLET #3_002538.LAB	2/25/2020	15:15	97.92	-0.19	1.43	0.00	0.26	5.19	-12.61	150.22	0.99	
INLET #3_002539.LAB	2/25/2020	15:15	97.87	-0.12	1.41	0.00	0.25	5.19	-12.80	150.22	0.99	
INLET #3_002540.LAB	2/25/2020	15:16	98.35	-0.15	1.50	0.00	0.26	5.19	-12.82	150.23	0.99	
INLET #3_002541.LAB	2/25/2020	15:16	98.21	-0.20	1.34	0.00	0.24	5.19	-12.94	150.20	0.99	
INLET #3_002542.LAB	2/25/2020	15:16	98.53	-0.10	1.51	0.00	0.24	5.19	-13.29	150.23	0.99	
INLET #3_002543.LAB	2/25/2020	15:16	99.10	-0.24	1.85	0.00	0.24	5.19	-13.28	150.23	0.99	
INLET #3_002544.LAB	2/25/2020	15:17	98.89	-0.15	2.27	0.00	0.23	5.20	-13.33	150.18	0.99	
INLET #3_002545.LAB	2/25/2020	15:17	98.95	-0.16	1.57	0.00	0.24	5.19	-13.45	150.19	0.99	Full cylinder injection
INLET #3_002546.LAB	2/25/2020	15:17	99.06	-0.07	2.27	0.00	0.23	5.20	-13.59	150.18	0.99	check std 100 ppm ETC
INLET #3_002547.LAB	2/25/2020	15:17	98.99	-0.08	1.85	0.00	0.22	5.20	-13.53	150.20	0.99	
INLET #3_002548.LAB	2/25/2020	15:18	98.83	-0.17	1.68	0.00	0.21	5.20	-12.85	150.23	0.99	
INLET #3_002549.LAB	2/25/2020	15:18	98.93	-0.08	1.42	0.00	0.23	5.13	-13.06	150.20	0.99	
INLET #3_002550.LAB	2/25/2020	15:18	53.23	1.05	3.00	0.07	0.52	1.56	-14.68	150.25	0.99	
INLET #3_002551.LAB	2/25/2020	15:18	33.49	1.74	3.65	0.09	0.64	0.91	-16.78	150.18	0.99	
INLET #3_002552.LAB	2/25/2020	15:19	31.11	1.93	3.43	0.09	0.63	0.89	-17.43	150.23	1.00	
INLET #3_002553.LAB	2/25/2020	15:19	29.96	2.73	3.62	0.09	0.62	0.88	-16.77	150.21	1.00	
INLET #3_002554.LAB	2/25/2020	15:19	30.21	1.83	3.20	0.09	0.64	0.88	-17.02	150.23	0.99	
INLET #3_002555.LAB	2/25/2020	15:19	29.60	1.51	3.38	0.09	0.64	0.88	-16.07	150.20	0.99	
INLET #3_002556.LAB	2/25/2020	15:20	27.61	1.46	3.71	0.09	0.67	0.72	-15.74	150.25	0.99	
INLET #3_002557.LAB	2/25/2020	15:20	26.15	1.33	3.69	0.10	0.67	0.64	-15.64	150.22	0.99	
INLET #3_002558.LAB	2/25/2020	15:20	25.69	1.21	4.01	0.10	0.68	0.63	-15.37	150.21	1.00	
INLET #3_002559.LAB	2/25/2020	15:20	24.94	1.15	3.72	0.10	0.68	0.64	-15.35	150.20	0.99	
INLET #3_002560.LAB	2/25/2020	15:21	24.95	1.09	3.93	0.10	0.69	0.63	-15.58	150.19	1.00	
INLET #3_002561.LAB	2/25/2020	15:21	24.55	1.06	3.92	0.10	0.68	0.59	-15.24	150.21	1.00	
INLET #3_002562.LAB	2/25/2020	15:21	23.89	1.06	3.70	0.10	0.69	0.55	-14.67	150.17	1.00	
INLET #3_002563.LAB	2/25/2020	15:21	23.61	1.05	3.81	0.10	0.69	0.55	-14.99	150.19	1.00	
INLET #3_002564.LAB	2/25/2020	15:22	23.87	1.02	3.46	0.10	0.70	0.55	-14.82	150.21	1.00	
INLET #3_002565.LAB	2/25/2020	15:22	23.84	0.96	3.75	0.10	0.70	0.56	-15.02	150.21	1.00	
INLET #3_002566.LAB	2/25/2020	15:22	23.35	0.91	3.77	0.10	0.70	0.51	-14.84	150.25	1.00	
INLET #3_002567.LAB	2/25/2020	15:22	22.55	0.85	3.96	0.10	0.70	0.47	-14.39	150.17	1.00	
INLET #3_002568.LAB	2/25/2020	15:23	22.18	0.86	4.01	0.10	0.71	0.47	-14.06	150.19	1.00	
INLET #3_002569.LAB	2/25/2020	15:23	22.43	0.78	3.75	0.10	0.71	0.47	-14.26	150.19	1.00	
INLET #3_002570.LAB	2/25/2020	15:23	22.18	0.84	4.01	0.10	0.71	0.47	-14.51	150.20	1.00	
INLET #3_002571.LAB	2/25/2020	15:23	22.34	0.77	4.37	0.10	0.71	0.47	-14.62	150.18	1.00	
INLET #3_002572.LAB	2/25/2020	15:24	23.00	0.78	3.90	0.10	0.71	0.50	-14.20	150.18	1.00	spike 1
INLET #3_002573.LAB	2/25/2020	15:24	22.70	0.74	3.33	0.10	0.70	0.50	-14.23	150.18	1.00	
INLET #3_002575.LAB	2/25/2020	15:24	22.37	0.72	3.31	0.10	0.70	0.50	-13.93	150.16	1.00	
INLET #3_002576.LAB	2/25/2020	15:25	20.61	0.81	4.03	0.10	0.72	0.38	-14.17	150.24	1.00	
INLET #3_002577.LAB	2/25/2020	15:25	15.84	0.80	4.01	0.11	0.75	0.08	-14.10	150.20	1.00	

Spectrum	Date	Time	Ethylene o	Ethane	METHANE	CO2% 1	H2O% 1	SULFUR HE	ETHYLE	Temp (	Pressur	Comments
INLET #3_002578.LAB	2/25/2020	15:25	15.59	0.75	3.53	0.11	0.75	0.07	-14.19	150.19	1.00	
INLET #3_002579.LAB	2/25/2020	15:25	15.22	0.75	3.91	0.11	0.76	0.06	-13.97	150.19	1.00	
INLET #3_002580.LAB	2/25/2020	15:26	14.95	0.70	4.41	0.11	0.77	0.07	-14.11	150.20	1.00	native 1
INLET #3_002581.LAB	2/25/2020	15:26	15.08	0.72	4.53	0.11	0.76	0.06	-13.92	150.17	1.00	
INLET #3_002582.LAB	2/25/2020	15:26	15.12	0.79	3.85	0.11	0.75	0.06	-14.55	150.17	1.00	
INLET #3_002583.LAB	2/25/2020	15:26	15.29	0.76	4.14	0.11	0.77	0.06	-13.95	150.18	1.00	
INLET #3_002584.LAB	2/25/2020	15:27	15.40	0.69	3.79	0.11	0.77	0.10	-13.99	150.20	1.00	
INLET #3_002585.LAB	2/25/2020	15:27	21.24	0.61	3.90	0.10	0.74	0.46	-13.92	150.20	1.00	
INLET #3_002586.LAB	2/25/2020	15:27	21.42	0.58	3.53	0.10	0.73	0.49	-14.25	150.17	1.00	
INLET #3_002587.LAB	2/25/2020	15:27	21.52	0.52	3.99	0.10	0.73	0.49	-13.80	150.19	1.00	
INLET #3_002588.LAB	2/25/2020	15:28	21.69	0.67	4.34	0.11	0.72	0.50	-14.20	150.17	1.00	
INLET #3_002589.LAB	2/25/2020	15:28	18.85	0.54	3.86	0.11	0.72	0.25	-13.91	150.18	1.00	
INLET #3_002590.LAB	2/25/2020	15:28	16.69	0.58	3.77	0.11	0.74	0.25	-13.88	150.17	1.00	
INLET #3_002591.LAB	2/25/2020	15:28	21.19	1.24	3.48	0.10	0.73	0.48	-13.94	150.21	1.00	
INLET #3_002592.LAB	2/25/2020	15:29	21.72	0.77	3.83	0.10	0.72	0.50	-13.89	150.17	1.00	
INLET #3_002593.LAB	2/25/2020	15:29	22.15	0.63	3.95	0.10	0.72	0.50	-13.84	150.20	1.00	
INLET #3_002594.LAB	2/25/2020	15:29	21.94	0.54	3.43	0.11	0.71	0.50	-13.89	150.17	1.00	
INLET #3_002595.LAB	2/25/2020	15:29	22.13	0.49	3.94	0.10	0.71	0.50	-13.77	150.19	1.00	spike 2
INLET #3_002596.LAB	2/25/2020	15:30	22.06	0.49	3.99	0.10	0.71	0.50	-14.27	150.19	1.00	
INLET #3_002597.LAB	2/25/2020	15:30	21.26	0.43	3.43	0.10	0.71	0.50	-13.65	150.19	1.00	
INLET #3_002598.LAB	2/25/2020	15:30	21.49	0.51	4.12	0.11	0.72	0.50	-13.80	150.17	1.00	
INLET #3_002599.LAB	2/25/2020	15:30	20.00	0.47	3.50	0.11	0.72	0.42	-13.75	150.20	1.00	
INLET #3_002600.LAB	2/25/2020	15:31	15.19	0.55	4.08	0.11	0.75	0.08	-13.73	150.16	1.00	
INLET #3_002601.LAB	2/25/2020	15:31	14.71	0.54	4.10	0.11	0.76	0.07	-13.64	150.16	1.00	
INLET #3_002602.LAB	2/25/2020	15:31	14.67	0.59	3.53	0.11	0.75	0.07	-13.77	150.17	1.00	
INLET #3_002603.LAB	2/25/2020	15:31	14.42	0.53	3.67	0.11	0.76	0.06	-13.41	150.17	1.00	
INLET #3_002604.LAB	2/25/2020	15:32	14.56	0.54	4.09	0.11	0.77	0.06	-13.60	150.17	1.00	
INLET #3_002605.LAB	2/25/2020	15:32	14.21	0.51	3.74	0.11	0.77	0.07	-13.58	150.17	1.00	native 2
INLET #3_002606.LAB	2/25/2020	15:32	14.11	0.44	4.02	0.11	0.77	0.06	-13.61	150.18	1.00	
INLET #3_002607.LAB	2/25/2020	15:32	14.59	0.48	4.34	0.11	0.77	0.06	-13.46	150.19	1.00	
INLET #3_002608.LAB	2/25/2020	15:33	14.51	0.52	3.84	0.11	0.77	0.06	-13.62	150.16	1.00	
INLET #3_002610.LAB	2/25/2020	15:33	14.43	0.49	3.96	0.11	0.77	0.06	-13.42	150.17	1.00	
INLET #3_002611.LAB	2/25/2020	15:33	14.45	0.40	3.95	0.11	0.77	0.06	-12.99	150.17	1.00	
INLET #3_002612.LAB	2/25/2020	15:34	17.04	0.41	3.82	0.11	0.77	0.22	-13.80	150.19	1.00	
INLET #3_002613.LAB	2/25/2020	15:34	20.48	0.48	3.76	0.10	0.74	0.48	-13.83	150.17	1.00	
INLET #3_002614.LAB	2/25/2020	15:34	21.10	0.45	3.47	0.10	0.74	0.49	-13.77	150.17	1.00	
INLET #3_002615.LAB	2/25/2020	15:34	20.85	0.43	3.64	0.10	0.73	0.49	-14.02	150.16	1.00	
INLET #3_002616.LAB	2/25/2020	15:35	19.00	0.40	3.33	0.11	0.73	0.29	-13.55	150.18	1.00	
INLET #3_002617.LAB	2/25/2020	15:35	14.06	0.40	4.14	0.11	0.74	0.03	-13.72	150.17	1.00	
INLET #3_002618.LAB	2/25/2020	15:35	17.97	0.39	3.90	0.10	0.74	0.40	-13.23	150.19	1.00	
INLET #3_002619.LAB	2/25/2020	15:35	20.49	0.85	3.52	0.10	0.74	0.49	-13.47	150.17	1.00	
INLET #3_002620.LAB	2/25/2020	15:36	21.35	0.37	3.28	0.10	0.74	0.50	-13.33	150.17	1.00	
INLET #3_002621.LAB	2/25/2020	15:36	21.18	0.36	3.57	0.10	0.72	0.50	-13.29	150.17	1.00	
INLET #3_002622.LAB	2/25/2020	15:36	21.60	0.39	3.71	0.10	0.73	0.50	-13.65	150.19	1.00	spike 3
INLET #3_002623.LAB	2/25/2020	15:36	21.28	0.38	3.96	0.10	0.73	0.50	-13.59	150.23	1.00	
INLET #3_002624.LAB	2/25/2020	15:37	21.20	0.36	3.57	0.10	0.74	0.50	-13.65	150.19	1.00	
INLET #3_002625.LAB	2/25/2020	15:37	20.72	0.29	3.93	0.10	0.72	0.50	-13.46	150.20	1.00	
INLET #3_002626.LAB	2/25/2020	15:37	20.63	0.28	3.82	0.10	0.73	0.50	-13.29	150.19	1.00	
INLET #3_002627.LAB	2/25/2020	15:37	21.04	0.33	4.11	0.10	0.75	0.50	-13.71	150.17	1.00	
INLET #3_002628.LAB	2/25/2020	15:38	20.61	0.33	3.84	0.10	0.74	0.50	-13.91	150.17	1.00	
INLET #3_002629.LAB	2/25/2020	15:38	20.29	0.30	3.76	0.10	0.72	0.50	-13.23	150.17	1.00	
INLET #3_002630.LAB	2/25/2020	15:38	16.40	0.35	3.84	0.11	0.76	0.21	-13.47	150.16	1.00	
INLET #3_002631.LAB	2/25/2020	15:38	14.54	0.34	4.21	0.11	0.77	0.07	-13.33	150.19	1.00	
INLET #3_002632.LAB	2/25/2020	15:39	14.17	0.39	3.72	0.11	0.77	0.07	-13.09	150.18	1.00	
INLET #3_002633.LAB	2/25/2020	15:39	14.09	0.35	4.00	0.11	0.78	0.07	-13.40	150.17	1.00	
INLET #3_002634.LAB	2/25/2020	15:39	14.61	0.30	3.74	0.11	0.78	0.06	-13.28	150.18	1.00	native 3
INLET #3_002635.LAB	2/25/2020	15:39	13.84	0.36	3.89	0.11	0.79	0.06	-13.51	150.19	1.00	
INLET #3_002636.LAB	2/25/2020	15:40	14.48	0.34	3.59	0.11	0.77	0.06	-13.37	150.18	1.00	
INLET #3_002637.LAB	2/25/2020	15:40	14.29	0.36	3.79	0.11	0.77	0.07	-13.49	150.20	1.00	
INLET #3_002638.LAB	2/25/2020	15:40	14.81	0.28	4.00	0.11	0.77	0.06	-13.38	150.19	1.00	
INLET #3_002639.LAB	2/25/2020	15:40	15.02	0.33	3.83	0.11	0.78	0.06	-13.24	150.17	1.00	
INLET #3_002640.LAB	2/25/2020	15:41	14.66	0.34	3.89	0.11	0.77	0.06	-13.21	150.17	1.00	
INLET #3_002641.LAB	2/25/2020	15:41	16.03	0.29	4.23	0.11	0.75	0.18	-13.19	150.17	1.00	
INLET #3_002642.LAB	2/25/2020	15:41	20.38	0.25	3.91	0.10	0.74	0.48	-13.80	150.18	1.00	
INLET #3_002643.LAB	2/25/2020	15:41	20.36	0.30	3.78	0.10	0.73	0.49	-13.23	150.19	1.00	
INLET #3_002644.LAB	2/25/2020	15:42	20.60	0.23	3.83	0.10	0.74	0.49	-13.73	150.18	1.00	
INLET #3_002645.LAB	2/25/2020	15:42	20.12	0.32	3.94	0.10	0.74	0.40	-13.61	150.17	1.00	
INLET #3_002646.LAB	2/25/2020	15:42	14.80	0.34	3.99	0.10	0.74	0.04	-13.68	150.17	1.00	
INLET #3_002647.LAB	2/25/2020	15:42	17.12	0.29	3.32	0.10	0.75	0.33	-13.44	150.20	1.00	
INLET #3_002648.LAB	2/25/2020	15:43	20.58	0.57	3.60	0.10	0.74	0.49	-13.55	150.19	1.00	
INLET #3_002649.LAB	2/25/2020	15:43	20.46	0.27	3.54	0.10	0.73	0.49	-13.68	150.17	1.00	
INLET #3_002650.LAB	2/25/2020	15:43	20.93	0.16	3.47	0.10	0.73	0.50	-13.31	150.19	1.00	
INLET #3_002651.LAB	2/25/2020	15:43	20.75	0.22	3.67	0.10	0.73	0.50	-13.46	150.17	1.00	
INLET #3_002652.LAB	2/25/2020	15:44	21.06	0.21	3.76	0.10	0.72	0.49	-13.40	150.18	1.00	
INLET #3_002653.LAB	2/25/2020	15:44	20.89	0.24	4.10	0.10	0.72	0.50	-13.33	150.20	1.00	
INLET #3_002654.LAB	2/25/2020	15:44	20.41	0.20	3.72	0.10	0.72	0.49	-13.25	150.17	1.00	
INLET #3_002655.LAB	2/25/2020	15:44	20.69	0.20	3.84	0.10	0.72	0.50	-13.58	150.20	1.00	
INLET #3_002656.LAB	2/25/2020	15:45	20.80	0.14	4.01	0.10	0.73	0.50	-13.34	150.17	1.00	
INLET #3_002657.LAB	2/25/2020	15:45	20.87	0.20	4.03	0.10	0.73	0.50	-13.10	150.16	1.00	

MONTROSE AIR QUALITY SERVICES

USEPA Method 301-Sec. 12.0
Analyte Spiking
Statistical Analysis and Performance Criteria

Candidate: Medline Inlet #4
Date: 2/19/2020
Tracer Gas: 2.074 ppm v Sulfur Hexaflouride
Spike Gas: 40 ppm v Ethylene Oxide

	Test Run Number	Date	Spiked Spectra#	Native Spectra#	Spiked Results ppm v Ethylene Oxide S_i	Unspiked Results ppm v Ethylene Oxide M_i	Difference (S_i-M_i) d_i	Difference Squared d_i^2	Tracer Conc. ppm v	Dilution Factor DF	Calc'd. 1-DF	Diluted Spike Conc. ppb v CS	Intermed. Calc. $(1-DF*M_i)$	Theo. Spike Conc. ppb v VS	Recovery %R
	1	2/19/2020	255	175	4.21	1.03	3.18	10.11	0.162	0.0781	0.9219	3.12	0.9495	4.07	103.3%
	2	2/19/2020	226	176	4.22	1.18	3.04	9.24	0.163	0.0786	0.9214	3.14	1.0873	4.23	99.7%
	3	2/19/2020	250	236	4.89	2.68	2.21	4.88	0.164	0.0791	0.9209	3.16	2.4681	5.63	86.8%
	4	2/19/2020	251	237	4.67	2.70	1.97	3.88	0.164	0.0791	0.9209	3.16	2.4865	5.65	82.7%
	5	2/19/2020	283	264	6.25	2.70	3.55	12.60	0.164	0.0791	0.9209	3.16	2.4865	5.65	110.6%
	6	2/19/2020	284	265	6.51	2.68	3.83	13.18	0.163	0.0786	0.9214	3.14	2.6537	5.80	112.3%
	7	2/19/2020	306	293	6.37	4.03	2.34	5.48	0.166	0.0800	0.9200	3.20	3.7074	6.91	92.2%
	8	2/19/2020	307	294	6.37	4.01	2.36	5.57	0.166	0.0800	0.9200	3.20	3.6890	6.89	92.4%
	9	2/19/2020	335	324	7.00	4.37	2.63	6.92	0.165	0.0796	0.9204	3.18	4.0223	7.20	97.2%
	10	2/19/2020	336	325	6.94	4.31	2.63	6.92	0.163	0.0786	0.9214	3.14	3.9713	7.11	97.5%
	11	2/19/2020	365	349	7.08	4.80	2.28	5.20	0.164	0.0791	0.9209	3.16	4.4204	7.58	93.4%
	12	2/19/2020	366	350	7.12	4.83	2.29	5.24	0.164	0.0791	0.9209	3.16	4.4481	7.61	93.5%
				Mean of valid test runs:	**5.969**	**3.293**	**2.68**	**7.43**				**3.16**		**6.20**	**96.81%**

* data omitted from calculations

Number of test runs used in comparison:

n = **12** test runs

t value @ "n" runs (Table 301-3):

$t_{0.95}$ = **2.201**

Sum of Differences:

$\sum_{i}^{n} d_i$ = **32.1100**

Sum of Squared Differences:

$\sum_{i}^{n} d_i^2$ = **89.2199**

Bias Analysis: Bias (Eq.301-18 derivative)

$d_i = \frac{(S_1 + S_2)}{2} - \frac{(M_1 + M_2)}{2} - CS$ **or** $d_i = \overline{S_i} - \overline{M_i} - VS$ = **-3.5196**

Bias Analysis: Numerical Bias (Eq. 301-19):

$B = \frac{\sum_{i}^{n} d_i}{n}$ = **-3.5196**

Bias Analysis: Standard Deviation of the Differences (Eq. 301-20):

$SD_d = \sqrt{\frac{\sum_{i}^{n} (d_i - d_m)^2}{(n-1)}}$ = **8.8747**

Bias Analysis: T-Test @ 95% (Eq. 301-21, where $t < t_{0.95}$):

$t = \frac{|d_m|}{\left(\frac{SD_d}{\sqrt{n}}\right)}$ = **12.5336** evaluate using Relative Bias

Bias Analysis: Relative Bias (Eq. 301-22, where B_R <10%):

$B_R = \left|\frac{B}{VS}\right| \times 100\%$ = **9.81%** acceptable: no correction factor needed

Bias Analysis: Bias Correction Factor (Eq. 301-8):

$CF = \left(\frac{1}{1 + \frac{B}{CS}}\right)$ = **2.32**

Precision Assessment: Precision Test Standard Deviation (Eq. 301-23):

$SD = \sqrt{\frac{\sum_{i}^{n} (s_i - s_m)^2}{(n-1)}}$ = **1.1387**

Precision Assessment: Relative Standard Deviation (Eq.301-9 where RSD <20%)

$RSD = \left(\frac{SD}{S_m}\right) \times 100\%$ = **19.08%** acceptable

% Spike Recovery (70%< %R <130%):

$\%R = \left(\frac{SD}{VS}\right) \times 100\%$ = **96.81%**

Spectrum	Date	Time	Ethylene c	METHANE	Ethane 15(	CO2% 150	H2O% 150	SULFUR H	ETHYLENI	Temp (C)	Pressure (
INLET 4 M301_000007BKG.LAB	2/19/2020	8:24	0.00	0.00	0.00	0.00	0.00	0.00	0.00	150.16	1.03
INLET 4 M301_000008.LAB	2/19/2020	8:24	-0.31	-0.01	-0.15	0.00	0.00	0.00	0.30	150.19	1.03
INLET 4 M301_000009.LAB	2/19/2020	8:24	-0.19	-0.12	-0.12	0.00	0.00	0.00	0.07	150.24	1.03
INLET 4 M301_000010.LAB	2/19/2020	8:25	0.10	0.17	-0.12	0.00	0.00	0.00	-0.67	150.22	1.03
INLET 4 M301_000011.LAB	2/19/2020	8:25	0.28	-0.29	-0.07	0.00	0.00	0.00	0.01	150.22	1.03
INLET 4 M301_000012.LAB	2/19/2020	8:25	0.01	0.35	-0.10	0.00	0.00	0.00	-0.24	150.19	1.03
INLET 4 M301_000013.LAB	2/19/2020	8:25	0.06	-0.74	-0.15	0.00	0.00	0.00	0.23	150.26	1.03
INLET 4 M301_000014.LAB	2/19/2020	8:26	0.12	-0.03	-0.14	0.00	0.00	0.00	0.04	150.25	1.03
INLET 4 M301_000015.LAB	2/19/2020	8:26	0.04	-0.08	-0.11	0.00	0.00	0.00	-0.04	150.22	1.03
INLET 4 M301_000016.LAB	2/19/2020	8:26	0.12	0.24	-0.17	0.00	0.00	0.00	0.01	150.24	1.03
INLET 4 M301_000017.LAB	2/19/2020	8:26	0.24	0.18	-0.18	0.00	0.00	0.00	0.18	150.24	1.03
INLET 4 M301_000018.LAB	2/19/2020	8:27	-0.24	-0.26	-0.25	0.00	0.00	0.00	-0.11	150.23	1.03
INLET 4 M301_000019.LAB	2/19/2020	8:27	-0.13	-0.93	-0.21	0.00	0.00	0.00	-0.02	150.24	1.03
INLET 4 M301_000020.LAB	2/19/2020	8:27	-0.12	0.21	-0.26	0.00	0.00	0.00	-0.16	150.26	1.03
INLET 4 M301_000021.LAB	2/19/2020	8:27	0.09	0.25	-0.24	0.00	0.00	0.00	-0.32	150.26	1.03
INLET 4 M301_000022.LAB	2/19/2020	8:28	-0.14	-0.13	-0.30	0.00	0.00	0.00	-0.09	150.25	1.03
INLET 4 M301_000023BKG.LAB	2/19/2020	8:29	0.00	0.00	0.00	0.00	0.00	0.00	0.00	150.22	1.03
INLET 4 M301_000024.LAB	2/19/2020	8:29	-0.68	0.57	0.02	0.00	0.00	0.00	-0.11	150.20	1.03
INLET 4 M301_000025.LAB	2/19/2020	8:29	-0.16	0.10	-0.05	0.00	0.00	0.00	-0.22	150.20	1.03
INLET 4 M301_000026.LAB	2/19/2020	8:30	-0.46	-0.44	-0.01	0.00	0.01	0.00	0.03	150.27	1.03
INLET 4 M301_000027.LAB	2/19/2020	8:30	-0.16	0.33	0.00	0.00	0.01	0.00	0.14	150.29	1.01
INLET 4 M301_000028.LAB	2/19/2020	8:30	-3.73	1.52	22.82	0.00	0.02	3.57	56.53	150.20	1.01
INLET 4 M301_000029.LAB	2/19/2020	8:30	0.27	0.24	-0.36	0.00	0.01	5.35	101.13	150.16	1.01
INLET 4 M301_000030.LAB	2/19/2020	8:31	0.00	0.51	-0.67	0.00	0.01	5.44	102.58	150.14	1.01
INLET 4 M301_000031.LAB	2/19/2020	8:31	-0.25	-0.13	-0.69	0.00	-0.01	5.31	100.10	150.19	1.01
INLET 4 M301_000032.LAB	2/19/2020	8:31	-0.13	0.45	-0.69	0.00	0.01	5.18	97.81	150.16	1.01
INLET 4 M301_000033.LAB	2/19/2020	8:31	-0.13	-0.10	-0.76	0.00	0.00	5.15	95.71	150.11	1.01
INLET 4 M301_000034.LAB	2/19/2020	8:32	0.31	-0.11	-0.77	0.00	0.00	5.16	95.08	150.10	1.01
INLET 4 M301_000035.LAB	2/19/2020	8:32	0.11	-0.05	-0.78	0.00	0.00	5.16	96.81	150.04	1.01
INLET 4 M301_000036.LAB	2/19/2020	8:32	-0.04	0.25	-0.76	0.00	0.00	5.17	96.36	150.09	1.01
INLET 4 M301_000037.LAB	2/19/2020	8:32	-0.06	0.27	-0.81	0.00	0.01	5.16	99.79	150.09	1.01
INLET 4 M301_000038.LAB	2/19/2020	8:33	-0.39	0.43	-0.80	0.00	0.00	5.16	99.90	150.08	1.01
INLET 4 M301_000039.LAB	2/19/2020	8:33	-0.17	0.51	-0.84	0.00	0.00	5.15	100.01	150.10	1.01
INLET 4 M301_000040.LAB	2/19/2020	8:33	-0.30	0.50	-0.80	0.00	0.01	5.15	99.72	150.10	1.01
INLET 4 M301_000041.LAB	2/19/2020	8:33	-0.17	0.63	-0.80	0.00	0.00	5.15	99.70	150.00	1.01
INLET 4 M301_000042.LAB	2/19/2020	8:34	-0.20	-0.36	-0.86	0.00	0.00	5.14	98.72	150.04	1.01
INLET 4 M301_000043.LAB	2/19/2020	8:34	-0.18	-0.13	-0.78	0.00	0.00	5.13	99.28	150.03	1.01
INLET 4 M301_000044.LAB	2/19/2020	8:34	0.20	-0.07	-0.80	0.00	0.00	5.13	98.77	150.06	1.01
INLET 4 M301_000045.LAB	2/19/2020	8:34	-0.03	0.45	-0.83	0.00	0.00	5.12	99.28	150.07	1.01
INLET 4 M301_000046.LAB	2/19/2020	8:35	-0.05	0.15	-0.78	0.00	0.00	5.12	99.20	150.05	1.01
INLET 4 M301_000047.LAB	2/19/2020	8:35	0.07	-0.27	-0.85	0.00	0.00	5.12	99.09	150.06	1.01
INLET 4 M301_000048.LAB	2/19/2020	8:35	-0.04	0.39	-0.81	0.00	0.00	5.13	99.09	150.03	1.01
INLET 4 M301_000049.LAB	2/19/2020	8:35	-0.18	-0.29	-0.90	0.00	0.00	5.12	99.17	150.06	1.01
INLET 4 M301_000050.LAB	2/19/2020	8:36	0.15	0.21	-0.90	0.00	0.00	5.13	99.02	150.08	0.99
INLET 4 M301_000051.LAB	2/19/2020	8:36	11.16	1.01	24.70	0.00	0.00	5.31	12.56	150.10	1.01
INLET 4 M301_000052.LAB	2/19/2020	8:36	65.34	1.02	0.70	0.00	0.01	5.48	0.88	150.07	1.01
INLET 4 M301_000053.LAB	2/19/2020	8:36	94.20	1.07	0.47	0.00	0.00	5.47	2.90	150.12	1.01
INLET 4 M301_000054.LAB	2/19/2020	8:37	103.54	0.32	0.47	0.00	0.00	5.43	3.21	150.13	1.01
INLET 4 M301_000055.LAB	2/19/2020	8:37	105.65	0.36	0.39	0.00	0.01	5.42	2.96	150.10	1.01
INLET 4 M301_000056.LAB	2/19/2020	8:37	105.79	0.24	0.32	0.00	0.00	5.43	3.69	150.10	1.01
INLET 4 M301_000057.LAB	2/19/2020	8:37	99.24	0.17	0.23	0.00	0.01	5.44	3.36	150.06	1.01
INLET 4 M301_000058.LAB	2/19/2020	8:38	99.36	0.42	0.32	0.00	0.00	5.44	3.43	150.12	1.01
INLET 4 M301_000059.LAB	2/19/2020	8:38	99.28	0.09	0.30	0.00	0.00	5.44	3.14	150.14	1.01
INLET 4 M301_000060.LAB	2/19/2020	8:38	99.54	0.23	0.39	0.00	0.00	5.43	3.30	150.09	1.01
INLET 4 M301_000061.LAB	2/19/2020	8:38	99.33	0.29	0.40	0.00	0.00	5.42	3.24	150.06	1.01
INLET 4 M301_000062.LAB	2/19/2020	8:39	99.35	0.65	0.26	0.00	0.00	5.43	3.03	150.10	1.01
INLET 4 M301_000063.LAB	2/19/2020	8:39	82.45	0.55	0.56	0.00	0.00	4.26	3.94	150.08	1.01
INLET 4 M301_000064.LAB	2/19/2020	8:39	2.00	0.24	-0.29	0.00	0.01	0.09	-0.45	150.11	1.01
INLET 4 M301_000065.LAB	2/19/2020	8:39	0.13	0.80	-0.24	0.00	0.00	0.01	-0.06	150.09	1.01
INLET 4 M301_000066.LAB	2/19/2020	8:40	-0.39	0.36	-0.27	0.00	0.01	0.00	-0.94	150.03	1.01
INLET 4 M301_000067.LAB	2/19/2020	8:40	-0.11	0.28	-0.19	0.00	0.01	0.00	-1.28	150.10	1.01
INLET 4 M301_000068.LAB	2/19/2020	8:40	-0.17	-0.08	-0.29	0.00	0.00	0.00	-0.26	150.09	1.01
INLET 4 M301_000069BKG.LAB	2/19/2020	8:42	0.00	0.00	0.00	0.00	0.00	0.00	0.00	150.10	1.01
INLET 4 M301_000070.LAB	2/19/2020	8:42	0.07	0.21	0.04	0.00	0.00	0.00	-0.18	150.12	1.01
INLET 4 M301_000071.LAB	2/19/2020	8:42	46.91	0.48	1.07	0.00	0.00	2.36	4.09	150.09	1.01
INLET 4 M301_000072.LAB	2/19/2020	8:42	97.21	0.32	0.54	0.00	0.00	5.36	3.70	150.11	1.01
INLET 4 M301_000073.LAB	2/19/2020	8:43	98.73	0.67	0.71	0.00	0.00	5.38	3.89	150.07	1.01
INLET 4 M301_000074.LAB	2/19/2020	8:43	99.34	0.04	0.81	0.00	0.00	5.39	4.46	150.08	1.01
INLET 4 M301_000075.LAB	2/19/2020	8:43	99.47	0.57	0.73	0.00	0.00	5.39	4.41	150.10	1.01
INLET 4 M301_000076.LAB	2/19/2020	8:43	99.50	0.49	0.77	0.00	0.00	5.39	4.64	150.12	1.01
INLET 4 M301_000077.LAB	2/19/2020	8:44	100.12	0.58	0.74	0.00	0.00	5.39	4.46	150.13	1.01
INLET 4 M301_000078.LAB	2/19/2020	8:44	100.19	0.61	0.64	0.00	0.00	5.39	3.64	150.09	1.01
INLET 4 M301_000079.LAB	2/19/2020	8:44	99.08	0.44	0.73	0.00	0.00	5.39	3.95	150.09	1.01
INLET 4 M301_000080.LAB	2/19/2020	8:44	99.04	-0.03	0.67	0.00	0.00	5.39	3.81	150.01	1.01
INLET 4 M301_000081.LAB	2/19/2020	8:45	99.32	0.56	0.56	0.00	0.00	5.40	3.25	150.08	1.01
INLET 4 M301_000082.LAB	2/19/2020	8:45	94.54	-0.66	0.58	0.00	-0.01	5.10	2.70	150.14	1.01
INLET 4 M301_000083.LAB	2/19/2020	8:45	52.31	0.27	0.11	0.00	0.00	2.85	0.16	150.13	1.01
INLET 4 M301_000084.LAB	2/19/2020	8:45	51.31	0.27	0.06	0.00	0.00	2.80	-0.05	150.14	1.01

Spectrum	Date	Time	Ethylene c	METHANE	Ethane 15	CO2% 150	H2O% 150	SULFUR H	ETHYLENI	Temp (C)	Pressure (
INLET 4 M301_000085.LAB	2/19/2020	8:46	50.94	0.47	0.08	0.00	0.00	2.80	-0.11	150.11	1.01
INLET 4 M301_000086.LAB	2/19/2020	8:46	51.12	0.27	0.05	0.00	-0.01	2.80	0.25	150.09	1.01
INLET 4 M301_000087.LAB	2/19/2020	8:46	51.02	0.48	0.11	0.00	0.00	2.80	-0.33	150.11	1.01
INLET 4 M301_000088.LAB	2/19/2020	8:46	51.05	0.42	0.15	0.00	0.00	2.80	0.11	150.12	1.01
INLET 4 M301_000089.LAB	2/19/2020	8:47	50.88	0.37	0.11	0.00	0.00	2.80	-0.14	150.10	1.01
INLET 4 M301_000090.LAB	2/19/2020	8:47	50.85	0.18	0.07	0.00	0.00	2.79	0.31	150.11	1.01
INLET 4 M301_000091.LAB	2/19/2020	8:47	51.12	-0.16	0.14	0.00	0.00	2.79	-0.33	150.09	1.01
INLET 4 M301_000092.LAB	2/19/2020	8:47	42.77	0.14	0.21	0.00	0.00	2.38	0.24	150.10	1.01
INLET 4 M301_000093.LAB	2/19/2020	8:48	20.98	-0.22	0.01	0.00	0.00	1.13	-0.35	150.09	1.01
INLET 4 M301_000094.LAB	2/19/2020	8:48	20.66	0.23	-0.01	0.00	0.00	1.12	-1.11	150.11	1.01
INLET 4 M301_000095.LAB	2/19/2020	8:48	20.76	0.70	0.09	0.00	0.00	1.12	-1.40	150.18	1.01
INLET 4 M301_000096.LAB	2/19/2020	8:48	20.81	-0.12	0.03	0.00	0.00	1.13	-0.99	150.13	1.01
INLET 4 M301_000097.LAB	2/19/2020	8:49	20.74	-0.43	0.00	0.00	0.00	1.12	-1.26	150.14	1.01
INLET 4 M301_000098.LAB	2/19/2020	8:49	20.86	-0.05	-0.02	0.00	0.00	1.12	-0.80	150.14	1.01
INLET 4 M301_000099.LAB	2/19/2020	8:49	20.69	-0.11	0.12	0.00	0.00	1.13	-1.31	150.12	1.01
INLET 4 M301_000100.LAB	2/19/2020	8:49	20.62	0.16	0.02	0.00	0.00	1.13	-0.81	150.11	1.01
INLET 4 M301_000101.LAB	2/19/2020	8:50	20.61	0.18	0.09	0.00	0.00	1.13	-1.16	150.14	1.01
INLET 4 M301_000102.LAB	2/19/2020	8:50	20.54	0.01	0.05	0.00	0.00	1.13	-1.10	150.11	1.01
INLET 4 M301_000103.LAB	2/19/2020	8:50	16.83	0.37	0.11	0.00	0.00	0.91	-1.29	150.10	1.01
INLET 4 M301_000104.LAB	2/19/2020	8:50	10.28	-0.09	0.10	0.00	0.00	0.56	-0.46	150.15	1.01
INLET 4 M301_000105.LAB	2/19/2020	8:51	10.24	-0.17	0.07	0.00	0.00	0.55	-1.30	150.14	1.01
INLET 4 M301_000106.LAB	2/19/2020	8:51	10.21	-0.07	0.11	0.00	0.00	0.55	-1.39	150.09	1.01
INLET 4 M301_000107.LAB	2/19/2020	8:51	10.15	0.41	0.13	0.00	0.00	0.55	-0.87	150.12	1.01
INLET 4 M301_000108.LAB	2/19/2020	8:51	10.25	1.04	0.21	0.00	0.00	0.55	-1.61	150.07	1.01
INLET 4 M301_000109.LAB	2/19/2020	8:52	10.18	0.28	0.25	0.00	0.00	0.55	-1.58	150.09	1.01
INLET 4 M301_000110.LAB	2/19/2020	8:52	10.07	0.17	0.14	0.00	0.00	0.55	-1.95	150.08	1.01
INLET 4 M301_000111.LAB	2/19/2020	8:52	10.33	-0.28	0.16	0.00	-0.01	0.55	-1.10	150.10	1.01
INLET 4 M301_000112.LAB	2/19/2020	8:52	10.18	0.19	0.08	0.00	0.00	0.55	-0.99	150.08	1.01
INLET 4 M301_000113.LAB	2/19/2020	8:53	10.27	0.27	0.16	0.00	0.00	0.56	-1.17	150.12	1.01
INLET 4 M301_000114.LAB	2/19/2020	8:53	10.06	0.39	0.20	0.00	0.00	0.55	-1.80	150.12	1.01
INLET 4 M301_000115.LAB	2/19/2020	8:53	7.75	-0.17	0.19	0.00	0.00	0.42	-1.96	150.09	1.01
INLET 4 M301_000116.LAB	2/19/2020	8:53	5.32	-0.02	0.19	0.00	0.00	0.28	-0.87	150.14	1.01
INLET 4 M301_000117.LAB	2/19/2020	8:54	5.21	-0.42	0.24	0.00	0.00	0.28	-1.22	150.10	1.01
INLET 4 M301_000118.LAB	2/19/2020	8:54	5.27	-0.11	0.21	0.00	0.00	0.28	-1.23	150.16	1.01
INLET 4 M301_000119.LAB	2/19/2020	8:54	5.39	0.20	0.16	0.00	0.00	0.28	-1.04	150.14	1.01
INLET 4 M301_000120.LAB	2/19/2020	8:54	5.19	0.33	0.17	0.00	0.00	0.28	-0.87	150.12	1.01
INLET 4 M301_000121.LAB	2/19/2020	8:55	5.18	-0.27	0.21	0.00	0.00	0.27	-1.52	150.11	1.01
INLET 4 M301_000122.LAB	2/19/2020	8:55	5.31	0.22	0.20	0.00	0.00	0.28	-1.48	150.12	1.01
INLET 4 M301_000123.LAB	2/19/2020	8:55	5.29	0.09	0.22	0.00	0.01	0.28	-1.78	150.20	1.01
INLET 4 M301_000124.LAB	2/19/2020	8:55	5.44	0.13	0.25	0.00	0.00	0.28	-1.62	150.12	1.01
INLET 4 M301_000125.LAB	2/19/2020	8:56	5.23	-0.32	0.27	0.00	0.00	0.28	-1.36	150.15	1.01
INLET 4 M301_000126.LAB	2/19/2020	8:56	5.43	0.11	0.32	0.00	0.00	0.28	-1.21	150.12	1.01
INLET 4 M301_000127.LAB	2/19/2020	8:56	4.87	1.04	0.24	0.00	0.01	0.25	-1.51	150.18	1.01
INLET 4 M301_000128.LAB	2/19/2020	8:56	0.93	0.57	0.89	0.00	0.00	0.11	-2.18	150.16	1.01
INLET 4 M301_000129.LAB	2/19/2020	8:57	1.82	0.15	0.43	0.00	0.00	0.11	-1.48	150.08	1.01
INLET 4 M301_000130.LAB	2/19/2020	8:57	2.17	-0.16	0.33	0.00	0.00	0.11	-1.20	150.13	1.01
INLET 4 M301_000131.LAB	2/19/2020	8:57	2.40	0.07	0.31	0.00	0.00	0.11	-1.14	150.19	1.01
INLET 4 M301_000132.LAB	2/19/2020	8:57	2.44	0.21	0.28	0.00	0.00	0.11	-1.11	150.20	1.01
INLET 4 M301_000133.LAB	2/19/2020	8:58	2.22	0.12	0.30	0.00	0.00	0.11	-1.02	150.24	1.01
INLET 4 M301_000134.LAB	2/19/2020	8:58	2.53	0.38	0.34	0.00	0.00	0.11	-1.40	150.16	1.01
INLET 4 M301_000135.LAB	2/19/2020	8:58	2.41	-0.22	0.31	0.00	0.00	0.11	-1.11	150.18	1.01
INLET 4 M301_000136.LAB	2/19/2020	8:58	2.65	-0.03	0.34	0.00	-0.01	0.11	-1.67	150.19	1.01
INLET 4 M301_000137.LAB	2/19/2020	8:59	2.69	-0.53	0.24	0.00	0.00	0.11	-1.78	150.22	1.01
INLET 4 M301_000138.LAB	2/19/2020	8:59	2.50	0.28	0.29	0.00	0.00	0.11	-1.56	150.16	1.01
INLET 4 M301_000139.LAB	2/19/2020	8:59	2.38	0.68	0.28	0.00	0.00	0.11	-1.37	150.14	1.01
INLET 4 M301_000140.LAB	2/19/2020	8:59	2.76	0.17	0.41	0.00	0.00	0.11	-1.19	150.06	1.01
INLET 4 M301_000141.LAB	2/19/2020	9:00	2.16	0.65	0.38	0.00	0.00	0.09	-1.21	150.03	1.01
INLET 4 M301_000142.LAB	2/19/2020	9:00	1.63	-0.07	0.38	0.00	0.00	0.06	-1.54	150.02	1.01
INLET 4 M301_000143.LAB	2/19/2020	9:00	1.48	-0.02	0.37	0.00	0.00	0.06	-1.84	150.03	1.01
INLET 4 M301_000144.LAB	2/19/2020	9:00	1.80	0.41	0.38	0.00	0.00	0.06	-1.61	149.96	1.01
INLET 4 M301_000145.LAB	2/19/2020	9:01	1.83	0.08	0.38	0.00	0.00	0.06	-1.25	150.02	1.01
INLET 4 M301_000146.LAB	2/19/2020	9:01	1.64	1.01	0.33	0.00	0.01	0.06	-1.65	150.03	1.01
INLET 4 M301_000147.LAB	2/19/2020	9:01	1.63	0.49	0.42	0.00	0.00	0.06	-1.46	150.01	1.01
INLET 4 M301_000148.LAB	2/19/2020	9:01	1.72	0.28	0.43	0.00	0.00	0.06	-1.53	150.02	1.01
INLET 4 M301_000149.LAB	2/19/2020	9:02	1.50	-0.02	0.43	0.00	0.00	0.06	-1.26	149.99	1.01
INLET 4 M301_000150.LAB	2/19/2020	9:02	1.55	0.52	0.44	0.00	0.01	0.06	-1.39	149.97	1.01
INLET 4 M301_000151.LAB	2/19/2020	9:02	1.60	-0.11	0.42	0.00	0.00	0.06	-1.58	150.01	1.01
INLET 4 M301_000152.LAB	2/19/2020	9:02	1.54	0.02	0.48	0.00	0.00	0.06	-1.48	149.99	1.01
INLET 4 M301_000153.LAB	2/19/2020	9:03	1.51	0.16	0.39	0.00	0.00	0.04	-1.05	149.99	1.01
INLET 4 M301_000154.LAB	2/19/2020	9:03	1.20	0.31	0.47	0.00	0.00	0.03	-1.57	149.94	1.01
INLET 4 M301_000155.LAB	2/19/2020	9:03	1.31	0.40	0.46	0.00	0.00	0.03	-1.76	149.97	1.01
INLET 4 M301_000156.LAB	2/19/2020	9:03	0.86	0.14	0.51	0.00	0.01	0.03	-1.30	149.96	1.01
INLET 4 M301_000157.LAB	2/19/2020	9:04	1.12	-0.11	0.52	0.00	0.00	0.03	-1.63	149.97	1.01
INLET 4 M301_000158.LAB	2/19/2020	9:04	1.15	0.53	0.50	0.00	0.00	0.03	-1.41	149.95	1.01
INLET 4 M301_000159.LAB	2/19/2020	9:04	1.25	-0.17	0.53	0.00	0.00	0.03	-1.91	149.97	1.01
INLET 4 M301_000160.LAB	2/19/2020	9:04	1.44	0.46	0.46	0.00	0.00	0.03	-1.68	149.95	1.01
INLET 4 M301_000161.LAB	2/19/2020	9:05	11.27	0.87	1.08	0.00	0.02	0.05	-1.00	149.96	1.01
INLET 4 M301_000162.LAB	2/19/2020	9:05	86.17	26.06	10.90	0.18	0.63	0.03	0.39	149.97	1.02

Spectrum	Date	Time	Ethylene c	METHANE	Ethane 15	CO2% 150	H2O% 150	SULFUR H	ETHYLENI	Temp (C)	Pressure (
INLET 4 M301_000163.LAB	2/19/2020	9:05	30.13	31.68	5.52	0.23	0.38	0.00	5.35	149.93	1.02
INLET 4 M301_000164.LAB	2/19/2020	9:05	-0.99	6.55	1.00	0.13	0.33	0.00	3.02	149.99	1.02
INLET 4 M301_000165.LAB	2/19/2020	9:06	-0.20	6.39	0.97	0.13	0.33	0.00	3.47	149.98	1.02
INLET 4 M301_000166.LAB	2/19/2020	9:06	0.32	7.01	0.94	0.14	0.35	0.00	3.80	149.96	1.02
INLET 4 M301_000167.LAB	2/19/2020	9:06	0.24	7.40	0.85	0.14	0.37	0.00	3.43	149.99	1.03
INLET 4 M301_000168.LAB	2/19/2020	9:06	0.31	7.20	0.88	0.14	0.37	0.00	3.88	149.98	1.03
INLET 4 M301_000169.LAB	2/19/2020	9:07	0.30	7.24	0.79	0.14	0.37	0.00	3.70	150.01	1.02
INLET 4 M301_000170.LAB	2/19/2020	9:07	0.55	7.28	0.91	0.14	0.36	-0.01	3.57	150.01	1.02
INLET 4 M301_000171.LAB	2/19/2020	9:07	0.75	7.08	0.80	0.14	0.37	0.00	3.59	149.99	1.02
INLET 4 M301_000172.LAB	2/19/2020	9:07	0.51	7.92	0.85	0.14	0.36	0.00	3.76	149.98	1.03
INLET 4 M301_000173.LAB	2/19/2020	9:08	0.83	7.65	0.83	0.14	0.36	0.00	3.30	149.97	1.03
INLET 4 M301_000174.LAB	2/19/2020	9:08	0.96	8.24	0.91	0.14	0.37	0.00	3.54	149.95	1.02
INLET 4 M301_000175.LAB	2/19/2020	9:08	1.03	7.73	0.89	0.14	0.36	0.00	3.28	150.00	1.03
INLET 4 M301_000176.LAB	2/19/2020	9:08	1.18	7.55	0.82	0.14	0.36	0.00	3.76	150.00	1.03
INLET 4 M301_000177.LAB	2/19/2020	9:09	1.18	7.52	0.88	0.14	0.36	0.00	3.33	150.00	1.02
INLET 4 M301_000178.LAB	2/19/2020	9:09	0.84	7.57	0.92	0.14	0.36	0.00	3.79	149.99	1.03
INLET 4 M301_000179.LAB	2/19/2020	9:09	1.02	7.72	0.94	0.14	0.36	0.00	3.50	150.01	1.03
INLET 4 M301_000180.LAB	2/19/2020	9:09	0.82	7.67	0.89	0.14	0.37	0.00	3.27	150.04	1.02
INLET 4 M301_000181.LAB	2/19/2020	9:10	1.18	7.62	0.95	0.14	0.36	-0.01	3.19	150.00	1.02
INLET 4 M301_000182.LAB	2/19/2020	9:10	1.26	7.47	1.00	0.14	0.37	0.00	3.31	149.98	1.02
INLET 4 M301_000183.LAB	2/19/2020	9:10	1.35	7.29	0.96	0.14	0.37	-0.01	3.39	149.98	1.03
INLET 4 M301_000184.LAB	2/19/2020	9:10	1.22	7.30	0.88	0.14	0.37	0.00	3.57	150.03	1.02
INLET 4 M301_000185.LAB	2/19/2020	9:11	1.05	7.91	1.03	0.14	0.36	0.00	3.30	149.97	1.03
INLET 4 M301_000186.LAB	2/19/2020	9:11	1.31	8.03	1.04	0.14	0.36	0.00	3.83	150.00	1.02
INLET 4 M301_000187.LAB	2/19/2020	9:11	1.38	7.83	1.08	0.14	0.36	0.00	3.18	150.00	1.03
INLET 4 M301_000188.LAB	2/19/2020	9:11	0.97	8.45	1.04	0.14	0.36	0.00	3.05	150.01	1.02
INLET 4 M301_000189.LAB	2/19/2020	9:12	1.17	7.46	1.01	0.14	0.36	0.00	3.94	150.03	1.02
INLET 4 M301_000190.LAB	2/19/2020	9:12	1.51	6.88	1.03	0.14	0.35	0.00	3.93	150.03	1.02
INLET 4 M301_000191.LAB	2/19/2020	9:12	1.44	7.48	1.10	0.14	0.35	0.00	3.60	150.04	1.02
INLET 4 M301_000192.LAB	2/19/2020	9:12	1.23	6.99	1.10	0.14	0.36	0.00	3.78	150.05	1.02
INLET 4 M301_000193.LAB	2/19/2020	9:13	1.60	6.92	1.13	0.14	0.35	0.00	3.34	150.07	1.02
INLET 4 M301_000194.LAB	2/19/2020	9:13	1.48	6.52	1.10	0.14	0.36	0.00	3.68	150.15	1.02
INLET 4 M301_000195.LAB	2/19/2020	9:13	1.21	7.00	1.13	0.14	0.36	-0.01	3.83	150.23	1.02
INLET 4 M301_000196.LAB	2/19/2020	9:13	1.61	7.02	1.11	0.14	0.35	-0.01	3.94	150.29	1.02
INLET 4 M301_000197.LAB	2/19/2020	9:14	1.56	7.07	1.14	0.14	0.36	0.00	4.05	150.26	1.02
INLET 4 M301_000198.LAB	2/19/2020	9:14	1.63	6.78	1.08	0.13	0.36	0.02	3.71	150.20	1.02
INLET 4 M301_000199.LAB	2/19/2020	9:14	4.47	7.32	1.17	0.13	0.35	0.24	3.87	150.17	1.02
INLET 4 M301_000200.LAB	2/19/2020	9:14	3.04	7.38	1.18	0.13	0.34	0.09	3.17	150.17	1.02
INLET 4 M301_000201.LAB	2/19/2020	9:15	2.74	7.02	1.22	0.13	0.34	0.09	3.39	150.18	1.02
INLET 4 M301_000202.LAB	2/19/2020	9:15	2.57	6.44	1.20	0.13	0.34	0.09	3.89	150.14	1.02
INLET 4 M301_000203.LAB	2/19/2020	9:15	2.91	6.68	1.26	0.13	0.34	0.09	3.51	150.18	1.02
INLET 4 M301_000204.LAB	2/19/2020	9:15	2.64	6.75	1.27	0.13	0.34	0.09	3.67	150.16	1.02
INLET 4 M301_000205.LAB	2/19/2020	9:16	2.78	6.72	1.22	0.13	0.33	0.09	3.23	150.09	1.02
INLET 4 M301_000206.LAB	2/19/2020	9:16	2.83	6.71	1.25	0.13	0.33	0.09	3.43	150.07	1.02
INLET 4 M301_000207.LAB	2/19/2020	9:16	2.86	7.11	1.31	0.13	0.33	0.09	3.44	150.01	1.02
INLET 4 M301_000208.LAB	2/19/2020	9:16	2.90	6.93	1.31	0.13	0.33	0.09	3.58	150.07	1.02
INLET 4 M301_000209.LAB	2/19/2020	9:17	2.72	7.14	1.36	0.13	0.33	0.09	2.94	150.03	1.02
INLET 4 M301_000210.LAB	2/19/2020	9:17	2.64	7.14	1.35	0.13	0.33	0.09	3.27	150.05	1.02
INLET 4 M301_000211.LAB	2/19/2020	9:17	2.85	6.91	1.32	0.13	0.33	0.09	3.49	150.03	1.02
INLET 4 M301_000212.LAB	2/19/2020	9:17	2.86	7.05	1.34	0.13	0.34	0.09	3.40	150.02	1.02
INLET 4 M301_000213.LAB	2/19/2020	9:18	2.61	6.92	1.41	0.13	0.32	0.09	3.74	150.04	1.03
INLET 4 M301_000214.LAB	2/19/2020	9:18	2.68	7.05	1.29	0.13	0.33	0.09	3.32	150.09	1.03
INLET 4 M301_000215.LAB	2/19/2020	9:18	2.88	6.84	1.35	0.13	0.33	0.08	3.42	150.11	1.03
INLET 4 M301_000216.LAB	2/19/2020	9:18	2.68	6.38	1.36	0.13	0.33	0.08	3.73	150.07	1.03
INLET 4 M301_000217.LAB	2/19/2020	9:19	2.56	6.74	1.37	0.13	0.33	0.08	3.80	150.01	1.03
INLET 4 M301_000218.LAB	2/19/2020	9:19	2.76	6.97	1.44	0.13	0.33	0.08	3.48	150.03	1.03
INLET 4 M301_000219.LAB	2/19/2020	9:19	2.77	6.97	1.42	0.13	0.33	0.08	3.68	149.99	1.03
INLET 4 M301_000220.LAB	2/19/2020	9:19	3.21	7.54	1.46	0.13	0.33	0.12	3.51	150.05	1.03
INLET 4 M301_000221.LAB	2/19/2020	9:20	3.58	7.16	1.45	0.13	0.34	0.16	3.34	150.04	1.03
INLET 4 M301_000222.LAB	2/19/2020	9:20	4.00	7.13	1.46	0.13	0.34	0.16	3.10	150.00	1.03
INLET 4 M301_000223.LAB	2/19/2020	9:20	4.15	6.30	1.43	0.13	0.34	0.16	3.60	150.01	1.03
INLET 4 M301_000224.LAB	2/19/2020	9:20	4.11	6.83	1.45	0.13	0.33	0.16	3.51	150.00	1.03
INLET 4 M301_000225.LAB	2/19/2020	9:21	4.21	6.91	1.51	0.13	0.34	0.16	3.38	150.02	1.03
INLET 4 M301_000226.LAB	2/19/2020	9:21	4.22	6.60	1.52	0.13	0.34	0.16	3.42	150.08	1.03
INLET 4 M301_000227.LAB	2/19/2020	9:21	4.40	6.99	1.51	0.13	0.34	0.16	3.43	150.07	1.03
INLET 4 M301_000228.LAB	2/19/2020	9:21	4.53	6.57	1.51	0.13	0.33	0.16	3.22	150.12	1.03
INLET 4 M301_000229.LAB	2/19/2020	9:22	4.48	7.06	1.53	0.13	0.34	0.16	3.20	150.08	1.03
INLET 4 M301_000230.LAB	2/19/2020	9:22	4.46	6.89	1.59	0.13	0.34	0.16	3.19	150.07	1.03
INLET 4 M301_000231.LAB	2/19/2020	9:22	3.17	7.23	1.53	0.14	0.35	0.05	3.34	150.05	1.03
INLET 4 M301_000232.LAB	2/19/2020	9:22	2.54	7.39	1.56	0.14	0.36	0.00	3.06	150.01	1.03
INLET 4 M301_000233.LAB	2/19/2020	9:23	2.44	7.30	1.57	0.14	0.36	0.00	2.95	150.09	1.03
INLET 4 M301_000234.LAB	2/19/2020	9:23	2.56	7.11	1.53	0.14	0.36	0.00	2.67	150.10	1.03
INLET 4 M301_000235.LAB	2/19/2020	9:23	2.44	7.01	1.55	0.14	0.36	0.00	3.18	150.07	1.03
INLET 4 M301_000236.LAB	2/19/2020	9:23	2.68	7.13	1.54	0.14	0.36	0.00	2.99	150.13	1.03
INLET 4 M301_000237.LAB	2/19/2020	9:24	2.70	7.34	1.54	0.14	0.36	0.00	3.18	150.03	1.03
INLET 4 M301_000238.LAB	2/19/2020	9:24	2.68	7.47	1.56	0.14	0.36	0.00	2.71	150.07	1.03
INLET 4 M301_000239.LAB	2/19/2020	9:24	2.73	7.06	1.50	0.14	0.37	0.00	3.38	150.03	1.03

Spectrum	Date	Time	Ethylene c	METHANE	Ethane 15(	CO2% 150	H2O% 150	SULFUR H	ETHYLENI	Temp (C)	Pressure (.
INLET 4 M301_000240.LAB	2/19/2020	9:24	2.85	7.28	1.62	0.14	0.36	0.00	3.08	150.06	1.03
INLET 4 M301_000241.LAB	2/19/2020	9:25	2.66	6.90	1.62	0.14	0.36	0.00	2.97	150.03	1.03
INLET 4 M301_000242.LAB	2/19/2020	9:25	2.62	7.26	1.59	0.14	0.37	0.00	3.16	150.11	1.03
INLET 4 M301_000243.LAB	2/19/2020	9:25	2.51	6.92	1.59	0.14	0.36	0.00	2.94	150.05	1.03
INLET 4 M301_000244.LAB	2/19/2020	9:25	2.59	6.93	1.64	0.14	0.35	0.00	3.40	150.00	1.03
INLET 4 M301_000245.LAB	2/19/2020	9:26	3.70	6.85	1.58	0.13	0.35	0.08	3.47	150.05	1.03
INLET 4 M301_000246.LAB	2/19/2020	9:26	4.66	6.78	1.56	0.13	0.33	0.16	2.96	150.06	1.03
INLET 4 M301_000247.LAB	2/19/2020	9:26	4.73	6.54	1.62	0.13	0.33	0.16	2.89	150.10	1.03
INLET 4 M301_000248.LAB	2/19/2020	9:26	4.82	6.69	1.60	0.13	0.34	0.16	3.16	150.10	1.03
INLET 4 M301_000249.LAB	2/19/2020	9:27	4.55	6.88	1.59	0.13	0.34	0.16	3.08	150.06	1.03
INLET 4 M301_000250.LAB	2/19/2020	9:27	4.89	6.68	1.58	0.13	0.34	0.16	3.20	150.16	1.03
INLET 4 M301_000251.LAB	2/19/2020	9:27	4.67	6.52	1.62	0.13	0.33	0.16	3.01	150.16	1.03
INLET 4 M301_000252.LAB	2/19/2020	9:27	4.84	6.70	1.57	0.13	0.33	0.16	3.24	150.19	1.03
INLET 4 M301_000253.LAB	2/19/2020	9:28	4.71	6.15	1.63	0.13	0.33	0.16	3.24	150.22	1.03
INLET 4 M301_000254.LAB	2/19/2020	9:28	4.42	6.42	1.65	0.13	0.34	0.11	3.15	150.25	1.03
INLET 4 M301_000255.LAB	2/19/2020	9:28	4.61	6.37	1.62	0.13	0.34	0.16	3.00	150.22	1.03
INLET 4 M301_000256.LAB	2/19/2020	9:28	4.91	6.68	1.66	0.13	0.33	0.16	3.17	150.23	1.03
INLET 4 M301_000257.LAB	2/19/2020	9:29	5.03	6.51	1.63	0.13	0.34	0.17	3.28	150.22	1.03
INLET 4 M301_000258.LAB	2/19/2020	9:29	5.12	6.71	1.60	0.13	0.34	0.16	3.45	150.18	1.03
INLET 4 M301_000259.LAB	2/19/2020	9:29	4.49	6.58	1.57	0.13	0.34	0.11	3.25	150.15	1.03
INLET 4 M301_000260.LAB	2/19/2020	9:29	2.85	7.34	1.66	0.14	0.36	0.00	3.17	150.16	1.03
INLET 4 M301_000261.LAB	2/19/2020	9:30	2.92	7.64	1.67	0.14	0.36	0.00	3.34	150.11	1.03
INLET 4 M301_000262.LAB	2/19/2020	9:30	2.63	8.02	1.65	0.14	0.36	0.00	3.12	150.11	1.03
INLET 4 M301_000263.LAB	2/19/2020	9:30	2.98	7.27	1.69	0.14	0.36	0.00	3.13	150.12	1.03
INLET 4 M301_000264.LAB	2/19/2020	9:30	2.70	7.72	1.70	0.14	0.37	0.00	2.96	150.18	1.03
INLET 4 M301_000265.LAB	2/19/2020	9:31	2.88	7.40	1.68	0.14	0.36	0.00	3.50	150.19	1.03
INLET 4 M301_000266.LAB	2/19/2020	9:31	2.60	7.94	1.77	0.14	0.36	0.00	3.20	150.11	1.03
INLET 4 M301_000267.LAB	2/19/2020	9:31	2.93	7.67	1.76	0.14	0.38	0.00	3.11	150.09	1.03
INLET 4 M301_000268.LAB	2/19/2020	9:31	2.73	7.85	1.75	0.14	0.36	0.00	2.99	150.10	1.03
INLET 4 M301_000269.LAB	2/19/2020	9:32	2.96	7.83	1.74	0.14	0.36	0.00	2.91	150.06	1.03
INLET 4 M301_000270.LAB	2/19/2020	9:32	3.05	7.35	1.79	0.14	0.37	0.00	3.16	150.06	1.03
INLET 4 M301_000271.LAB	2/19/2020	9:32	2.89	7.28	1.76	0.14	0.37	0.00	3.10	150.05	1.03
INLET 4 M301_000272.LAB	2/19/2020	9:32	2.92	7.40	1.75	0.14	0.37	0.00	2.97	150.11	1.03
INLET 4 M301_000273.LAB	2/19/2020	9:33	4.41	7.16	1.77	0.14	0.36	0.09	3.12	150.12	1.03
INLET 4 M301_000274.LAB	2/19/2020	9:33	5.23	6.98	1.80	0.13	0.34	0.16	2.72	150.12	1.03
INLET 4 M301_000275.LAB	2/19/2020	9:33	5.39	7.01	1.82	0.13	0.34	0.16	2.86	150.16	1.03
INLET 4 M301_000276.LAB	2/19/2020	9:33	5.49	7.23	1.84	0.13	0.34	0.16	2.96	150.21	1.03
INLET 4 M301_000277.LAB	2/19/2020	9:34	5.55	7.13	1.83	0.13	0.34	0.16	2.90	150.14	1.03
INLET 4 M301_000278.LAB	2/19/2020	9:34	5.52	7.29	1.90	0.13	0.34	0.16	2.99	150.12	1.03
INLET 4 M301_000279.LAB	2/19/2020	9:34	5.91	7.02	1.88	0.13	0.33	0.16	3.08	150.09	1.03
INLET 4 M301_000280.LAB	2/19/2020	9:34	5.81	7.41	1.82	0.13	0.34	0.17	3.14	150.07	1.03
INLET 4 M301_000281.LAB	2/19/2020	9:35	5.70	7.31	1.83	0.13	0.35	0.16	2.99	150.10	1.03
INLET 4 M301_000282.LAB	2/19/2020	9:35	5.81	6.91	1.86	0.13	0.34	0.12	3.09	150.08	1.03
INLET 4 M301_000283.LAB	2/19/2020	9:35	6.25	6.92	1.82	0.13	0.34	0.16	3.28	150.12	1.03
INLET 4 M301_000284.LAB	2/19/2020	9:35	6.51	6.79	1.84	0.13	0.34	0.16	3.01	150.19	1.03
INLET 4 M301_000285.LAB	2/19/2020	9:36	6.68	7.02	1.85	0.13	0.34	0.17	3.18	150.15	1.03
INLET 4 M301_000286.LAB	2/19/2020	9:36	6.71	7.03	1.84	0.13	0.33	0.16	3.31	150.11	1.03
INLET 4 M301_000287.LAB	2/19/2020	9:36	5.59	6.67	1.84	0.14	0.34	0.08	3.14	150.14	1.03
INLET 4 M301_000288.LAB	2/19/2020	9:36	4.80	7.48	1.86	0.14	0.36	0.00	3.20	150.07	1.03
INLET 4 M301_000289.LAB	2/19/2020	9:37	4.32	7.28	1.93	0.14	0.36	0.00	2.71	150.06	1.03
INLET 4 M301_000290.LAB	2/19/2020	9:37	4.61	8.06	1.96	0.14	0.37	0.00	3.03	150.14	1.03
INLET 4 M301_000291.LAB	2/19/2020	9:37	4.55	7.42	1.97	0.14	0.36	0.00	2.55	150.17	1.03
INLET 4 M301_000292.LAB	2/19/2020	9:37	4.13	7.83	1.91	0.14	0.36	0.00	3.21	150.18	1.03
INLET 4 M301_000293.LAB	2/19/2020	9:38	4.03	7.42	1.93	0.14	0.36	0.00	2.68	150.14	1.03
INLET 4 M301_000294.LAB	2/19/2020	9:38	4.01	7.78	1.96	0.14	0.37	0.00	3.08	150.14	1.03
INLET 4 M301_000295.LAB	2/19/2020	9:38	4.05	7.57	1.92	0.14	0.36	0.00	3.23	150.16	1.03
INLET 4 M301_000296.LAB	2/19/2020	9:38	3.93	7.59	2.00	0.14	0.36	0.00	2.85	150.22	1.03
INLET 4 M301_000297.LAB	2/19/2020	9:39	4.05	7.70	2.00	0.14	0.36	0.00	3.33	150.22	1.03
INLET 4 M301_000298.LAB	2/19/2020	9:39	3.79	7.75	1.96	0.14	0.37	0.00	3.11	150.23	1.03
INLET 4 M301_000299.LAB	2/19/2020	9:39	3.92	7.36	1.95	0.14	0.37	0.00	3.35	150.30	1.03
INLET 4 M301_000300.LAB	2/19/2020	9:39	3.94	7.41	1.98	0.14	0.36	0.00	3.26	150.22	1.03
INLET 4 M301_000301.LAB	2/19/2020	9:40	4.06	7.63	2.02	0.14	0.36	0.00	3.08	150.30	1.03
INLET 4 M301_000302.LAB	2/19/2020	9:40	3.96	7.49	1.97	0.14	0.37	0.00	3.21	150.34	1.03
INLET 4 M301_000303.LAB	2/19/2020	9:40	4.84	7.20	1.95	0.14	0.36	0.06	3.02	150.34	1.03
INLET 4 M301_000304.LAB	2/19/2020	9:40	6.13	7.14	1.96	0.13	0.34	0.17	2.97	150.30	1.03
INLET 4 M301_000305.LAB	2/19/2020	9:41	6.37	7.26	1.98	0.13	0.34	0.16	2.97	150.34	1.03
INLET 4 M301_000306.LAB	2/19/2020	9:41	6.37	7.38	2.01	0.13	0.35	0.17	2.92	150.35	1.03
INLET 4 M301_000307.LAB	2/19/2020	9:41	6.37	6.80	1.99	0.13	0.34	0.17	3.10	150.35	1.03
INLET 4 M301_000308.LAB	2/19/2020	9:41	6.36	6.61	1.97	0.13	0.34	0.16	2.89	150.30	1.03
INLET 4 M301_000309.LAB	2/19/2020	9:42	6.62	6.74	1.99	0.13	0.34	0.17	3.15	150.33	1.03
INLET 4 M301_000310.LAB	2/19/2020	9:42	6.60	6.26	1.98	0.13	0.34	0.17	2.90	150.33	1.03
INLET 4 M301_000311.LAB	2/19/2020	9:42	6.51	6.81	1.96	0.13	0.35	0.16	3.27	150.29	1.03
INLET 4 M301_000312.LAB	2/19/2020	9:42	6.24	6.99	1.98	0.13	0.34	0.11	2.82	150.20	1.03
INLET 4 M301_000313.LAB	2/19/2020	9:43	6.97	6.95	2.01	0.13	0.34	0.16	3.01	150.24	1.03
INLET 4 M301_000314.LAB	2/19/2020	9:43	6.53	6.72	1.97	0.13	0.34	0.17	2.81	150.25	1.03
INLET 4 M301_000315.LAB	2/19/2020	9:43	6.58	6.56	1.97	0.13	0.34	0.17	2.84	150.22	1.03
INLET 4 M301_000316.LAB	2/19/2020	9:43	4.99	7.16	2.08	0.14	0.35	0.04	2.99	150.17	1.03

Spectrum	Date	Time	Ethylene c	METHANE	Ethane 15	CO2% 150	H2O% 150	SULFUR H	ETHYLENI	Temp (C)	Pressure (
INLET 4 M301_000317.LAB	2/19/2020	9:44	4.11	6.98	2.00	0.14	0.36	0.00	3.15	150.23	1.03
INLET 4 M301_000318.LAB	2/19/2020	9:44	4.55	6.94	2.02	0.14	0.36	0.00	3.09	150.19	1.03
INLET 4 M301_000319.LAB	2/19/2020	9:44	4.37	7.14	2.04	0.14	0.36	0.00	2.87	150.12	1.03
INLET 4 M301_000320.LAB	2/19/2020	9:44	4.30	7.03	1.97	0.14	0.37	0.00	3.12	150.08	1.03
INLET 4 M301_000321.LAB	2/19/2020	9:45	4.08	7.25	2.02	0.14	0.36	0.00	3.12	150.11	1.03
INLET 4 M301_000322.LAB	2/19/2020	9:45	4.59	7.39	2.01	0.14	0.36	0.00	3.02	150.08	1.03
INLET 4 M301_000323.LAB	2/19/2020	9:45	4.09	6.98	1.99	0.14	0.36	0.00	3.08	150.10	1.03
INLET 4 M301_000324.LAB	2/19/2020	9:45	4.37	7.28	2.00	0.14	0.36	0.00	3.24	150.21	1.03
INLET 4 M301_000325.LAB	2/19/2020	9:46	4.31	7.48	2.04	0.14	0.36	0.00	2.83	150.19	1.03
INLET 4 M301_000326.LAB	2/19/2020	9:46	4.53	7.38	2.05	0.14	0.36	0.00	2.97	150.20	1.03
INLET 4 M301_000327.LAB	2/19/2020	9:46	4.29	7.23	2.07	0.14	0.36	0.00	2.98	150.23	1.03
INLET 4 M301_000328.LAB	2/19/2020	9:46	4.36	6.93	2.08	0.14	0.36	0.00	2.77	150.14	1.03
INLET 4 M301_000329.LAB	2/19/2020	9:47	5.80	6.89	2.04	0.14	0.35	0.09	3.06	150.22	1.03
INLET 4 M301_000330.LAB	2/19/2020	9:47	6.56	6.93	2.02	0.13	0.34	0.16	2.54	150.20	1.03
INLET 4 M301_000331.LAB	2/19/2020	9:47	6.73	6.62	2.01	0.13	0.34	0.16	2.96	150.19	1.03
INLET 4 M301_000332.LAB	2/19/2020	9:47	6.79	7.04	2.05	0.13	0.34	0.17	2.78	150.20	1.03
INLET 4 M301_000333.LAB	2/19/2020	9:48	6.90	6.98	2.04	0.13	0.34	0.16	2.90	150.17	1.03
INLET 4 M301_000334.LAB	2/19/2020	9:48	6.64	7.06	2.03	0.13	0.34	0.16	2.78	150.13	1.03
INLET 4 M301_000335.LAB	2/19/2020	9:48	7.00	6.88	2.02	0.13	0.34	0.16	2.80	150.11	1.03
INLET 4 M301_000336.LAB	2/19/2020	9:48	6.94	6.87	2.03	0.13	0.33	0.16	2.90	150.14	1.03
INLET 4 M301_000337.LAB	2/19/2020	9:49	6.57	6.42	2.09	0.13	0.34	0.16	2.88	150.10	1.03
INLET 4 M301_000338.LAB	2/19/2020	9:49	6.36	6.27	2.07	0.13	0.34	0.12	3.20	150.08	1.03
INLET 4 M301_000339.LAB	2/19/2020	9:49	6.90	6.45	2.04	0.13	0.34	0.17	2.92	150.12	1.03
INLET 4 M301_000340.LAB	2/19/2020	9:49	7.13	6.62	2.02	0.13	0.34	0.16	2.74	150.14	1.03
INLET 4 M301_000341.LAB	2/19/2020	9:50	6.79	6.37	2.06	0.13	0.34	0.16	2.80	150.21	1.03
INLET 4 M301_000342.LAB	2/19/2020	9:50	6.96	6.42	2.03	0.13	0.33	0.17	2.82	150.07	1.03
INLET 4 M301_000343.LAB	2/19/2020	9:50	6.40	6.90	2.01	0.14	0.34	0.12	2.85	150.15	1.03
INLET 4 M301_000344.LAB	2/19/2020	9:50	4.57	6.61	2.04	0.14	0.36	0.00	3.11	150.18	1.03
INLET 4 M301_000345.LAB	2/19/2020	9:51	4.54	6.82	2.06	0.14	0.36	0.00	2.96	150.16	1.03
INLET 4 M301_000346.LAB	2/19/2020	9:51	4.69	6.64	2.04	0.14	0.36	0.00	2.97	150.22	1.03
INLET 4 M301_000347.LAB	2/19/2020	9:51	4.53	6.44	2.07	0.14	0.36	0.00	3.08	150.16	1.03
INLET 4 M301_000348.LAB	2/19/2020	9:51	4.60	6.38	2.07	0.14	0.36	0.00	2.86	150.21	1.03
INLET 4 M301_000349.LAB	2/19/2020	9:52	4.80	7.01	2.07	0.14	0.36	0.00	3.12	150.29	1.03
INLET 4 M301_000350.LAB	2/19/2020	9:52	4.83	6.35	2.07	0.14	0.36	0.00	2.86	150.31	1.03
INLET 4 M301_000351.LAB	2/19/2020	9:52	4.44	6.59	2.08	0.14	0.37	0.00	2.98	150.28	1.03
INLET 4 M301_000352.LAB	2/19/2020	9:52	4.91	7.23	2.06	0.14	0.36	0.00	3.01	150.32	1.03
INLET 4 M301_000353.LAB	2/19/2020	9:53	4.78	6.64	2.05	0.14	0.36	0.00	3.08	150.35	1.03
INLET 4 M301_000354.LAB	2/19/2020	9:53	4.87	6.55	2.11	0.14	0.37	0.00	2.96	150.32	1.03
INLET 4 M301_000355.LAB	2/19/2020	9:53	4.88	6.09	2.08	0.14	0.36	0.00	2.71	150.38	1.03
INLET 4 M301_000356.LAB	2/19/2020	9:53	4.64	6.33	2.02	0.14	0.36	0.00	2.85	150.36	1.03
INLET 4 M301_000357.LAB	2/19/2020	9:54	5.09	6.64	2.03	0.14	0.36	0.00	3.01	150.39	1.03
INLET 4 M301_000358.LAB	2/19/2020	9:54	5.88	6.42	2.10	0.14	0.35	0.07	2.81	150.35	1.03
INLET 4 M301_000359.LAB	2/19/2020	9:54	7.04	6.28	2.04	0.13	0.34	0.16	2.95	150.30	1.03
INLET 4 M301_000360.LAB	2/19/2020	9:54	7.10	6.24	2.11	0.13	0.34	0.16	2.53	150.30	1.03
INLET 4 M301_000361.LAB	2/19/2020	9:55	7.11	6.46	2.06	0.13	0.33	0.16	2.67	150.26	1.03
INLET 4 M301_000362.LAB	2/19/2020	9:55	6.82	6.28	2.11	0.13	0.34	0.16	2.62	150.25	1.03
INLET 4 M301_000363.LAB	2/19/2020	9:55	7.06	6.36	2.08	0.13	0.33	0.17	2.74	150.24	1.03
INLET 4 M301_000364.LAB	2/19/2020	9:55	6.84	6.12	2.07	0.13	0.33	0.17	2.78	150.24	1.03
INLET 4 M301_000365.LAB	2/19/2020	9:56	7.08	6.36	2.13	0.13	0.34	0.16	2.79	150.20	1.03
INLET 4 M301_000366.LAB	2/19/2020	9:56	7.12	6.45	2.08	0.13	0.33	0.16	2.70	150.21	1.03
INLET 4 M301_000367.LAB	2/19/2020	9:56	6.57	6.36	2.05	0.13	0.34	0.11	2.68	150.24	1.03
INLET 4 M301_000368.LAB	2/19/2020	9:56	6.79	6.45	2.12	0.13	0.34	0.16	2.74	150.19	1.03
INLET 4 M301_000369.LAB	2/19/2020	9:57	7.14	6.05	2.08	0.13	0.33	0.17	2.52	150.22	1.03
INLET 4 M301_000370.LAB	2/19/2020	9:57	7.12	6.30	2.07	0.13	0.34	0.16	2.58	150.15	1.03
INLET 4 M301_000371.LAB	2/19/2020	9:57	3.78	3.07	1.92	0.07	0.18	0.12	1.42	150.13	1.09
INLET 4 M301_000372.LAB	2/19/2020	9:57	3.29	0.00	1.92	0.00	0.00	0.00	-0.52	150.14	1.02
INLET 4 M301_000373.LAB	2/19/2020	9:58	3.45	0.17	2.01	0.00	0.00	0.00	-0.35	150.15	1.00
INLET 4 M301_000374.LAB	2/19/2020	9:58	2.97	0.12	1.95	0.00	0.01	0.00	-0.34	150.07	1.00
INLET 4 M301_000375.LAB	2/19/2020	9:58	3.16	0.19	1.97	0.00	0.01	0.00	-0.35	150.09	1.00
INLET 4 M301_000376BKG.LAB	2/19/2020	9:59	0.00	0.00	0.00	0.00	0.00	0.00	0.00	150.04	1.00

MONTROSE
AIR QUALITY SERVICES

Reference Monitor Detection Limits

Monitor: FTIR
Manufacturer: MKS
Model: Multigas 2030
S/N: 4462
Condition: Instrument only/using N2 baseline analysis
Date: 3/4/2020
Source: Inlet #1
Operator: D.Chapman
Compound: Ethylene Oxide

Target Concentration, ppm v	0.0

Repetition	Average FTIR Reading (ppm v)
1	-0.196
2	-0.149
3	-0.070
4	-0.215
5	0.064
6	-0.251
7	-0.052
8	-0.329
9	-0.084
10	-0.116
11	0.090
12	0.143

Total Population	**12**
t-Test Population (n-1)	**11**
Average RM reading	**-0.10**
Standard Deviation	**0.1433**
Student t- Test Value	**2.718**

MDL (LOD)	**0.389**
PQL (LOQ) (3 x MDL)	**1.168**

The USEPA defines MDL as "the minimum concentration that can be determined with 99% confidence that the true concentration is greater than zero." This procedure is outlined in 40CFR 136 and TTN EMC.
The NELAC Standard (TNI) define detection limits as limit of detection - LOD and limit of quantification - LOQ. These terms were historically known as method detection limit - MDL and practical quantification limit - PQL.

Student t-Test Values	
t-Test Population	t-Test Value
7	2.998
8	2.896
9	2.821
10	2.764
11	2.718
12	2.681

MONTROSE
AIR QUALITY SERVICES

Reference Monitor Detection Limits

Monitor: FTIR
Manufacturer: MKS
Model: Multigas 2030
S/N: 8345
Condition: Instrument only/using N2 baseline analysis
Date: 2/12/2020
Source: Inlet #2
Operator: WC James
Compound: Ethylene Oxide

Target Concentration, ppm v	0.0

Repetition	Average FTIR Reading (ppm v)
1	0.104
2	-0.029
3	-0.027
4	0.031
5	0.000
6	-0.125
7	0.109
8	-0.163
9	-0.579
10	-1.402
11	-0.265
12	-0.273

Total Population	**12**
t-Test Population (n-1)	**11**
Average RM reading	**-0.22**
Standard Deviation	**0.4201**
Student t- Test Value	**2.718**

MDL (LOD)	**1.142**
PQL (LOQ) (3 x MDL)	**3.425**

The USEPA defines MDL as "the minimum concentration that can be determined with 99% confidence that the true concentration is greater than zero." This procedure is outlined in 40CFR 136 and TTN EMC.
The NELAC Standard (TNI) define detection limits as limit of detection - LOD and limit of quantification - LOQ. These terms were historically known as method detection limit - MDL and practical quantification limit - PQL.

Student t-Test Values	
t-Test Population	t-Test Value
7	2.998
8	2.896
9	2.821
10	2.764
11	2.718
12	2.681

MONTROSE
AIR QUALITY SERVICES

Reference Monitor Detection Limits

Monitor: FTIR
Manufacturer: MKS
Model: Multigas 2030
S/N: 3532
Condition: Instrument only/using N2 baseline analysis
Date: 2/12/2020
Source: Inlet #3
Operator: WC James
Compound: Ethylene Oxide

Target Concentration, ppm v	0.0

Repetition	Average FTIR Reading (ppm v)
1	-0.047
2	1.104
3	1.054
4	0.975
5	0.902
6	0.697
7	0.615
8	0.714
9	0.331
10	0.564
11	0.599
12	0.494

Total Population	**12**
t-Test Population (n-1)	**11**
Average RM reading	**0.67**
Standard Deviation	**0.3254**
Student t- Test Value	**2.718**

MDL (LOD)	**0.884**
PQL (LOQ) (3 x MDL)	**2.653**

The USEPA defines MDL as "the minimum concentration that can be determined with 99% confidence that the true concentration is greater than zero." This procedure is outlined in 40CFR 136 and TTN EMC.
The NELAC Standard (TNI) define detection limits as limit of detection - LOD and limit of quantification - LOQ. These terms were historically known as method detection limit - MDL and practical quantification limit - PQL.

Student t-Test Values	
t-Test Population	t-Test Value
7	2.998
8	2.896
9	2.821
10	2.764
11	2.718
12	2.681

MONTROSE
AIR QUALITY SERVICES

Reference Monitor Detection Limits

Monitor: FTIR
Manufacturer: MKS
Model: Multigas 2030 Model G
S/N: 6291
Condition: Instrument only/using N2 baseline analysis
Date: 3/10/2020
Source: Inlet #4
Operator: D.Chapman
Compound: Ethylene Oxide

Target Concentration, ppm v	0.0

Repetition	Average FTIR Reading (ppm v)
1	-0.022
2	0.010
3	-0.023
4	-0.025
5	-0.041
6	-0.007
7	-0.037
8	-0.046
9	-0.029
10	-0.049
11	-0.039
12	-0.040

Total Population	**12**
t-Test Population (n-1)	**11**
Average RM reading	**-0.03**
Standard Deviation	**0.0170**
Student t- Test Value	**2.718**

MDL (LOD)	**0.046**
PQL (LOQ) (3 x MDL)	**0.139**

The USEPA defines MDL as "the minimum concentration that can be determined with 99% confidence that the true concentration is greater than zero." This procedure is outlined in 40CFR 136 and TTN EMC.
The NELAC Standard (TNI) define detection limits as limit of detection - LOD and limit of quantification - LOQ. These terms were historically known as method detection limit - MDL and practical quantification limit - PQL.

Student t-Test Values	
t-Test Population	t-Test Value
7	2.998
8	2.896
9	2.821
10	2.764
11	2.718
12	2.681

APPENDIX E
MEDLINE PROCESS DATA

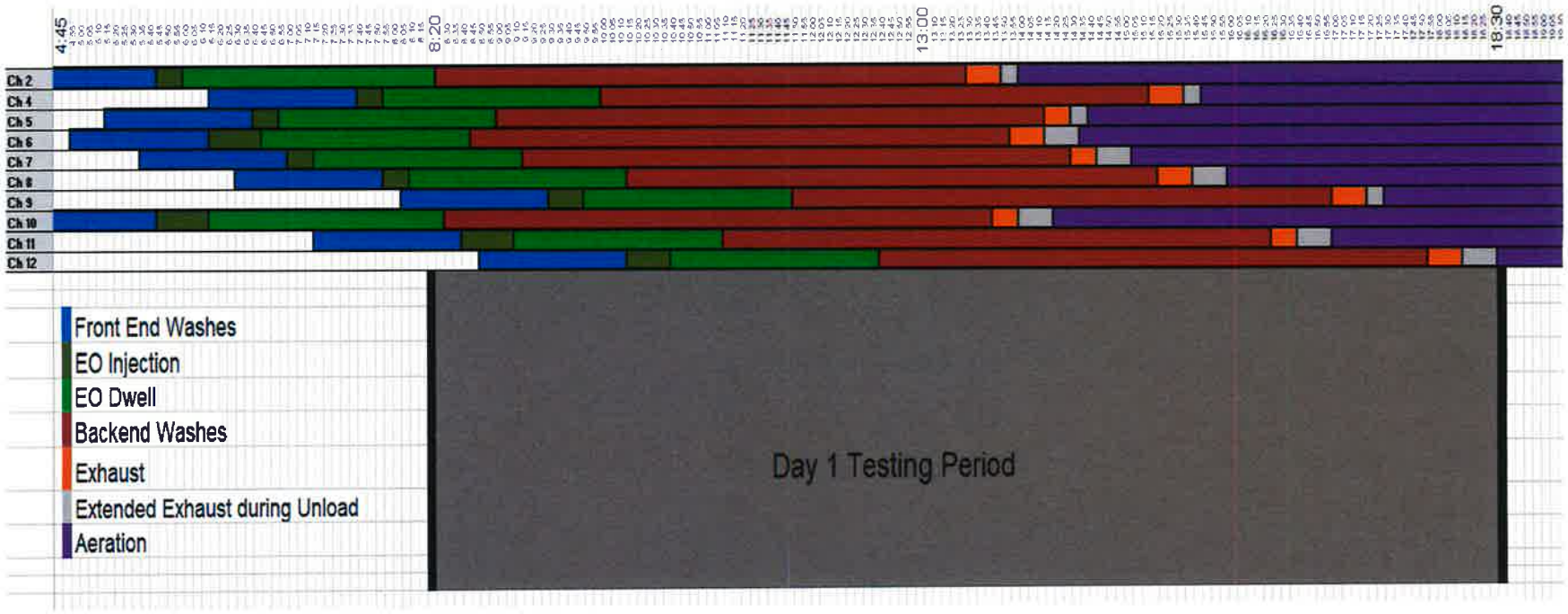

The testing spanned an approximate 10-hour period to include the backend vacuum/N2 washes of all chambers where EO is evacuated as well as all chambers venting and being unloaded into aeration. At the beginning of Day 1 of testing there were over 100 sterilized pallets housed in the shipping warehouse. To allow room for product to be unloaded from the chambers, aeration began the test at 58.19% full based on pallet capacity and ended at 73.75% full once chambers were unloaded. 815.3 lbs of EO were used during processing of the 10 chambers included in the testing window for Day 1.

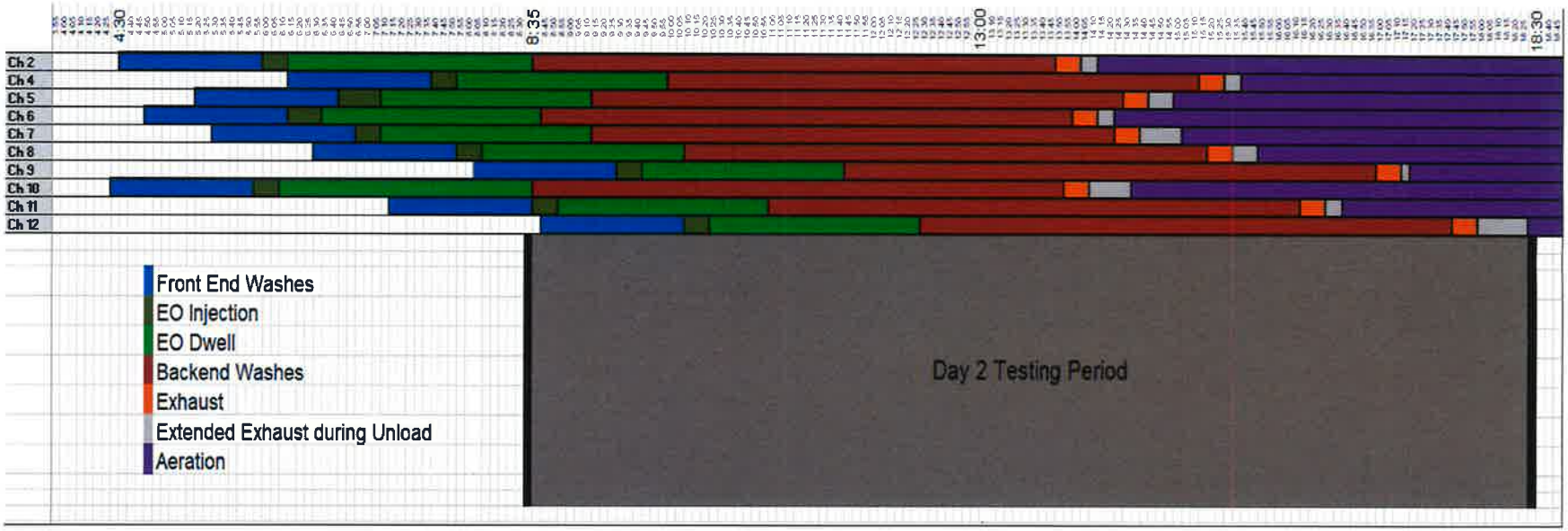

The testing spanned an approximate 10-hour period to include the backend vacuum/N2 washes of all chambers where EO is evacuated as well as all chambers venting and being unloaded into aeration. At the beginning of Day 2 of testing there were over 100 sterilized pallets housed in the shipping warehouse. To allow room for product to be unloaded from the chambers, aeration began the test at 69.73% full based on pallet capacity and ended at 88.13% full once chambers were unloaded. 773.7 lbs of EO were used during processing of the 10 chambers included in the testing window for Day 2.

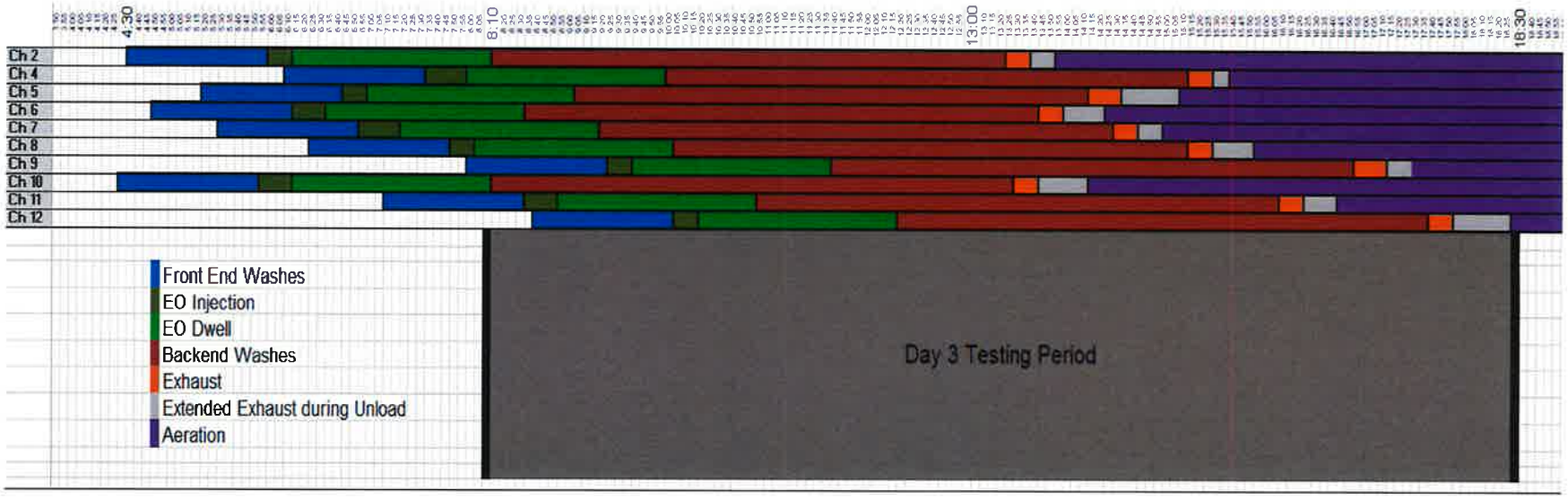

The testing spanned an approximate 10-hour period to include the backend vacuum/N2 washes of all chambers where EO is evacuated as well as all chambers venting and being unloaded into aeration. At the beginning of Day 3 of testing there were over 100 sterilized pallets housed in the shipping warehouse. To allow room for product to be unloaded from the chambers, aeration began the test at 83.78% full based on pallet capacity and ended at 92.98% full once chambers were unloaded. 787.1 lbs of EO were used during processing of the 10 chambers included in the testing window for Day 3.

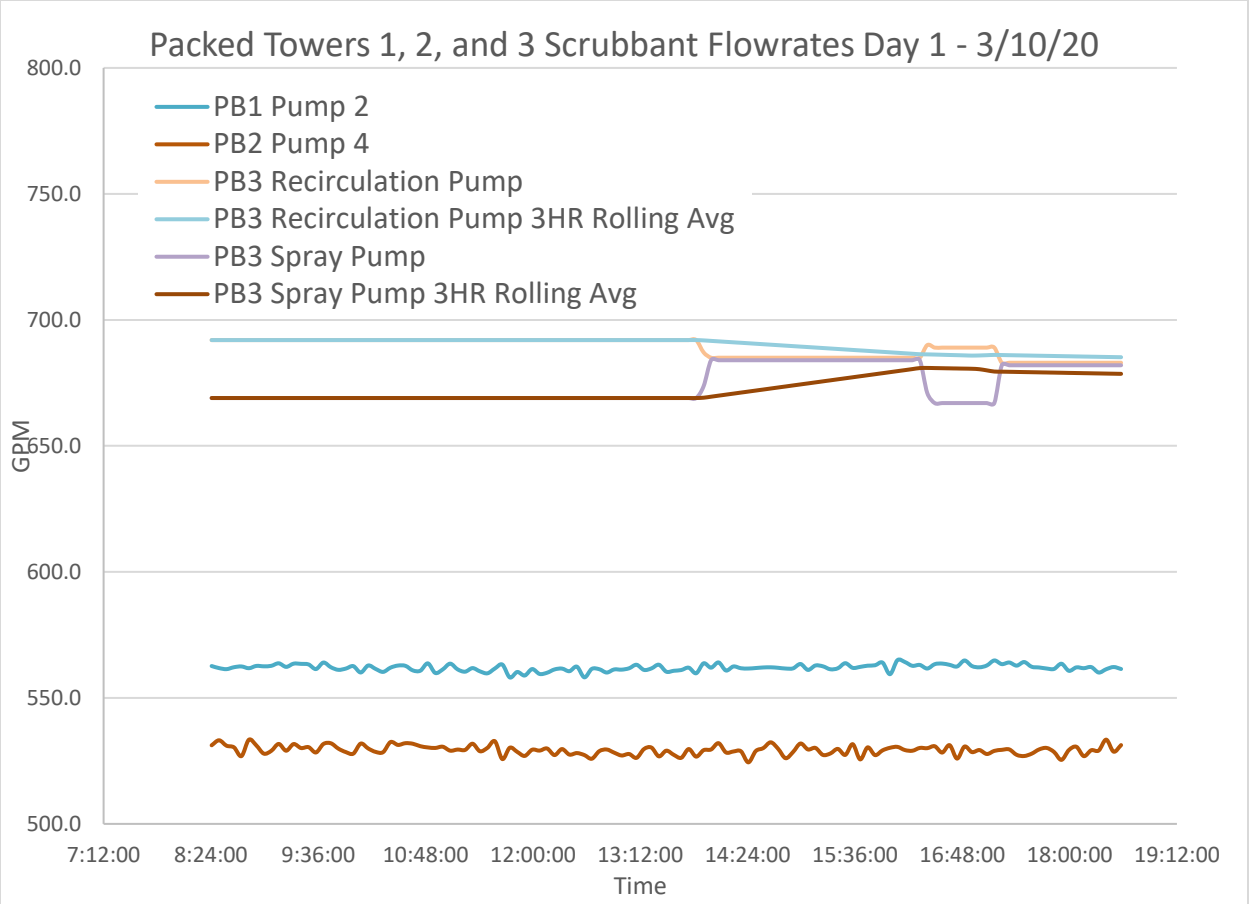
Packed Towers 1, 2, and 3 Scrubbant Flowrates Day 1 - 3/10/20
PB1 Pump 2
PB2 Pump 4
PB3 Recirculation Pump
PB3 Recirculation Pump 3HR Rolling Avg
PB3 Spray Pump
PB3 Spray Pump 3HR Rolling Avg
800.0
750.0
700.0
650.0
600.0
550.0
500.0
GPM
7:12:00
8:24:00
9:36:00
10:48:00
12:00:00
13:12:00
14:24:00
15:36:00
16:48:00
18:00:00
19:12:00
Time

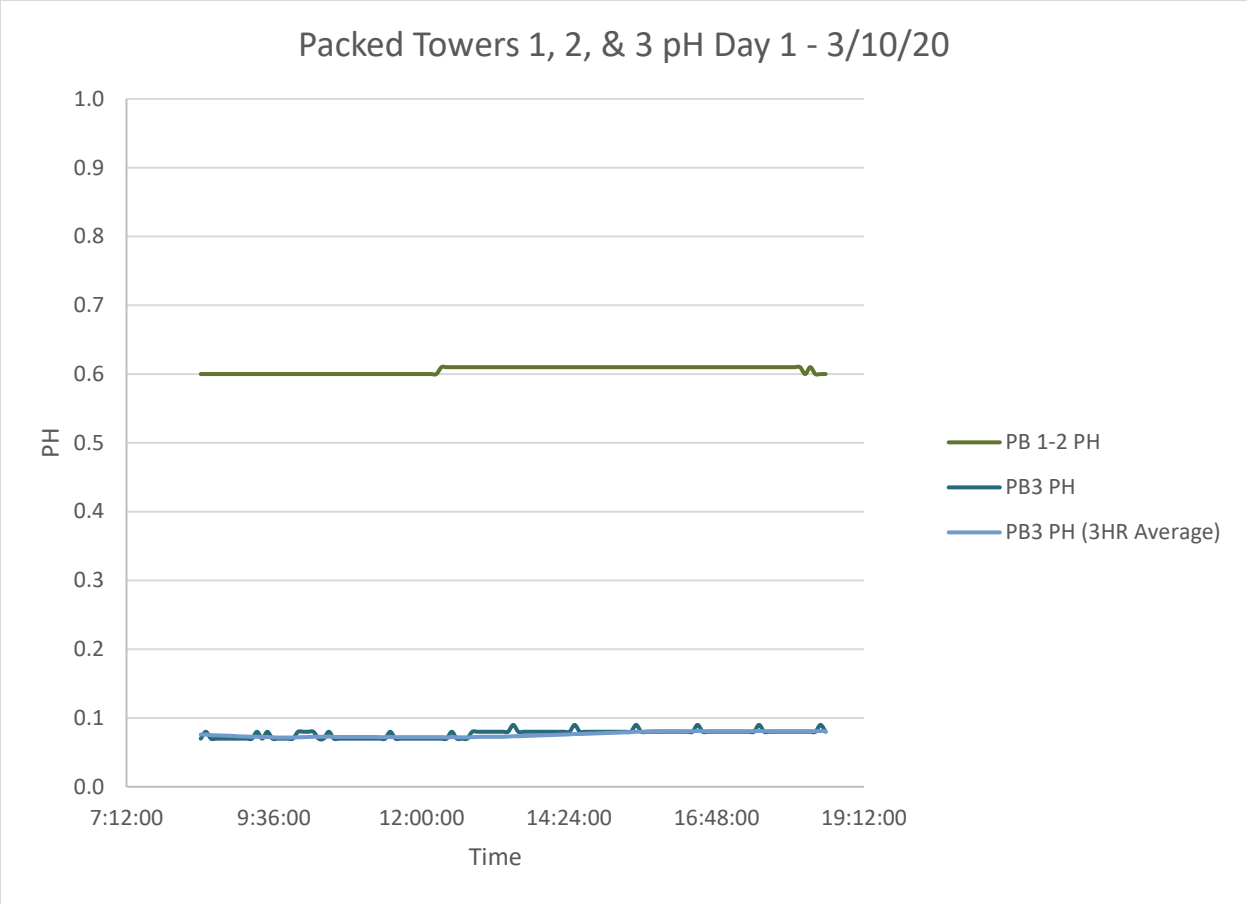
Packed Towers 1, 2, & 3 pH Day 1 - 3/10/20
1.0
0.9
0.8
0.7
0.6
0.5
0.4
0.3
0.2
0.1
0.0
PH
7:12:00
9:36:00
12:00:00
14:24:00
16:48:00
19:12:00
Time
PB 1-2 PH
PB3 PH
PB3 PH (3HR Average)

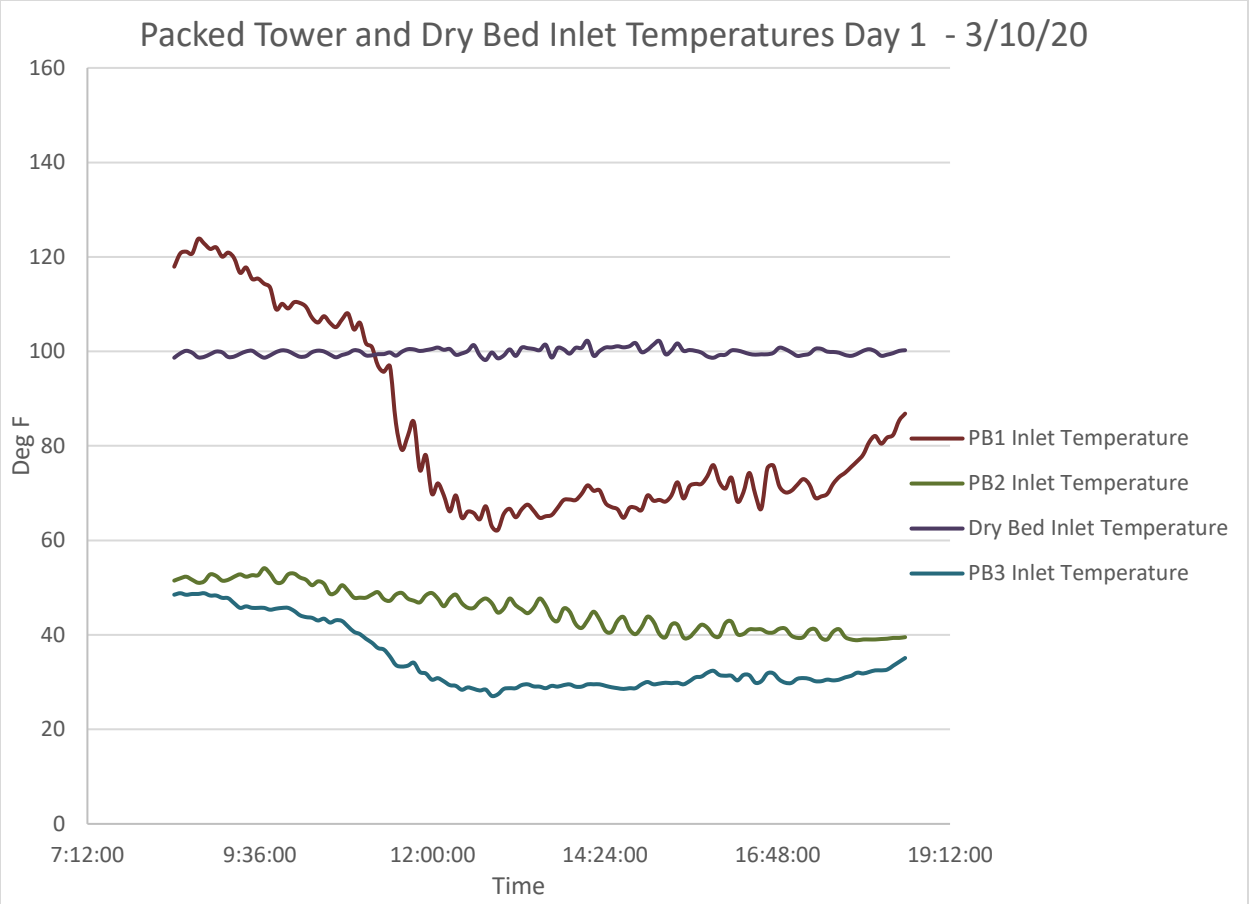
Packed Tower and Dry Bed Inlet Temperatures Day 1 - 3/10/20
160
140
120
100
80
60
40
20
0
Deg F
7:12:00
9:36:00
12:00:00
14:24:00
16:48:00
19:12:00
Time
PB1 Inlet Temperature
PB2 Inlet Temperature
Dry Bed Inlet Temperature
PB3 Inlet Temperature

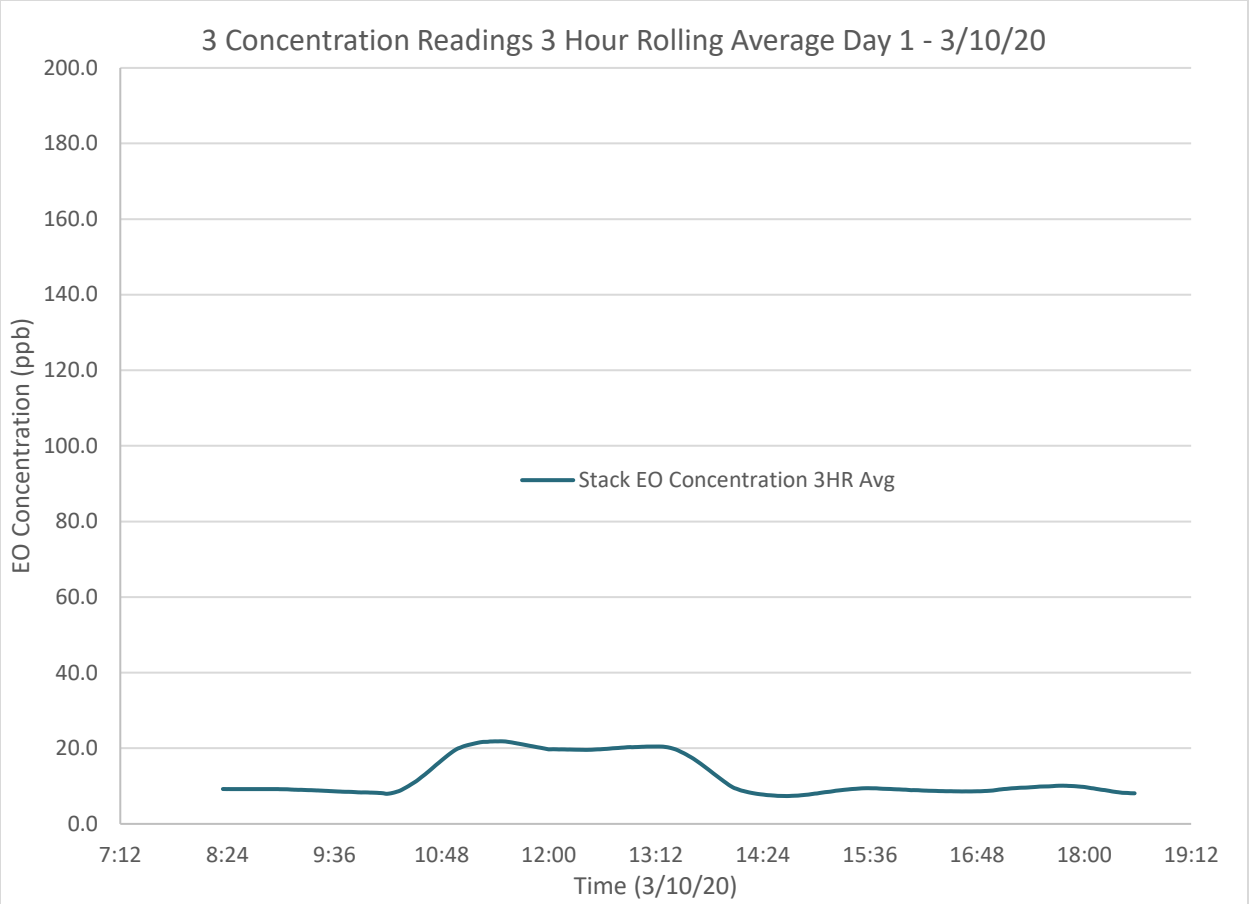
3 Concentration Readings 3 Hour Rolling Average Day 1 - 3/10/20
200.0
180.0
160.0
140.0
120.0
100.0
80.0
60.0
40.0
20.0
0.0
EO Concentration (ppb)
Stack EO Concentration 3HR Avg
7:12
8:24
9:36
10:48
12:00
13:12
14:24
15:36
16:48
18:00
19:12
Time (3/10/20)

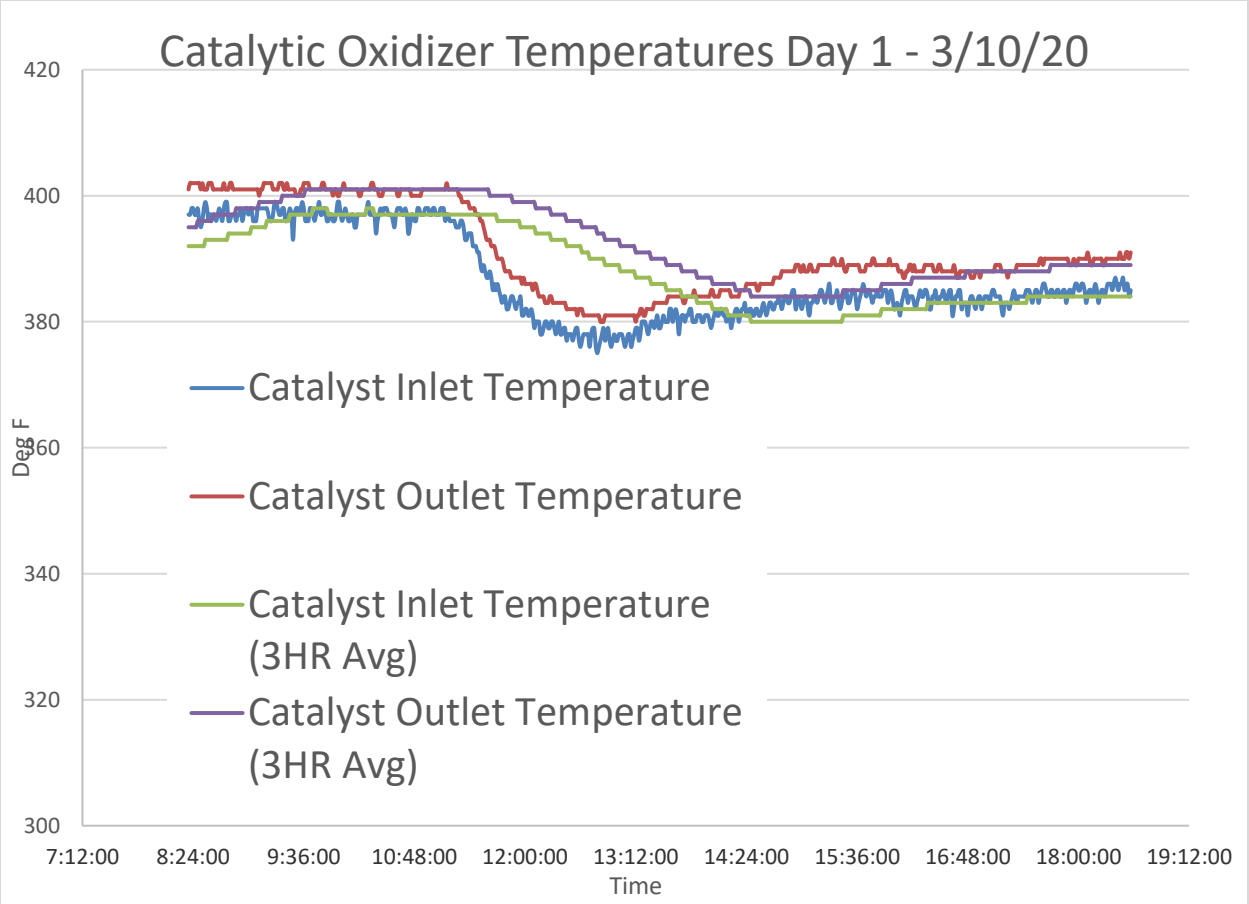
Catalytic Oxidizer Temperatures Day 1 - 3/10/20
420
400
380
360
340
320
300
Deg F
Catalyst Inlet Temperature
Catalyst Outlet Temperature
Catalyst Inlet Temperature (3HR Avg)
Catalyst Outlet Temperature (3HR Avg)
7:12:00
8:24:00
9:36:00
10:48:00
12:00:00
13:12:00
14:24:00
15:36:00
16:48:00
18:00:00
19:12:00
Time

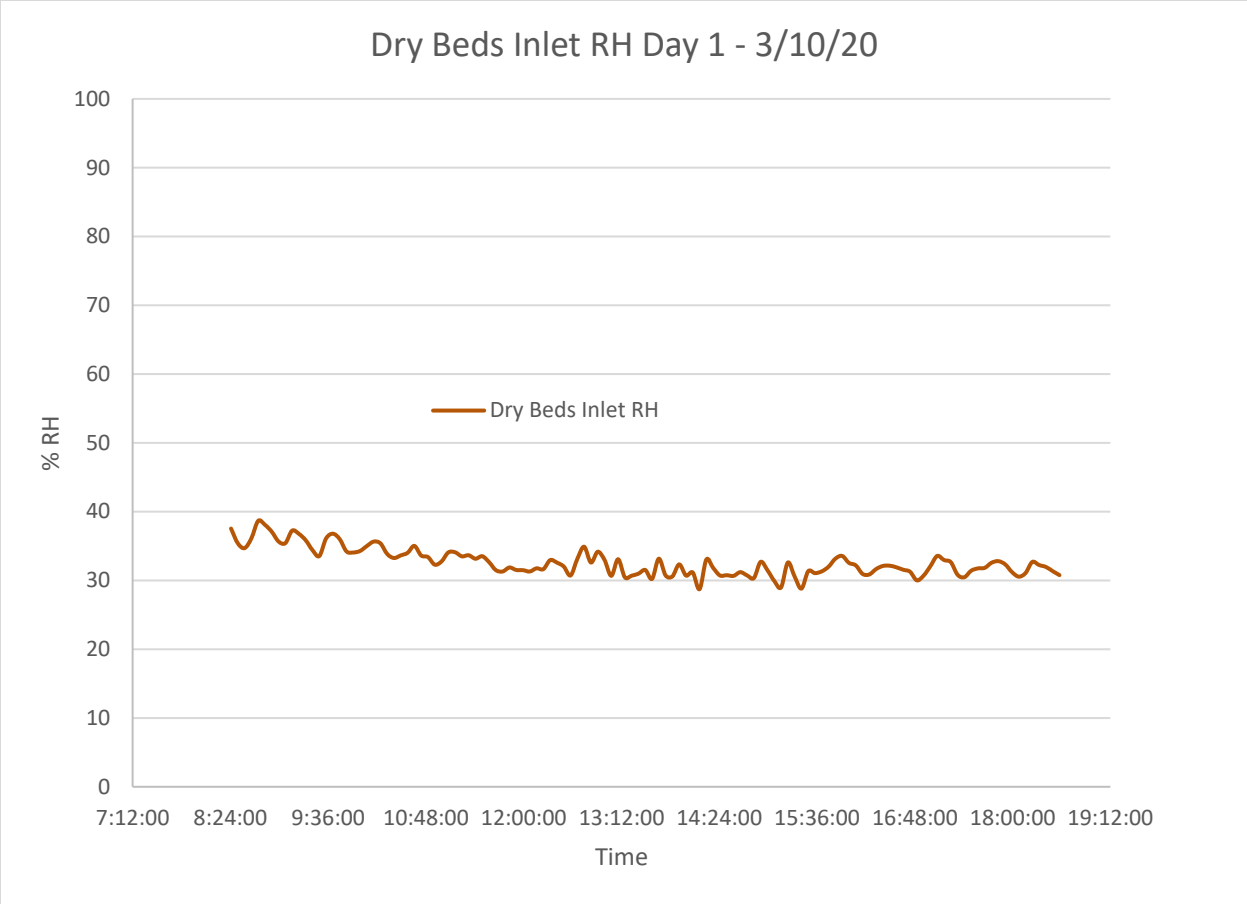

Dry Bed #	Damper Position		Dry Bed #	Damper Position
1	Open		13	Open
2	Open		14	Open
3	Open		15	Open
4	Open		16	Open
5	Open		17	Open
6	Open		18	Open
7	Open		19	Open
8	Open		20	Open
9	Open		21	Open
10	Open		22	Open
11	Open		23	Open
12	Open		24	Open

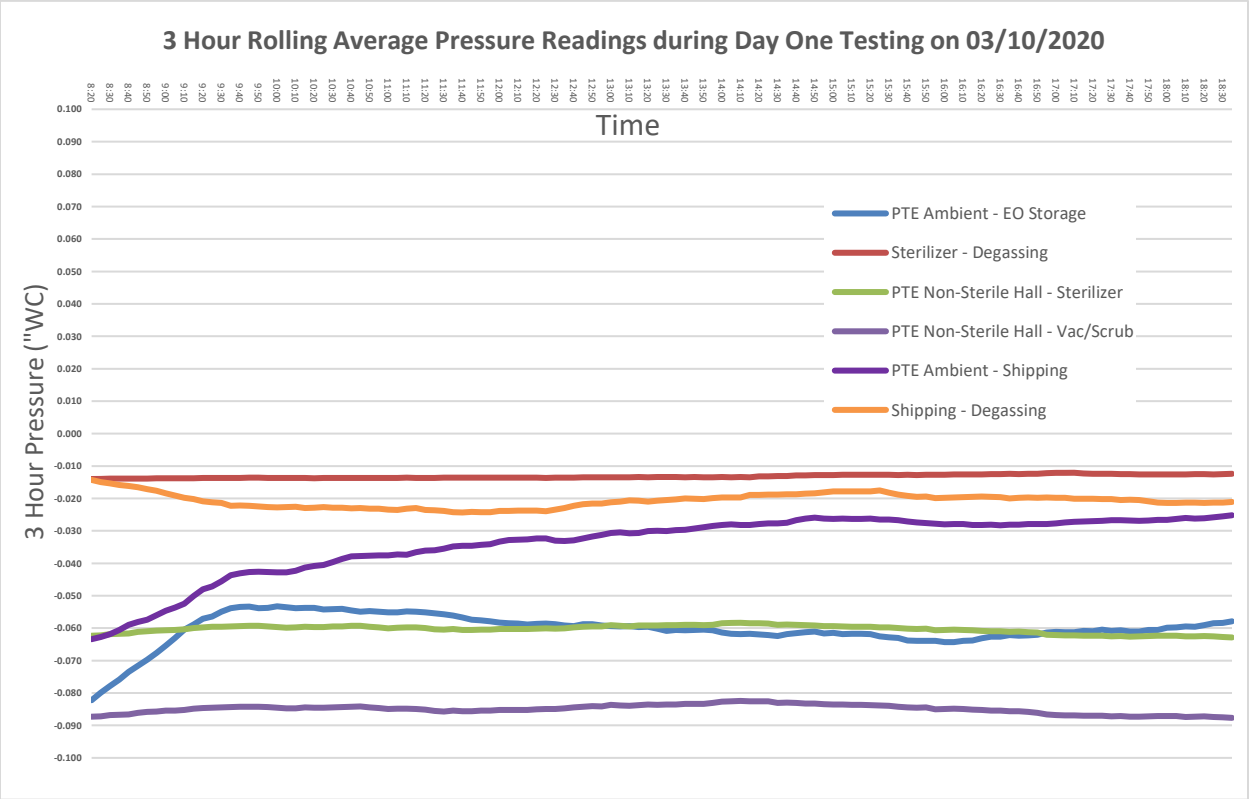
3 Hour Rolling Average Pressure Readings during Day One Testing on 03/10/2020
Time
3 Hour Pressure ("WC)
PTE Ambient - EO Storage
Sterilizer - Degassing
PTE Non-Sterile Hall - Sterilizer
PTE Non-Sterile Hall - Vac/Scrub
PTE Ambient - Shipping
Shipping - Degassing

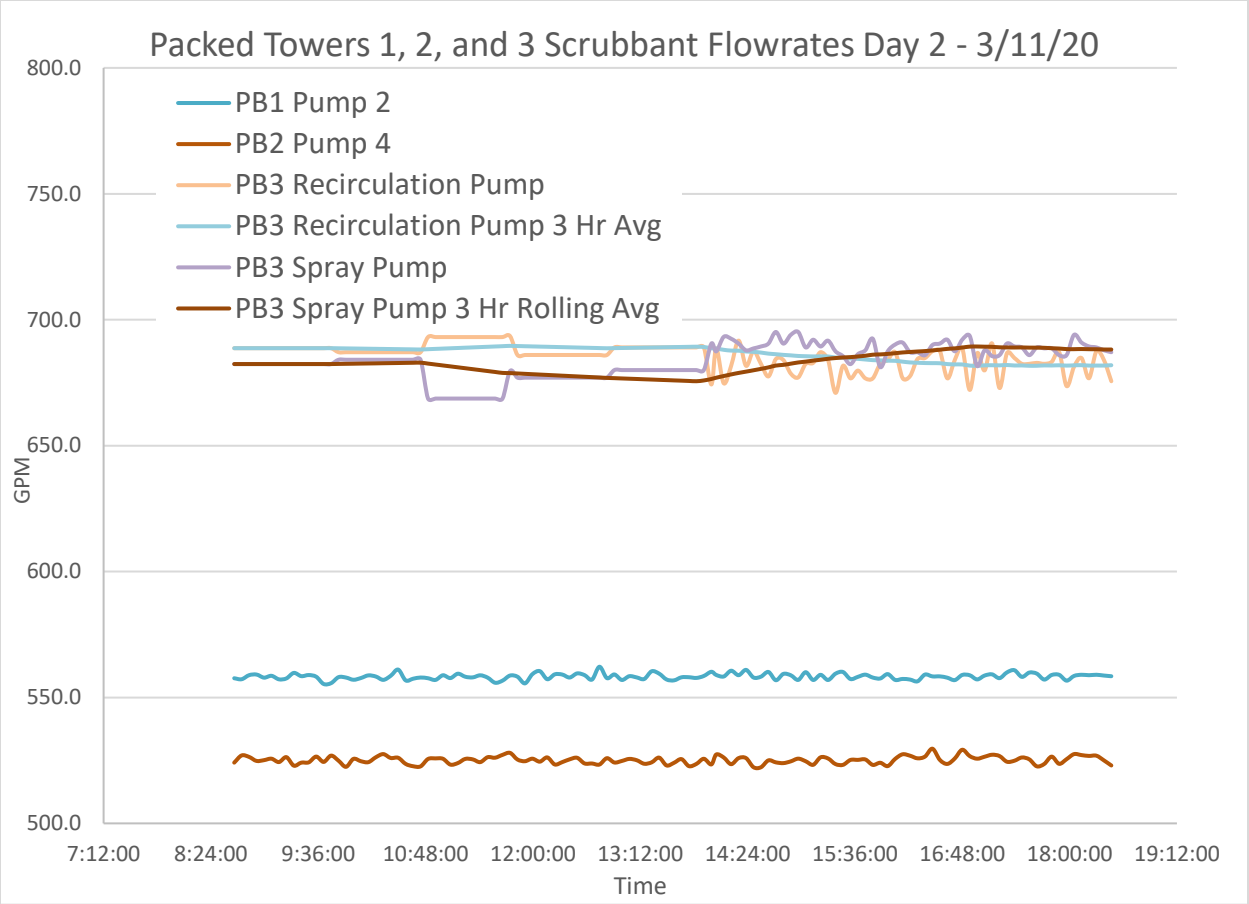
Packed Towers 1, 2, and 3 Scrubbant Flowrates Day 2 - 3/11/20
PB1 Pump 2
PB2 Pump 4
PB3 Recirculation Pump
PB3 Recirculation Pump 3 Hr Avg
PB3 Spray Pump
PB3 Spray Pump 3 Hr Rolling Avg
800.0
750.0
700.0
650.0
600.0
550.0
500.0
GPM
7:12:00
8:24:00
9:36:00
10:48:00
12:00:00
13:12:00
14:24:00
15:36:00
16:48:00
18:00:00
19:12:00
Time

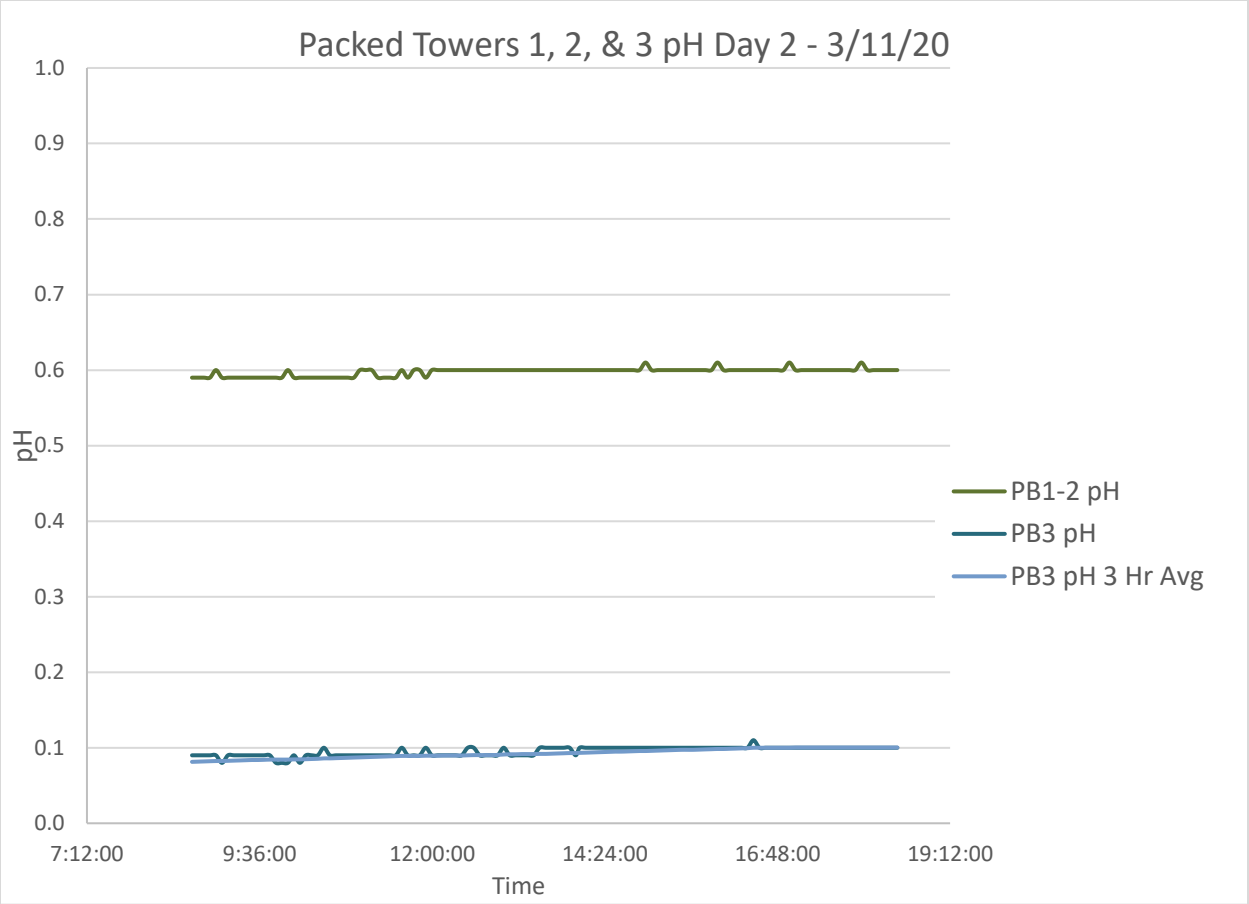
Packed Towers 1, 2, & 3 pH Day 2 - 3/11/20
1.0
0.9
0.8
0.7
0.6
0.5
0.4
0.3
0.2
0.1
0.0
pH
7:12:00
9:36:00
12:00:00
14:24:00
16:48:00
19:12:00
Time
PB1-2 pH
PB3 pH
PB3 pH 3 Hr Avg

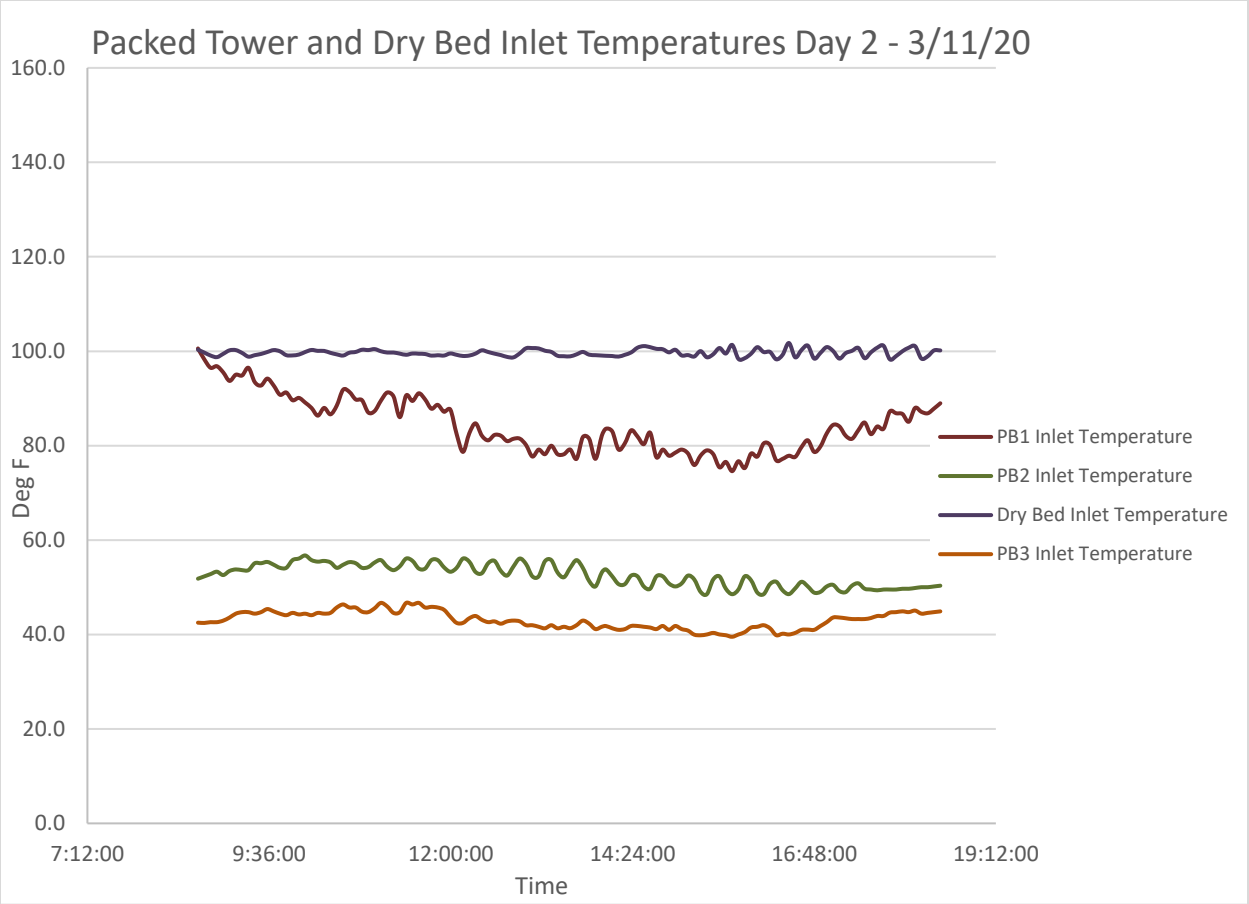
Packed Tower and Dry Bed Inlet Temperatures Day 2 - 3/11/20
160.0
140.0
120.0
100.0
80.0
60.0
40.0
20.0
0.0
Deg F
7:12:00
9:36:00
12:00:00
14:24:00
16:48:00
19:12:00
Time
PB1 Inlet Temperature
PB2 Inlet Temperature
Dry Bed Inlet Temperature
PB3 Inlet Temperature

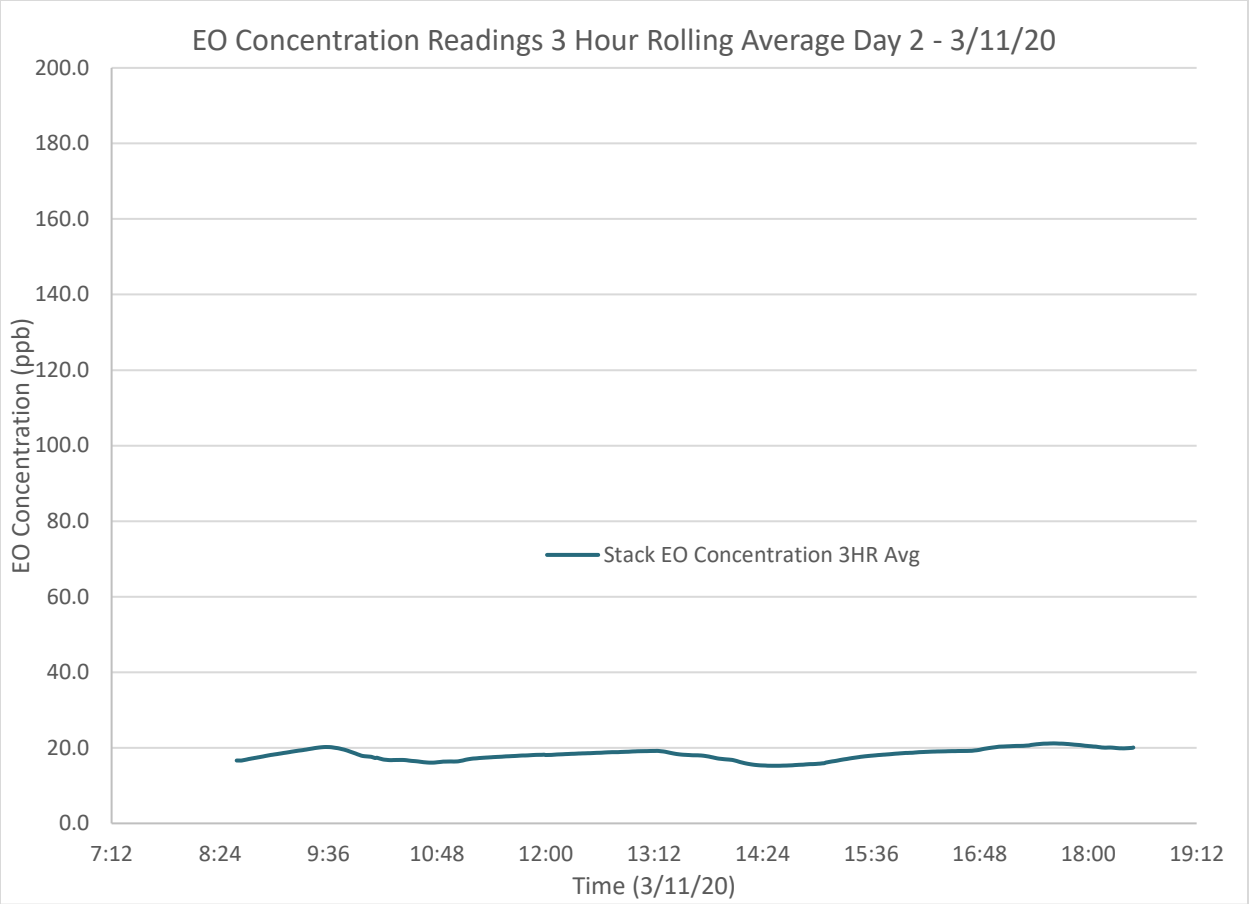
EO Concentration Readings 3 Hour Rolling Average Day 2 - 3/11/20
200.0
180.0
160.0
140.0
120.0
100.0
80.0
60.0
40.0
20.0
0.0
EO Concentration (ppb)
Stack EO Concentration 3HR Avg
7:12
8:24
9:36
10:48
12:00
13:12
14:24
15:36
16:48
18:00
19:12
Time (3/11/20)

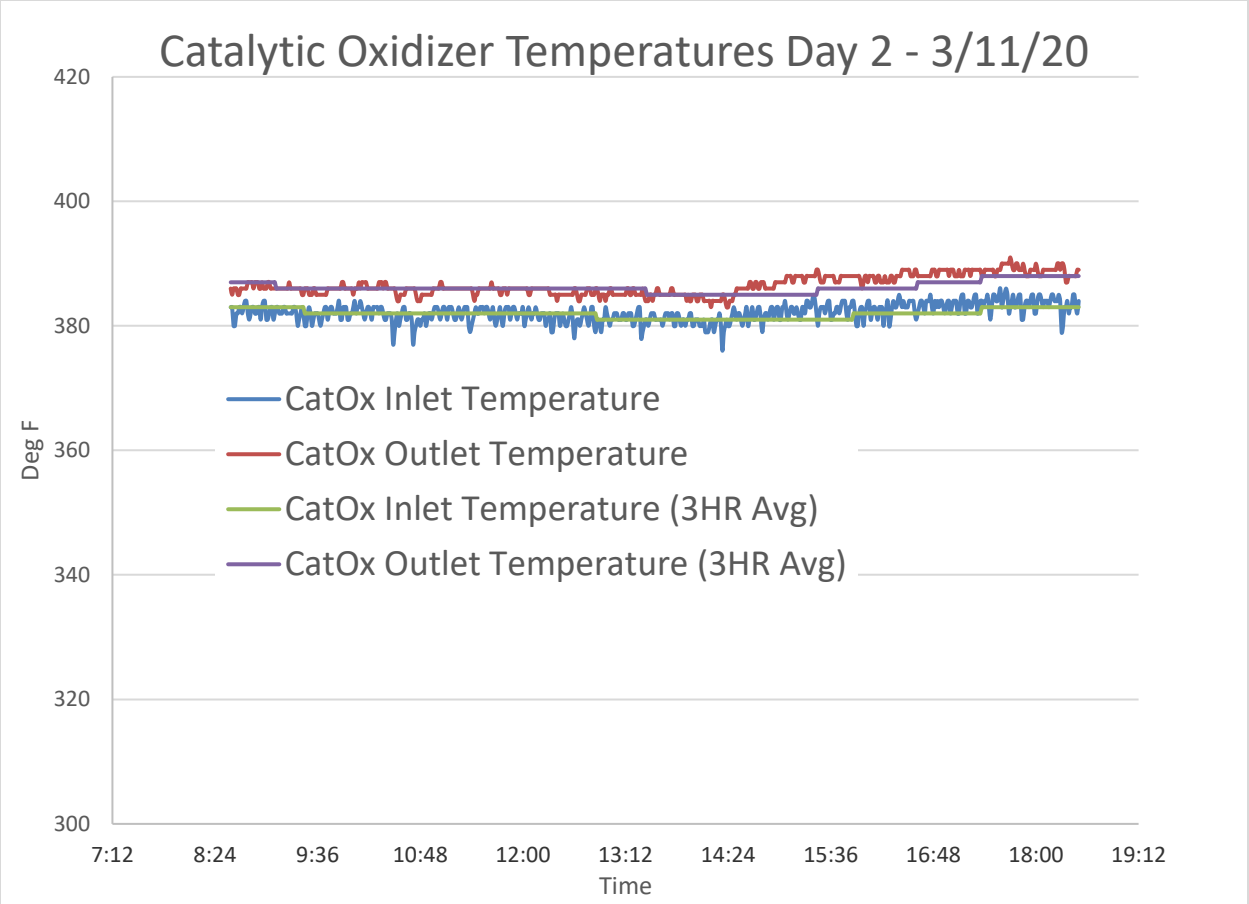
Catalytic Oxidizer Temperatures Day 2 - 3/11/20
420
400
380
360
340
320
300
Deg F
CatOx Inlet Temperature
CatOx Outlet Temperature
CatOx Inlet Temperature (3HR Avg)
CatOx Outlet Temperature (3HR Avg)
7:12
8:24
9:36
10:48
12:00
13:12
14:24
15:36
16:48
18:00
19:12
Time

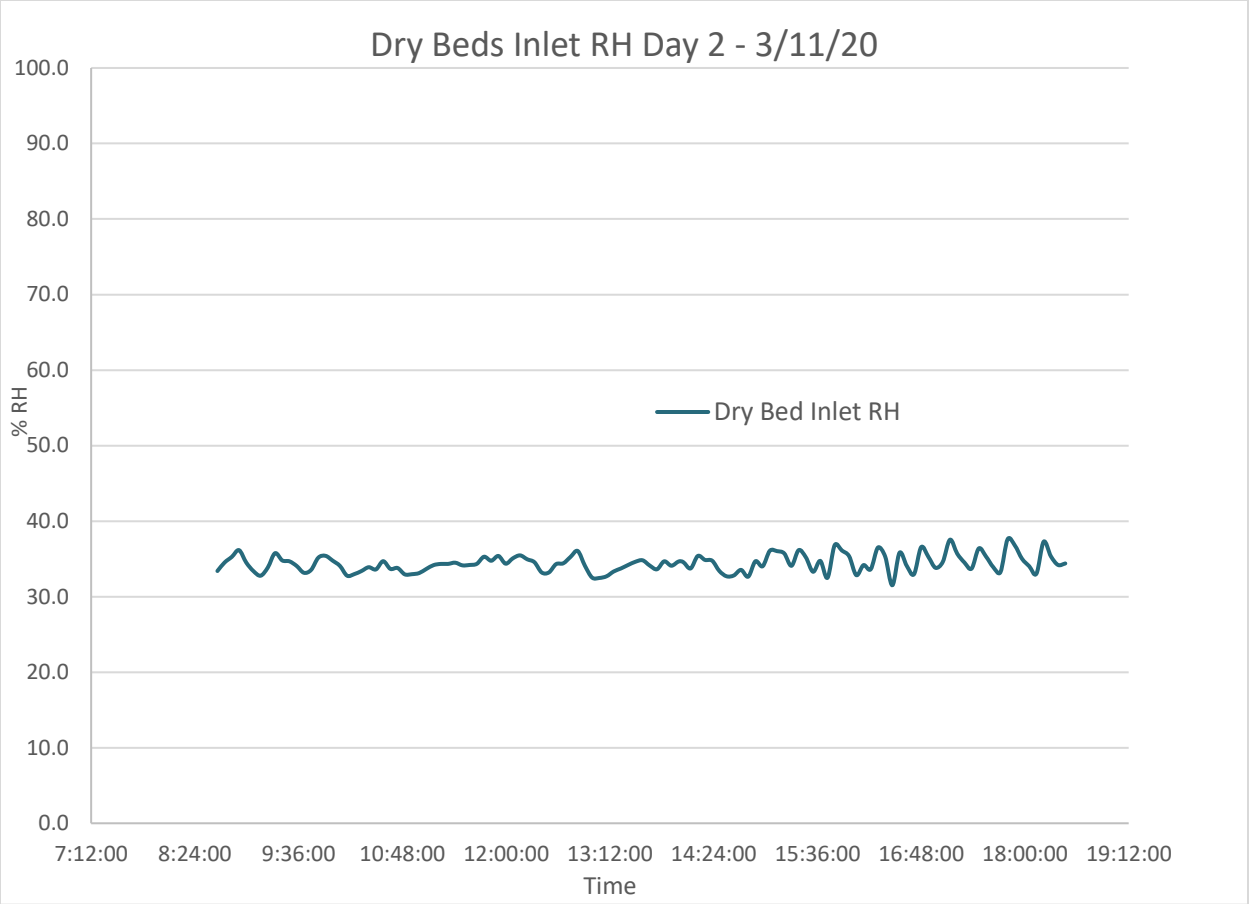

Dry Bed #	Damper Position		Dry Bed #	Damper Position
1	Open		13	Open
2	Open		14	Open
3	Open		15	Open
4	Open		16	Open
5	Open		17	Open
6	Open		18	Open
7	Open		19	Open
8	Open		20	Open
9	Open		21	Open
10	Open		22	Open
11	Open		23	Open
12	Open		24	Open

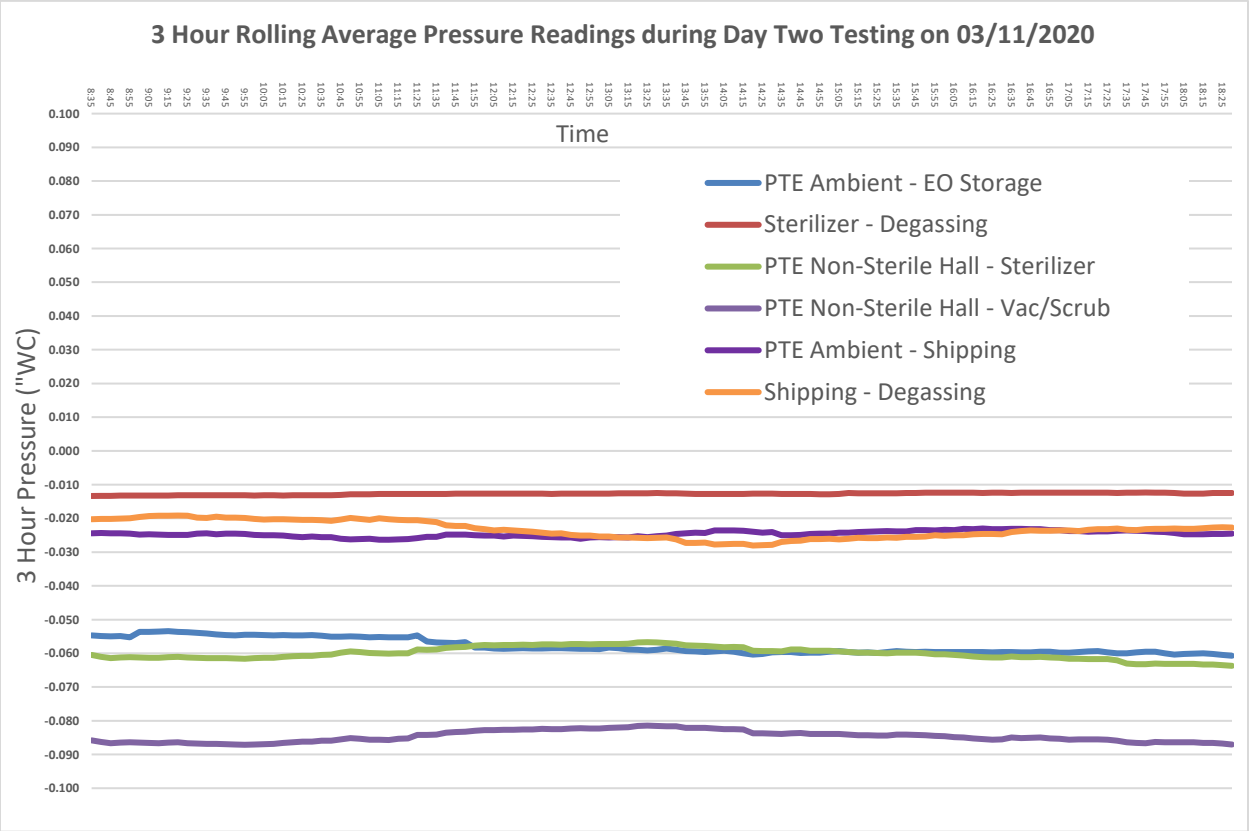
3 Hour Rolling Average Pressure Readings during Day Two Testing on 03/11/2020
Time
3 Hour Pressure ("WC)
PTE Ambient - EO Storage
Sterilizer - Degassing
PTE Non-Sterile Hall - Sterilizer
PTE Non-Sterile Hall - Vac/Scrub
PTE Ambient - Shipping
Shipping - Degassing

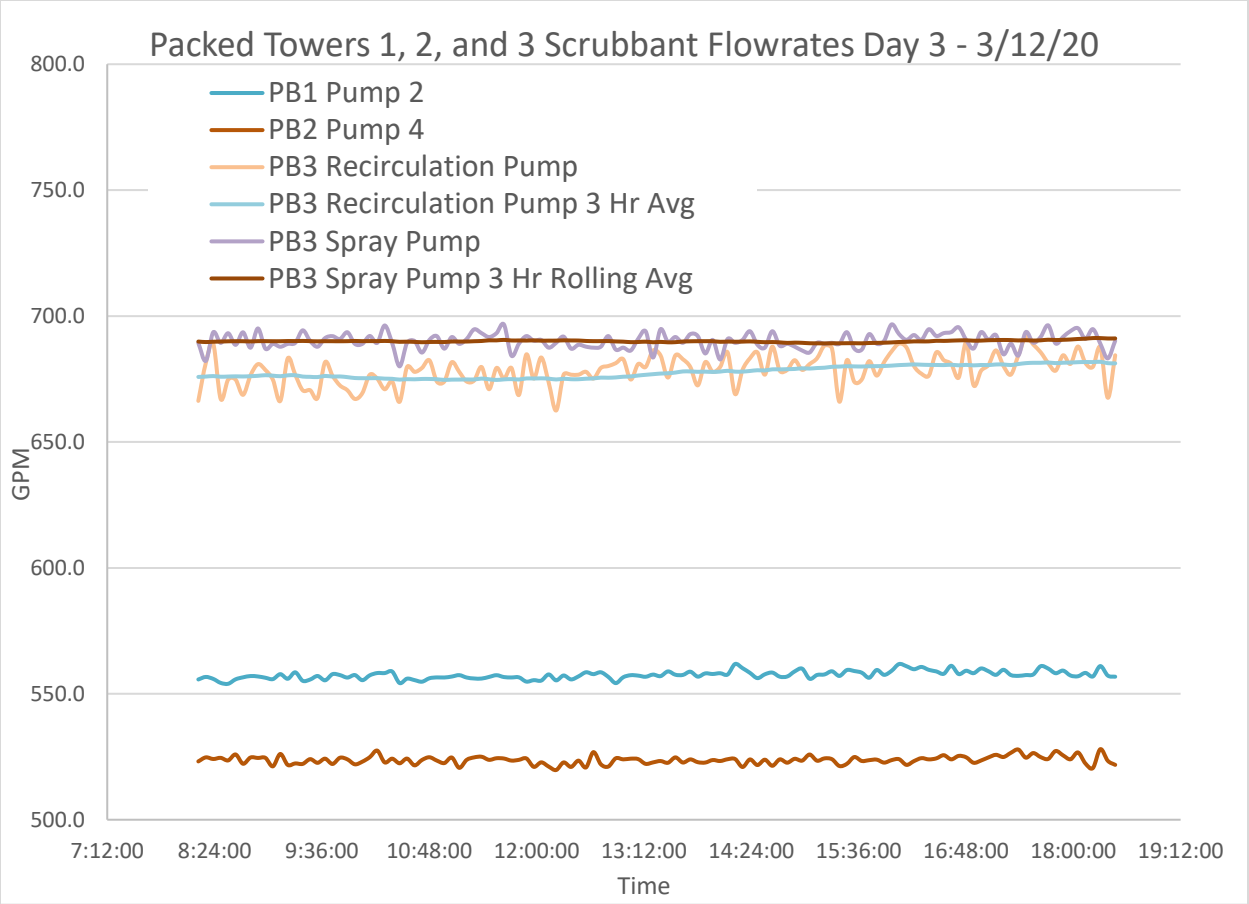
Packed Towers 1, 2, and 3 Scrubbant Flowrates Day 3 - 3/12/20
PB1 Pump 2
PB2 Pump 4
PB3 Recirculation Pump
PB3 Recirculation Pump 3 Hr Avg
PB3 Spray Pump
PB3 Spray Pump 3 Hr Rolling Avg
800.0
750.0
700.0
650.0
600.0
550.0
500.0
GPM
7:12:00
8:24:00
9:36:00
10:48:00
12:00:00
13:12:00
14:24:00
15:36:00
16:48:00
18:00:00
19:12:00
Time

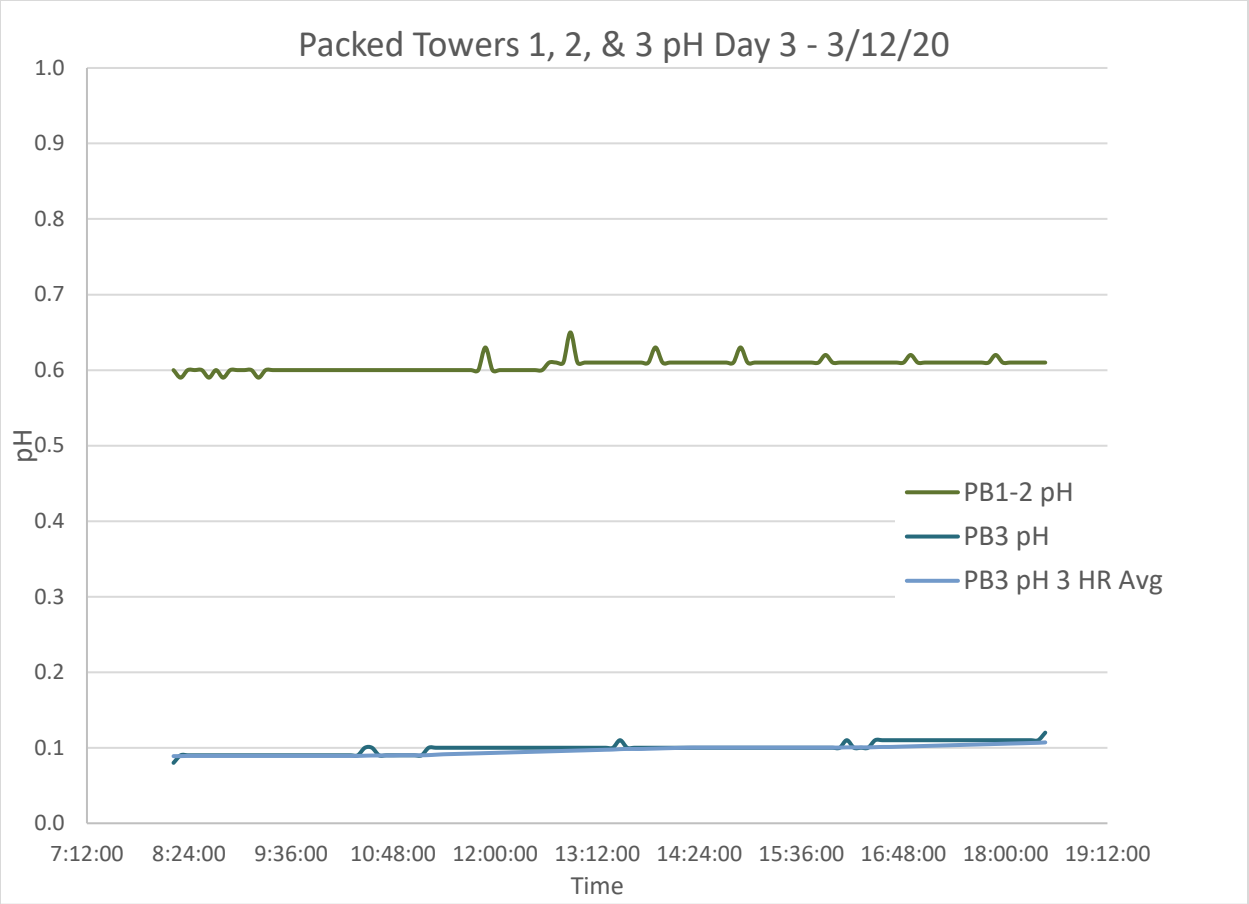
Packed Towers 1, 2, & 3 pH Day 3 - 3/12/20
1.0
0.9
0.8
0.7
0.6
0.5
0.4
0.3
0.2
0.1
0.0
pH
7:12:00
8:24:00
9:36:00
10:48:00
12:00:00
13:12:00
14:24:00
15:36:00
16:48:00
18:00:00
19:12:00
Time
PB1-2 pH
PB3 pH
PB3 pH 3 HR Avg

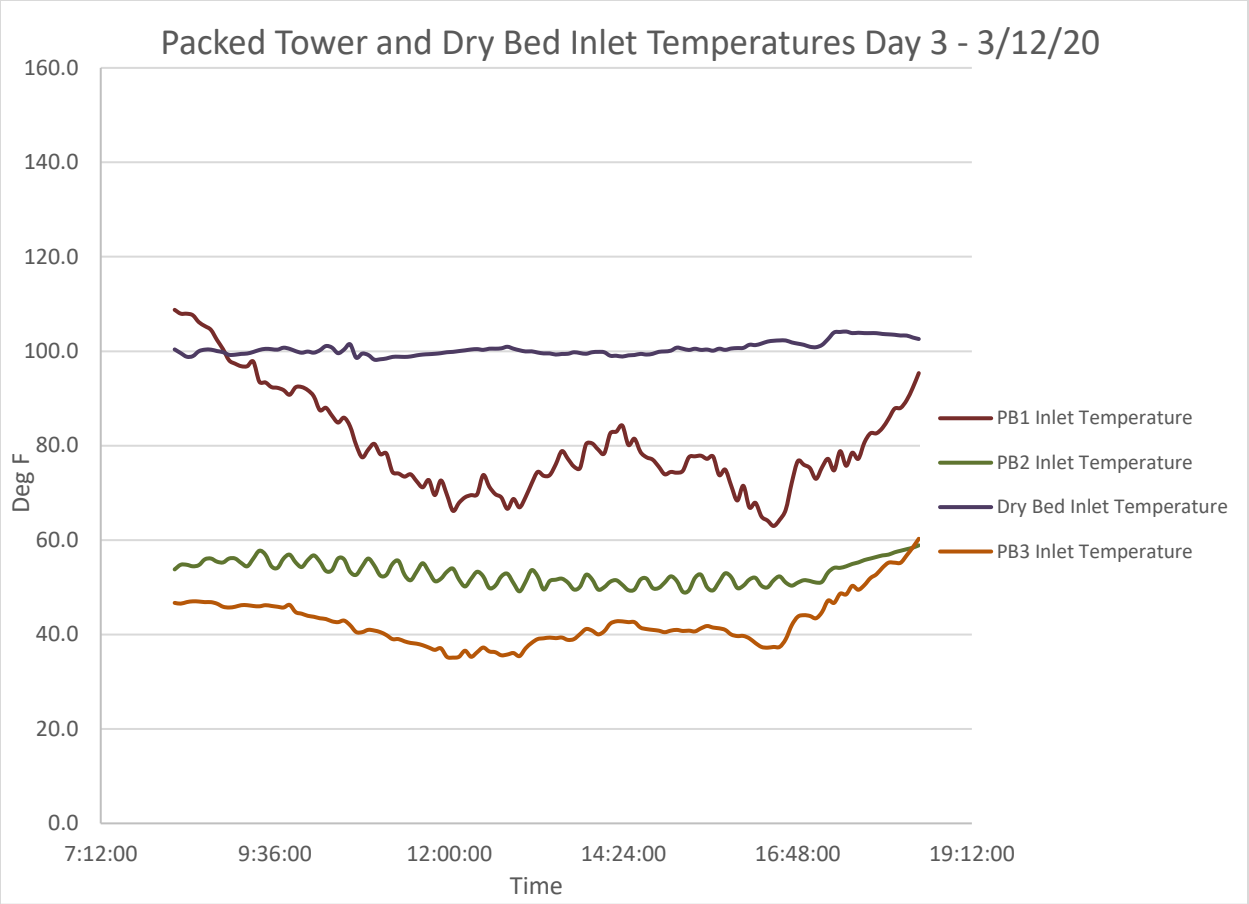
Packed Tower and Dry Bed Inlet Temperatures Day 3 - 3/12/20
160.0
140.0
120.0
100.0
80.0
60.0
40.0
20.0
0.0
Deg F
7:12:00
9:36:00
12:00:00
14:24:00
16:48:00
19:12:00
Time
PB1 Inlet Temperature
PB2 Inlet Temperature
Dry Bed Inlet Temperature
PB3 Inlet Temperature

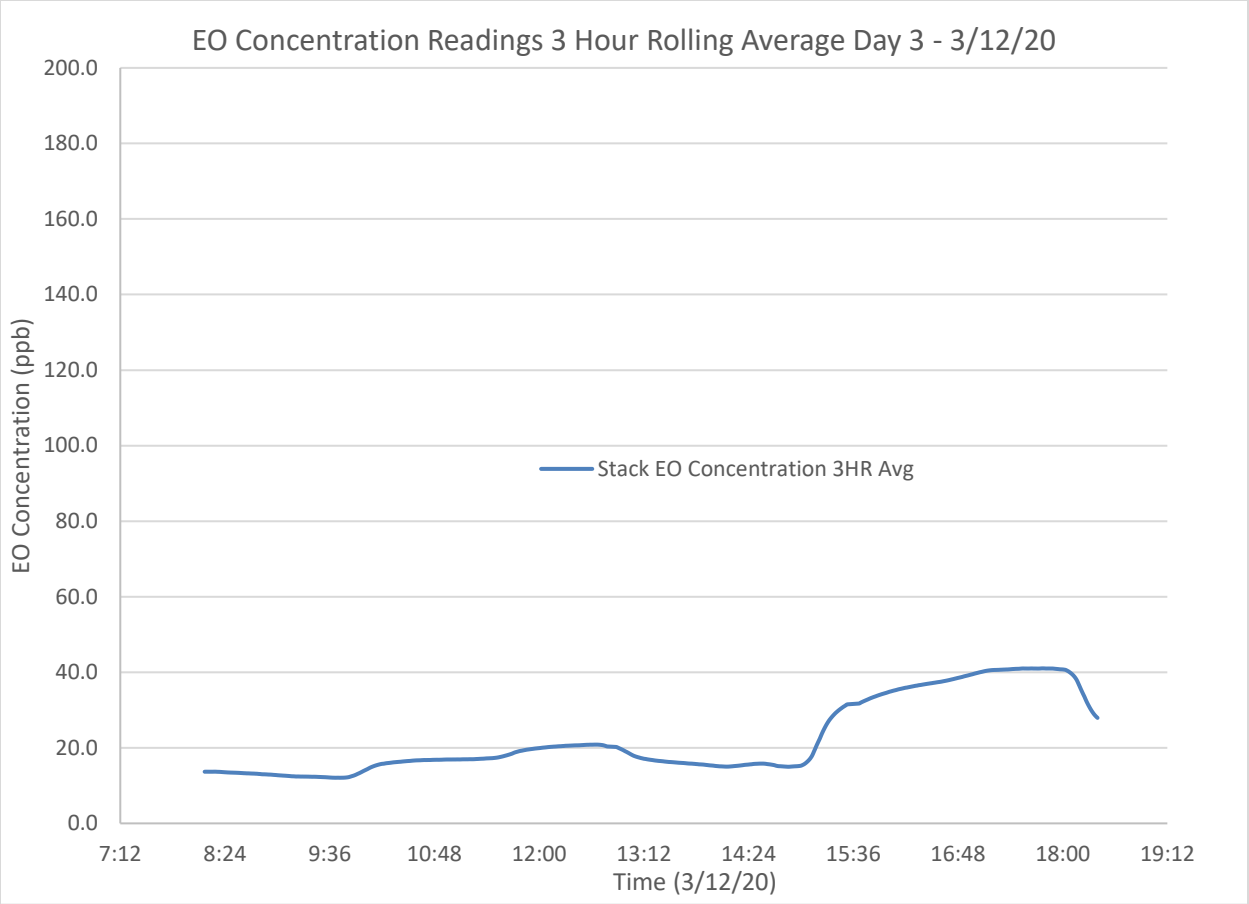
EO Concentration Readings 3 Hour Rolling Average Day 3 - 3/12/20
200.0
180.0
160.0
140.0
120.0
100.0
80.0
60.0
40.0
20.0
0.0
EO Concentration (ppb)
Stack EO Concentration 3HR Avg
7:12
8:24
9:36
10:48
12:00
13:12
14:24
15:36
16:48
18:00
19:12
Time (3/12/20)

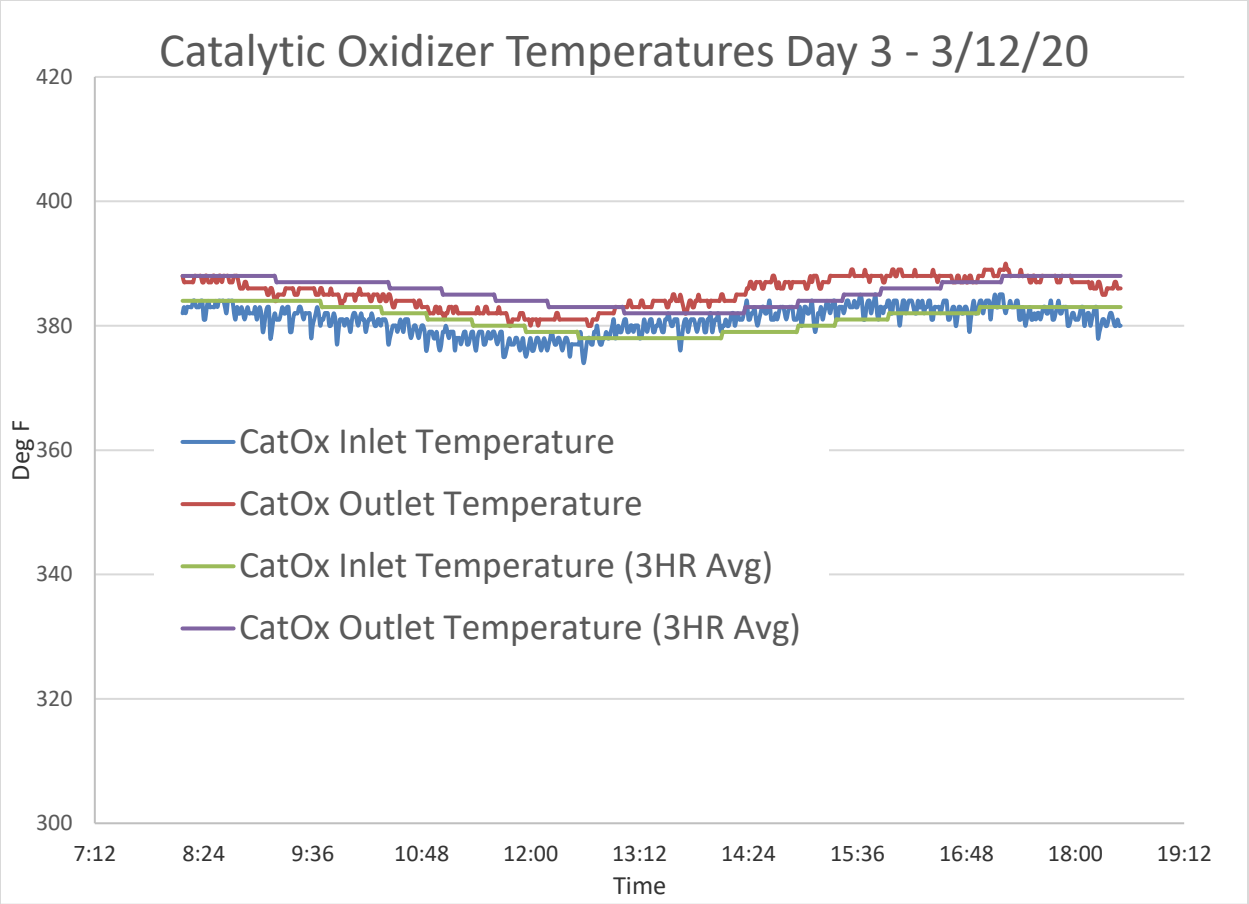
Catalytic Oxidizer Temperatures Day 3 - 3/12/20
420
400
380
360
340
320
300
Deg F
7:12
8:24
9:36
10:48
12:00
13:12
14:24
15:36
16:48
18:00
19:12
Time
CatOx Inlet Temperature
CatOx Outlet Temperature
CatOx Inlet Temperature (3HR Avg)
CatOx Outlet Temperature (3HR Avg)

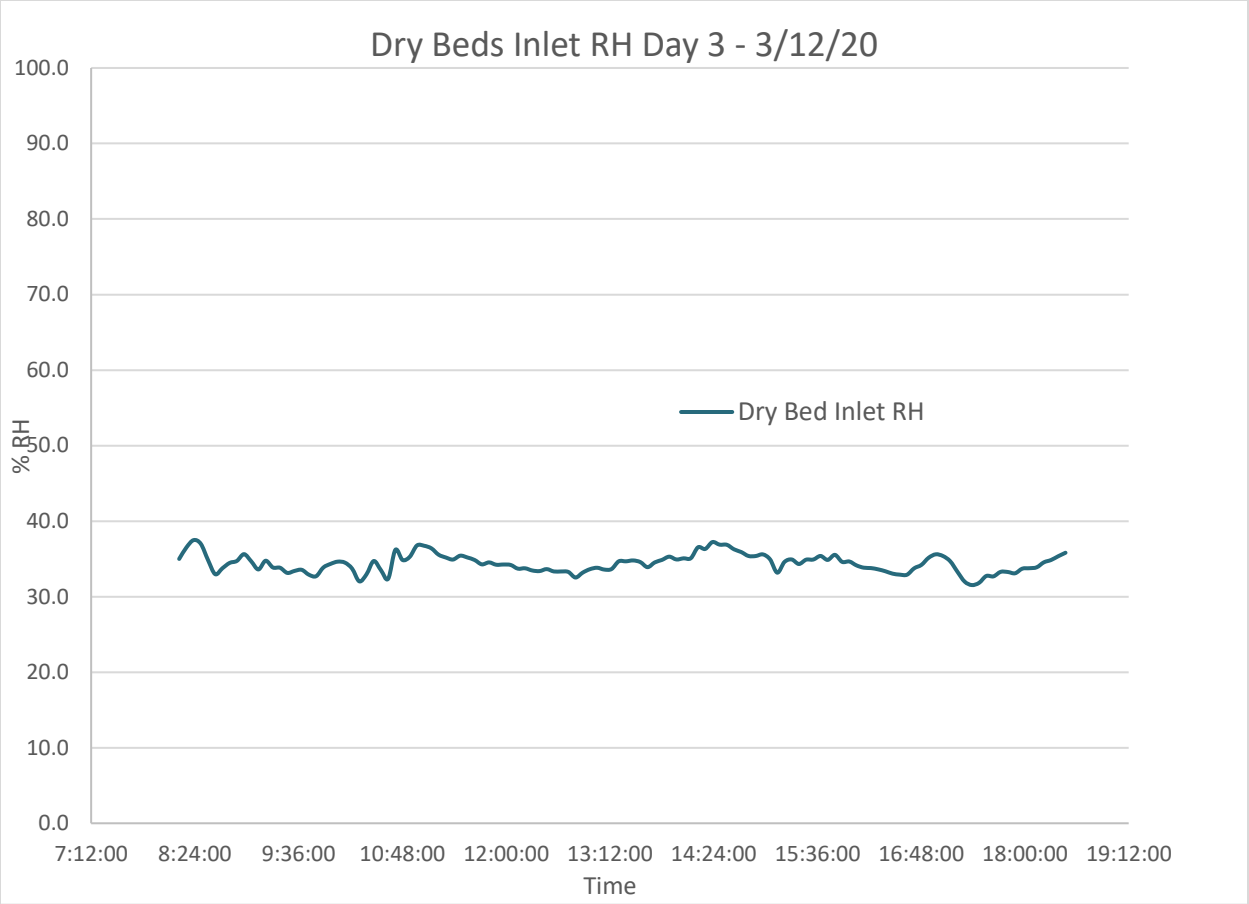

Dry Bed #	Damper Position		Dry Bed #	Damper Position
1	Open		13	Open
2	Open		14	Open
3	Open		15	Open
4	Open		16	Open
5	Open		17	Open
6	Open		18	Open
7	Open		19	Open
8	Open		20	Open
9	Open		21	Open
10	Open		22	Open
11	Open		23	Open
12	Open		24	Open

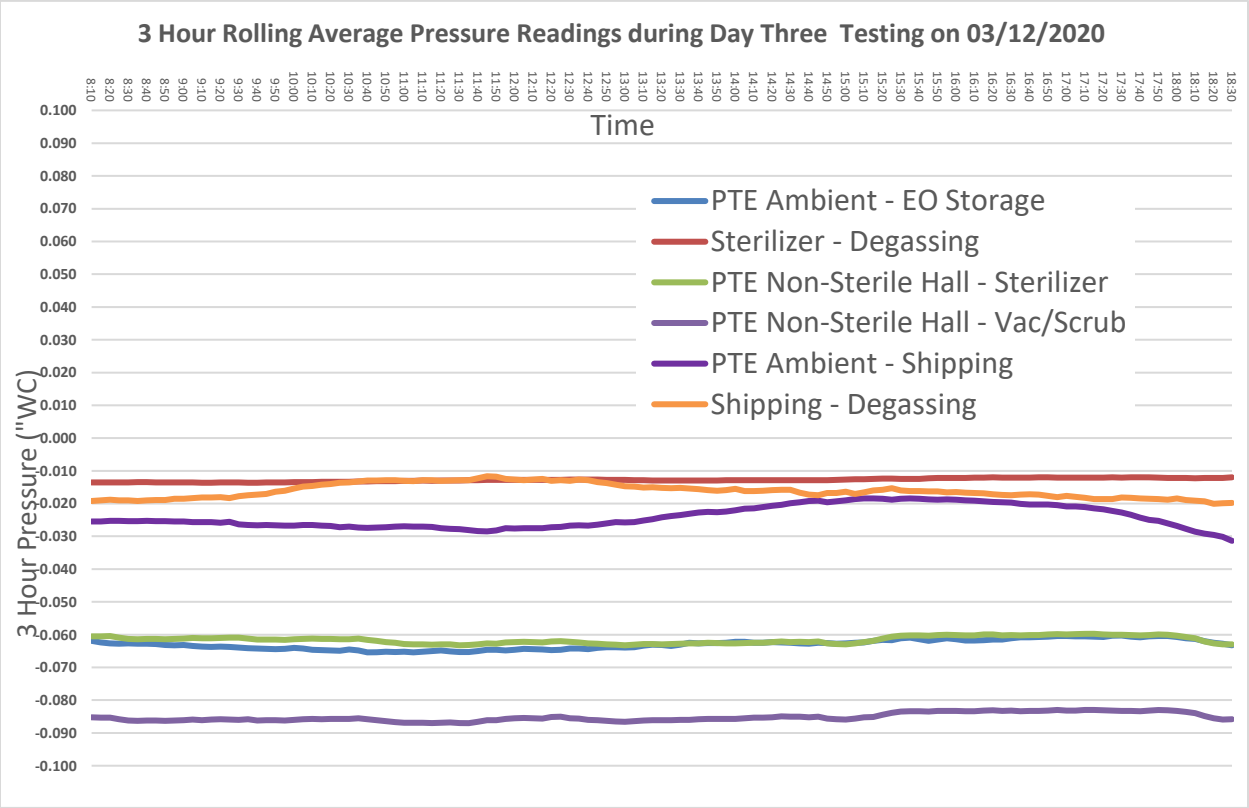
3 Hour Rolling Average Pressure Readings during Day Three Testing on 03/12/2020
Time
3 Hour Pressure ("WC)
PTE Ambient - EO Storage
Sterilizer - Degassing
PTE Non-Sterile Hall - Sterilizer
PTE Non-Sterile Hall - Vac/Scrub
PTE Ambient - Shipping
Shipping - Degassing

Certificate of Calibration

Koehler Scale Inc. 3475 Nemesis Avenue, Waukegan, IL 60087 P.847-336-7883

Customer: Medline Northpoint Services
Address: 1160 Northpoint Blvd.
City, State Zip: Waukegan, ILLINOIS 60085

Certificate ID: 0002191804
ISO Number:
Date 4/18/2019

Indicator Mfg.
Fairbanks
Indicator Model
H90-3051
Indicator Serial
H 203247
Test Interval
1 Year

Base Mfg.
N/A
Base Model
N/A
Base Serial
N/A

Cal Date
4/18/2019
Due Date
4/30/2020
Procedure
.

Scale ID
0002
Scale Class
III
Scale Status
In Service

Scale Location
Gas Storage
Scale Range
0 - 2500 lb x 1 lb

EQUIPMENT CONDITIONS

[Working] Non-Working Clean Dirty Out of Level Out of Service Unable To Locate

SHIFT TEST **Shift Test Result:** **[Pass]** Fail Adjust Not Applicable

Position

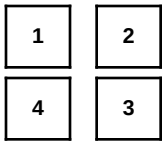

Position

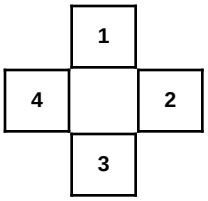

All tolerances calculated in conformance with Handbook 44 Table 6.

LOAD TEST

Preliminary Load Test			
Test Wt.	**Tolerance**	**Reading**	**Error**
5 lb	4 - 6 lb	5 lb	0 lb
500 lb	499 - 501 lb	500 lb	0 lb
1000 lb	998 - 1002 lb	999 lb	-1 lb

In maintenance tolerance? **[Yes]** No N/A

Final Load Test			
Test Wt.	**Tolerance**	**Reading**	**Error**
5 lb	4 - 6 lb	5 lb	0 lb
500 lb	499 - 501 lb	500 lb	0 lb
1000 lb	998 - 1002 lb	999 lb	-1 lb

In maintenance tolerance? **[Yes]** No N/A

TEST INFORMATION

Test Weight Classification: F
Traceability Certificate Number(s): F365 Cal Date: 2/15/2019 Recal Date: 2/15/2021, W17-288 Cal Date: 9/1/2017 Recal Date: 9/1/2019
Standards Used: 501 - 504, F365
Expanded Uncertainty: Available on Request or Reported on this Document
Test Location: **[Onsite]** Offsite
Overall Result: **[Pass]** Fail Adjust
Was the scale within customers required accuracy? **[Yes]** No N/A
Environmental Conditions: **[Acceptable]** Unacceptable
Comments / Notes: N/A
Technician: Chris Mallek

Scales were calibrated with certified test weights. Adjustments made to restore and/or maintain the accuracy of the scale conform to the tolerances established by the National Institute of Standards and Technology as specified in Handbook 44 Section 2.2, or Manufacturers Specifications. Best measurement of uncertainty calculated using a coverage factor of K=2. This provides confidence level of 95%. This certificate shall not be reproduced, except in full, with the written approval of the laboratory. Measurement uncertainty available on request.

Certificate of Calibration

Koehler Scale Inc. 3475 Nemesis Avenue, Waukegan, IL 60087 P.847-336-7883

Customer: Medline Northpoint Services
Address: 1160 Northpoint Blvd.
City, State Zip: Waukegan, ILLINOIS 60085

Certificate ID: 0004191804
ISO Number:
Date 4/18/2019

Indicator Mfg.
Fairbanks
Indicator Model
H90-3051
Indicator Serial
H 203248
Test Interval
1 Year

Base Mfg.
N/A
Base Model
N/A
Base Serial
N/A

Cal Date
4/18/2019
Due Date
4/30/2020
Procedure
.

Scale ID
0004
Scale Class
III
Scale Status
In Service

Scale Location
Gas Storage
Scale Range
0 - 2500 lb x 1 lb

EQUIPMENT CONDITIONS

[Working] Non-Working Clean Dirty Out of Level Out of Service Unable To Locate

SHIFT TEST **Shift Test Result:** **[Pass]** Fail Adjust Not Applicable

Position

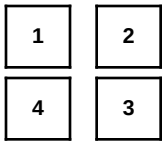

Position

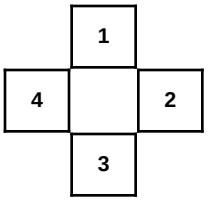

All tolerances calculated in conformance with Handbook 44 Table 6.

LOAD TEST

Preliminary Load Test			
Test Wt.	**Tolerance**	**Reading**	**Error**
5 lb	4 - 6 lb	5 lb	0 lb
500 lb	499 - 501 lb	499 lb	-1 lb
1000 lb	998 - 1002 lb	998 lb	-2 lb

In maintenance tolerance? **[Yes]** No N/A

Final Load Test			
Test Wt.	**Tolerance**	**Reading**	**Error**
5 lb	4 - 6 lb	5 lb	0 lb
500 lb	499 - 501 lb	499 lb	-1 lb
1000 lb	998 - 1002 lb	998 lb	-2 lb

In maintenance tolerance? **[Yes]** No N/A

TEST INFORMATION

Test Weight Classification: F
Traceability Certificate Number(s): F365 Cal Date: 2/15/2019 Recal Date: 2/15/2021, W17-288 Cal Date: 9/1/2017 Recal Date: 9/1/2019
Standards Used: 501 - 504, F365
Expanded Uncertainty: Available on Request or Reported on this Document
Test Location: **[Onsite]** Offsite
Overall Result: **[Pass]** Fail Adjust
Was the scale within customers required accuracy? **[Yes]** No N/A
Environmental Conditions: **[Acceptable]** Unacceptable
Comments / Notes: N/A
Technician: Chris Mallek

Scales were calibrated with certified test weights. Adjustments made to restore and/or maintain the accuracy of the scale conform to the tolerances established by the National Institute of Standards and Technology as specified in Handbook 44 Section 2.2, or Manufacturers Specifications. Best measurement of uncertainty calculated using a coverage factor of K=2. This provides confidence level of 95%. This certificate shall not be reproduced, except in full, with the written approval of the laboratory. Measurement uncertainty available on request.

Certificate of Calibration

Koehler Scale Inc. 3475 Nemesis Avenue, Waukegan, IL 60087 P.847-336-7883

Customer: Medline Northpoint Services
Address: 1160 Northpoint Blvd.
City, State Zip: Waukegan, ILLINOIS 60085

Certificate ID: 0005191804
ISO Number:
Date 4/18/2019

Indicator Mfg.
Fairbanks
Indicator Model
H90-3051
Indicator Serial
H 203249
Test Interval
1 Year

Base Mfg.
N/A
Base Model
N/A
Base Serial
N/A

Cal Date
4/18/2019
Due Date
4/30/2020
Procedure
.

Scale ID
0005
Scale Class
III
Scale Status
In Service

Scale Location
Gas Storage
Scale Range
0 - 2500 lb x 1 lb

EQUIPMENT CONDITIONS

[Working] Non-Working Clean Dirty Out of Level Out of Service Unable To Locate

SHIFT TEST **Shift Test Result:** **[Pass]** Fail Adjust Not Applicable

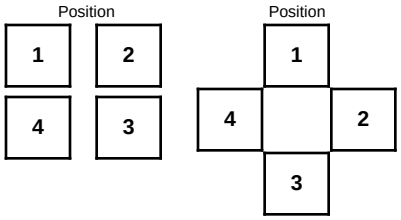

All tolerances calculated in conformance with Handbook 44 Table 6.

LOAD TEST

Preliminary Load Test			
Test Wt.	**Tolerance**	**Reading**	**Error**
5 lb	4 - 6 lb	5 lb	0 lb
500 lb	499 - 501 lb	500 lb	0 lb
1000 lb	998 - 1002 lb	1000 lb	0 lb

In maintenance tolerance? **[Yes]** No N/A

Final Load Test			
Test Wt.	**Tolerance**	**Reading**	**Error**
5 lb	4 - 6 lb	5 lb	0 lb
500 lb	499 - 501 lb	500 lb	0 lb
1000 lb	998 - 1002 lb	1000 lb	0 lb

In maintenance tolerance? **[Yes]** No N/A

TEST INFORMATION

Test Weight Classification: F
Traceability Certificate Number(s): F365 Cal Date: 2/15/2019 Recal Date: 2/15/2021, W17-288 Cal Date: 9/1/2017 Recal Date: 9/1/2019
Standards Used: 501 - 504, F365
Expanded Uncertainty: Available on Request or Reported on this Document
Test Location: **[Onsite]** Offsite
Overall Result: **[Pass]** Fail Adjust
Was the scale within customers required accuracy? **[Yes]** No N/A
Environmental Conditions: **[Acceptable]** Unacceptable
Comments / Notes: N/A
Technician: Chris Mallek

Scales were calibrated with certified test weights. Adjustments made to restore and/or maintain the accuracy of the scale conform to the tolerances established by the National Institute of Standards and Technology as specified in Handbook 44 Section 2.2, or Manufacturers Specifications. Best measurement of uncertainty calculated using a coverage factor of K=2. This provides confidence level of 95%. This certificate shall not be reproduced, except in full, with the written approval of the laboratory. Measurement uncertainty available on request.

Certificate of Calibration

Koehler Scale Inc. 3475 Nemesis Avenue, Waukegan, IL 60087 P.847-336-7883

Customer: Medline Northpoint Services
Address: 1160 Northpoint Blvd.
City, State Zip: Waukegan, ILLINOIS 60085

Certificate ID: 0006191804
ISO Number:
Date 4/18/2019

Indicator Mfg.
Fairbanks
Indicator Model
H90-3051
Indicator Serial
H 204109
Test Interval
1 Year

Base Mfg.
N/A
Base Model
N/A
Base Serial
N/A

Cal Date
4/18/2019
Due Date
4/30/2020
Procedure
.

Scale ID
0006
Scale Class
III
Scale Status
In Service

Scale Location
Gas Storage
Scale Range
0 - 2500 lb x 1 lb

EQUIPMENT CONDITIONS

[Working] Non-Working Clean Dirty Out of Level Out of Service Unable To Locate

SHIFT TEST **Shift Test Result:** **[Pass]** Fail Adjust Not Applicable

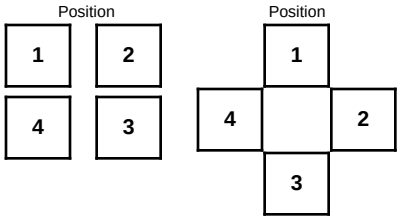

All tolerances calculated in conformance with Handbook 44 Table 6.

LOAD TEST

Preliminary Load Test			
Test Wt.	**Tolerance**	**Reading**	**Error**
5 lb	4 - 6 lb	5 lb	0 lb
500 lb	499 - 501 lb	500 lb	0 lb
1000 lb	998 - 1002 lb	Error	Error

In maintenance tolerance? Yes **[No]** N/A

Final Load Test			
Test Wt.	**Tolerance**	**Reading**	**Error**
5 lb	4 - 6 lb	5 lb	0 lb
500 lb	499 - 501 lb	500 lb	0 lb
1000 lb	998 - 1002 lb	1000 lb	0 lb

In maintenance tolerance? **[Yes]** No N/A

TEST INFORMATION

Test Weight Classification: F
Traceability Certificate Number(s): F365 Cal Date: 2/15/2019 Recal Date: 2/15/2021, W17-288 Cal Date: 9/1/2017 Recal Date: 9/1/2019
Standards Used: 501 - 504, F365
Expanded Uncertainty: Available on Request or Reported on this Document
Test Location: **[Onsite]** Offsite
Overall Result: Pass Fail **[Adjust]**
Was the scale within customers required accuracy? **[Yes]** No N/A
Environmental Conditions: **[Acceptable]** Unacceptable
Comments / Notes: N/A
Technician: Chris Mallek

Scales were calibrated with certified test weights. Adjustments made to restore and/or maintain the accuracy of the scale conform to the tolerances established by the National Institute of Standards and Technology as specified in Handbook 44 Section 2.2, or Manufacturers Specifications. Best measurement of uncertainty calculated using a coverage factor of K=2. This provides confidence level of 95%. This certificate shall not be reproduced, except in full, with the written approval of the laboratory. Measurement uncertainty available on request.

Certificate of Calibration

Koehler Scale Inc. 3475 Nemesis Avenue, Waukegan, IL 60087 P.847-336-7883

Customer: Medline Northpoint Services
Address: 1160 Northpoint Blvd.
City, State Zip: Waukegan, ILLINOIS 60085

Certificate ID: 0007191804
ISO Number:
Date 4/18/2019

Indicator Mfg.	Base Mfg.	Cal Date	Scale ID	Scale Location
Fairbanks	N/A	4/18/2019	0007	Gas Storage
Indicator Model	**Base Model**	**Due Date**	**Scale Class**	**Scale Range**
H90-3051	N/A	4/30/2020	III	0 - 2500 lb x 1 lb
Indicator Serial	**Base Serial**	**Procedure**	**Scale Status**	
H 203252	N/A	.	In Service	
Test Interval				
1 Year				

EQUIPMENT CONDITIONS

[Working] Non-Working Clean Dirty Out of Level Out of Service Unable To Locate

SHIFT TEST **Shift Test Result:** **[Pass]** Fail Adjust Not Applicable

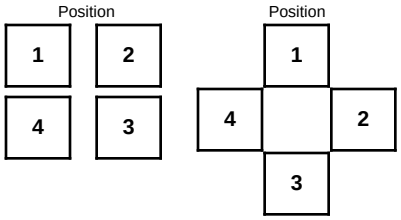

All tolerances calculated in conformance with Handbook 44 Table 6.

LOAD TEST

Preliminary Load Test			
Test Wt.	**Tolerance**	**Reading**	**Error**
5 lb	4 - 6 lb	5 lb	0 lb
500 lb	499 - 501 lb	500 lb	0 lb
1000 lb	998 - 1002 lb	1000 lb	0 lb

In maintenance tolerance? **[Yes]** No N/A

Final Load Test			
Test Wt.	**Tolerance**	**Reading**	**Error**
5 lb	4 - 6 lb	5 lb	0 lb
500 lb	499 - 501 lb	500 lb	0 lb
1000 lb	998 - 1002 lb	1000 lb	0 lb

In maintenance tolerance? **[Yes]** No N/A

TEST INFORMATION

Test Weight Classification:	F
Traceability Certificate Number(s):	F365 Cal Date: 2/15/2019 Recal Date: 2/15/2021, W17-288 Cal Date: 9/1/2017 Recal Date: 9/1/2019
Standards Used:	501 - 504, F365
Expanded Uncertainty:	Available on Request or Reported on this Document
Test Location:	**[Onsite]** Offsite
Overall Result:	**[Pass]** Fail Adjust
Was the scale within customers required accuracy?	**[Yes]** No N/A
Environmental Conditions:	**[Acceptable]** Unacceptable
Comments / Notes:	N/A
Technician:	Chris Mallek

Scales were calibrated with certified test weights. Adjustments made to restore and/or maintain the accuracy of the scale conform to the tolerances established by the National Institute of Standards and Technology as specified in Handbook 44 Section 2.2, or Manufacturers Specifications. Best measurement of uncertainty calculated using a coverage factor of K=2. This provides confidence level of 95%. This certificate shall not be reproduced, except in full, with the written approval of the laboratory. Measurement uncertainty available on request.

Certificate of Calibration

Koehler Scale Inc. 3475 Nemesis Avenue, Waukegan, IL 60087 P.847-336-7883

Customer: Medline Northpoint Services
Address: 1160 Northpoint Blvd.
City, State Zip: Waukegan, ILLINOIS 60085

Certificate ID: 0008191804
ISO Number:
Date 4/18/2019

Indicator Mfg.
Fairbanks
Indicator Model
H90-3051
Indicator Serial
H 203250
Test Interval
1 Year

Base Mfg.
N/A
Base Model
N/A
Base Serial
N/A

Cal Date
4/18/2019
Due Date
4/30/2020
Procedure
.

Scale ID
0008
Scale Class
III
Scale Status
In Service

Scale Location
Gas Storage
Scale Range
0 - 2500 lb x 1 lb

EQUIPMENT CONDITIONS

[Working] Non-Working Clean Dirty Out of Level Out of Service Unable To Locate

SHIFT TEST **Shift Test Result:** **[Pass]** Fail Adjust Not Applicable

Position

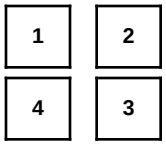

Position

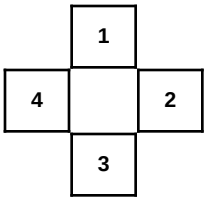

All tolerances calculated in conformance with Handbook 44 Table 6.

LOAD TEST

Preliminary Load Test			
Test Wt.	**Tolerance**	**Reading**	**Error**
5 lb	4 - 6 lb	5 lb	0 lb
500 lb	499 - 501 lb	501 lb	1 lb
1000 lb	998 - 1002 lb	1001 lb	1 lb

In maintenance tolerance? **[Yes]** No N/A

Final Load Test			
Test Wt.	**Tolerance**	**Reading**	**Error**
5 lb	4 - 6 lb	5 lb	0 lb
500 lb	499 - 501 lb	501 lb	1 lb
1000 lb	998 - 1002 lb	1001 lb	1 lb

In maintenance tolerance? **[Yes]** No N/A

TEST INFORMATION

Test Weight Classification: F
Traceability Certificate Number(s): F365 Cal Date: 2/15/2019 Recal Date: 2/15/2021, W17-288 Cal Date: 9/1/2017 Recal Date: 9/1/2019
Standards Used: 501 - 504, F365
Expanded Uncertainty: Available on Request or Reported on this Document
Test Location: **[Onsite]** Offsite
Overall Result: **[Pass]** Fail Adjust
Was the scale within customers required accuracy? **[Yes]** No N/A
Environmental Conditions: **[Acceptable]** Unacceptable
Comments / Notes: N/A
Technician: Chris Mallek

Scales were calibrated with certified test weights. Adjustments made to restore and/or maintain the accuracy of the scale conform to the tolerances established by the National Institute of Standards and Technology as specified in Handbook 44 Section 2.2, or Manufacturers Specifications. Best measurement of uncertainty calculated using a coverage factor of K=2. This provides confidence level of 95%. This certificate shall not be reproduced, except in full, with the written approval of the laboratory. Measurement uncertainty available on request.

Certificate of Calibration

Koehler Scale Inc. 3475 Nemesis Avenue, Waukegan, IL 60087 P.847-336-7883

Customer: Medline Northpoint Services
Address: 1160 Northpoint Blvd.
City, State Zip: Waukegan, ILLINOIS 60085

Certificate ID: 0009191804
ISO Number:
Date 4/18/2019

Indicator Mfg.	Base Mfg.	Cal Date	Scale ID	Scale Location
Fairbanks	N/A	4/18/2019	0009	Gas Storage
Indicator Model	**Base Model**	**Due Date**	**Scale Class**	**Scale Range**
H90-3051	N/A	4/30/2020	III	0 - 2500 lb x 1 lb
Indicator Serial	**Base Serial**	**Procedure**	**Scale Status**	
H 203260	N/A	.	In Service	
Test Interval				
1 Year				

EQUIPMENT CONDITIONS

[Working] Non-Working Clean Dirty Out of Level Out of Service Unable To Locate

SHIFT TEST **Shift Test Result:** **[Pass]** Fail Adjust Not Applicable

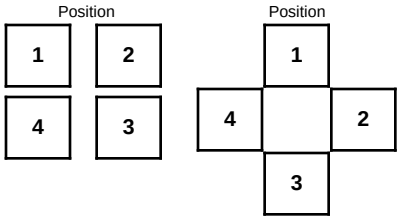

All tolerances calculated in conformance with Handbook 44 Table 6.

LOAD TEST

Preliminary Load Test			
Test Wt.	**Tolerance**	**Reading**	**Error**
5 lb	4 - 6 lb	5 lb	0 lb
500 lb	499 - 501 lb	501 lb	1 lb
1000 lb	998 - 1002 lb	Error	Error

In maintenance tolerance? Yes **[No]** N/A

Final Load Test			
Test Wt.	**Tolerance**	**Reading**	**Error**
5 lb	4 - 6 lb	5 lb	0 lb
500 lb	499 - 501 lb	500 lb	0 lb
1000 lb	998 - 1002 lb	1000 lb	0 lb

In maintenance tolerance? **[Yes]** No N/A

TEST INFORMATION

Test Weight Classification:	F
Traceability Certificate Number(s):	F365 Cal Date: 2/15/2019 Recal Date: 2/15/2021, W17-288 Cal Date: 9/1/2017 Recal Date: 9/1/2019
Standards Used:	501 - 504, F365
Expanded Uncertainty:	Available on Request or Reported on this Document
Test Location:	**[Onsite]** Offsite
Overall Result:	Pass Fail **[Adjust]**
Was the scale within customers required accuracy?	**[Yes]** No N/A
Environmental Conditions:	**[Acceptable]** Unacceptable
Comments / Notes:	N/A
Technician:	Chris Mallek

Scales were calibrated with certified test weights. Adjustments made to restore and/or maintain the accuracy of the scale conform to the tolerances established by the National Institute of Standards and Technology as specified in Handbook 44 Section 2.2, or Manufacturers Specifications. Best measurement of uncertainty calculated using a coverage factor of K=2. This provides confidence level of 95%. This certificate shall not be reproduced, except in full, with the written approval of the laboratory. Measurement uncertainty available on request.

Certificate of Calibration

Koehler Scale Inc. 3475 Nemesis Avenue, Waukegan, IL 60087 P.847-336-7883

Customer: Medline Northpoint Services
Address: 1160 Northpoint Blvd.
City, State Zip: Waukegan, ILLINOIS 60085

Certificate ID: 0010191804
ISO Number:
Date 4/18/2019

Indicator Mfg.
Fairbanks
Indicator Model
H90-3051
Indicator Serial
H 204107
Test Interval
1 Year

Base Mfg.
N/A
Base Model
N/A
Base Serial
N/A

Cal Date
4/18/2019
Due Date
4/30/2020
Procedure
.

Scale ID
0010
Scale Class
III
Scale Status
In Service

Scale Location
Gas Storage
Scale Range
0 - 2500 lb x 1 lb

EQUIPMENT CONDITIONS

[Working] Non-Working Clean Dirty Out of Level Out of Service Unable To Locate

SHIFT TEST **Shift Test Result:** **[Pass]** Fail Adjust Not Applicable

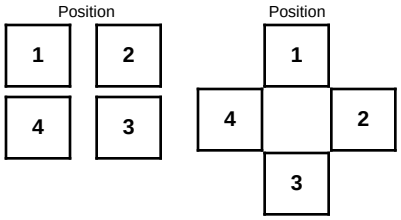

All tolerances calculated in conformance with Handbook 44 Table 6.

LOAD TEST

Preliminary Load Test			
Test Wt.	**Tolerance**	**Reading**	**Error**
5 lb	4 - 6 lb	5 lb	0 lb
500 lb	499 - 501 lb	500 lb	0 lb
1000 lb	998 - 1002 lb	1000 lb	0 lb

In maintenance tolerance? **[Yes]** No N/A

Final Load Test			
Test Wt.	**Tolerance**	**Reading**	**Error**
5 lb	4 - 6 lb	5 lb	0 lb
500 lb	499 - 501 lb	500 lb	0 lb
1000 lb	998 - 1002 lb	1000 lb	0 lb

In maintenance tolerance? **[Yes]** No N/A

TEST INFORMATION

Test Weight Classification: F
Traceability Certificate Number(s): F365 Cal Date: 2/15/2019 Recal Date: 2/15/2021, W17-288 Cal Date: 9/1/2017 Recal Date: 9/1/2019
Standards Used: 501 - 504, F365
Expanded Uncertainty: Available on Request or Reported on this Document
Test Location: **[Onsite]** Offsite
Overall Result: **[Pass]** Fail Adjust
Was the scale within customers required accuracy? **[Yes]** No N/A
Environmental Conditions: **[Acceptable]** Unacceptable
Comments / Notes: N/A
Technician: Chris Mallek

Scales were calibrated with certified test weights. Adjustments made to restore and/or maintain the accuracy of the scale conform to the tolerances established by the National Institute of Standards and Technology as specified in Handbook 44 Section 2.2, or Manufacturers Specifications. Best measurement of uncertainty calculated using a coverage factor of K=2. This provides confidence level of 95%. This certificate shall not be reproduced, except in full, with the written approval of the laboratory. Measurement uncertainty available on request.

Certificate of Calibration

Koehler Scale Inc. 3475 Nemesis Avenue, Waukegan, IL 60087 P.847-336-7883

Customer: Medline Northpoint Services
Address: 1160 Northpoint Blvd.
City, State Zip: Waukegan, ILLINOIS 60085

Certificate ID: 0011191804
ISO Number:
Date 4/18/2019

Indicator Mfg.	Base Mfg.	Cal Date	Scale ID	Scale Location
Fairbanks	N/A	4/18/2019	0011	Gas Storage
Indicator Model	**Base Model**	**Due Date**	**Scale Class**	**Scale Range**
H90-3051	N/A	4/30/2020	III	0 - 2500 lb x 1 lb
Indicator Serial	**Base Serial**	**Procedure**	**Scale Status**	
H 203261	N/A	.	In Service	
Test Interval				
1 Year				

EQUIPMENT CONDITIONS

[Working] Non-Working Clean Dirty Out of Level Out of Service Unable To Locate

SHIFT TEST **Shift Test Result:** **[Pass]** Fail Adjust Not Applicable

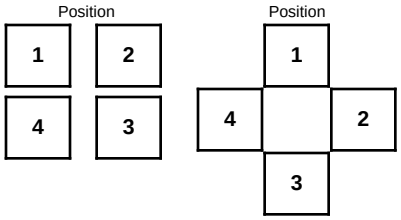

All tolerances calculated in conformance with Handbook 44 Table 6.

LOAD TEST

Preliminary Load Test			
Test Wt.	**Tolerance**	**Reading**	**Error**
5 lb	4 - 6 lb	5 lb	0 lb
500 lb	499 - 501 lb	499 lb	-1 lb
1000 lb	998 - 1002 lb	996 lb	-4 lb

In maintenance tolerance? Yes **[No]** N/A

Final Load Test			
Test Wt.	**Tolerance**	**Reading**	**Error**
5 lb	4 - 6 lb	5 lb	0 lb
500 lb	499 - 501 lb	500 lb	0 lb
1000 lb	998 - 1002 lb	1000 lb	0 lb

In maintenance tolerance? **[Yes]** No N/A

TEST INFORMATION

Test Weight Classification: F
Traceability Certificate Number(s): F365 Cal Date: 2/15/2019 Recal Date: 2/15/2021, W17-288 Cal Date: 9/1/2017 Recal Date: 9/1/2019
Standards Used: 501 - 504, F365
Expanded Uncertainty: Available on Request or Reported on this Document
Test Location: **[Onsite]** Offsite
Overall Result: Pass Fail **[Adjust]**
Was the scale within customers required accuracy? **[Yes]** No N/A
Environmental Conditions: **[Acceptable]** Unacceptable
Comments / Notes: N/A
Technician: Chris Mallek

Scales were calibrated with certified test weights. Adjustments made to restore and/or maintain the accuracy of the scale conform to the tolerances established by the National Institute of Standards and Technology as specified in Handbook 44 Section 2.2, or Manufacturers Specifications. Best measurement of uncertainty calculated using a coverage factor of K=2. This provides confidence level of 95%. This certificate shall not be reproduced, except in full, with the written approval of the laboratory. Measurement uncertainty available on request.

Certificate of Calibration

Koehler Scale Inc. 3475 Nemesis Avenue, Waukegan, IL 60087 P.847-336-7883

Customer: Medline Northpoint Services
Address: 1160 Northpoint Blvd.
City, State Zip: Waukegan, ILLINOIS 60085

Certificate ID: 0012191804
ISO Number:
Date 4/18/2019

Indicator Mfg.	Base Mfg.	Cal Date	Scale ID	Scale Location
Fairbanks	N/A	4/18/2019	0012	Gas Storage
Indicator Model	**Base Model**	**Due Date**	**Scale Class**	**Scale Range**
H90-3051	N/A	4/30/2020	III	0 - 2500 lb x 1 lb
Indicator Serial	**Base Serial**	**Procedure**	**Scale Status**	
H 203256	N/A	.	In Service	
Test Interval				
1 Year				

EQUIPMENT CONDITIONS

[Working] Non-Working Clean Dirty Out of Level Out of Service Unable To Locate

SHIFT TEST **Shift Test Result:** **[Pass]** Fail Adjust Not Applicable

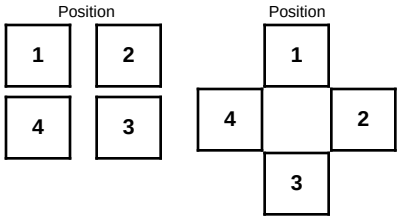

All tolerances calculated in conformance with Handbook 44 Table 6.

LOAD TEST

Preliminary Load Test			
Test Wt.	**Tolerance**	**Reading**	**Error**
5 lb	4 - 6 lb	5 lb	0 lb
500 lb	499 - 501 lb	500 lb	0 lb
1000 lb	998 - 1002 lb	Error	Error

In maintenance tolerance? Yes **[No]** N/A

Final Load Test			
Test Wt.	**Tolerance**	**Reading**	**Error**
5 lb	4 - 6 lb	5 lb	0 lb
500 lb	499 - 501 lb	500 lb	0 lb
1000 lb	998 - 1002 lb	1000 lb	0 lb

In maintenance tolerance? **[Yes]** No N/A

TEST INFORMATION

Test Weight Classification:	F
Traceability Certificate Number(s):	F365 Cal Date: 2/15/2019 Recal Date: 2/15/2021, W17-288 Cal Date: 9/1/2017 Recal Date: 9/1/2019
Standards Used:	501 - 504, F365
Expanded Uncertainty:	Available on Request or Reported on this Document
Test Location:	**[Onsite]** Offsite
Overall Result:	Pass Fail **[Adjust]**
Was the scale within customers required accuracy?	**[Yes]** No N/A
Environmental Conditions:	**[Acceptable]** Unacceptable
Comments / Notes:	N/A
Technician:	Chris Mallek

Scales were calibrated with certified test weights. Adjustments made to restore and/or maintain the accuracy of the scale conform to the tolerances established by the National Institute of Standards and Technology as specified in Handbook 44 Section 2.2, or Manufacturers Specifications. Best measurement of uncertainty calculated using a coverage factor of K=2. This provides confidence level of 95%. This certificate shall not be reproduced, except in full, with the written approval of the laboratory. Measurement uncertainty available on request.

APPENDIX F
CALIBRATION DATA

Project Information

Date 3/4/2020 Project #

Customer / Facility Medline

Unit ID / Sample Location Waukegan, IL

Operator Jeremy Clark

Notes: T-16 - Inlets #1 and #4

Equipment Information

Calibration gas diluter ID/SN Environics SN 5480 Calibration expiration date 1/9/2021

Audited dilution device (DD) ☑ DD1 ☑ DD2 ☑ DD 3 ☐ DD 4 ☐ DD 5 ☐ DD 6 ☐ DD 7 ☐ DD 8

DDs used to generate cal gases ☑ DD1 ☑ DD2 ☑ DD 3 ☐ DD 4 ☐ DD 5 ☐ DD 6 ☐ DD 7 ☐ DD 8

Total flow rate, LPM 8 Analyzer ID/SN Servomex 01440D1/4213 Analyte O2 Span value 25

Calibration Gas Information

	Tag Value	Units (ppm or %)	Cylinder ID	Pressure (PSI)	Expiration Date
Dilution Level 1 Cylinder	22.50	%	EB0029604	1200	6/19/2027
Dilution Level 2 Cylinder	22.50	%	EB0029604	1200	6/19/2027
Direct Inject Cylinder*	12.11	%	CC259530	1700	1/28/2027

Performance Data

	Predicted Diluted Value**	Units (ppm or %)	Analyzer Response						
			Time	Injection 1	Time	Injection 2	Time	Injection 3	Average
Dilution Level 1	12.11	%	11:35	12.09	11:51	12.11	12:07	12.12	12.11
Dilution Level 2	6.00	%	11:36	5.98	11:53	6.01	12:09	6.02	6.00
Direct Inject Gas	12.11	%	11:48	12.05	12:04	12.06	12:20	12.05	12.05

Calculations

DI

	Injection 1	Injection 2	Injection 3
Dilution Level 1	0.14%	0.03%	0.11%
Dilution Level 2	0.39%	0.11%	0.28%
Direct Inject	0.03%	0.06%	0.03%

DL

Dilution Level 1	Dilution Level 2	Direct Inject
0.03%	0.06%	0.47%

DI - Difference of each injection from the average analyzer response

DI% = (I - R / I) * 100

DL - Difference from predicted for each dilution level

DL% = (P - R / P) * 100

I - Each individual injection

R - Average Response

P - Predicted diluted value

DI must be within 2% of the average instrument response for that dilution.

DL must be within 2% of predicted value.

* The Direct Inject Gas must be independent of the Dilution Level gases.

** One of the Dilution Levels must be within 10% of the Direct Inject gas tag value

All injection responses must be within 2% of the average instrument response for that dilution.

For each level of dilution the average concentration output from the analyzer must be within 2% of the predicted value.

QA/QC Check: Completeness ___ Legibility ___ Accuracy ___ Specifications ___

Checked by: _____ Team Leader: _____

001AS-QMS-WB-EPA205

MONTROSE AIR QUALITY SERVICES

EPA Method 205 Field Datasheet

Project Information

Date 3/4/2020 Project #

Customer / Facility Medline

Unit ID / Sample Location Waukegan, IL

Operator Jeremy Clark

Notes: T-16 - Inlets #1 and #4

Equipment Information

Calibration gas diluter ID/SN Environics SN 5480 Calibration expiration date 1/9/2021

Audited dilution device (DD) ☑ DD1 ☑ DD2 ☑ DD 3 ☐ DD 4 ☐ DD 5 ☐ DD 6 ☐ DD 7 ☐ DD 8

DDs used to generate cal gases ☑ DD1 ☑ DD2 ☑ DD 3 ☐ DD 4 ☐ DD 5 ☐ DD 6 ☐ DD 7 ☐ DD 8

Total flow rate, LPM 8 Analyzer ID/SN Servomex 01440D1/4213 Analyte CO2 Span value 12

Calibration Gas Information

	Tag Value	Units (ppm or %)	Cylinder ID	Pressure (PSI)	Expiration Date
Dilution Level 1 Cylinder	22.50	%	EB0029604	1200	6/19/2027
Dilution Level 2 Cylinder	22.50	%	EB0029604	1200	6/19/2027
Direct Inject Cylinder*	3.99	%	CC259530	1700	1/28/2027

Performance Data

	Predicted Diluted Value**	Units (ppm or %)	Analyzer Response						
			Time	Injection 1	Time	Injection 2	Time	Injection 3	Average
Dilution Level 1	3.99	%	11:38	3.96	11:55	4.04	12:11	3.99	4.00
Dilution Level 2	2.00	%	11:40	1.99	11:57	1.98	12:13	1.99	1.99
Direct Inject Gas	3.99	%	11:48	3.95	12:04	3.97	12:20	4.00	3.97

Calculations

DI

	Injection 1	Injection 2	Injection 3
Dilution Level 1	0.93%	1.07%	0.17%
Dilution Level 2	0.17%	0.34%	0.17%
Direct Inject	0.59%	0.08%	0.67%

DL

Dilution Level 1	Dilution Level 2	Direct Inject
0.19%	0.67%	0.49%

DI - Difference of each injection from the average analyzer response

DI% = (I - R / I) * 100

DL - Difference from predicted for each dilution level

DL% = (P - R / P) * 100

I - Each individual injection

R - Average Response

P - Predicted diluted value

DI must be within 2% of the average instrument response for that dilution.

DL must be within 2% of predicted value.

* The Direct Inject Gas must be independent of the Dilution Level gases.

** One of the Dilution Levels must be within 10% of the Direct Inject gas tag value

All injection responses must be within 2% of the average instrument response for that dilution.

For each level of dilution the average concentration output from the analyzer must be within 2% of the predicted value.

QA/QC Check: Completeness ___ Legibility ___ Accuracy ___ Specifications ___

Checked by: _____ Team Leader: _____

001AS-QMS-WB-EPA205

Project Information

Date 3/4/2020 Project #

Customer / Facility Medline

Unit ID / Sample Location Waukegan, IL

Operator Jeremy Clark

Notes: T-16 - Inlets #1 and #4

Equipment Information

Calibration gas diluter ID/SN Environics SN 5480 Calibration expiration date 1/9/2021

Audited dilution device (DD) ☑ DD1 ☐ DD2 ☑ DD 3 ☑ DD 4 ☐ DD 5 ☐ DD 6 ☐ DD 7 ☐ DD 8

DDs used to generate cal gases ☑ DD1 ☐ DD2 ☑ DD 3 ☑ DD 4 ☐ DD 5 ☐ DD 6 ☐ DD 7 ☐ DD 8

Total flow rate, LPM 8 Analyzer ID/SN Teco 48I-13040040 Analyte CO Span value 30

Calibration Gas Information

	Tag Value	Units (ppm or %)	Cylinder ID	Pressure (PSI)	Expiration Date
Dilution Level 1 Cylinder	907.00	ppm	EB0029604	1400	6/13/2024
Dilution Level 2 Cylinder	907.00	ppm	EB0029604	1400	6/13/2024
Direct Inject Cylinder*	18.30	ppm	CC259530	1700	1/28/2027

Performance Data

	Predicted Diluted Value**	Units (ppm or %)	Analyzer Response						
			Time	Injection 1	Time	Injection 2	Time	Injection 3	Average
Dilution Level 1	10.00	ppm	11:42	10.01	12:00	9.99	12:16	9.89	9.96
Dilution Level 2	18.30	ppm	11:44	18.09	12:02	18.25	12:18	18.46	18.27
Direct Inject Gas	18.30	ppm	11:48	18.02	12:04	18.21	12:20	18.17	18.13

Calculations

DI

	Injection 1	Injection 2	Injection 3
Dilution Level 1	0.47%	0.27%	0.74%
Dilution Level 2	0.98%	0.09%	1.05%
Direct Inject	0.63%	0.42%	0.20%

DL

Dilution Level 1	Dilution Level 2	Direct Inject
0.37%	0.18%	0.91%

DI - Difference of each injection from the average analyzer response

DI% = (I - R / I) * 100

DL - Difference from predicted for each dilution level

DL% = (P - R / P) * 100

I - Each individual injection

R - Average Response

P - Predicted diluted value

DI must be within 2% of the average instrument response for that dilution.

DL must be within 2% of predicted value.

* The Direct Inject Gas must be independent of the Dilution Level gases.

** One of the Dilution Levels must be within 10% of the Direct Inject gas tag value

All injection responses must be within 2% of the average instrument response for that dilution.

For each level of dilution the average concentration output from the analyzer must be within 2% of the predicted value.

QA/QC Check: Completeness ___ Legibility ___ Accuracy ___ Specifications ___

Checked by: _____ Team Leader: _____

001AS-QMS-WB-EPA205

RM FIELD DATA

Client	Medline
Location	Waukegan, IL
Source	EO Removal System
Date	03/04/20

Units	% v db	% v db	ppm v db		
Time	O2	CO2	CO	COMMENTS	
3/4/20 11:09	20.93	0.01	0.34		
3/4/20 11:09	20.93	0.01	0.22		
3/4/20 11:09	20.93	0.01	0.42		
3/4/20 11:09	20.93	0.00	0.45		
3/4/20 11:10	20.95	0.02	0.43		
3/4/20 11:10	20.94	0.01	0.25		
3/4/20 11:10	20.92	0.02	0.41		
3/4/20 11:10	20.92	0.02	0.41		
3/4/20 11:11	20.92	0.02	0.22		
3/4/20 11:11	20.92	0.02	0.41		
3/4/20 11:11	20.92	0.02	0.44		
3/4/20 11:11	20.92	0.02	0.42		
3/4/20 11:12	20.92	0.02	0.24		
3/4/20 11:12	20.92	0.01	0.41		
3/4/20 11:12	20.92	0.01	0.40		
3/4/20 11:12	20.92	0.01	0.21		
3/4/20 11:13	20.91	0.01	0.40		
3/4/20 11:13	20.91	0.01	0.43		
3/4/20 11:13	20.91	0.00	0.42		
3/4/20 11:13	20.91	0.00	0.24		
3/4/20 11:14	20.91	0.00	0.40		
3/4/20 11:14	20.90	0.00	0.39		
3/4/20 11:14	20.90	0.00	0.21		
3/4/20 11:14	20.90	-0.01	0.40		
3/4/20 11:15	20.90	-0.01	0.43		
3/4/20 11:15	20.90	-0.01	0.41		
3/4/20 11:15	20.89	-0.01	0.23		
3/4/20 11:15	20.89	-0.01	0.39		
3/4/20 11:16	20.05	-0.02	0.39		
3/4/20 11:16	19.63	-0.06	0.33		
3/4/20 11:16	0.71	-0.07	0.44		
3/4/20 11:16	0.06	-0.07	0.81		
3/4/20 11:17	7.73	4.18	8.16		
3/4/20 11:17	11.89	4.18	14.59		
3/4/20 11:17	12.01	4.09	16.94		
3/4/20 11:17	12.02	4.06	17.25		
3/4/20 11:18	12.08	4.16	17.44		
3/4/20 11:18	12.11	4.17	18.09	**M205 Gas - CC259530**	
3/4/20 11:18	**12.09**	**4.18**	**18.21**		
3/4/20 11:18	**12.10**	**3.99**	**18.16**	**O2**	**12.10**
3/4/20 11:19	**12.11**	**3.99**	**18.20**	**CO2**	**4.04**
3/4/20 11:19	**12.10**	**3.99**	**18.22**	**CO**	**18.20**
3/4/20 11:19	12.11	3.94	18.62		
3/4/20 11:19	12.10	3.93	18.57		
3/4/20 11:20	12.10	3.92	18.54		
3/4/20 11:20	12.10	3.91	18.50		
3/4/20 11:20	12.10	3.90	18.46		
3/4/20 11:20	12.10	3.89	18.43		
3/4/20 11:21	12.00	3.88	18.39		
3/4/20 11:21	11.84	3.87	18.35		
3/4/20 11:21	18.18	8.48	8.95		
3/4/20 11:21	1.11	0.03	3.09		
3/4/20 11:22	0.08	-0.01	0.86	**Zero N2**	
3/4/20 11:22	**0.04**	**-0.02**	**0.15**		
3/4/20 11:22	**0.03**	**-0.02**	**0.15**	**O2**	**0.03**
3/4/20 11:22	**0.02**	**-0.03**	**0.09**	**CO2**	**-0.02**
3/4/20 11:23	**0.02**	**-0.03**	**0.08**	**CO**	**0.12**
3/4/20 11:23	0.01	-0.04	0.01		
3/4/20 11:23	5.58	18.88	-0.02		
3/4/20 11:23	21.28	21.17	-0.37		
3/4/20 11:24	22.12	22.02	-0.41	**22.5% O2**	
3/4/20 11:24	**22.42**	22.49	-0.63		
3/4/20 11:24	**22.54**	22.94	-0.60		
3/4/20 11:24	**22.53**	22.94	-0.54		
3/4/20 11:25	**22.54**	22.94	-0.41	**O2**	**22.51**
3/4/20 11:25	22.49	22.94	-0.47		
3/4/20 11:25	17.03	16.95	-0.32		
3/4/20 11:25	10.24	10.18	-0.27		
3/4/20 11:26	10.05	10.00	-0.26	**10% O2/ 10% CO2**	
3/4/20 11:26	**10.03**	**9.98**	-0.15		
3/4/20 11:26	**10.03**	**9.98**	-0.16		
3/4/20 11:26	**10.02**	**9.97**	-0.04	**O2**	**10.02**
3/4/20 11:27	**10.01**	**9.99**	-0.06	**CO2**	**9.98**
3/4/20 11:27	10.02	9.97	-0.14		
3/4/20 11:27	9.99	9.93	-0.08		
3/4/20 11:27	5.12	5.09	-0.07	**5% O2/ 5% CO2**	
3/4/20 11:28	**5.01**	**4.98**	0.00		
3/4/20 11:28	**5.01**	**4.98**	0.11		
3/4/20 11:28	**5.01**	**4.98**	0.19	**O2**	**5.01**

RM FIELD DATA

Client	Medline
Location	Waukegan, IL
Source	EO Removal System
Date	03/04/20

Units	% v db	% v db	ppm v db		
Time	O2	CO2	CO	COMMENTS	
3/4/20 11:28	**5.02**	**4.99**	0.13	CO2	4.98
3/4/20 11:29	5.01	4.98	0.00		
3/4/20 11:29	4.70	0.70	1.84		
3/4/20 11:29	0.57	0.08	23.37		
3/4/20 11:29	0.11	0.02	41.50		
3/4/20 11:30	0.07	0.01	27.92	30 ppm CO	
3/4/20 11:30	0.06	0.00	**30.51**		
3/4/20 11:30	0.02	0.00	**30.44**		
3/4/20 11:30	0.01	0.00	**30.76**		
3/4/20 11:31	0.00	-0.02	**30.66**	CO	30.59
3/4/20 11:31	0.00	-0.02	30.89		
3/4/20 11:31	0.00	-0.02	30.74		
3/4/20 11:31	0.00	-0.02	15.63	15 ppm CO	
3/4/20 11:32	-0.01	-0.02	**15.03**		
3/4/20 11:32	-0.01	-0.01	**15.07**		
3/4/20 11:32	0.00	-0.02	**15.06**		
3/4/20 11:32	-0.01	-0.02	**15.09**	CO	15.06
3/4/20 11:33	0.00	-0.02	15.06		
3/4/20 11:33	0.01	-0.01	13.17		
3/4/20 11:33	0.01	-0.01	13.03		
3/4/20 11:33	0.01	-0.01	12.90		
3/4/20 11:34	0.01	-0.01	12.77		
3/4/20 11:34	0.01	-0.01	12.64		
3/4/20 11:34	0.01	2.00	12.51		
3/4/20 11:34	9.70	11.44	10.05		
3/4/20 11:35	11.96	11.50	7.84	12.11% O2	
3/4/20 11:35	**12.10**	11.48	2.03		
3/4/20 11:35	**12.10**	11.50	0.59		
3/4/20 11:35	**12.10**	11.49	0.23		
3/4/20 11:36	**12.09**	11.49	0.09	O2	12.09
3/4/20 11:36	12.07	5.87	0.05		
3/4/20 11:36	6.11	5.92	0.18	6.0 % O2	
3/4/20 11:36	**5.98**	5.91	0.09		
3/4/20 11:37	**5.98**	5.91	0.07		
3/4/20 11:37	**5.98**	5.92	0.21		
3/4/20 11:37	**5.98**	5.94	0.21	O2	5.98
3/4/20 11:37	6.00	5.93	0.22		
3/4/20 11:38	5.98	3.89	5.22		
3/4/20 11:38	4.03	4.03	4.42	3.99% CO2	
3/4/20 11:38	3.99	**3.96**	1.50		
3/4/20 11:38	3.99	**3.96**	0.60		
3/4/20 11:39	3.99	**3.96**	0.31		
3/4/20 11:39	3.99	**3.96**	0.18	CO2	3.96
3/4/20 11:39	3.99	4.03	0.25		
3/4/20 11:39	2.18	2.08	0.19		
3/4/20 11:40	1.99	1.97	0.20	2.0% CO2	
3/4/20 11:40	1.99	**1.97**	0.28		
3/4/20 11:40	2.00	**2.00**	0.32		
3/4/20 11:40	2.00	**2.00**	0.28		
3/4/20 11:41	1.98	**2.00**	0.42	CO2	1.99
3/4/20 11:41	1.99	1.98	0.31		
3/4/20 11:41	1.62	0.13	0.31		
3/4/20 11:41	0.66	0.58	4.84		
3/4/20 11:42	0.14	0.03	18.17		
3/4/20 11:42	0.00	-0.01	9.08	10 ppm CO	
3/4/20 11:42	0.00	0.01	**9.95**		
3/4/20 11:42	0.01	0.02	**10.04**		
3/4/20 11:43	0.01	0.02	**10.00**		
3/4/20 11:43	0.01	0.05	**10.03**	CO	10.01
3/4/20 11:43	0.01	0.06	10.18		
3/4/20 11:43	0.01	0.07	16.88		
3/4/20 11:44	0.01	0.09	21.72		
3/4/20 11:44	0.01	0.11	19.43	18.3 ppm CO	
3/4/20 11:44	0.02	0.13	**18.04**		
3/4/20 11:44	0.02	0.14	**18.11**		
3/4/20 11:45	0.02	0.16	**18.11**		
3/4/20 11:45	0.03	0.16	**18.10**	CO	18.09
3/4/20 11:45	0.02	0.18	18.12		
3/4/20 11:45	0.30	0.15	18.18		
3/4/20 11:46	0.00	-0.02	18.14		
3/4/20 11:46	0.01	0.00	18.18		
3/4/20 11:46	-0.02	-0.03	9.26		
3/4/20 11:46	-0.02	-0.03	2.80		
3/4/20 11:47	-0.03	-0.03	0.97		
3/4/20 11:47	-0.02	-0.03	0.53		
3/4/20 11:47	-0.02	0.11	8.84		
3/4/20 11:47	10.40	3.98	16.45		
3/4/20 11:48	11.90	3.86	17.85	M205 Gas - CC259530	

RM FIELD DATA

Client	Medline
Location	Waukegan, IL
Source	EO Removal System
Date	03/04/20

Units	% v db	% v db	ppm v db		
Time	O2	CO2	CO	COMMENTS	
3/4/20 11:48	**11.99**	**3.85**	**18.01**		
3/4/20 11:48	**12.04**	**3.97**	**18.03**	**O2**	**12.05**
3/4/20 11:48	**12.09**	**4.00**	**18.03**	**CO2**	**3.95**
3/4/20 11:49	**12.08**	**4.00**	**18.01**	**CO**	**18.02**
3/4/20 11:49	12.09	4.00	18.01		
3/4/20 11:49	12.04	4.00	17.84		
3/4/20 11:49	11.93	3.84	15.89		
3/4/20 11:50	12.20	11.47	7.63		
3/4/20 11:50	12.12	11.52	2.21		
3/4/20 11:50	12.12	11.49	0.32		
3/4/20 11:50	12.10	11.47	0.01		
3/4/20 11:51	12.11	11.47	-0.12	**12.11% O2**	
3/4/20 11:51	**12.11**	11.48	-0.09		
3/4/20 11:51	**12.11**	11.49	-0.04		
3/4/20 11:51	**12.10**	11.49	-0.07		
3/4/20 11:52	**12.10**	11.49	-0.08	**O2**	**12.11**
3/4/20 11:52	12.11	11.52	-0.13		
3/4/20 11:52	12.11	11.54	-0.11		
3/4/20 11:52	12.11	11.55	-0.02		
3/4/20 11:53	6.57	5.95	-0.07	**6.0 % O2**	
3/4/20 11:53	**6.02**	5.96	-0.01		
3/4/20 11:53	**6.01**	5.95	0.13		
3/4/20 11:53	**6.01**	5.96	0.26		
3/4/20 11:54	**6.01**	5.95	0.06	**O2**	**6.01**
3/4/20 11:54	5.76	3.97	4.94		
3/4/20 11:54	4.03	4.04	3.73		
3/4/20 11:54	4.01	4.05	1.22	**3.99% CO2**	
3/4/20 11:55	4.00	**4.04**	0.52		
3/4/20 11:55	4.01	**4.03**	0.33		
3/4/20 11:55	**3.99**	**4.05**	0.23		
3/4/20 11:55	4.01	**4.04**	0.19	**CO2**	**4.04**
3/4/20 11:56	4.01	4.04	0.23		
3/4/20 11:56	4.00	4.04	0.17		
3/4/20 11:56	4.00	4.03	0.23		
3/4/20 11:56	4.01	4.04	0.09		
3/4/20 11:57	4.00	4.03	0.21		
3/4/20 11:57	3.15	2.03	0.16	**2.0% CO2**	
3/4/20 11:57	2.03	**1.96**	0.20		
3/4/20 11:57	2.01	**1.96**	0.30		
3/4/20 11:58	2.01	**2.00**	0.25		
3/4/20 11:58	1.99	**2.00**	0.38	**CO2**	**1.98**
3/4/20 11:58	2.00	1.96	0.30		
3/4/20 11:58	1.99	1.96	0.34		
3/4/20 11:59	2.01	1.96	0.38		
3/4/20 11:59	1.98	0.43	0.29		
3/4/20 11:59	0.65	0.64	3.64		
3/4/20 11:59	0.18	0.03	17.24		
3/4/20 12:00	0.02	0.00	16.80		
3/4/20 12:00	0.01	-0.01	9.63	**10 ppm CO**	
3/4/20 12:00	0.00	-0.01	**9.97**		
3/4/20 12:00	0.00	-0.01	**9.99**		
3/4/20 12:01	0.00	-0.02	**10.01**		
3/4/20 12:01	0.01	-0.02	**10.01**	**CO**	**9.99**
3/4/20 12:01	-0.01	-0.01	9.84		
3/4/20 12:01	0.00	-0.02	6.14		
3/4/20 12:02	-0.01	-0.02	21.05		
3/4/20 12:02	-0.01	-0.02	19.26	**18.3 ppm CO**	
3/4/20 12:02	0.00	-0.01	**18.28**		
3/4/20 12:02	-0.01	-0.02	**18.31**		
3/4/20 12:03	-0.01	-0.02	**18.20**		
3/4/20 12:03	0.00	-0.02	**18.21**	**CO**	**18.25**
3/4/20 12:03	0.00	-0.02	18.18		
3/4/20 12:03	0.00	-0.02	19.01		
3/4/20 12:04	0.02	-0.02	26.00		
3/4/20 12:04	8.70	3.97	26.83		
3/4/20 12:04	11.88	3.95	21.82	**M205 Gas - CC259530**	
3/4/20 12:04	**12.05**	**3.93**	**18.25**		
3/4/20 12:05	**12.06**	**3.96**	**18.22**	**O2**	**12.06**
3/4/20 12:05	**12.07**	**4.00**	**18.16**	**CO2**	**3.97**
3/4/20 12:05	**12.07**	**4.00**	**18.20**	**CO**	**18.21**
3/4/20 12:05	12.07	4.00	18.25		
3/4/20 12:06	12.08	4.00	18.28		
3/4/20 12:06	12.05	4.01	18.17		
3/4/20 12:06	12.06	4.00	18.15		
3/4/20 12:06	12.13	9.29	13.67		
3/4/20 12:07	12.21	11.49	5.47		
3/4/20 12:07	12.13	11.50	1.34	**12.11% O2**	
3/4/20 12:07	**12.14**	11.49	0.21		

RM FIELD DATA

Client	Medline
Location	Waukegan, IL
Source	EO Removal System
Date	03/04/20

Units	**% v db**	**% v db**	**ppm v db**		
Time	**O2**	**CO2**	**CO**	**COMMENTS**	
3/4/20 12:07	**12.13**	11.47	0.11		
3/4/20 12:08	**12.10**	11.48	0.05		
3/4/20 12:08	**12.10**	11.48	-0.16	**O2**	**12.12**
3/4/20 12:08	12.10	11.49	-0.10		
3/4/20 12:08	12.10	11.49	-0.04		
3/4/20 12:09	12.13	6.56	0.07		
3/4/20 12:09	6.18	5.93	0.14		
3/4/20 12:09	6.03	5.93	0.02	**6.0 % O2**	
3/4/20 12:09	**6.03**	5.94	0.07		
3/4/20 12:10	**6.02**	5.94	0.24		
3/4/20 12:10	**6.02**	5.94	0.15		
3/4/20 12:10	**6.02**	5.93	0.16	**O2**	**6.02**
3/4/20 12:10	6.01	5.94	0.07		
3/4/20 12:11	6.02	5.94	4.94		
3/4/20 12:11	4.24	4.02	4.83	**3.99% CO2**	
3/4/20 12:11	4.01	**3.99**	2.28		
3/4/20 12:11	4.01	**3.99**	0.71		
3/4/20 12:12	4.01	**3.99**	0.38		
3/4/20 12:12	4.01	**3.99**	0.32	**CO2**	**3.99**
3/4/20 12:12	2.48	2.11	0.31		
3/4/20 12:12	2.03	2.02	0.23		
3/4/20 12:13	2.01	1.98	0.43	**2.0% CO2**	
3/4/20 12:13	2.01	**1.98**	0.25		
3/4/20 12:13	2.02	**1.99**	0.26		
3/4/20 12:13	2.01	**1.99**	0.52		
3/4/20 12:14	2.02	**1.99**	0.33	**CO2**	**1.99**
3/4/20 12:14	2.01	1.99	0.40		
3/4/20 12:14	2.03	1.99	0.28		
3/4/20 12:14	0.63	0.65	0.25		
3/4/20 12:15	0.59	0.23	9.93		
3/4/20 12:15	0.07	0.03	9.76		
3/4/20 12:15	0.03	0.02	9.77		
3/4/20 12:15	0.02	0.01	10.35	**10 ppm CO**	
3/4/20 12:16	0.02	0.00	**9.97**		
3/4/20 12:16	0.02	0.00	**9.87**		
3/4/20 12:16	0.01	0.00	**9.86**		
3/4/20 12:16	0.01	0.00	**9.84**	**CO**	**9.89**
3/4/20 12:17	0.01	-0.01	9.83		
3/4/20 12:17	0.02	0.00	10.26		
3/4/20 12:17	0.00	0.00	14.26		
3/4/20 12:17	0.01	-0.01	20.03		
3/4/20 12:18	0.01	-0.01	19.10	**18.3 ppm CO**	
3/4/20 12:18	0.01	-0.01	**18.65**		
3/4/20 12:18	0.01	0.00	**18.85**		
3/4/20 12:18	0.01	-0.01	**18.31**		
3/4/20 12:19	0.01	-0.01	**18.02**	**CO**	**18.46**
3/4/20 12:19	0.01	-0.01	18.05		
3/4/20 12:19	0.04	0.00	18.81		
3/4/20 12:19	0.08	3.39	27.30		
3/4/20 12:20	11.34	4.00	24.80		
3/4/20 12:20	12.01	3.96	20.30	**M205 Gas - CC259530**	
3/4/20 12:20	**12.03**	**3.97**	**18.22**		
3/4/20 12:20	**12.04**	**4.00**	**18.17**	**O2**	**12.06**
3/4/20 12:21	**12.06**	**4.01**	**18.20**	**CO2**	**4.00**
3/4/20 12:21	**12.06**	**4.02**	**18.06**	**CO**	**18.17**
3/4/20 12:21	12.06	4.01	18.07		
3/4/20 12:21	12.06	3.99	18.03		
3/4/20 12:22	14.48	1.28	5.81		
3/4/20 12:22	17.39	0.39	1.78		
3/4/20 12:22	20.78	0.10	0.45		
3/4/20 12:22	20.81	0.00	0.01		

Instrument: 5480 **MFC: 1**

MAX Flow: 10,000.00 CCM
Cal Date: 12/23/2019 , 17:04:20
Reference Gas: NITROGEN
Description: Factory MFC 1 Calibration Table

Set Flow	True Flow	- Table is selected
500.00	495.85	
1,000.00	996.21	
2,000.00	1,999.70	
3,000.00	2,999.00	
4,000.00	4,003.60	
5,000.00	5,008.10	
6,000.00	6,021.50	
7,000.00	7,043.20	
8,000.00	8,082.90	
9,000.00	9,143.70	
10,000.00	10,231.00	

Instrument: 5480 **MFC: 2**

MAX Flow: 10,000.00 CCM
Cal Date: 12/23/2019 , 17:04:15
Reference Gas: NITROGEN
Description: Factory MFC #2 Calibration Table

Set Flow	True Flow	- Table is selected
500.00	462.63	
1,000.00	981.94	
2,000.00	2,021.00	
3,000.00	3,049.60	
4,000.00	4,070.20	
5,000.00	5,079.90	
6,000.00	6,087.30	
7,000.00	7,099.90	
8,000.00	8,125.10	
9,000.00	9,172.10	
10,000.00	10,235.00	

Instrument: 5480 **MFC: 3**

MAX Flow: 1,000.00 CCM
Cal Date: 12/23/2019 , 17:04:09
Reference Gas: NITROGEN
Description: Factory MFC #3 Calibration Table

Set Flow	True Flow	- Table is selected
50.00	48.69	
100.00	99.60	

200.00	201.46
300.00	302.37
400.00	402.81
500.00	502.22
600.00	600.64
700.00	700.35
800.00	801.38
900.00	904.74
1,000.00	1,011.90

Instrument: 5480 **MFC: 4**

MAX Flow: 100.00 CCM
Cal Date: 12/23/2019 , 17:04:03
Reference Gas: NITROGEN
Description: Factory MFC #4 Calibration Table

Set Flow	True Flow
5.00	4.92
10.00	10.16
20.00	20.58
30.00	30.82
40.00	40.94
50.00	50.95
60.00	60.94
70.00	70.86
80.00	80.81
90.00	90.84
100.00	100.99

← Table is selected

Project Information

Date 3/4/2020 Project #

Customer / Facility Medline

Unit ID / Sample Location Waukegan, IL

Operator D. Chapman

Notes:

T-17

Equipment Information

Calibration gas diluter ID/SN Environics SN 5701 Calibration expiration date 1/20/2021

Audited dilution device (DD) ☑ DD1 ☑ DD2 ☑ DD 3 ☐ DD 4 ☐ DD 5 ☐ DD 6 ☐ DD 7 ☐ DD 8

DDs used to generate cal gases ☑ DD1 ☑ DD2 ☑ DD 3 ☐ DD 4 ☐ DD 5 ☐ DD 6 ☐ DD 7 ☐ DD 8

Total flow rate, LPM 8 Analyzer ID/SN Servomex 01440D1/4214 Analyte O2 Span value 25

Calibration Gas Information

	Tag Value	Units (ppm or %)	Cylinder ID	Pressure (PSI)	Expiration Date
Dilution Level 1 Cylinder	22.40	%	EB0033448	1700	6/19/2027
Dilution Level 2 Cylinder	22.40	%	EB0033448	1700	6/19/2027
Direct Inject Cylinder*	12.04	%	CC173097	1800	1/22/2027

Performance Data

	Predicted Diluted Value**	Units (ppm or %)	Analyzer Response						
			Time	Injection 1	Time	Injection 2	Time	Injection 3	Average
Dilution Level 1	12.04	%	14:10	12.10	14:26	12.14	14:42	12.17	12.14
Dilution Level 2	6.00	%	14:11	6.02	14:28	6.05	14:44	6.06	6.04
Direct Inject Gas	12.04	%	14:23	12.01	14:39	12.05	14:55	12.08	12.05

Calculations

DI

	Injection 1	Injection 2	Injection 3
Dilution Level 1	0.30%	0.03%	0.27%
Dilution Level 2	0.39%	0.11%	0.28%
Direct Inject	0.31%	0.03%	0.28%

DL

Dilution Level 1	Dilution Level 2	Direct Inject
0.80%	0.72%	0.06%

DI - Difference of each injection from the average analyzer response

DI% = (I - R / I) * 100

DL - Difference from predicted for each dilution level

DL% = (P - R / P) * 100

I - Each individual injection

R - Average Response

P - Predicted diluted value

DI must be within 2% of the average instrument response for that dilution.

DL must be within 2% of predicted value.

* The Direct Inject Gas must be independent of the Dilution Level gases.

** One of the Dilution Levels must be within 10% of the Direct Inject gas tag value

All injection responses must be within 2% of the average instrument response for that dilution.

For each level of dilution the average concentration output from the analyzer must be within 2% of the predicted value.

QA/QC Check: Completeness ___ Legibility ___ Accuracy ___ Specifications ___

Checked by: _____ Team Leader: _____

001AS-QMS-WB-EPA205

Project Information

Date 3/4/2020 Project #

Customer / Facility Medline

Unit ID / Sample Location Waukegan, IL

Operator D. Chapman

Notes:

T-17

Equipment Information

Calibration gas diluter ID/SN Environics SN 5701 Calibration expiration date 1/20/2021

Audited dilution device (DD) ☑ DD1 ☑ DD2 ☑ DD 3 ☐ DD 4 ☐ DD 5 ☐ DD 6 ☐ DD 7 ☐ DD 8

DDs used to generate cal gases ☑ DD1 ☑ DD2 ☑ DD 3 ☐ DD 4 ☐ DD 5 ☐ DD 6 ☐ DD 7 ☐ DD 8

Total flow rate, LPM 8 Analyzer ID/SN Servomex 01440D1/4214 Analyte CO2 Span value 12

Calibration Gas Information

	Tag Value	Units (ppm or %)	Cylinder ID	Pressure (PSI)	Expiration Date
Dilution Level 1 Cylinder	22.40	%	EB0033448	1700	6/19/2027
Dilution Level 2 Cylinder	22.40	%	EB0033448	1700	6/19/2027
Direct Inject Cylinder*	3.95	%	CC173097	1800	1/22/2027

Performance Data

	Predicted Diluted Value**	Units (ppm or %)	Analyzer Response						
			Time	Injection 1	Time	Injection 2	Time	Injection 3	Average
Dilution Level 1	3.95	%	14:13	4.00	14:30	4.07	14:46	4.03	4.03
Dilution Level 2	2.00	%	14:15	2.01	14:32	2.00	14:48	2.03	2.01
Direct Inject Gas	3.95	%	14:23	3.98	14:39	4.01	14:55	4.04	4.01

Calculations

DI

	Injection 1	Injection 2	Injection 3
Dilution Level 1	0.83%	0.90%	0.08%
Dilution Level 2	0.17%	0.67%	0.82%
Direct Inject	0.75%	0.00%	0.74%

DL

Dilution Level 1	Dilution Level 2	Direct Inject
2.11%	0.67%	1.52%

DI - Difference of each injection from the average analyzer response

DI% = (I - R / I) * 100

DL - Difference from predicted for each dilution level

DL% = (P - R / P) * 100

I - Each individual injection

R - Average Response

P - Predicted diluted value

DI must be within 2% of the average instrument response for that dilution.

DL must be within 2% of predicted value.

* The Direct Inject Gas must be independent of the Dilution Level gases.

** One of the Dilution Levels must be within 10% of the Direct Inject gas tag value

All injection responses must be within 2% of the average instrument response for that dilution.

For each level of dilution the average concentration output from the analyzer must be within 2% of the predicted value.

QA/QC Check: Completeness ___ Legibility ___ Accuracy ___ Specifications ___

Checked by: _____ Team Leader: _____

001AS-QMS-WB-EPA205

MONTROSE AIR QUALITY SERVICES

EPA Method 205 Field Datasheet

Project Information

Date 3/4/2020 Project #

Customer / Facility Medline

Unit ID / Sample Location Waukegan, IL

Operator D. Chapman

Notes: T-17

Equipment Information

Calibration gas diluter ID/SN Environics SN 5701 Calibration expiration date 1/20/2021

Audited dilution device (DD) ☑ DD1 ☐ DD2 ☑ DD 3 ☑ DD 4 ☐ DD 5 ☐ DD 6 ☐ DD 7 ☐ DD 8

DDs used to generate cal gases ☑ DD1 ☐ DD2 ☑ DD 3 ☑ DD 4 ☐ DD 5 ☐ DD 6 ☐ DD 7 ☐ DD 8

Total flow rate, LPM 8 Analyzer ID/SN Teco 48I-1171300019 Analyte CO Span value 30

Calibration Gas Information

	Tag Value	Units (ppm or %)	Cylinder ID	Pressure (PSI)	Expiration Date
Dilution Level 1 Cylinder	889.00	ppm	EB0083117	1200	6/13/2024
Dilution Level 2 Cylinder	889.00	ppm	EB0083117	1200	6/13/2024
Direct Inject Cylinder*	18.28	ppm	CC173097	1800	1/22/2027

Performance Data

	Predicted Diluted Value**	Units (ppm or %)	Analyzer Response						
			Time	Injection 1	Time	Injection 2	Time	Injection 3	Average
Dilution Level 1	10.00	ppm	14:17	10.05	14:35	10.02	14:51	9.91	9.99
Dilution Level 2	18.28	ppm	14:19	18.21	14:37	18.21	14:53	18.30	18.24
Direct Inject Gas	18.28	ppm	14:23	18.19	14:39	18.06	14:55	18.08	18.11

Calculations

DI

	Injection 1	Injection 2	Injection 3
Dilution Level 1	0.56%	0.27%	0.84%
Dilution Level 2	0.16%	0.16%	0.33%
Direct Inject	0.44%	0.28%	0.17%

DL

Dilution Level 1	Dilution Level 2	Direct Inject
0.07%	0.22%	0.93%

DI - Difference ot each injection from the average analyzer response

DI% = (I - R / I) * 100

DL - Difference from predicted for each dilution level

DL% = (P - R / P) * 100

I - Each individual injection

R - Average Response

P - Predicted diluted value

DI must be within 2% of the average instrument response for that dilution.

DL must be within 2% of predicted value.

* The Direct Inject Gas must be independent of the Dilution Level gases.

** One of the Dilution Levels must be within 10% of the Direct Inject gas tag value

All injection responses must be within 2% of the average instrument response for that dilution.

For each level of dilution the average concentration output from the analyzer must be within 2% of the predicted value.

QA/QC Check: Completeness ___ Legibility ___ Accuracy ___ Specifications ___

Checked by: _____ Team Leader: _____

001AS-QMS-WB-EPA205

RM FIELD DATA

Client	Medline
Location	Waukegan, IL
Source	EO Removal System
Date	03/04/20

Channel No:	0	1	4		
Units	% v db	% v db	ppm v db		
Time	**O2**	**CO2**	**CO**	**COMMENTS**	
3/4/20 13:41	20.97	0.05	0.36		
3/4/20 13:41	20.97	0.05	0.24		
3/4/20 13:41	20.97	0.04	0.44		
3/4/20 13:41	20.96	0.04	0.29		
3/4/20 13:42	20.96	0.04	0.45		
3/4/20 13:42	20.95	0.04	0.44		
3/4/20 13:42	20.95	0.04	0.26		
3/4/20 13:42	20.94	0.04	0.45		
3/4/20 13:43	20.94	0.04	0.48		
3/4/20 13:43	20.93	0.04	0.46		
3/4/20 13:43	20.96	0.04	0.28		
3/4/20 13:43	20.98	0.05	0.45		
3/4/20 13:44	20.97	0.05	0.27		
3/4/20 13:44	20.96	0.05	0.43		
3/4/20 13:44	20.96	0.05	0.43		
3/4/20 13:44	20.96	0.05	0.24		
3/4/20 13:45	20.96	0.05	0.43		
3/4/20 13:45	20.96	0.05	0.46		
3/4/20 13:45	20.96	0.05	0.44		
3/4/20 13:45	20.96	0.05	0.26		
3/4/20 13:46	20.96	0.05	0.43		
3/4/20 13:46	20.95	0.05	0.42		
3/4/20 13:46	20.95	0.05	0.23		
3/4/20 13:46	20.95	0.04	0.42		
3/4/20 13:47	20.95	0.04	0.45		
3/4/20 13:47	20.95	0.04	0.44		
3/4/20 13:47	20.94	0.04	0.26		
3/4/20 13:47	20.94	0.04	0.42		
3/4/20 13:48	20.94	0.03	0.41		
3/4/20 13:48	20.94	0.03	0.23		
3/4/20 13:48	20.94	0.03	0.42		
3/4/20 13:48	20.93	0.03	0.45		
3/4/20 13:49	20.93	0.03	0.43		
3/4/20 13:49	20.93	0.02	0.25		
3/4/20 13:49	20.93	0.02	0.41		
3/4/20 13:49	20.09	0.02	0.41		
3/4/20 13:50	19.67	-0.02	0.35		
3/4/20 13:50	0.74	-0.03	0.46		
3/4/20 13:50	0.10	-0.03	0.83		
3/4/20 13:50	7.77	4.22	8.18		
3/4/20 13:51	11.93	4.22	14.61		
3/4/20 13:51	12.04	4.13	16.96		
3/4/20 13:51	12.05	4.10	17.27		
3/4/20 13:51	12.12	4.19	17.46		
3/4/20 13:52	12.15	4.21	18.11	M205 Gas - CC173097	
3/4/20 13:52	**12.12**	**4.21**	**18.23**		
3/4/20 13:52	**12.08**	**4.03**	**18.18**	**O2**	**12.09**
3/4/20 13:52	**12.09**	**4.02**	**18.02**	**CO2**	**4.07**
3/4/20 13:53	**12.08**	**4.02**	**18.19**	**CO**	**18.16**
3/4/20 13:53	12.09	3.98	17.64		
3/4/20 13:53	12.06	3.97	17.59		
3/4/20 13:53	12.03	3.96	17.55		
3/4/20 13:54	12.00	3.95	17.51		
3/4/20 13:54	11.97	3.94	17.46		
3/4/20 13:54	11.94	3.93	17.42		
3/4/20 13:54	11.91	3.92	17.38		
3/4/20 13:55	11.88	3.91	17.33		
3/4/20 13:55	18.22	8.51	8.97		
3/4/20 13:55	1.14	0.06	3.11		
3/4/20 13:55	1.12	0.06	3.05		
3/4/20 13:56	1.10	0.06	2.35		
3/4/20 13:56	1.08	0.06	1.81		
3/4/20 13:56	1.05	0.06	1.39		
3/4/20 13:56	1.03	0.06	1.07		
3/4/20 13:57	0.12	0.03	0.88	Zero N2	
3/4/20 13:57	**0.08**	**0.02**	**0.25**		
3/4/20 13:57	**0.07**	**0.01**	**0.15**	**O2**	**0.06**
3/4/20 13:57	**0.05**	**0.00**	**0.13**	**CO2**	**0.01**
3/4/20 13:58	**0.05**	**0.01**	**0.35**	**CO**	**0.22**
3/4/20 13:58	0.05	0.00	0.41		
3/4/20 13:58	5.62	18.92	0.00		
3/4/20 13:58	21.31	21.21	-0.35		
3/4/20 13:59	22.16	22.05	-0.39	22.4% O2	
3/4/20 13:59	**22.45**	22.43	-0.61		
3/4/20 13:59	**22.46**	22.44	-0.58		
3/4/20 13:59	**22.33**	22.42	-0.52		
3/4/20 14:00	**22.47**	22.37	-0.39	**O2**	**22.43**
3/4/20 14:00	22.52	22.42	-0.45		
3/4/20 14:00	17.07	16.98	-0.30		

RM FIELD DATA

Client	Medline
Location	Waukegan, IL
Source	EO Removal System
Date	03/04/20

Channel No:	0	1	4		
Units	% v db	% v db	ppm v db		
Time	**O2**	**CO2**	**CO**	**COMMENTS**	
3/4/20 14:00	10.27	10.22	-0.25		
3/4/20 14:01	10.09	10.04	-0.24	**10% O2/10% CO2**	
3/4/20 14:01	**10.06**	**10.01**	-0.13		
3/4/20 14:01	**10.07**	**10.01**	-0.14		
3/4/20 14:01	**10.06**	**10.01**	-0.02	**O2**	**10.06**
3/4/20 14:02	**10.05**	**10.00**	-0.06	**CO2**	**10.01**
3/4/20 14:02	10.06	10.01	-0.12		
3/4/20 14:02	10.02	9.97	-0.06		
3/4/20 14:02	5.16	5.13	-0.05	**5% O2/ 5.0% CO2**	
3/4/20 14:03	**5.05**	**5.02**	0.02		
3/4/20 14:03	**5.05**	**5.02**	0.13		
3/4/20 14:03	**5.05**	**5.01**	0.21	**O2**	**5.05**
3/4/20 14:03	**5.05**	**5.02**	0.15	**CO2**	**5.02**
3/4/20 14:04	5.04	5.01	0.02		
3/4/20 14:04	4.74	0.74	1.86		
3/4/20 14:04	0.60	0.11	23.39		
3/4/20 14:04	0.15	0.06	41.52		
3/4/20 14:05	0.11	0.05	27.94	**30 ppm CO**	
3/4/20 14:05	0.10	0.04	**30.53**		
3/4/20 14:05	0.06	0.04	**30.46**		
3/4/20 14:05	0.04	0.04	**30.78**		
3/4/20 14:06	0.04	0.02	**30.68**	**CO**	**30.61**
3/4/20 14:06	0.03	0.02	30.91		
3/4/20 14:06	0.03	0.02	30.76		
3/4/20 14:06	0.04	0.02	15.65	**15 ppm CO**	
3/4/20 14:07	0.03	0.01	**15.05**		
3/4/20 14:07	0.03	0.02	**14.89**		
3/4/20 14:07	0.03	0.01	**14.78**		
3/4/20 14:07	0.03	0.02	**14.91**	**CO**	**14.91**
3/4/20 14:08	0.04	0.02	15.08		
3/4/20 14:08	0.05	0.03	13.19		
3/4/20 14:08	0.05	0.03	13.05		
3/4/20 14:08	0.05	0.03	12.92		
3/4/20 14:09	0.05	0.03	12.79		
3/4/20 14:09	0.05	0.02	12.66		
3/4/20 14:09	0.05	0.02	12.53		
3/4/20 14:09	9.73	11.47	10.07		
3/4/20 14:10	12.00	11.53	7.86	**12.04% O2**	
3/4/20 14:10	**12.10**	11.52	2.05		
3/4/20 14:10	**12.10**	11.53	0.61		
3/4/20 14:10	**12.11**	11.52	0.25		
3/4/20 14:11	**12.11**	11.53	0.11	**O2**	**12.10**
3/4/20 14:11	12.11	5.90	0.07		
3/4/20 14:11	6.15	5.95	0.20	**6.0 % O2**	
3/4/20 14:11	**6.01**	5.94	0.11		
3/4/20 14:12	**6.01**	5.95	0.09		
3/4/20 14:12	**6.02**	5.96	0.23		
3/4/20 14:12	**6.02**	5.97	0.23	**O2**	**6.02**
3/4/20 14:12	6.03	5.97	0.24		
3/4/20 14:13	6.02	3.93	5.24		
3/4/20 14:13	4.07	4.06	4.44	**3.95% CO2**	
3/4/20 14:13	4.02	**4.00**	1.52		
3/4/20 14:13	4.02	**3.99**	0.62		
3/4/20 14:14	4.03	**4.00**	0.33		
3/4/20 14:14	4.02	**3.99**	0.20	**CO2**	**4.00**
3/4/20 14:14	4.02	4.07	0.27		
3/4/20 14:14	2.22	2.12	0.21		
3/4/20 14:15	2.03	2.00	0.22	**2.0% CO2**	
3/4/20 14:15	2.03	**2.00**	0.30		
3/4/20 14:15	2.02	**2.00**	0.34		
3/4/20 14:15	2.03	**2.01**	0.30		
3/4/20 14:16	2.02	**2.01**	0.44	**CO2**	**2.01**
3/4/20 14:16	2.03	2.01	0.33		
3/4/20 14:16	1.65	0.16	0.33		
3/4/20 14:16	0.69	0.61	4.86		
3/4/20 14:17	0.18	0.06	18.19		
3/4/20 14:17	0.04	0.03	9.10	**10 ppm CO**	
3/4/20 14:17	0.04	0.04	**9.92**		
3/4/20 14:17	0.05	0.05	**10.47**		
3/4/20 14:18	0.05	0.06	**9.94**		
3/4/20 14:18	0.05	0.08	**9.87**	**CO**	**10.05**
3/4/20 14:18	0.05	0.10	10.20		
3/4/20 14:18	0.05	0.11	16.90		
3/4/20 14:19	0.04	0.12	21.74		
3/4/20 14:19	0.04	0.14	19.45	**18.28 ppm CO**	
3/4/20 14:19	0.06	0.17	**18.21**		
3/4/20 14:19	0.06	0.17	**18.20**		
3/4/20 14:20	0.06	0.19	**18.24**		

RM FIELD DATA

Client	Medline
Location	Waukegan, IL
Source	EO Removal System
Date	03/04/20

Channel No:	0	1	4		
Units	% v db	% v db	ppm v db		
Time	**O2**	**CO2**	**CO**	**COMMENTS**	
3/4/20 14:20	0.06	0.19	18.18	CO	18.21
3/4/20 14:20	0.06	0.22	18.13		
3/4/20 14:20	0.33	0.19	18.20		
3/4/20 14:21	0.03	0.01	18.16		
3/4/20 14:21	0.04	0.04	18.20		
3/4/20 14:21	0.02	0.01	9.28		
3/4/20 14:21	0.02	0.00	2.82		
3/4/20 14:22	0.01	0.00	0.99		
3/4/20 14:22	0.01	0.01	0.55		
3/4/20 14:22	0.01	0.14	8.86		
3/4/20 14:22	10.43	4.02	16.47		
3/4/20 14:23	11.93	3.90	17.87	M205 Gas - CC173097	
3/4/20 14:23	11.95	3.88	18.18		
3/4/20 14:23	11.98	3.98	18.21	O2	12.01
3/4/20 14:23	12.05	4.03	18.18	CO2	3.98
3/4/20 14:24	12.05	4.03	18.18	CO	18.19
3/4/20 14:24	12.06	4.04	18.29		
3/4/20 14:24	12.07	4.04	17.86		
3/4/20 14:24	11.97	3.88	15.91		
3/4/20 14:25	12.24	11.51	7.65		
3/4/20 14:25	12.16	11.56	2.23		
3/4/20 14:25	12.15	11.52	0.34		
3/4/20 14:25	12.14	11.51	0.03		
3/4/20 14:26	12.14	11.50	-0.10	12.04% O2	
3/4/20 14:26	12.15	11.51	-0.07		
3/4/20 14:26	12.14	11.53	-0.02		
3/4/20 14:26	12.14	11.53	-0.05		
3/4/20 14:27	12.14	11.53	-0.06	O2	12.14
3/4/20 14:27	12.15	11.55	-0.11		
3/4/20 14:27	12.15	11.58	-0.09		
3/4/20 14:27	12.15	11.59	0.00		
3/4/20 14:28	6.61	5.99	-0.05	6.0 % O2	
3/4/20 14:28	6.05	5.99	0.01		
3/4/20 14:28	6.05	5.99	0.15		
3/4/20 14:28	6.04	5.99	0.28		
3/4/20 14:29	6.04	5.99	0.08	O2	6.05
3/4/20 14:29	5.80	4.01	4.96		
3/4/20 14:29	4.07	4.08	3.75		
3/4/20 14:29	4.04	4.08	1.24	3.95% CO2	
3/4/20 14:30	4.04	4.08	0.54		
3/4/20 14:30	4.04	4.07	0.35		
3/4/20 14:30	4.03	4.08	0.25		
3/4/20 14:30	4.05	4.07	0.21	CO2	4.07
3/4/20 14:31	4.05	4.07	0.25		
3/4/20 14:31	4.04	4.07	0.19		
3/4/20 14:31	4.04	4.07	0.25		
3/4/20 14:31	4.04	4.08	0.11		
3/4/20 14:32	4.04	4.07	0.23		
3/4/20 14:32	3.18	2.06	0.18	2.0% CO2	
3/4/20 14:32	2.07	2.00	0.22		
3/4/20 14:32	2.05	2.00	0.32		
3/4/20 14:33	2.04	2.00	0.27		
3/4/20 14:33	2.03	2.00	0.40	CO2	2.00
3/4/20 14:33	2.03	2.00	0.32		
3/4/20 14:33	2.03	2.00	0.36		
3/4/20 14:34	2.04	2.00	0.40		
3/4/20 14:34	2.02	0.47	0.31		
3/4/20 14:34	0.68	0.68	3.66		
3/4/20 14:34	0.22	0.07	17.26		
3/4/20 14:35	0.05	0.04	16.82		
3/4/20 14:35	0.04	0.03	9.65	10 ppm CO	
3/4/20 14:35	0.04	0.02	9.99		
3/4/20 14:35	0.04	0.02	10.02		
3/4/20 14:36	0.04	0.02	10.03		
3/4/20 14:36	0.04	0.01	10.03	CO	10.02
3/4/20 14:36	0.03	0.02	9.86		
3/4/20 14:36	0.04	0.01	6.16		
3/4/20 14:37	0.03	0.02	21.07		
3/4/20 14:37	0.03	0.01	19.28	18.28 ppm CO	
3/4/20 14:37	0.03	0.02	18.30		
3/4/20 14:37	0.03	0.02	18.28		
3/4/20 14:38	0.02	0.01	18.32		
3/4/20 14:38	0.03	0.02	18.33	CO	18.30
3/4/20 14:38	0.03	0.02	18.40		
3/4/20 14:38	0.03	0.02	19.03		
3/4/20 14:39	0.05	0.02	26.02		
3/4/20 14:39	8.74	4.01	26.85		
3/4/20 14:39	11.91	3.98	21.84	M205 Gas - CC173097	

RM FIELD DATA

Client	Medline
Location	Waukegan, IL
Source	EO Removal System
Date	03/04/20

Channel No:	0	1	4		
Units	% v db	% v db	ppm v db		
Time	**O2**	**CO2**	**CO**	**COMMENTS**	
3/4/20 14:39	**12.02**	**3.96**	**18.27**		
3/4/20 14:40	**12.04**	**4.00**	**17.99**	**O2**	**12.05**
3/4/20 14:40	**12.07**	**4.04**	**17.98**	**CO2**	**4.01**
3/4/20 14:40	**12.08**	**4.03**	**17.98**	**CO**	**18.06**
3/4/20 14:40	12.08	4.04	17.97		
3/4/20 14:41	12.08	4.04	17.97		
3/4/20 14:41	12.08	4.04	17.99		
3/4/20 14:41	12.09	4.04	18.17		
3/4/20 14:41	12.17	9.33	13.69		
3/4/20 14:42	12.25	11.52	5.49		
3/4/20 14:42	12.17	11.54	1.36	**12.04% O2**	
3/4/20 14:42	**12.18**	11.52	0.23		
3/4/20 14:42	**12.16**	11.51	0.13		
3/4/20 14:43	**12.18**	11.51	0.07		
3/4/20 14:43	**12.17**	11.52	-0.14	**O2**	**12.17**
3/4/20 14:43	12.17	11.52	-0.08		
3/4/20 14:43	12.17	11.52	-0.02		
3/4/20 14:44	12.17	6.60	0.09		
3/4/20 14:44	6.22	5.97	0.16		
3/4/20 14:44	6.06	5.97	0.04	**6.0 % O2**	
3/4/20 14:44	**6.06**	5.97	0.09		
3/4/20 14:45	**6.05**	5.97	0.26		
3/4/20 14:45	**6.06**	5.97	0.17		
3/4/20 14:45	**6.05**	5.97	0.18	**O2**	**6.06**
3/4/20 14:45	6.05	5.98	0.09		
3/4/20 14:46	6.06	5.97	4.96		
3/4/20 14:46	4.28	4.06	4.85	**3.95% CO2**	
3/4/20 14:46	4.04	**4.03**	2.30		
3/4/20 14:46	4.05	**4.03**	0.73		
3/4/20 14:47	4.05	**4.03**	0.40		
3/4/20 14:47	4.05	**4.03**	0.34	**CO2**	**4.03**
3/4/20 14:47	2.52	2.14	0.33		
3/4/20 14:47	2.07	2.06	0.25		
3/4/20 14:48	2.05	2.02	0.45	**2.0% CO2**	
3/4/20 14:48	2.05	**2.02**	0.27		
3/4/20 14:48	2.06	**2.03**	0.28		
3/4/20 14:48	2.05	**2.03**	0.54		
3/4/20 14:49	2.06	**2.03**	0.35	**CO2**	**2.03**
3/4/20 14:49	2.05	2.03	0.42		
3/4/20 14:49	2.07	2.03	0.30		
3/4/20 14:49	0.66	0.68	0.27		
3/4/20 14:50	0.63	0.26	9.95		
3/4/20 14:50	0.11	0.07	9.78		
3/4/20 14:50	0.07	0.05	9.79		
3/4/20 14:50	0.06	0.04	10.37	**10 ppm CO**	
3/4/20 14:51	0.06	0.04	**9.99**		
3/4/20 14:51	0.06	0.03	**9.89**		
3/4/20 14:51	0.05	0.04	**9.88**		
3/4/20 14:51	0.05	0.03	**9.86**	**CO**	**9.91**
3/4/20 14:52	0.05	0.03	9.85		
3/4/20 14:52	0.05	0.04	10.28		
3/4/20 14:52	0.04	0.03	14.28		
3/4/20 14:52	0.05	0.03	20.05		
3/4/20 14:53	0.05	0.03	19.12	**18.28 ppm CO**	
3/4/20 14:53	0.05	0.03	**18.67**		
3/4/20 14:53	0.04	0.04	**18.87**		
3/4/20 14:53	0.04	0.03	**18.33**		
3/4/20 14:54	0.04	0.02	**18.04**	**CO**	**18.48**
3/4/20 14:54	0.05	0.03	18.07		
3/4/20 14:54	0.07	0.03	18.83		
3/4/20 14:54	0.12	3.43	27.32		
3/4/20 14:55	11.38	4.03	24.82		
3/4/20 14:55	12.04	4.00	20.32	**M205 Gas - CC173097**	
3/4/20 14:55	**12.06**	**4.00**	**18.01**		
3/4/20 14:55	**12.08**	**4.04**	**17.99**	**O2**	**12.08**
3/4/20 14:56	**12.09**	**4.05**	**18.22**	**CO2**	**4.04**
3/4/20 14:56	**12.10**	**4.05**	**18.08**	**CO**	**18.08**
3/4/20 14:56	12.10	4.05	18.09		
3/4/20 14:56	12.09	4.03	18.05		
3/4/20 14:57	14.51	1.32	5.83		
3/4/20 14:57	17.42	0.43	1.80		
3/4/20 14:57	20.81	0.13	0.47		
3/4/20 14:57	20.83	0.01	0.19		
3/4/20 14:58	20.83	0.02	0.11		
3/4/20 14:58	20.84	0.02	0.13		
3/4/20 14:58	20.84	0.03	0.18		
3/4/20 14:58	20.85	0.03	0.06		

Instrument: 5701 **MFC:** 1

MAX Flow: 10,000.00 CCM
Cal Date: 01/20/2020 , 14:24:24
Reference Gas: NITROGEN
Description:

Set Flow	True Flow	- Table is selected
500.00	495.63	
1,000.00	1,011.70	
2,000.00	2,028.90	
3,000.00	3,040.00	
4,000.00	4,051.80	
5,000.00	5,055.70	
6,000.00	6,061.70	
7,000.00	7,069.90	
8,000.00	8,092.40	
9,000.00	9,123.90	
10,000.00	10,152.00	

Instrument: 5701 **MFC:** 2

MAX Flow: 10,000.00 CCM
Cal Date: 01/20/2020 , 14:24:29
Reference Gas: NITROGEN
Description: Factory MFC #2 Calibration Table

Set Flow	True Flow	- Table is selected
500.00	493.51	
1,000.00	1,013.30	
2,000.00	2,049.50	
3,000.00	3,073.00	
4,000.00	4,096.70	
5,000.00	5,106.80	
6,000.00	6,115.10	
7,000.00	7,120.10	
8,000.00	8,129.00	
9,000.00	9,150.90	
10,000.00	10,182.00	

Instrument: 5701 **MFC:** 3

MAX Flow: 1,000.00 CCM
Cal Date: 01/20/2020 , 14:24:36
Reference Gas: NITROGEN
Description: Factory MFC #3 Calibration Table

Set Flow	True Flow	- Table is selected
50.00	48.39	
100.00	99.42	

200.00	200.58
300.00	301.09
400.00	400.62
500.00	500.14
600.00	597.95
700.00	698.24
800.00	800.70
900.00	905.92
1,000.00	1,015.70

Instrument: 5701 **MFC: 4**

MAX Flow: 100.00 CCM
Cal Date: 01/20/2020 , 14:24:43
Reference Gas: NITROGEN
Description: Factory MFC #4 Calibration Table

Set Flow	True Flow ← Table is selected
5.00	5.16
10.00	10.49
20.00	21.04
30.00	31.41
40.00	41.62
50.00	51.73
60.00	61.75
70.00	71.70
80.00	81.77
90.00	91.97
100.00	102.51

MONTROSE
AIR QUALITY SERVICES

Thermocouple Calibration Data Form

Thermocouple ID: Meterbox 808024 - Stack Temperature
Calibrator: D.Chapman / V. Kyu
Reference Thermometer: Temperature Calibrator BRT-HUS20 TC Signal Generator - ARI 004397

	Pretest	Post-test
Date:	2/23/2020	3/16/2020
Barometric:	29.25	29.52

Pre-Test

Reference Point	Reference Source	NIST Traceable Thermometer Temp. (F)	Working Thermocouple Temp. (F)	Difference (%)
T.C	TC Signal Generator	0	0.1	-0.02
	TC Signal Generator	100	100.3	-0.05
	TC Signal Generator	200	200.2	-0.03

Post-Test

Reference Point	Reference Source	Reference Thermometer Temp. (F)	Working Thermocouple Temp. (F)	Difference (%)
T.C	TC Signal Generator	0	0.2	-0.04
	TC Signal Generator	100	100.2	-0.04
	TC Signal Generator	200	200.1	-0.02

a (temp. diff.) = (ref.temp + 460) - (Thermo. temp. + 460) / (ref. temp. +460) x 100
Where $-1.5 < a < 1.5$

Signature D Chapman
Date 3/18/20

MONTROSE
AIR QUALITY SERVICES

DP Cell Calibration Data Form

Thermocouple ID: Millennium Flow Box ARI-0004307
Calibrator: D.Chapman / R. Burton
Reference: **Dwyer 10 inch Oil Gauge**

	Pretest	Post-test
Date:	2/20/2020	3/16/2020
Barometric:	29.11	29.52

CHANNEL A

Full Scale = 5 in water

	Reference Point	Reference Source	Traceable DP (in water)	Working DP (in water)	Difference (%)
Pre-Test	DP (in water)	Oil Gauge	0.0	0.00	0.0
		Oil Gauge	0.5	0.50	0.0
		Oil Gauge	1.0	1.02	-0.4
		Oil Gauge	2.0	2.03	-0.6
		Oil Gauge	5.0	5.02	-0.4

	Reference Point	Reference Source	Traceable DP (in water)	Working DP (in water)	Difference (%)
Post-Test	DP (in water)	Oil Gauge	0.0	0.00	0.0
		Oil Gauge	0.5	0.50	0.0
		Oil Gauge	1.0	1.03	-0.6
		Oil Gauge	2.0	2.02	-0.4
		Oil Gauge	5.0	5.02	-0.4

CHANNEL B

Full Scale = 5 in water

	Reference Point	Reference Source	Traceable DP (in water)	Working DP (in water)	Difference (%)
Pre-Test	DP (in water)	Oil Gauge	0.0	0.00	0.0
		Oil Gauge	0.5	0.51	-0.2
		Oil Gauge	1.0	0.99	0.2
		Oil Gauge	2.0	2.01	-0.2
		Oil Gauge	5.0	5.03	-0.6

	Reference Point	Reference Source	Traceable DP (in water)	Working DP (in water)	Difference (%)
Post-Test	DP (in water)	Oil Gauge	0.0	0.00	0.0
		Oil Gauge	0.5	0.52	-0.4
		Oil Gauge	1.0	0.98	0.4
		Oil Gauge	2.0	2.02	-0.4
		Oil Gauge	5.0	5.02	-0.4

Must be < +/- 5% of Full Scale

Signature

Date 3/16/20

MONTROSE
AIR QUALITY SERVICES

Thermocouple Calibration Data Form

Thermocouple ID: Millennium Flow Box ARI-0004307
Calibrator: D.Chapman / V. Kuy
Reference Thermometer: Temperature Calibrator BRT-HU520 TC Signal Generator - ARI 004397

	Pretest	Post-test
Date:	2/23/2020	3/16/2020
Barometric:	29.25	29.52

CHANNEL A

	Reference Point	Reference Source	NIST Traceable Thermometer Temp. (F)	Working Thermocouple Temp. (F)	Difference (%)
Pre-Test	T.C	TC Signal Generator	0	0.2	-0.04
		TC Signal Generator	100	100.1	-0.02
		TC Signal Generator	200	200.1	-0.02

	Reference Point	Reference Source	Reference Thermometer Temp. (F)	Working Thermocouple Temp. (F)	Difference (%)
Post-Test	T.C	TC Signal Generator	0	1.0	-0.22
		TC Signal Generator	100	100.2	-0.04
		TC Signal Generator	200	200.1	-0.02

CHANNEL B

	Reference Point	Reference Source	NIST Traceable Thermometer Temp. (F)	Working Thermocouple Temp. (F)	Difference (%)
Pre-Test	T.C	TC Signal Generator	0	0.0	0.00
		TC Signal Generator	100	100.0	0.00
		TC Signal Generator	200	200.2	-0.03

	Reference Point	Reference Source	Reference Thermometer Temp. (F)	Working Thermocouple Temp. (F)	Difference (%)
Post-Test	T.C	TC Signal Generator	0	0.1	-0.02
		TC Signal Generator	100	100.1	-0.02
		TC Signal Generator	200	200.1	-0.02

a (temp. diff.) = (ref.temp + 460) - (Thermo. temp. + 460) / (ref. temp. +460) x 100
Where -1.5 < a < 1.5

Signature D Chapman
Date 3/16/20

MONTROSE
AIR QUALITY SERVICES

DP Cell Calibration Data Form

Thermocouple ID: Millennium Flow Box ARI-0004308
Calibrator: D.Chapman / R. Burton
Reference: **Dwyer 10 inch Oil Gauge**

	Pretest	Post-test
Date:	2/20/2020	3/16/2020
Barometric:	29.11	29.52

CHANNEL A

Full Scale = 5 in water

Pre-Test

Reference Point	Reference Source	Traceable DP (in water)	Working DP (in water)	Difference (%)
DP (in water)	Oil Gauge	0.0	0.00	0.0
	Oil Gauge	0.5	0.49	0.2
	Oil Gauge	1.0	0.99	0.2
	Oil Gauge	2.0	2.01	-0.2
	Oil Gauge	5.0	5.01	-0.2

Post-Test

Reference Point	Reference Source	Traceable DP (in water)	Working DP (in water)	Difference (%)
DP (in water)	Oil Gauge	0.0	0.00	0.0
	Oil Gauge	0.5	0.50	0.0
	Oil Gauge	1.0	1.02	-0.4
	Oil Gauge	2.0	2.01	-0.2
	Oil Gauge	5.0	5.04	-0.8

CHANNEL B

Full Scale = 5 in water

Pre-Test

Reference Point	Reference Source	Traceable DP (in water)	Working DP (in water)	Difference (%)
DP (in water)	Oil Gauge	0.0	0.00	0.0
	Oil Gauge	0.5	0.51	-0.2
	Oil Gauge	1.0	1.02	-0.4
	Oil Gauge	2.0	2.03	-0.6
	Oil Gauge	5.0	5.03	-0.6

Post-Test

Reference Point	Reference Source	Traceable DP (in water)	Working DP (in water)	Difference (%)
DP (in water)	Oil Gauge	0.0	0.00	0.0
	Oil Gauge	0.5	0.52	-0.4
	Oil Gauge	1.0	1.00	0.0
	Oil Gauge	2.0	2.03	-0.6
	Oil Gauge	5.0	5.01	-0.2

Must be < +/- 5% of Full Scale

Signature D Chapman
Date 3/16/20

MONTROSE
AIR QUALITY SERVICES

Thermocouple Calibration Data Form

Thermocouple ID: Millennium Flow Box ARI-0004308
Calibrator: D.Chapman / V. Kuy
Reference Thermometer: Temperature Calibrator BRT-HU520 TC Signal Generator - ARI 004397

	Pretest	Post-test
Date:	2/23/2020	3/16/2020
Barometric:	29.25	29.52

CHANNEL A

	Reference Point	Reference Source	NIST Traceable Thermometer Temp. (F)	Working Thermocouple Temp. (F)	Difference (%)
Pre-Test	T.C	TC Signal Generator	0	0.2	-0.04
		TC Signal Generator	100	100.1	-0.02
		TC Signal Generator	200	200.1	-0.02

	Reference Point	Reference Source	Reference Thermometer Temp. (F)	Working Thermocouple Temp. (F)	Difference (%)
Post-Test	T.C	TC Signal Generator	0	1.0	-0.22
		TC Signal Generator	100	100.2	-0.04
		TC Signal Generator	200	200.1	-0.02

CHANNEL B

	Reference Point	Reference Source	NIST Traceable Thermometer Temp. (F)	Working Thermocouple Temp. (F)	Difference (%)
Pre-Test	T.C	TC Signal Generator	0	0.0	0.00
		TC Signal Generator	100	100.0	0.00
		TC Signal Generator	200	200.2	-0.03

	Reference Point	Reference Source	Reference Thermometer Temp. (F)	Working Thermocouple Temp. (F)	Difference (%)
Post-Test	T.C	TC Signal Generator	0	0.1	-0.02
		TC Signal Generator	100	100.1	-0.02
		TC Signal Generator	200	200.1	-0.02

a (temp. diff.) = (ref.temp + 460) - (Thermo. temp. + 460) / (ref. temp. +460) x 100
Where $-1.5 < a < 1.5$

Signature D Chapman
Date 3/16/20

MONTROSE
AIR QUALITY SERVICES

DP Cell Calibration Data Form

Thermocouple ID: Millennium Flow Box ARI-0004311
Calibrator: D.Chapman / R. Burton
Reference: **Dwyer 10 inch Oil Gauge**

	Pretest	Post-test
Date:	2/20/2020	3/16/2020
Barometric:	29.11	29.52

CHANNEL A

Full Scale = 5 in woter

Pre-Test

Reference Point	Reference Source	Traceable DP (in water)	Working DP (in water)	Difference (%)
DP (in water)	Oil Gauge	0.0	0.01	-0.2
	Oil Gauge	0.5	0.50	0.0
	Oil Gauge	1.0	1.02	-0.4
	Oil Gauge	2.0	2.03	-0.6
	Oil Gauge	5.0	5.02	-0.4

Post-Test

Reference Point	Reference Source	Traceable DP (in water)	Working DP (in water)	Difference (%)
DP (in water)	Oil Gauge	0.0	0.01	-0.2
	Oil Gauge	0.5	0.51	-0.2
	Oil Gauge	1.0	1.02	-0.4
	Oil Gauge	2.0	2.02	-0.4
	Oil Gauge	5.0	5.04	-0.8

CHANNEL B

Full Scale = 5 in water

Pre-Test

Reference Point	Reference Source	Traceable DP (in water)	Working DP (in water)	Difference (%)
DP (in water)	Oil Gauge	0.0	0.00	0.0
	Oil Gauge	0.5	0.51	-0.2
	Oil Gauge	1.0	1.00	0.0
	Oil Gauge	2.0	2.02	-0.4
	Oil Gauge	5.0	5.03	-0.6

Post-Test

Reference Point	Reference Source	Traceable DP (in water)	Working DP (in water)	Difference (%)
DP (in water)	Oil Gauge	0.0	0.00	0.0
	Oil Gauge	0.5	0.52	-0.4
	Oil Gauge	1.0	1.02	-0.4
	Oil Gauge	2.0	2.03	-0.6
	Oil Gauge	5.0	5.04	-0.8

Must be < +/- 5% of Full Scale

Signature
Date 3/16/20

MONTROSE
AIR QUALITY SERVICES

Thermocouple Calibration Data Form

Thermocouple ID: Millennium Flow Box ARI-0004311
Calibrator: D.Chapman / V. Kuy
Reference Thermometer: Temperature Calibrator BRT-HU520 TC Signal Generator - ARI 004397

	Pretest	Post-test
Date:	2/23/2020	3/16/2020
Barometric:	29.25	29.52

CHANNEL A

	Reference Point	Reference Source	NIST Traceable Thermometer Temp. (F)	Working Thermocouple Temp. (F)	Difference (%)
Pre-Test	T.C	TC Signal Generator	0	0.0	0.00
		TC Signal Generator	100	100.1	-0.02
		TC Signal Generator	200	199.9	0.02

	Reference Point	Reference Source	Reference Thermometer Temp. (F)	Working Thermocouple Temp. (F)	Difference (%)
Post-Test	T.C	TC Signal Generator	0	0.0	0.00
		TC Signal Generator	100	99.9	0.02
		TC Signal Generator	200	199.8	0.03

CHANNEL B

	Reference Point	Reference Source	NIST Traceable Thermometer Temp. (F)	Working Thermocouple Temp. (F)	Difference (%)
Pre-Test	T.C	TC Signal Generator	0	0.0	0.00
		TC Signal Generator	100	100.0	0.00
		TC Signal Generator	200	199.9	0.02

	Reference Point	Reference Source	Reference Thermometer Temp. (F)	Working Thermocouple Temp. (F)	Difference (%)
Post-Test	T.C	TC Signal Generator	0	0.0	0.00
		TC Signal Generator	100	100.1	-0.02
		TC Signal Generator	200	200.1	-0.02

a (temp. diff.) = (ref.temp + 460) - (Thermo. temp. + 460) / (ref. temp. +460) x 100
Where -1.5 < a < 1.5

Signature
Date 3/16/20

MONTROSE
AIR QUALITY SERVICES

DP Cell Calibration Data Form

Thermocouple ID: Millennium Flow Box ARI-0004327
Calibrator: D.Chapman / R. Burton
Reference: Alnor DP S/N 91115009 and Dwyer 10 inch Oil Gauge

	Pretest	Post-test
Date:	2/19/2020	3/16/2020
Barometric:	29.15	29.52

CHANNEL A

Setra Cell Full Scale = 0.5

Pre-Test

Reference Point	Reference Source	Traceable DP (in water)	Working DP (in water)	Difference (%)
DP (in water)	Alnor DP	0.00	0.000	0.0
	Alnor DP	0.10	0.098	0.4
	Alnor DP	0.20	0.199	0.2
	Alnor DP	0.50	0.497	0.5

Post-Test

Reference Point	Reference Source	Traceable DP (in water)	Working DP (in water)	Difference (%)
DP (in water)	Alnor DP	0.00	0.000	0.0
	Alnor DP	0.10	0.099	0.2
	Alnor DP	0.20	0.199	0.2
	Alnor DP	0.50	0.498	0.4

CHANNEL B

Setra Cell Full Scale = 5 in water

Pre-Test

Reference Point	Reference Source	Traceable DP (in water)	Working DP (in water)	Difference (%)
DP (in water)	Oil Gauge	0.0	0.00	0.0
	Oil Gauge	0.5	0.49	0.2
	Oil Gauge	1.0	0.99	0.2
	Oil Gauge	2.0	1.98	0.4
	Oil Gauge	5.0	4.98	0.4

Post-Test

Reference Point	Reference Source	Traceable DP (in water)	Working DP (in water)	Difference (%)
DP (in water)	Oil Gauge	0.0	0.00	0.0
	Oil Gauge	0.5	0.50	0.0
	Oil Gauge	1.0	0.99	0.2
	Oil Gauge	2.0	2.01	-0.2
	Oil Gauge	5.0	4.99	0.2

Must be < +/- 5% of Full Scale

Signature
Date 3/16/20

MONTROSE
AIR QUALITY SERVICES

Thermocouple Calibration Data Form

Thermocouple ID: HP DP Box - ARI0004327
Calibrator: D.Chapman
Reference Thermometer: Temperature Calibrator BRT-HUS20 TC Signal Generator - ARI 004397

	Pretest	Post-test
Date:	2/23/2020	3/16/2020
Barometric:	29.25	29.52

Pre-Test

Reference Point	Reference Source	NIST Traceable Thermometer Temp. (F)	Working Thermocouple Temp. (F)	Difference (%)
T.C	TC Signal Generator	0	-0.2	0.05
	TC Signal Generator	100	100.1	-0.02
	TC Signal Generator	200	200.3	-0.05

Post-Test

Reference Point	Reference Source	Reference Thermometer Temp. (F)	Working Thermocouple Temp. (F)	Difference (%)
T.C	TC Signal Generator	0	-0.2	0.05
	TC Signal Generator	100	100.2	-0.04
	TC Signal Generator	200	200.0	0.00

a (temp. diff.) = (ref.temp + 460) - (Thermo. temp. + 460) / (ref. temp. +460) x 100
Where $-1.5 < a < 1.5$

Signature 
Date 3/16/20

MONTROSE

Pitot Tube Inspection Data

	Pre-Test		Post-Test
Date:	2/5/2020	Date:	3/16/2020

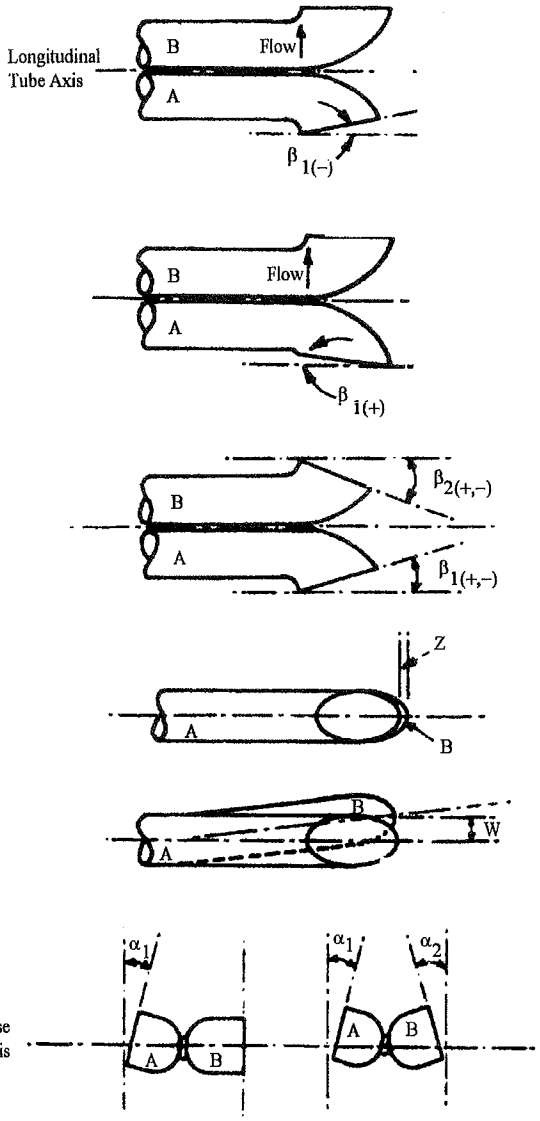

Y	level?	Y
N	obstructions?	N
N	damaged?	N
2	$-10° < a_1 < +10°$	2
3	$-10° < a_2 < +10°$	3
0	$-5° < b_1 < +5°$	0
0	$-5° < b_2 < +5°$	0
3	Y	3
1	Θ	2
0.690	A	0.690
0.345	$0.2625 < P_A < 0.375$	0.345
0.345	$0.2625 < P_B < 0.375$	0.345
0.250	$0.1875 \leq D_t \leq 0.375$	0.250
0.036	A tan g < 0.125"	0.036
0.01204	A tan q < 0.03125"	0.02409
TRUE	$P_A = P_B$ +/- 0.063	TRUE
PASS	PASS/FAIL	PASS

Comments: 6' M2 S-type pitot with 1/4" tips and a K type thermouple

Pitot tube/probe number 703 meets or exceeds all specifications and criteria and/or applicable design features (per 40CFR60 Appendix A; Method 2) and is heareby assigned a pitot tube calibration factor of 0.84.

CAL-SPITOT-WORKBOOK-200T-REV1

Signature:

Date: 3-16-20

MONTROSE

Thermocouple Calibration Data Form

Thermocouple ID: 703
Calibrator: N. Sekulic
Reference Thermometer: Fluke 51 SN40430089WS

	Pretest	Post-test
Date:	2/5/2020	3/16/2020
Barometric:	29.27	29.47

	Reference Point	Reference Source	NIST Traceable Thermometer Temp. (F)	Working Thermocouple Temp. (F)	Difference (%)
Pre-Test	T.C	Ice Water	33.8	34.2	-0.08
		Ambient	70.3	69.3	0.19
		Heat Source	296.1	297.3	-0.16

	Reference Point	Reference Source	Reference Thermometer Temp. (F)	Working Thermocouple Temp. (F)	Difference (%)
Post-Test	T.C	Ice Water	34.3	34.1	0.04
		Ambient	68.4	69.6	-0.23
		Heat Source	293.9	295.5	-0.21

a (temp. diff.) = (ref.temp + 460) - (Thermo. temp. + 460) / (ref. temp. +460) x 100
Where $-1.5 < a < 1.5$

Signature
Date 3-16-20

CAL-T/C-TEMPLATE-201T-REV2

Pitot Tube Inspection Data

Pre-Sample Date: 2/5/2020		Post-Sample Date: 3/16/2020
Y	level?	Y
N	obstructions?	N
N	damaged?	N
2	$-10° < \alpha_1 < +10°$	2
3	$-10° < \alpha_2 < +10°$	3
0	$-5° < \beta_1 < +5°$	0
0	$-5° < \beta_2 < +5°$	3
3	γ	2
1	θ	1
0.690	A	0.69
0.345	$0.2625 < P_A < 0.375$	0.345
0.345	$0.2625 < P_B < 0.375$	0.345
0.250	$0.1875 \leq D_t \leq 0.375$	0.250
0.036	A tan γ < 0.125"	0.024
0.01204	A tan θ < 0.03125"	0.01204
TRUE	$P_A = P_B$ +/- 0.063	TRUE
PASS	PASS/FAIL	PASS

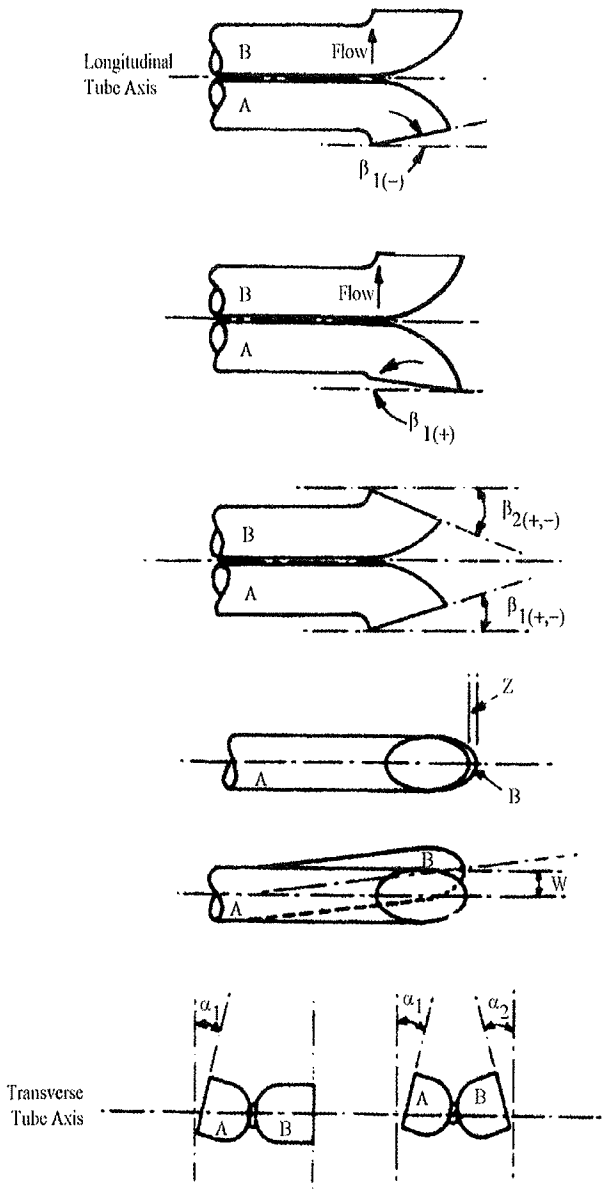

Comments: 6' effective length M2 s-type pitot assembly, 1/4" tips, K-type thermocouple, enclosed in a 1" OD sheath.

Pitot tube/probe number 713 meets or exceeds all specifications and criteria and/or applicable design features (per 40CFR60 Appendix A; Method 2) and is heareby assigned a pitot tube calibration factor of 0.84.

Signature:

Date: 3-6-20

MONTROSE
AIR QUALITY SERVICES

Thermocouple Calibration Data Form

Thermocouple ID: 713
Calibrator: N Sekulic
Reference Thermometer: Fluke 51 SN40430089WS

	Pretest	Post-test
Date:	2/5/2020	3/16/2020
Barometric:	29.27	29.47

	Reference Point	Reference Source	NIST Traceable Thermometer Temp. (F)	Working Thermocouple Temp. (F)	Difference (%)
Pre-Test	T.C	Ice Water	33.7	34.2	-0.10
		Ambient	70.2	69.5	0.13
		Heat Source	296.5	297.5	-0.13

	Reference Point	Reference Source	Reference Thermometer Temp. (F)	Working Thermocouple Temp. (F)	Difference (%)
Post-Test	T.C	Ice Water	34.3	34.1	0.04
		Ambient	68.9	69.6	-0.13
		Heat Source	293.8	295.5	-0.23

a (temp. diff.) = (ref.temp + 460) - (Thermo. temp. + 460) / (ref. temp. +460) x 100
Where $-1.5 < a < 1.5$

Signature
Date 3-16-20

CAL-T/C-TEMPLATE-201T-REV2

MONTROSE AIR QUALITY SERVICES

Pitot Tube Inspection Data

	Pre-Test		Post-Test
Date:	11/8/2019	Date:	3/16/2020

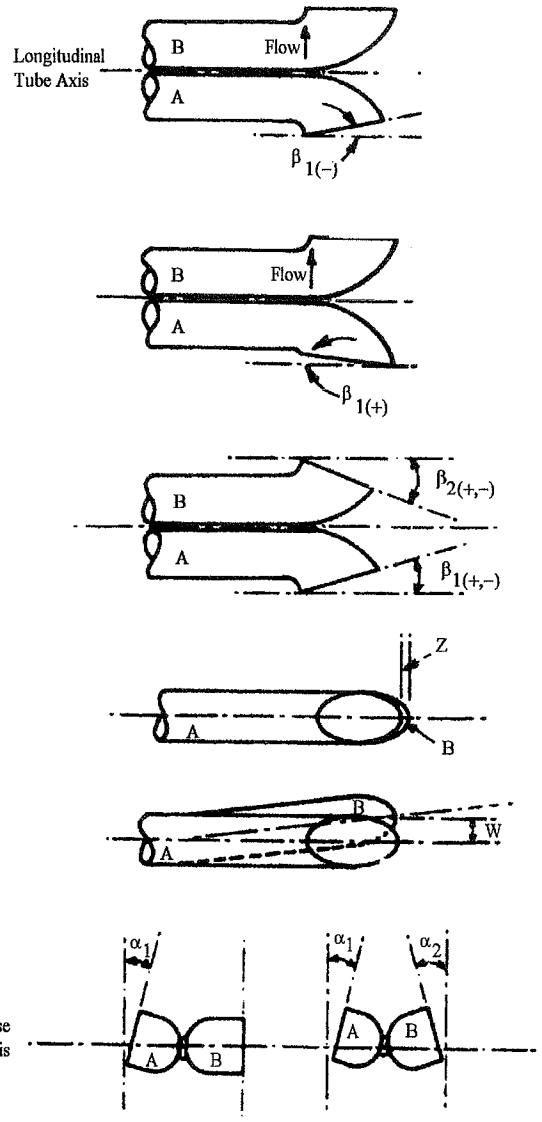

Y	level?	Y
N	obstructions?	N
N	damaged?	N
0	$-10° < a_1 < +10°$	1
1	$-10° < a_2 < +10°$	1
1	$-5° < b_1 < +5°$	1
2	$-5° < b_2 < +5°$	2
1	Y	1
1	Θ	1
0.718	A	0.718
0.359	$0.2625 < P_A < 0.375$	0.359
0.359	$0.2625 < P_B < 0.375$	0.359
0.250	$0.1875 \leq D_t \leq 0.375$	0.250
0.013	A tan g < 0.125"	0.013
0.01253	A tan q < 0.03125"	0.01253
TRUE	$P_A = P_B$ +/- 0.063	TRUE
PASS	**PASS/FAIL**	PASS

Comments: 3' M2 S-type pitot, 1/2" sheath with 1/4" tips and a K type thermouple

Pitot tube/probe number 024233 meets or exceeds all specifications and criteria and/or applicable design features (per 40CFR60 Appendix A; Method 2) and is heareby assigned a pitot tube calibration factor of 0.84.

CAL-SPITOT-WORKBOOK-200T-REV1

Signature:

Date: 3-16-20

MONTROSE

Thermocouple Calibration Data Form

Thermocouple ID: 024233
Calibrator: N. Sekulic
Reference Thermometer: Fluke 51 SN40430089WS

	Pretest	Post-test
Date:	11/8/2019	3/16/2020
Barometric:	29.63	29.47

	Reference Point	Reference Source	NIST Traceable Thermometer Temp. (F)	Working Thermocouple Temp. (F)	Difference (%)
Pre-Test	T.C	Ice Water	34.1	33.7	0.08
		Ambient	58.5	58.2	0.06
		Heat Source	295.5	297.1	-0.21

	Reference Point	Reference Source	Reference Thermometer Temp. (F)	Working Thermocouple Temp. (F)	Difference (%)
Post-Test	T.C	Ice Water	34.3	33.8	0.10
		Ambient	68.4	68.8	-0.08
		Heat Source	293.9	296.0	-0.28

a (temp. diff.) = (ref.temp + 460) - (Thermo. temp. + 460) / (ref. temp. +460) x 100
Where -1.5 < a < 1.5

Signature 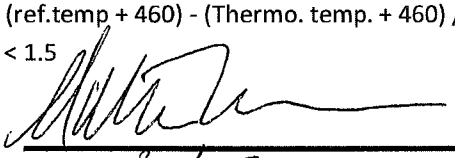
Date 3-16-20

CAL-T/C-TEMPLATE-201T-REV2

MONTROSE AIR QUALITY SERVICES

Pitot Tube Inspection Data

Date:	Pre-Test 11/1/2019		Date:	Post-Test 3/16/2020
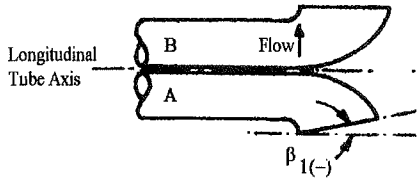	Y	level?		Y
	N	obstructions?		N
	N	damaged?		N
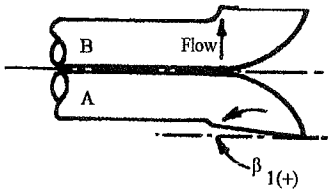	2	$-10° < a_1 < +10°$		2
	2	$-10° < a_2 < +10°$		2
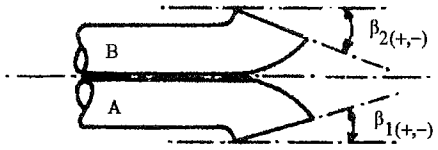	1	$-5° < b_1 < +5°$		1
	0	$-5° < b_2 < +5°$		1
	2	Y		2
	0	Θ		1
	0.741	A		0.741
	0.371	$0.2625 < P_A < 0.375$		0.371
	0.371	$0.2625 < P_B < 0.375$		0.371
	0.250	$0.1875 \leq D_t \leq 0.375$		0.250
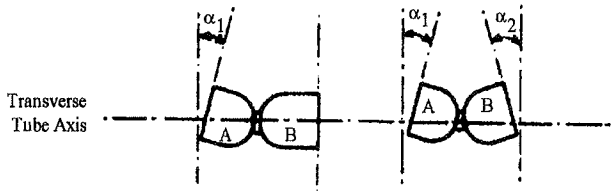	0.026	A tan g < 0.125"		0.026
	0.00000	A tan q < 0.03125"		0.01293
	TRUE	$P_A = P_B$ +/- 0.063		TRUE
	PASS	**PASS/FAIL**		PASS

Comments: 3' M2 S-type pitot, 1" sheath with 1/4" tips and a K type thermouple

Pitot tube/probe number 024236 meets or exceeds all specifications and criteria and/or applicable design features (per 40CFR60 Appendix A; Method 2) and is heareby assigned a pitot tube calibration factor of 0.84.

CAL-SPITOT-WORKBOOK-200T-REV1

Signature:

Date: 3-16-20

MONTROSE

Thermocouple Calibration Data Form

Thermocouple ID: 024236
Calibrator: N. Sekulic
Reference Thermometer: Fluke 51 SN40430089WS

	Pretest	Post-test
Date:	11/12/2019	3/16/2020
Barometric:	29.33	29.47

	Reference Point	Reference Source	NIST Traceable Thermometer Temp. (F)	Working Thermocouple Temp. (F)	Difference (%)
Pre-Test	T.C	Ice Water	34.1	33.6	0.10
		Ambient	63.1	62.6	0.10
		Heat Source	295.2	297.9	-0.36

	Reference Point	Reference Source	Reference Thermometer Temp. (F)	Working Thermocouple Temp. (F)	Difference (%)
Post-Test	T.C	Ice Water	34.3	33.8	0.10
		Ambient	68.4	68.6	-0.04
		Heat Source	293.9	297.2	-0.44

a (temp. diff.) = (ref.temp + 460) - (Thermo. temp. + 460) / (ref. temp. +460) x 100
Where $-1.5 < a < 1.5$

Signature
Date 3-16-20

CAL-T/C-TEMPLATE-201T-REV2

MONTROSE AIR QUALITY SERVICES

Pitot Tube Inspection Data

	Pre-Test		Post-Test
Date:	11/8/2019	**Date:**	3/16/2020

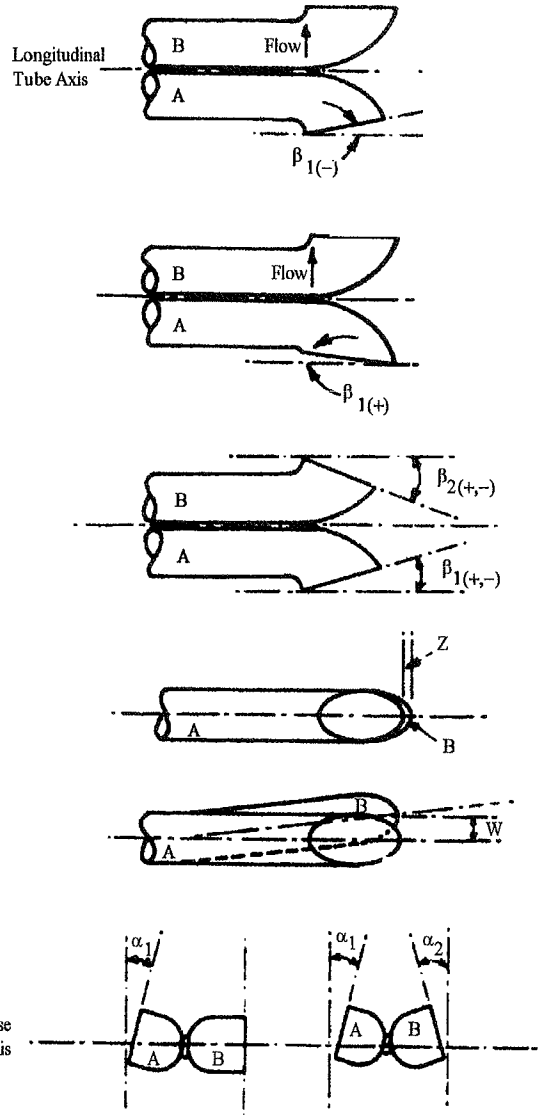

Y	level?	Y
N	obstructions?	N
N	damaged?	N
0	$-10° < a_1 < +10°$	1
1	$-10° < a_2 < +10°$	1
1	$-5° < b_1 < +5°$	1
2	$-5° < b_2 < +5°$	2
1	Y	1
1	Θ	1
0.718	A	0.718
0.359	$0.2625 < P_A < 0.375$	0.359
0.359	$0.2625 < P_B < 0.375$	0.359
0.250	$0.1875 \leq D_t \leq 0.375$	0.250
0.013	A tan g < 0.125"	0.013
0.01253	A tan q < 0.03125"	0.01253
TRUE	$P_A = P_B$ +/- 0.063	TRUE
PASS	**PASS/FAIL**	PASS

Comments: 3' M2 S-type pitot, 1/2" sheath with 1/4" tips and a K type thermouple

Pitot tube/probe number 024233 meets or exceeds all specifications and criteria and/or applicable design features (per 40CFR60 Appendix A; Method 2) and is heareby assigned a pitot tube calibration factor of 0.84.

CAL-SPITOT-WORKBOOK-200T-REV1

Signature:

Date: 3-16-20

MONTROSE

Thermocouple Calibration Data Form

Thermocouple ID: 024233
Calibrator: N. Sekulic
Reference Thermometer: Fluke 51 SN40430089WS

	Pretest	Post-test
Date:	11/8/2019	3/16/2020
Barometric:	29.63	29.47

	Reference Point	Reference Source	NIST Traceable Thermometer Temp. (F)	Working Thermocouple Temp. (F)	Difference (%)
Pre-Test	T.C	Ice Water	34.1	33.7	0.08
		Ambient	58.5	58.2	0.06
		Heat Source	295.5	297.1	-0.21

	Reference Point	Reference Source	Reference Thermometer Temp. (F)	Working Thermocouple Temp. (F)	Difference (%)
Post-Test	T.C	Ice Water	34.3	33.8	0.10
		Ambient	68.4	68.8	-0.08
		Heat Source	293.9	296.0	-0.28

a (temp. diff.) = (ref.temp + 460) - (Thermo. temp. + 460) / (ref. temp. +460) x 100
Where -1.5 < a < 1.5

Signature 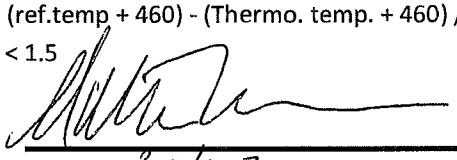
Date 3-16-20

CAL-T/C-TEMPLATE-201T-REV2

MONTROSE AIR QUALITY SERVICES

Pitot Tube Inspection Data

Date:	Pre-Test 2/5/2020		Date:	Post-Test 3/16/2020
	Y	level?		Y
	N	obstructions?		N
	N	damaged?		N
	1	$-10^\circ < a_1 < +10^\circ$		1
	1	$-10^\circ < a_2 < +10^\circ$		0
	1	$-5^\circ < b_1 < +5^\circ$		2
	1	$-5^\circ < b_2 < +5^\circ$		1
	1	γ		2
	1	θ		1
	0.740	A		0.740
	0.370	$0.2625 < P_A < 0.375$		0.370
	0.370	$0.2625 < P_B < 0.375$		0.370
	0.250	$0.1875 \leq D_t \leq 0.375$		0.250
	0.013	A tan g < 0.125"		0.026
	0.01292	A tan q < 0.03125"		0.01292
	TRUE	$P_A = P_B$ +/- 0.063		TRUE
	PASS	PASS/FAIL		PASS

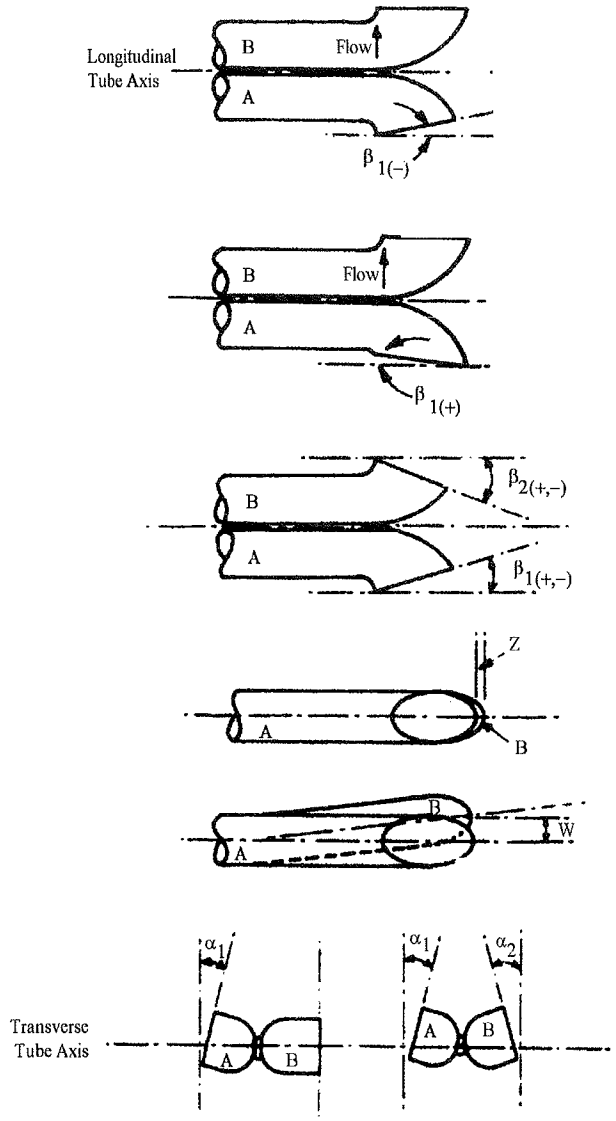

Comments: 5' effective length s-type pitot assembly, 1/4" tips, K-type thermocouple.

Pitot tube/probe number 24251 meets or exceeds all specifications and criteria and/or applicable design features (per 40CFR60 Appendix A; Method 2) and is heareby assigned a pitot tube calibration factor of 0.84.

CAL-SPITOT-WORKBOOK-200T-REV1

Signature:

Date: 3-16-20

MONTROSE
AIR QUALITY SERVICES

Thermocouple Calibration Data Form

Thermocouple ID: 24251 5/2/2019
Calibrator: M. Krueger
Reference Thermometer: Fluke 51 SN40430089WS

	Pretest	Post-test
Date:	2/5/2020	3/16/2020
Barometric:	29.27	29.47

	Reference Point	Reference Source	NIST Traceable Thermometer Temp. (F)	Working Thermocouple Temp. (F)	Difference (%)
Pre-Test	T.C	Ice Water	34.3	33.4	0.18
		Ambient	66.5	67.1	-0.11
		Heat Source	296.9	297.4	-0.07

	Reference Point	Reference Source	Reference Thermometer Temp. (F)	Working Thermocouple Temp. (F)	Difference (%)
Post-Test	T.C	Ice Water	34.1	33.5	0.12
		Ambient	68.9	68.7	0.04
		Heat Source	295.6	294.7	0.12

a (temp. diff.) = (ref.temp + 460) - (Thermo. temp. + 460) / (ref. temp. +460) x 100

Where $-1.5 < a < 1.5$

Signature

Date 3-16-20

CAL-T/C-TEMPLATE-201T-REV2

MONTROSE AIR QUALITY SERVICES

Pitot Tube Inspection Data

	Pre-Test		Post-Test
Date:	2/5/2020	**Date:**	3/16/2020
Y	**level?**		Y
N	**obstructions?**		N
N	**damaged?**		N
2	**$-10° < a_1 < +10°$**		0
1	**$-10° < a_2 < +10°$**		0
2	**$-5° < b_1 < +5°$**		1
0	**$-5° < b_2 < +5°$**		3
1	**γ**		1
1	**θ**		1
0.740	**A**		0.740
0.370	**0.2625 $< P_A <$ 0.375**		0.370
0.370	**0.2625 $< P_B <$ 0.375**		0.370
0.250	**0.1875 $\leq D_1 \leq$ 0.375**		0.250
0.013	**A tan g < 0.125"**		0.013
0.01292	**A tan q < 0.03125"**		0.01292
TRUE	**$P_A = P_B$ +/- 0.063**		TRUE
PASS	**PASS/FAIL**		PASS

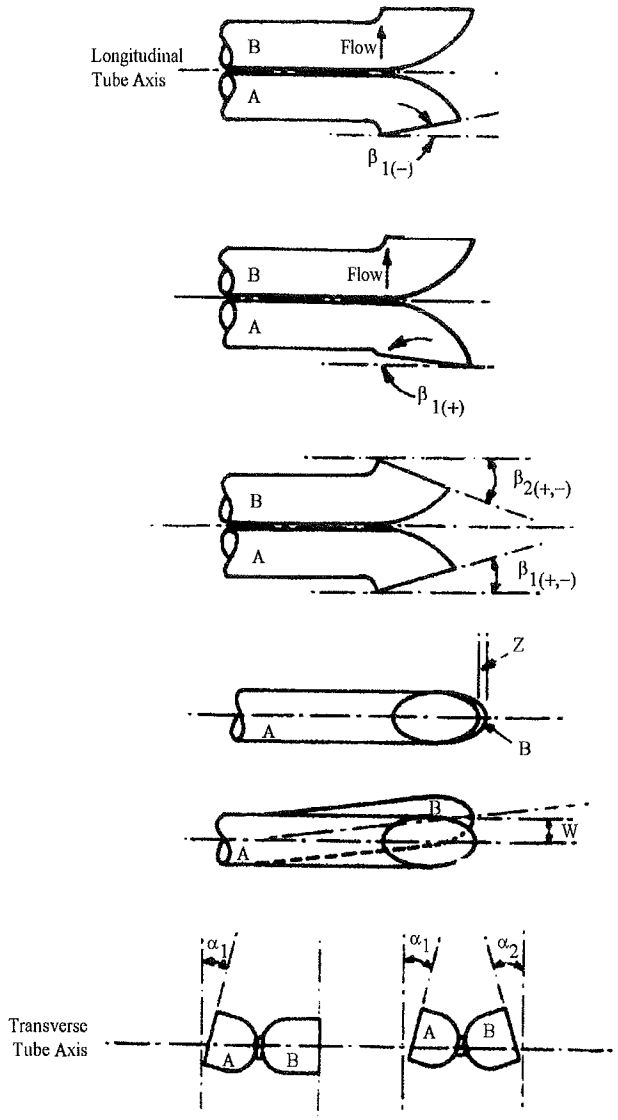

Comments: 5' effective length s-type pitot assembly, 1/4" tips, K-type thermocouple.

Pitot tube/probe number 24252 meets or exceeds all specifications and criteria and/or applicable design features (per 40CFR60 Appendix A; Method 2) and is heareby assigned a pitot tube calibration factor of 0.84.

CAL-SPITOT-WORKBOOK-200T-REV1

Signature:

Date: 3-16-20

MONTROSE
AIR QUALITY SERVICES

Thermocouple Calibration Data Form

Thermocouple ID: 24252
Calibrator: M. Krueger
Reference Thermometer: Fluke 51 SN40430089WS

	Pretest	Post-test
Date:	2/5/2020	3/16/2020
Barometric:	29.27	29.47

Pre-Test

Reference Point	Reference Source	NIST Traceable Thermometer Temp. (F)	Working Thermocouple Temp. (F)	Difference (%)
T.C	Ice Water	34.1	34.2	-0.02
	Ambient	58.5	58.7	-0.04
	Heat Source	295.5	297.6	-0.28

Post-Test

Reference Point	Reference Source	Reference Thermometer Temp. (F)	Working Thermocouple Temp. (F)	Difference (%)
T.C	Ice Water	33.1	33.5	-0.08
	Ambient	68.5	68.4	0.02
	Heat Source	295.3	296	-0.09

a (temp. diff.) = (ref.temp + 460) - (Thermo. temp. + 460) / (ref. temp. +460) x 100

Where $-1.5 < a < 1.5$

Signature

Date 3-16-20

CAL-T/C-TEMPLATE-201T-REV2

MONTROSE AIR QUALITY SERVICES

Pitot Tube Inspection Data

	Pre-Test		Post-Test
Date:	10/8/2019	**Date:**	3/16/2020

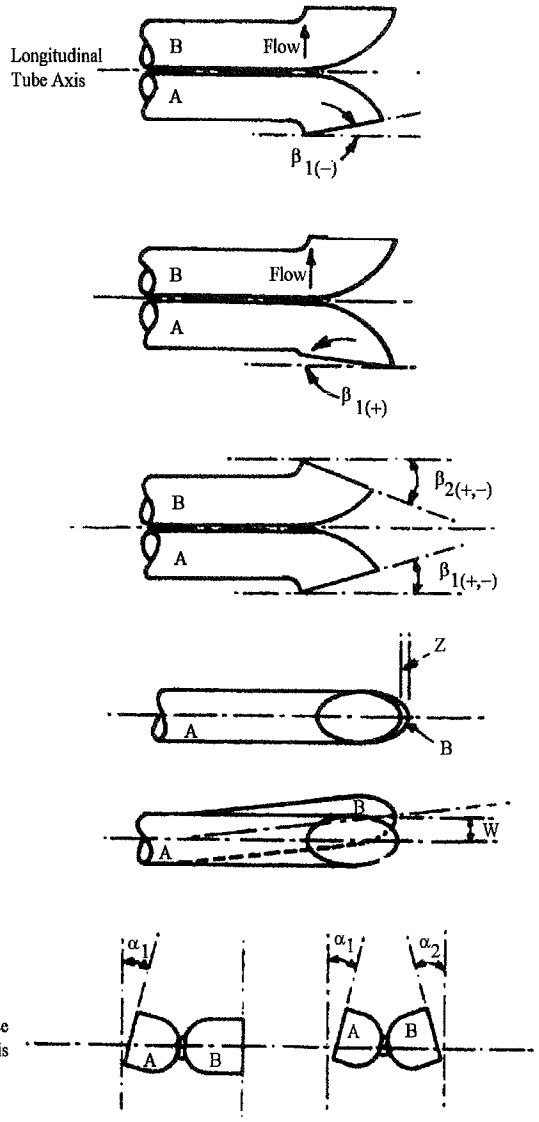

Y	level?	Y
N	obstructions?	N
N	damaged?	N
1	$-10° < a_1 < +10°$	1
2	$-10° < a_2 < +10°$	2
1	$-5° < b_1 < +5°$	1
3	$-5° < b_2 < +5°$	3
1	Y	1
1	Θ	1
0.740	A	0.740
0.370	$0.2625 < P_A < 0.375$	0.370
0.370	$0.2625 < P_B < 0.375$	0.370
0.250	$0.1875 \leq D_t \leq 0.375$	0.250
0.013	A tan g < 0.125"	0.013
0.01292	A tan q < 0.03125"	0.01292
TRUE	$P_A = P_B$ +/- 0.063	TRUE
PASS	**PASS/FAIL**	PASS

Comments: 3' M2 S-type pitot, 1" sheath with 1/4" tips and a K type thermouple

Pitot tube/probe number 024234 meets or exceeds all specifications and criteria and/or applicable design features (per 40CFR60 Appendix A; Method 2) and is heareby assigned a pitot tube calibration factor of 0.84.

CAL-SPITOT-WORKBOOK-200T-REV1

Signature:

Date: 3-16-20

MONTROSE

Thermocouple Calibration Data Form

Thermocouple ID: 024234
Calibrator: N. Sekulic
Reference Thermometer: Fluke 51 SN40430089WS

	Pretest	Post-test
Date:	10/8/2019	3/16/2020
Barometric:	29.38	29.47

Pre-Test

Reference Point	Reference Source	NIST Traceable Thermometer Temp. (F)	Working Thermocouple Temp. (F)	Difference (%)
T.C	Ice Water	34.1	33.7	0.08
	Ambient	64.9	66.5	-0.30
	Heat Source	294.7	297.9	-0.42

Post-Test

Reference Point	Reference Source	Reference Thermometer Temp. (F)	Working Thermocouple Temp. (F)	Difference (%)
T.C	Ice Water	34.3	33.6	0.14
	Ambient	68.4	68.5	-0.02
	Heat Source	293.9	294.3	-0.05

a (temp. diff.) = (ref.temp + 460) - (Thermo. temp. + 460) / (ref. temp. +460) x 100
Where $-1.5 < a < 1.5$

Signature 
Date 3-16-20

CAL-T/C-TEMPLATE-201T-REV2

MONTROSE

Pitot Tube Inspection Data

::

Date:	Pre-Test 7/15/2019		Date:	Post-Test 3/16/2020
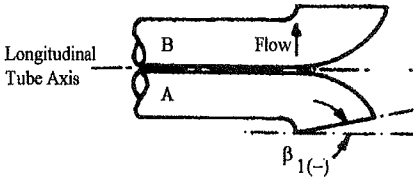	Y	level?		Y
	N	obstructions?		N
	Y	damaged?		N
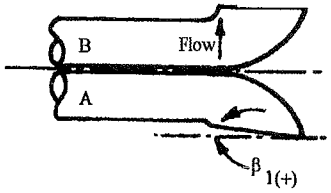	0	$-10° < a_1 < +10°$		0
	3	$-10° < a_2 < +10°$		1
	4	$-5° < b_1 < +5°$		1
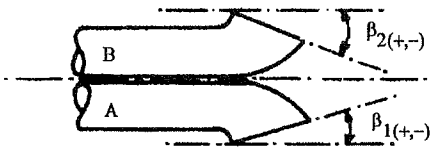	4	$-5° < b_2 < +5°$		1
	3	Y		3
	0	Θ		0
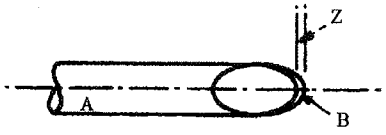	0.630	A		0.539
	0.365	$0.2625 < P_A < 0.375$		0.365
	0.365	$0.2625 < P_B < 0.375$		0.365
	0.250	$0.1875 \leq D_t \leq 0.375$		0.250
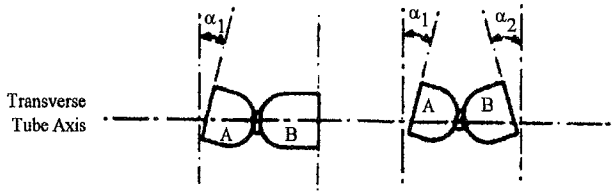	0.033	A tan g < 0.125"		0.028
	0.00000	A tan q < 0.03125"		0.00000
	TRUE	$P_A = P_B$ +/- 0.063		TRUE
	PASS	PASS/FAIL		PASS

Comments: 3' M2 S-type pitot with 1/4" tips and a K type thermouple

Pitot tube/probe number 5090 meets or exceeds all specifications and criteria and/or applicable design features (per 40CFR60 Appendix A; Method 2) and is heareby assigned a pitot tube calibration factor of 0.84.

CAL-SPITOT-WORKBOOK-200T-REV1

Signature:

Date: 7-6-20

MONTROSE

Thermocouple Calibration Data Form

Thermocouple ID: 5090
Calibrator: N. Sekulic
Reference Thermometer: Fluke 51 SN40430089WS

	Pretest	Post-test
Date:	7/15/2019	3/16/2020
Barometric:	29.14	29.47

	Reference Point	Reference Source	NIST Traceable Thermometer Temp. (F)	Working Thermocouple Temp. (F)	Difference (%)
Pre-Test	T.C	Ice Water	34.7	34.2	0.10
		Ambient	79.7	81.1	-0.26
		Heat Source	297.0	298.1	-0.15

	Reference Point	Reference Source	Reference Thermometer Temp. (F)	Working Thermocouple Temp. (F)	Difference (%)
Post-Test	T.C	Ice Water	34.3	34.6	-0.06
		Ambient	68.4	69.9	-0.28
		Heat Source	293.9	295.6	-0.23

a (temp. diff.) = (ref.temp + 460) - (Thermo. temp. + 460) / (ref. temp. +460) x 100
Where $-1.5 < a < 1.5$

Signature
Date 3-16-20

CAL-T/C-TEMPLATE-201T-REV2

Airgas
an Air Liquide company

Airgas USA, LLC
12722 S. Wentworth Ave.
Chicago, IL 60628
Airgas.com

CERTIFICATE OF ANALYSIS

Grade of Product: EPA Protocol

Part Number:	E04NI83E15A0023	Reference Number:	54-401407034-1
Cylinder Number:	CC173097	Cylinder Volume:	147.5 CF
Laboratory:	124 - Chicago (SAP) - IL	Cylinder Pressure:	2015 PSIG
PGVP Number:	B12019	Valve Outlet:	590
Gas Code:	CO,CO2,O2,BALN	Certification Date:	Jan 28, 2019

Expiration Date: Jan 28, 2027

Certification performed in accordance with "EPA Traceability Protocol for Assay and Certification of Gaseous Calibration Standards (May 2012)" document EPA 600/R-12/531, using the assay procedures listed. Analytical Methodology does not require correction for analytical interference. This cylinder has a total analytical uncertainty as stated below with a confidence level of 95%. There are no significant impurities which affect the use of this calibration mixture. All concentrations are on a volume/volume basis unless otherwise noted.

Do Not Use This Cylinder below 100 psig, i.e. 0.7 megapascals.

ANALYTICAL RESULTS

Component	Requested Concentration	Actual Concentration	Protocol Method	Total Relative Uncertainty	Assay Dates
CARBON MONOXIDE	18.00 PPM	18.28 PPM	G1	+/- 0.9% NIST Traceable	01/28/2019
CARBON DIOXIDE	4.000 %	3.958 %	G1	+/- 0.9% NIST Traceable	01/28/2019
OXYGEN	12.00 %	12.04 %	G1	+/- 1.0% NIST Traceable	01/28/2019
NITROGEN	Balance			-	

CALIBRATION STANDARDS

Type	Lot ID	Cylinder No	Concentration	Uncertainty	Expiration Date
NTRM	150102	KAL004878	24.35 PPM CARBON MONOXIDE/NITROGEN	+/- 0.3%	Sep 04, 2021
NTRM	10060138	CC308178	5.027 % CARBON DIOXIDE/NITROGEN	+/- 0.4%	Dec 02, 2021
NTRM	98051019	SG9168269BAL	12.05 % OXYGEN/NITROGEN	+/- 0.7%	Dec 14, 2023

ANALYTICAL EQUIPMENT

Instrument/Make/Model	Analytical Principle	Last Multipoint Calibration
CO2-1 HORIBA VIA-510 V1E3H7P5	NDIR	Jan 09, 2019
CO-1 SIEMENS ULTRAMAT 6E N1J5700	NDIR	Jan 17, 2019
O2-1 HORIBA MPA-510 3VUYL9NR	Paramagnetic	Jan 21, 2019

Triad Data Available Upon Request

Signature on file

Airgas
an Air Liquide company

Airgas USA, LLC
12722 S. Wentworth Ave.
Chicago, IL 60628
Airgas.com

CERTIFICATE OF ANALYSIS

Grade of Product: EPA Protocol

Part Number:	E04NI83E15A0023	Reference Number:	54-401407034-1
Cylinder Number:	CC259530	Cylinder Volume:	147.5 CF
Laboratory:	124 - Chicago (SAP) - IL	Cylinder Pressure:	2015 PSIG
PGVP Number:	B12019	Valve Outlet:	590
Gas Code:	CO,CO2,O2,BALN	Certification Date:	Jan 28, 2019

Expiration Date: Jan 28, 2027

Certification performed in accordance with "EPA Traceability Protocol for Assay and Certification of Gaseous Calibration Standards (May 2012)" document EPA 600/R-12/531, using the assay procedures listed. Analytical Methodology does not require correction for analytical interference. This cylinder has a total analytical uncertainty as stated below with a confidence level of 95%. There are no significant impurities which affect the use of this calibration mixture. All concentrations are on a volume/volume basis unless otherwise noted.

Do Not Use This Cylinder below 100 psig, i.e. 0.7 megapascals.

ANALYTICAL RESULTS

Component	Requested Concentration	Actual Concentration	Protocol Method	Total Relative Uncertainty	Assay Dates
CARBON MONOXIDE	18.00 PPM	18.30 PPM	G1	+/- 1.1% NIST Traceable	01/28/2019
CARBON DIOXIDE	4.000 %	3.993 %	G1	+/- 0.8% NIST Traceable	01/28/2019
OXYGEN	12.00 %	12.11 %	G1	+/- 1.0% NIST Traceable	01/28/2019
NITROGEN	Balance			-	

CALIBRATION STANDARDS

Type	Lot ID	Cylinder No	Concentration	Uncertainty	Expiration Date
NTRM	150102	KAL004878	24.35 PPM CARBON MONOXIDE/NITROGEN	+/- 0.3%	Sep 04, 2021
NTRM	10060138	CC308178	5.027 % CARBON DIOXIDE/NITROGEN	+/- 0.4%	Dec 02, 2021
NTRM	98051019	SG9168269BAL	12.05 % OXYGEN/NITROGEN	+/- 0.7%	Dec 14, 2023

ANALYTICAL EQUIPMENT

Instrument/Make/Model	Analytical Principle	Last Multipoint Calibration
CO2-1 HORIBA VIA-510 V1E3H7P5	NDIR	Jan 09, 2019
CO-1 SIEMENS ULTRAMAT 6E N1J5700	NDIR	Jan 17, 2019
O2-1 HORIBA MPA-510 3VUYL9NR	Paramagnetic	Jan 21, 2019

Triad Data Available Upon Request

Signature on file
Approved for Release

PRAXAIR
Making our planet more productive

DocNumber: 253489

Praxair Distribution, Inc.
6055 Brent Drive
Toledo OH 43611
Tel: +1 (419) 729-7732
Fax: +1 (419) 729-2411
PGVP ID: F12019

CERTIFICATE OF ANALYSIS / EPA PROTOCOL GAS

Customer & Order Information

PRAXAIR PKG HILLSIDE IL HS
12000 ROOSEVELT RD
HILLSIDE IL 60162-2004

Certificate Issuance Date: 06/19/2019
Praxair Order Number: 70978732
Part Number: NI CD22.5O5E-AS
Customer PO Number: 78962053

Fill Date: 05/17/2019
Lot Number: 700019137F5
Cylinder Style & Outlet: AS CGA 590
Cylinder Pressure and Volume: 2000 psig 140 ft3

Certified Concentration

ProSpec EZ Cert

Expiration Date:	06/19/2027	NIST Traceable
Cylinder Number:	EB0033448	Expanded Uncertainty
22.4 %	Carbon dioxide	± 1.3 %
22.4 %	Oxygen	± 0.1 %
Balance	Nitrogen	

Certification Information:

Certification Date: 06/19/2019 *Term:* 96 Months *Expiration Date:* 06/19/2027

This cylinder was certified according to the 2012 EPA Traceability Protocol, Document #EPA-600/R-12/531, using Procedure G2.

Do Not Use this Standard if Pressure is less than 100 PSIG.

O2 responses have been corrected for CO2 interference.

Analytical Data:

(R=Reference Standard, Z=Zero Gas, C=Gas Candidate)

1. *Component:* Carbon dioxide

Requested Concentration: 22.5 %
Certified Concentration: 22.4 %
Instrument Used: MKS 2031
Analytical Method: FTIR
Last Multipoint Calibration: 06/19/2019

First Analysis Data:						Date	06/19/2019
Z:	0	R:	11.82	C:	13.12	Conc:	22.4
R:	11.83	Z:	0	C:	13.15	Conc:	22.4
Z:	0	C:	13.14	R:	11.84	Conc:	22.4
UOM:	ppm				Mean Test Assay:		22.4 %

Reference Standard: Type / Cylinder #: GMIS / EB0101485
Concentration / Uncertainty: 20.17 % ±0.238%
Expiration Date: 01/13/2026
Traceable to: SRM # / Sample # / Cylinder #: PRM# 3222577.01 / n/a / FF27613
SRM Concentration / Uncertainty: 20.008% / ±0.02%
SRM Expiration Date: 04/01/2020

Second Analysis Data:						Date	
Z:	0	R:	0	C:	0	Conc:	0
R:	0	Z:	0	C:	0	Conc:	0
Z:	0	C:	0	R:	0	Conc:	0
UOM:	ppm				Mean Test Assay:		%

2. *Component:* Oxygen

Requested Concentration: 22.5 %
Certified Concentration: 22.4 %
Instrument Used: Servomex 575
Analytical Method: Paramagnetic
Last Multipoint Calibration: 06/10/2019

First Analysis Data:						Date	06/19/2019
Z:	0	R:	22.5	C:	22.4	Conc:	22.4
R:	22.5	Z:	0	C:	22.4	Conc:	22.4
Z:	0	C:	22.4	R:	22.5	Conc:	22.4
UOM:	%				Mean Test Assay:		22.4 %

Reference Standard: Type / Cylinder #: GMIS / CC243760
Concentration / Uncertainty: 22.5 % ±0.1%
Expiration Date: 11/17/2025
Traceable to: SRM # / Sample # / Cylinder #: 2659a / 71-D-04 / CAL015785
SRM Concentration / Uncertainty: 20.72 / ±0.043%
SRM Expiration Date: 08/23/2021

Second Analysis Data:						Date	
Z:	0	R:	0	C:	0	Conc:	0
R:	0	Z:	0	C:	0	Conc:	0
Z:	0	C:	0	R:	0	Conc:	0
UOM:	%				Mean Test Assay:		%

Analyzed By Mike Monnette

Certified By Edward E Zucal

Information contained herein has been prepared at your request by qualified experts within Praxair Distribution, Inc. While we believe that the information is accurate within the limits of the analytical methods employed and is complete to the extent of the specific analyses performed, we make no warranty or representation as to the suitability of the use of the information for any purpose. The information is offered with the understanding that any use of the information is at the sole discretion and risk of the user. In no event shall the liability of Praxair Distribution, Inc., arising out of the use of the information contained herein exceed the fee established for providing such information.

PRAXAIR

Praxair Distribution, Inc,
6055 Brent Drive
Toledo, OH 43611
Tel: (419) 729-7732 Fax:(419) 729-2411
PGVP ID: F12017

DocNumber: 000021552

CERTIFICATE OF ANALYSIS / EPA PROTOCOL GAS

Customer & Order Information:

PRAXAIR PKG HILLSIDE IL HS
12000 ROOSEVELT RD
HILLSIDE IL 60162

Praxair Order Number: 70229221
Customer P. O. Number:
Customer Reference Number:

Fill Date: 3/16/2017
Part Number: NI CD22.5O5E-AS
Lot Number: 70001707579
Cylinder Style & Outlet: AS CGA 590
Cylinder Pressure & Volume: 2000 psig 140 cu. ft.

Certified Concentration:

Expiration Date:		**3/28/2025**	NIST Traceable
Cylinder Number:		**EB0029604**	Analytical Uncertainty:
22.5	**%**	**CARBON DIOXIDE**	± 0.6 %
22.5	**%**	**OXYGEN**	± 0.4 %
	Balance	**NITROGEN**	

Certifcation Information: *Certification Date:* 3/28/2017 *Term:* 96 Months *Expiration Date:* 3/28/2025

This cylinder was certified according to the 2012 EPA Traceability Protocol, Document #EPA-600/R-12/531, using Procedure G1.
Do Not Use this Standard if Pressure is less than 100 PSIG.

Analytical Data: *(R=Reference Standard, Z=Zero Gas, C=Gas Candidate)*

1. Component: CARBON DIOXIDE

Requested Concentration: 22.5 %
Certified Concentration: 22.5 %
Instrument Used: MKS 2030
Analytical Method: FOURIER-TRANSFORM INFRAR
Last Multipoint Calibration: 3/13/2017

Reference Standard Type: GMIS
Ref. Std. Cylinder # : EB0004033
Ref. Std. Conc: 20.17%
Ref. Std. Traceable to SRM # : 2745
SRM Sample # : 9-C-03
SRM Cylinder # : CAL016000

First Analysis Data:						Date:	3/28/2017
Z:	0	R:	14.64	C:	16.3	Conc:	22.457
R:	14.64	Z:	0	C:	16.3	Conc:	22.457
Z:	0	C:	16.3	R:	14.64	Conc:	22.457
UOM:	%			Mean Test Assay:			22.457 %

Second Analysis Data:						Date:	
Z:	0	R:	0	C:	0	Conc:	0
R:	0	Z:	0	C:	0	Conc:	0
Z:	0	C:	0	R:	0	Conc:	0
UOM:	%			Mean Test Assay:			0 %

2. Component: OXYGEN

Requested Concentration: 22.5 %
Certified Concentration: 22.5 %
Instrument Used: Servomex 575
Analytical Method: Paramagnetic
Last Multipoint Calibration: 3/25/2017

Reference Standard Type: GMIS
Ref. Std. Cylinder # : CC173274
Ref. Std. Conc: 21.55
Ref. Std. Traceable to SRM # : 2659a
SRM Sample # : 71-D-04
SRM Cylinder # : CAL015785

First Analysis Data:						Date:	3/28/2017
Z:	0	R:	21.55	C:	22.5	Conc:	22.5
R:	21.55	Z:	0	C:	22.5	Conc:	22.5
Z:	0	C:	22.5	R:	21.55	Conc:	22.5
UOM:	%			Mean Test Assay:			22.5 %

Second Analysis Data:						Date:	
Z:	0	R:	0	C:	0	Conc:	0
R:	0	Z:	0	C:	0	Conc:	0
Z:	0	C:	0	R:	0	Conc:	0
UOM:	%			Mean Test Assay:			0 %

Analyzed by: Mike Monnette

Certified by: Rolonda Kaywood

Information contained herein has been prepared at your request by qualified experts within Praxair Distribution, Inc. While we believe that the information is accurate within the limits of the analytical methods employed and is complete to the extent of the specific analyses performed, we make no warranty or representation as to the suitability of the use of the information for any purpose. The information is offered with the understanding that any use of the information is at the sole discretion and risk of the user. In no event shall the liability of Praxair Distribution, Inc., arising out of the use of the information contained herein exceed the fee established for providing such information.

PRAXAIR

Praxair Distribution, Inc,
6055 Brent Drive
Toledo, OH 43611
Tel: (419) 729-7732 Fax:(419) 729-2411
PGVP ID: F12016

DocNumber: 000015929

CERTIFICATE OF ANALYSIS / EPA PROTOCOL GAS

Customer & Order Information:

PRAXAIR PKG HILLSIDE IL HS
12000 ROOSEVELT RD
HILLSIDE IL 60162

Praxair Order Number: 70073492
Customer P. O. Number:
Customer Reference Number:

Fill Date: 6/2/2016
Part Number: NI CO900E-AS
Lot Number: 0602UA16
Cylinder Style & Outlet: AS CGA 350
Cylinder Pressure & Volume: 2000 psig 140 cu. ft.

Certified Concentration:

Expiration Date:		6/13/2024	NIST Traceable
Cylinder Number:		EB0083117	Analytical Uncertainty:
889	ppm	CARBON MONOXIDE	± 0.4 %
Balance		NITROGEN	

Certifcation Information: *Certification Date:* 6/13/2016 *Term:* 96 Months *Expiration Date:* 6/13/2024

This cylinder was certified according to the 2012 EPA Traceability Protocol, Document #EPA-600/R-12/531, using Procedure G1.
Do Not Use this Standard if Pressure is less than 100 PSIG.

Analytical Data: *(R=Reference Standard, Z=Zero Gas, C=Gas Candidate)*

1. Component: CARBON MONOXIDE

Requested Concentration: 900 ppm
Certified Concentration: 889 ppm
Instrument Used: Horiba VA-3000
Analytical Method: NDIR
Last Multipoint Calibration: 5/25/2016

First Analysis Data:						Date:	6/13/2016
Z:	0	R:	1041	C:	893	Conc:	889
R:	1042	Z:	0	C:	893	Conc:	889
Z:	0	C:	894	R:	1042	Conc:	890
UOM:	PPM			Mean Test Assay:			889.33 PPM

Reference Standard Type: GMIS
Ref. Std. Cylinder # : CC134263
Ref. Std. Conc: 1037 PPM
Ref. Std. Traceable to SRM # : 1681B
SRM Sample # : 1-K-42
SRM Cylinder # : CAL015913

Second Analysis Data:						Date:	
Z:	0	R:	0	C:	0	Conc:	0
R:	0	Z:	0	C:	0	Conc:	0
Z:	0	C:	0	R:	0	Conc:	0
UOM:	PPM			Mean Test Assay:			0 PPM

Analyzed by: for Edward E Zucal

Certified by: Rolonda Kaywood

Information contained herein has been prepared at your request by qualified experts within Praxair Distribution, Inc. While we believe that the information is accurate within the limits of the analytical methods employed and is complete to the extent of the specific analyses performed, we make no warranty or representation as to the suitability of the use of the information for any purpose. The information is offered with the understanding that any use of the information is at the sole discretion and risk of the user. In no event shall the liability of Praxair Distribution, Inc., arising out of the use of the information con tained herein exceed the fee established for providing such information.

PRAXAIR

Praxair Distribution, Inc,
6055 Brent Drive
Toledo, OH 43611
Tel: (419) 729-7732 Fax:(419) 729-2411
PGVP ID: FI2016

DocNumber: 000017313

CERTIFICATE OF ANALYSIS / EPA PROTOCOL GAS

Customer & Order Information:

PRAXAIR PKG HILLSIDE IL HS
12000 ROOSEVELT RD
HILLSIDE IL 60162

Praxair Order Number: 70103811
Customer P. O. Number:
Customer Reference Number:

Fill Date: 8/22/2016
Part Number: NI CO900E-AS
Lot Number: 0822GC16
Cylinder Style & Outlet: AS CGA 350
Cylinder Pressure & Volume: 2000 psig 140 cu. ft.

Certified Concentration:

Expiration Date:	8/26/2024		NIST Traceable
Cylinder Number:	EB0019274		Analytical Uncertainty:
907	ppm	CARBON MONOXIDE	± 0.3 %
Balance		NITROGEN	

Certifcation Information: *Certification Date:* 8/26/2016 *Term:* 96 Months *Expiration Date:* 8/26/2024

This cylinder was certified according to the 2012 EPA Traceability Protocol, Document #EPA-600/R-12/531, using Procedure G1.
Do Not Use this Standard if Pressure is less than 100 PSIG.

Analytical Data: *(R=Reference Standard, Z=Zero Gas, C=Gas Candidate)*

1. Component: CARBON MONOXIDE

Requested Concentration: 900 ppm
Certified Concentration: 907 ppm
Instrument Used: Horiba VA-3000
Analytical Method: NDIR
Last Multipoint Calibration: 8/23/2016

First Analysis Data:						Date:	8/26/2016
Z: 0	R: 1037	C: 909	Conc: 907.25				
R: 1037	Z: 0	C: 909	Conc: 907.25				
Z: 0	C: 909	R: 1037	Conc: 907.25				
UOM: PPM			Mean Test Assay:	907.25 PPM			

Reference Standard Type: GMIS
Ref. Std. Cylinder # : DT0005038
Ref. Std. Conc: 1035 PPM
Ref. Std. Traceable to SRM # : 1681B
SRM Sample # : 1-K-42
SRM Cylinder # : CAL015913

Second Analysis Data:						Date:	
Z: 0	R: 0	C: 0	Conc: 0				
R: 0	Z: 0	C: 0	Conc: 0				
Z: 0	C: 0	R: 0	Conc: 0				
UOM: PPM			Mean Test Assay:	0 PPM			

Analyzed by: Jesse Glass

Certified by: Rolonda Kaywood

Information contained herein has been prepared at your request by qualified experts within Praxair Distribution, Inc. While we believe that the information is accurate within the limits of the analytical methods employed and is complete to the extent of the specific analyses performed, we make no warranty or representation as to the suitability of the use of the information for any purpose. The information is offered with the understanding that any use of the information is at the sole discretion and risk of the user. In no event shall the liability of Praxair Distribution, Inc., arising out of the use of the information con tained herein exceed the fee established for providing such information.

Airgas
an Air Liquide company

Airgas USA, LLC
1601 Nicholas Blvd
Elk Grove, IL 60007
Airgas.com

CERTIFICATE OF ANALYSIS

Grade of Product: PRIMARY STANDARD

Part Number:	X02NI99P15A4784	Reference Number:	136-401614332-1
Cylinder Number:	CC210851	Cylinder Volume:	144.3 CF
Laboratory:	192 - Elk Grove (SAP) - IL	Cylinder Pressure:	2015 PSIG
Analysis Date:	Oct 03, 2019	Valve Outlet:	350
Lot Number:	136-401614332-1		

Expiration Date: Oct 03, 2027

Primary Standard Gas Mixtures are traceable to N.I.S.T. weights and/or N.I.S.T. Gas Mixture reference materials.

ANALYTICAL RESULTS

Component	Req Conc	Actual Concentration (Mole %)	Analytical Uncertainty
METHANE	100.0 PPM	100.0 PPM	+/- 1%
NITROGEN	Balance		

Approved for Release

Airgas
an Air Liquide company

Airgas USA, LLC
12722 S. Wentworth Ave.
Chicago, IL 60628
Airgas.com

CERTIFICATE OF ANALYSIS

Grade of Product: CERTIFIED STANDARD-SPEC

Part Number:	X03NI99C15A0196	Reference Number:	54-401547522-1
Cylinder Number:	CC220347	Cylinder Volume:	144.4 CF
Laboratory:	124 - Chicago (SAP) - IL	Cylinder Pressure:	2015 PSIG
Analysis Date:	Aug 01, 2019	Valve Outlet:	350
Lot Number:	54-401547522-1		

Expiration Date: Aug 01, 2022

Product composition verified by direct comparison to calibration standards traceable to N.I.S.T. weights and/or N.I.S.T. Gas Mixture reference materials.

ANALYTICAL RESULTS

Component	Req Conc	Actual Concentration (Mole %)	Analytical Uncertainty
SULFUR HEXAFLUORIDE	5.000 PPM	4.860 PPM	+/- 5%
ETHYLENE	100.0 PPM	100.4 PPM	+/- 2%
NITROGEN	Balance		

Signature on file

Approved For Release

Airgas
an Air Liquide company

Airgas Specialty Gases
Airgas USA, LLC
6141 Easton Road
Bldg 1
Plumsteadville, PA 18949
Airgas.com

CERTIFICATE OF ANALYSIS

Grade of Product: CERTIFIED HYDROCARBON

Part Number:	X03NI99C15A0182	Reference Number:	160-401642718-1
Cylinder Number:	CC457831	Cylinder Volume:	144.4 CF
Laboratory:	124 - Plumsteadville - PA	Cylinder Pressure:	2015 PSIG
Analysis Date:	Nov 11, 2019	Valve Outlet:	350
Lot Number:	160-401642718-1	Expiration Date:	Nov 11, 2021

Traceability Statement: Hydrocarbon Process standards are NIST traceable either directly by weight or by comparison to Airgas laboratory standards that are directly NIST traceable by weight.

CERTIFIED CONCENTRATIONS

Component	Requested Concentration	Reported Mole %	Accuracy
SULFUR HEXAFLUORIDE	5.000 PPM	5.100 PPM	+/- 5%
ETHYLENE OXIDE	100.0 PPM	98.34 PPM	+/- 2%
NITROGEN	99.99 %	99.989656 %	+/- 2%

Approved for Release

Airgas
an Air Liquide company

Airgas Specialty Gases
Airgas USA, LLC
12722 S. Wentworth Ave.
Chicago, IL 60628
Airgas.com

CERTIFICATE OF ANALYSIS

Grade of Product: CERTIFIED STANDARD-SPEC

Part Number:	X03NI99C15A0196	Reference Number:	54-401684590-1
Cylinder Number:	ALM-024437	Cylinder Volume:	144.4 CF
Laboratory:	124 - Chicago (SAP) - IL	Cylinder Pressure:	2015 PSIG
Analysis Date:	Jan 17, 2020	Valve Outlet:	350
Lot Number:	54-401684590-1		

Expiration Date: Jan 17, 2023

Product composition verified by direct comparison to calibration standards traceable to N.I.S.T. weights and/or N.I.S.T. Gas Mixture reference materials.

ANALYTICAL RESULTS

Component	Req Conc	Actual Concentration (Mole %)	Analytical Uncertainty
SULFUR HEXAFLUORIDE	5.000 PPM	5.200 PPM	+/- 5%
ETHYLENE	100.0 PPM	103.5 PPM	+/- 2%
NITROGEN	Balance		

Approved for Release

Airgas
an Air Liquide company

Airgas Specialty Gases
Airgas USA, LLC
6141 Easton Road
Bldg 1
Plumsteadville, PA 18949
Airgas.com

CERTIFICATE OF ANALYSIS

Grade of Product: CERTIFIED HYDROCARBON

Part Number:	X03NI99C15A0182	Reference Number:	160-401642718-1
Cylinder Number:	CC22218	Cylinder Volume:	144.4 CF
Laboratory:	124 - Plumsteadville - PA	Cylinder Pressure:	2015 PSIG
Analysis Date:	Nov 11, 2019	Valve Outlet:	350
Lot Number:	160-401642718-1	Expiration Date:	Nov 11, 2021

Traceability Statement: Hydrocarbon Process standards are NIST traceable either directly by weight or by comparison to Airgas laboratory standards that are directly NIST traceable by weight.

CERTIFIED CONCENTRATIONS

Component	Requested Concentration	Reported Mole %	Accuracy
SULFUR HEXAFLUORIDE	5.000 PPM	5.024 PPM	+/- 5%
ETHYLENE OXIDE	100.0 PPM	100.0 PPM	+/- 2%
NITROGEN	99.99 %	99.989493 %	+/- 2%

Approved for Release

Airgas
an Air Liquide company

Airgas USA, LLC
6141 Easton Road
Bldg 1
Plumsteadville, PA 18949
Airgas.com

CERTIFICATE OF ANALYSIS

Grade of Product: CERTIFIED STANDARD-SPEC

Customer:	MONTROSE ENVIRONMENTAL GROUP		
Part Number:	X03NI99C15A02L8	Reference Number:	160-401614334-1
Cylinder Number:	EB0113081	Cylinder Volume:	144.4 CF
Laboratory:	124 - Plumsteadville - PA	Cylinder Pressure:	2015 PSIG
Analysis Date:	Oct 15, 2019	Valve Outlet:	350SS
Lot Number:	160-401614334-1		

Expiration Date: Oct 15, 2020

Product composition verified by direct comparison to calibration standards traceable to N.I.S.T. weights and/or N.I.S.T. Gas Mixture reference materials.

ANALYTICAL RESULTS

Component	Req Conc	Actual Concentration (Mole %)	Analytical Uncertainty
ETHYLENE OXIDE	2.000 PPM	2.103 PPM	+/- 5%
ETHANE	500.0 PPM	503.1 PPM	+/- 2%
NITROGEN	Balance		

Approved for Release

Airgas
an Air Liquide company

Airgas USA, LLC
6141 Easton Road
Bldg 1
Plumsteadville, PA 18949
Airgas.com

CERTIFICATE OF ANALYSIS

Grade of Product: CERTIFIED STANDARD-SPEC

Customer:	MONTROSE ENVIRONMENTAL GROUP		
Part Number:	X03NI99C15A02L8	Reference Number:	160-401614334-1
Cylinder Number:	EB0113081	Cylinder Volume:	144.4 CF
Laboratory:	124 - Plumsteadville - PA	Cylinder Pressure:	2015 PSIG
Analysis Date:	Oct 15, 2019	Valve Outlet:	350SS
Lot Number:	160-401614334-1		

Expiration Date: Oct 15, 2020

Product composition verified by direct comparison to calibration standards traceable to N.I.S.T. weights and/or N.I.S.T. Gas Mixture reference materials.

ANALYTICAL RESULTS

Component	Req Conc	Actual Concentration (Mole %)	Analytical Uncertainty
ETHYLENE OXIDE	2.000 PPM	2.103 PPM	+/- 5%
ETHANE	500.0 PPM	503.1 PPM	+/- 2%
NITROGEN	Balance		

Approved for Release

Airgas
an Air Liquide company

Airgas Specialty Gases
Airgas USA, LLC
6141 Easton Road
Bldg 1
Plumsteadville, PA 18949
Airgas.com

CERTIFICATE OF ANALYSIS

Grade of Product: CERTIFIED STANDARD-SPEC

Part Number:	X03NI99C15A02L8	Reference Number:	160-401719949-1
Cylinder Number:	CC717111	Cylinder Volume:	144.4 CF
Laboratory:	124 - Plumsteadville - PA	Cylinder Pressure:	2015 PSIG
Analysis Date:	Feb 10, 2020	Valve Outlet:	350SS
Lot Number:	160-401719949-1		

Expiration Date: Feb 10, 2021

Product composition verified by direct comparison to calibration standards traceable to N.I.S.T. weights and/or N.I.S.T. Gas Mixture reference materials.

ANALYTICAL RESULTS

Component	Req Conc	Actual Concentration (Mole %)	Analytical Uncertainty
ETHYLENE OXIDE	2.000 PPM	2.286 PPM	+/- 5%
ETHANE	500.0 PPM	513.9 PPM	+/- 2%
NITROGEN	Balance		

Notes: PO number: PO1045833

Approved for Release

Airgas
an Air Liquide company

Airgas Specialty Gases
Airgas USA, LLC
6141 Easton Road
Bldg 1
Plumsteadville, PA 18949
Airgas.com

CERTIFICATE OF ANALYSIS

Grade of Product: CERTIFIED HYDROCARBON

Part Number:	X03NI99C15A0182	Reference Number:	160-401642718-1
Cylinder Number:	CC445315	Cylinder Volume:	144.4 CF
Laboratory:	124 - Plumsteadville - PA	Cylinder Pressure:	2015 PSIG
Analysis Date:	Nov 11, 2019	Valve Outlet:	350
Lot Number:	160-401642718-1	Expiration Date:	Nov 11, 2021

Traceability Statement: Hydrocarbon Process standards are NIST traceable either directly by weight or by comparison to Airgas laboratory standards that are directly NIST traceable by weight.

CERTIFIED CONCENTRATIONS

Component	Requested Concentration	Reported Mole %	Accuracy
SULFUR HEXAFLUORIDE	5.000 PPM	5.059 PPM	+/- 5%
ETHYLENE OXIDE	100.0 PPM	99.57 PPM	+/- 2%
NITROGEN	99.99 %	99.989537 %	+/- 2%

Approved for Release

Airgas
an Air Liquide company

Airgas USA, LLC
6141 Easton Road
Bldg 1
Plumsteadville, PA 18949
Airgas.com

CERTIFICATE OF ANALYSIS

Grade of Product: CERTIFIED STANDARD-SPEC

Customer:	MONTROSE ENVIRONMENTAL GROUP		
Part Number:	X03NI99C15A02T8	Reference Number:	160-401725868-1
Cylinder Number:	SX32969	Cylinder Volume:	144.9 CF
Laboratory:	124 - Plumsteadville - PA	Cylinder Pressure:	2015 PSIG
Analysis Date:	Feb 13, 2020	Valve Outlet:	350
Lot Number:	160-401725868-1		

Expiration Date: Feb 13, 2022

Product composition verified by direct comparison to calibration standards traceable to N.I.S.T. weights and/or N.I.S.T. Gas Mixture reference materials.

ANALYTICAL RESULTS

Component	Req Conc	Actual Concentration (Mole %)	Analytical Uncertainty
SULFUR HEXAFLUORIDE	10.00 PPM	10.05 PPM	+/- 5%
ETHYLENE OXIDE	5000 PPM	5076 PPM	+/- 2%
NITROGEN	Balance		

Approved for Release

APPENDIX G
TEST PROGRAM QUALIFICATIONS

STAC STACK TESTING ACCREDITATION COUNCIL

A2LA American Association for Laboratory Accreditation

Accredited Air Emission Testing Body

A2LA has accredited

MONTROSE AIR QUALITY SERVICES

In recognition of the successful completion of the joint A2LA and Stack Testing Accreditation Council (STAC) evaluation process, this laboratory is accredited to perform testing activities in compliance with ASTM D7036:2004 - Standard Practice for Competence of Air Emission Testing Bodies.

Presented this 11th day of February 2020.

Vice President, Accreditation Services
For the Accreditation Council
Certificate Number 3925.01
Valid to February 28, 2022

This accreditation program is not included under the A2LA ILAC Mutual Recognition Arrangement.

SOURCE EVALUATION SOCIETY

Qualified Source Testing Individual

LET IT BE KNOWN THAT

WILLIAM C. JAMES

HAS SUCCESSFULLY PASSED A COMPREHENSIVE EXAMINATION AND SATISFIED EXPERIENCE REQUIREMENTS IN ACCORDANCE WITH THE GUIDELINES ISSUED BY THE SES QUALIFIED SOURCE TEST INDIVIDUAL REVIEW BOARD FOR

GASEOUS POLLUTANTS INSTRUMENTAL SAMPLING METHODS

ISSUED THIS 6TH DAY OF MARCH 2019 AND EFFECTIVE UNTIL MARCH 5TH, 2024

Peter R. Westlin, QSTI/QSTO Review Board

Peter S. Pekalnis, QSTI/QSTO Review Board

Tina Sanderson, QSTI/QSTO Review Board

J. Wade Bice, QSTI/QSTO Review Board

Karen D. Kajiya-Mills , QSTI/QSTO Review Board

Bruce Randall QSTI/QSTO Review Board

CERTIFICATE NO. 2009-303

CERTIFICATE OF COMPLETION

Craig James

This document certifies that this individual has passed a comprehensive examination and is now a Qualified Individual (QI) as defined in Section 8.3 of ASTM D7036-04 for the following method(s):

EPA Method 205

Certificate Number: 024-2016-02

DATE OF ISSUE: 7/21/16

Tate Strickler, Accreditation Director

DATE OF EXPIRATION: 7/21/21

MONTROSE ENVIRONMENTAL

CERTIFICATE OF COMPLETION

Craig James

This document certifies that this individual has passed a comprehensive examination and is now a Qualified Individual (QI) as defined in Section 8.3 of ASTM D7036-04 for the following method(s):

EPA Method 320

Certificate Number: 024-2016-03

DATE OF ISSUE: 7/21/16

Tate Strickler

Tate Strickler, Accreditation Director

DATE OF EXPIRATION: 7/21/21

MONTROSE ENVIRONMENTAL

CERTIFICATE OF COMPLETION

William James

This document certifies that this individual has passed a comprehensive examination and is now a Qualified Individual (QI) as defined in Section 8.3 of ASTM D7036-04 for the following method(s):

ASTM Method D6348-12

Certificate Number: 024-2018-45

Tate Strickler, Accreditation Director

DATE OF ISSUE: 12/13/18

DATE OF EXPIRATION: 12/13/23

MONTROSE ENVIRONMENTAL

CERTIFICATE OF COMPLETION

Robert Burton

This document certifies that this individual has passed a comprehensive examination and is now a Qualified Individual (QI) as defined in Section 8.3 of ASTM D7036-04 for the following method(s):

Source Evaluation Society Group 1: *EPA Manual Gas Volume and Flow Measurements and Isokinetic Particulate Sampling Methods*

Certificate Number: 024-2017-25

Tate Strickler, Accreditation Director

DATE OF ISSUE: 3/11/17

DATE OF EXPIRATION: 3/11/22

MONTROSE ENVIRONMENTAL

CERTIFICATE OF COMPLETION

Robert Burton

This document certifies that this individual has passed a comprehensive examination and is now a Qualified Individual (QI) as defined in Section 8.3 of ASTM D7036-04 for the following method(s):

Source Evaluation Society Group 3: *EPA Gaseous Pollutants Instrumental Methods*

Certificate Number: 024-2017-27

Tate Strickler, Accreditation Director

DATE OF ISSUE: 3/11/17

DATE OF EXPIRATION: 3/11/22

MONTROSE ENVIRONMENTAL

CERTIFICATE OF COMPLETION

Robert Burton

This document certifies that this individual has passed a comprehensive examination and is now a Qualified Individual (QI) as defined in Section 8.3 of ASTM D7036-04 for the following method(s):

Source Evaluation Society Group 4: *EPA Hazardous Metals Measurement Methods*

Certificate Number: 024-2017-28

Tate Strickler, Accreditation Director

DATE OF ISSUE: 12/13/14

DATE OF EXPIRATION: 12/13/19

MONTROSE ENVIRONMENTAL

CERTIFICATE OF COMPLETION

Robert Burton

This document certifies that this individual has passed a comprehensive examination and is now a Qualified Individual (QI) as defined in Section 8.3 of ASTM D7036-04 for the following method(s):

EPA Method 205

Certificate Number: 024-2016-13

DATE OF ISSUE: 8/29/16

Tate Strickler, Accreditation Director

DATE OF EXPIRATION: 8/29/21

MONTROSE ENVIRONMENTAL

CERTIFICATE OF COMPLETION

Robert Burton

This document certifies that this individual has passed a comprehensive examination and is now a Qualified Individual (QI) as defined in Section 8.3 of ASTM D7036-04 for the following method(s):

EPA Method 320

Certificate Number: 024-2016-14

DATE OF ISSUE: 8/29/16

DATE OF EXPIRATION: 8/29/21

Tate Strickler, Accreditation Director

MONTROSE ENVIRONMENTAL

CERTIFICATE OF COMPLETION

Robert Burton

This document certifies that this individual has passed a comprehensive examination and is now a Qualified Individual (QI) as defined in Section 8.3 of ASTM D7036-04 for the following method(s):

ASTM D6348-12

Certificate Number: 024-2018-37

Tate Strickler, Accreditation Director

DATE OF ISSUE: 7/31/18

DATE OF EXPIRATION: 7/31/23

MONTROSE ENVIRONMENTAL

SOURCE EVALUATION SOCIETY

Qualified Source Testing Individual

LET IT BE KNOWN THAT

DONALD L. CHAPMAN

HAS SUCCESSFULLY PASSED A COMPREHENSIVE EXAMINATION AND SATISFIED EXPERIENCE REQUIREMENTS IN ACCORDANCE WITH THE GUIDELINES ISSUED BY THE SES QUALIFIED SOURCE TEST INDIVIDUAL REVIEW BOARD FOR

MANUAL GAS VOLUME MEASUREMENTS AND ISOKINETIC PARTICULATE SAMPLING METHODS

ISSUED THIS 31ST DAY OF JANUARY 2018 AND EFFECTIVE UNTIL JANUARY 30TH, 2023

Peter R. Westlin, QSTI/QSTO Review Board

J. Wade Bice, QSTI/QSTO Review Board

Peter S. Pakalnis, QSTI/QSTO Review Board

Karen D. Kajiya-Mills , QSTI/QSTO Review Board

Theresa Lowe, QSTI/QSTO Review Board

Bruce Randall QSTI/QSTO Review Board

CERTIFICATE NO. 2008-141

SOURCE EVALUATION SOCIETY

Qualified Source Testing Individual

LET IT BE KNOWN THAT

DONALD L. CHAPMAN

HAS SUCCESSFULLY PASSED A COMPREHENSIVE EXAMINATION AND SATISFIED EXPERIENCE REQUIREMENTS IN ACCORDANCE WITH THE GUIDELINES ISSUED BY THE SES QUALIFIED SOURCE TEST INDIVIDUAL REVIEW BOARD FOR

MANUAL GASEOUS POLLUTANTS SOURCE SAMPLING METHODS

ISSUED THIS 1ST DAY OF FEBRUARY 2018 AND EFFECTIVE UNTIL JANUARY 31ST, 2023

Peter R. Westlin, QSTI/QSTO Review Board

J. Wade Bice, QSTI/QSTO Review Board

Peter S. Pakalnis, QSTI/QSTO Review Board

Karen D. Kajiya-Mills , QSTI/QSTO Review Board

Theresa Lowe, QSTI/QSTO Review Board

Bruce Randall QSTI/QSTO Review Board

CERTIFICATE NO. 2008-141

SOURCE EVALUATION SOCIETY

Qualified Source Testing Individual

LET IT BE KNOWN THAT

DONALD L. CHAPMAN

HAS SUCCESSFULLY PASSED A COMPREHENSIVE EXAMINATION AND SATISFIED EXPERIENCE REQUIREMENTS IN ACCORDANCE WITH THE GUIDELINES ISSUED BY THE SES QUALIFIED SOURCE TEST INDIVIDUAL REVIEW BOARD FOR

GASEOUS POLLUTANTS INSTRUMENTAL SAMPLING METHODS

ISSUED THIS 31ST DAY OF JANUARY 2018 AND EFFECTIVE UNTIL JANUARY 30TH, 2023

Peter R. Westlin, QSTI/QSTO Review Board

Peter S. Pakalnis, QSTI/QSTO Review Board

Theresa Lowe, QSTI/QSTO Review Board

J. Wada Bice, QSTI/QSTO Review Board

Karen D. Kajiya-Mills , QSTI/QSTO Review Board

Bruce Randall QSTI/QSTO Review Board

CERTIFICATE NO. 2008-141

SOURCE EVALUATION SOCIETY

Qualified Source Testing Individual

LET IT BE KNOWN THAT

DONALD L. CHAPMAN

HAS SUCCESSFULLY PASSED A COMPREHENSIVE EXAMINATION AND SATISFIED EXPERIENCE REQUIREMENTS IN ACCORDANCE WITH THE GUIDELINES ISSUED BY THE SES QUALIFIED SOURCE TEST INDIVIDUAL REVIEW BOARD FOR

HAZARDOUS METALS MEASUREMENT METHODS

ISSUED THIS 6TH DAY OF FEBRUARY 2018 AND EFFECTIVE UNTIL FEBRUARY 5TH, 2023

Peter R. Westlin, QSTI/QSTO Review Board

J. Wade Bice, QSTI/QSTO Review Board

Peter S. Pakeinis, QSTI/QSTO Review Board

Karen D. Kajiya-Mills , QSTI/QSTO Review Board

Theresa Lowe, QSTI/QSTO Review Board

Bruce Randall QSTI/QSTO Review Board

CERTIFICATE NO. 2008-141

CERTIFICATE OF COMPLETION

Don Chapman

This document certifies that this individual has passed a comprehensive examination and is now a Qualified Individual (QI) as defined in Section 8.3 of ASTM D7036-04 for the following method(s):

EPA Method 205

Certificate Number: 024-2016-05

DATE OF ISSUE: 8/17/16

Tate Strickler, Accreditation Director

DATE OF EXPIRATION: 8/17/21

MONTROSE ENVIRONMENTAL

CERTIFICATE OF COMPLETION

Don Chapman

This document certifies that this individual has passed a comprehensive examination and is now a Qualified Individual (QI) as defined in Section 8.3 of ASTM D7036-04 for the following method(s):

EPA Methods 318, 320, 321 & FTIR Protocol

Certificate Number: 024-2017-10

Tate Strickler, Accreditation Director

DATE OF ISSUE: 3/31/17

DATE OF EXPIRATION: 3/31/22

MONTROSE ENVIRONMENTAL

CERTIFICATE OF COMPLETION

Don Chapman

This document certifies that this individual has passed a comprehensive examination and is now a Qualified Individual (QI) as defined in Section 8.3 of ASTM D7036-04 for the following method(s):

EPA Method 320

Certificate Number: 024-2016-06

DATE OF ISSUE: 8/17/16

Tate Strickler, Accreditation Director

DATE OF EXPIRATION: 8/17/21

MONTROSE ENVIRONMENTAL

CERTIFICATE OF COMPLETION

Donald Chapman

This document certifies that this individual has passed a comprehensive examination and is now a Qualified Individual (QI) as defined in Section 8.3 of ASTM D7036-04 for the following method(s):

ASTM D6348-12

Certificate Number: 024-2018-34

Tate Strickler, Accreditation Director

DATE OF ISSUE: 7/26/18

DATE OF EXPIRATION: 7/26/23

MONTROSE ENVIRONMENTAL

CERTIFICATE OF COMPLETION

Jeremy Clark

This document certifies that this individual has passed a comprehensive examination and is now a Qualified Individual (QI) as defined in Section 8.3 of ASTM D7036-04 for the following method(s):

Source Evaluation Society Group 1: *EPA Manual Gas Volume and Flow Measurements and Isokinetic Particulate Sampling Methods*

Certificate Number: 024-2017-21

Tate Strickler, Accreditation Director

DATE OF ISSUE: 3/11/17

DATE OF EXPIRATION: 3/11/22

MONTROSE ENVIRONMENTAL

CERTIFICATE OF COMPLETION

Jeremy Clark

This document certifies that this individual has passed a comprehensive examination and is now a Qualified Individual (QI) as defined in Section 8.3 of ASTM D7036-04 for the following method(s):

Source Evaluation Society Group 2: *EPA Manual Gaseous Pollutants Source Sampling Methods*

Certificate Number: 024-2017-22

Tate Strickler, Accreditation Director

DATE OF ISSUE: 3/11/17

DATE OF EXPIRATION: 3/11/22

MONTROSE ENVIRONMENTAL

CERTIFICATE OF COMPLETION

Jeremy Clark

This document certifies that this individual has passed a comprehensive examination and is now a Qualified Individual (QI) as defined in Section 8.3 of ASTM D7036-04 for the following method(s):

Source Evaluation Society Group 3: *EPA Gaseous Pollutants Instrumental Methods*

Certificate Number: 024-2017-41

Tate Strickler, Accreditation Director

DATE OF ISSUE: 7/15/17

DATE OF EXPIRATION: 7/15/22

MONTROSE ENVIRONMENTAL

CERTIFICATE OF COMPLETION

Jeremy Clark

This document certifies that this individual has passed a comprehensive examination and is now a Qualified Individual (QI) as defined in Section 8.3 of ASTM D7036-04 for the following method(s):

EPA Method 205

Certificate Number: 024-2018-31

Tate Strickler, Accreditation Director

DATE OF ISSUE: 6/29/18

DATE OF EXPIRATION: 6/29/23

MONTROSE ENVIRONMENTAL

CERTIFICATE OF COMPLETION

Jeremy Clark

This document certifies that this individual has passed a comprehensive examination and is now a Qualified Individual (QI) as defined in Section 8.3 of ASTM D7036-04 for the following method(s):

EPA Method 320

Certificate Number: 024-2018-1

Tate Strickler, Accreditation Director

DATE OF ISSUE: 1/3/18

DATE OF EXPIRATION: 1/3/23

MONTROSE ENVIRONMENTAL

CERTIFICATE OF COMPLETION

Jeremy Clark

This document certifies that this individual has passed a comprehensive examination and is now a Qualified Individual (QI) as defined in Section 8.3 of ASTM D7036-04 for the following method(s):

ASTM D6348-12

Certificate Number: 024-2018-36

Tate Strickler, Accreditation Director

DATE OF ISSUE: 7/30/18

DATE OF EXPIRATION: 7/30/23

MONTROSE ENVIRONMENTAL

SOURCE EVALUATION SOCIETY

Qualified Source Testing Individual

LET IT BE KNOWN THAT

STEVEN M. FLAHERTY

HAS SUCCESSFULLY PASSED A COMPREHENSIVE EXAMINATION AND SATISFIED EXPERIENCE REQUIREMENTS IN ACCORDANCE WITH THE GUIDELINES ISSUED BY THE SES QUALIFIED SOURCE TEST INDIVIDUAL REVIEW BOARD FOR

MANUAL GAS VOLUME MEASUREMENTS AND ISOKINETIC PARTICULATE SAMPLING METHODS

ISSUED THIS 15TH DAY OF JULY 2017 AND EFFECTIVE UNTIL JULY 14TH, 2022

Peter R. Westlin, QSTI/QSTO Review Board

Peter S. Pakalnis, QSTI/QSTO Review Board

Therese Lowe, QSTI/QSTO Review Board

J. Wade Bice, QSTI/QSTO Review Board

Karen D. Kajiya-Mills , QSTI/QSTO Review Board

Bruce Randall QSTI/QSTO Review Board

CERTIFICATE NO. 2008-237

SOURCE EVALUATION SOCIETY

Qualified Source Testing Individual

LET IT BE KNOWN THAT

STEVEN M. FLAHERTY

HAS SUCCESSFULLY PASSED A COMPREHENSIVE EXAMINATION AND SATISFIED EXPERIENCE REQUIREMENTS IN ACCORDANCE WITH THE GUIDELINES ISSUED BY THE SES QUALIFIED SOURCE TEST INDIVIDUAL REVIEW BOARD FOR

MANUAL GASEOUS POLLUTANTS SOURCE SAMPLING METHODS

ISSUED THIS 15TH DAY OF JULY 2017 AND EFFECTIVE UNTIL JULY 14TH, 2022

Peter R. Westlin, QSTI/QSTO Review Board

Peter S. Pakalnis, QSTI/QSTO Review Board

Theresa Lowe, QSTI/QSTO Review Board

J. Wade Bice, QSTI/QSTO Review Board

Karen D. Kajiya-Mills , QSTI/QSTO Review Board

Bruce Randall QSTI/QSTO Review Board

CERTIFICATE NO. 2008-237

SOURCE EVALUATION SOCIETY

Qualified Source Testing Individual

LET IT BE KNOWN THAT

STEVEN M. FLAHERTY

HAS SUCCESSFULLY PASSED A COMPREHENSIVE EXAMINATION AND SATISFIED EXPERIENCE REQUIREMENTS IN ACCORDANCE WITH THE GUIDELINES ISSUED BY THE SES QUALIFIED SOURCE TEST INDIVIDUAL REVIEW BOARD FOR

GASEOUS POLLUTANTS INSTRUMENTAL SAMPLING METHODS

ISSUED THIS 15TH DAY OF JULY 2017 AND EFFECTIVE UNTIL JULY 14TH, 2022

Peter R. Westlin, QSTI/QSTO Review Board

Peter S. Pakalnis, QSTI/QSTO Review Board

Theresa Lowe, QSTI/QSTO Review Board

J. Wade Bice, QSTI/QSTO Review Board

Karen D. Kajiya-Mills , QSTI/QSTO Review Board

Bruce Randall QSTI/QSTO Review Board

CERTIFICATE NO. 2008-237

CERTIFICATE OF COMPLETION

Steve Flaherty

This document certifies that this individual has passed a comprehensive examination and is now a Qualified Individual (QI) as defined in Section 8.3 of ASTM D7036-04 for the following method(s):

EPA Method 205

Certificate Number: 024-2016-09

DATE OF ISSUE: 8/17/16

Tate Strickler, Accreditation Director

DATE OF EXPIRATION: 8/17/21

MONTROSE ENVIRONMENTAL

SOURCE EVALUATION SOCIETY

Qualified Source Testing Observer

LET IT BE KNOWN THAT

HENRY M. TAYLOR

HAS SUCCESSFULLY PASSED A COMPREHENSIVE EXAMINATION AND SATISFIED EXPERIENCE REQUIREMENTS IN ACCORDANCE WITH THE GUIDELINES ISSUED BY THE SES QUALIFIED SOURCE TEST INDIVIDUAL REVIEW BOARD FOR

MANUAL GAS VOLUME MEASUREMENTS AND ISOKINETIC PARTICULATE SAMPLING METHODS

ISSUED THIS 7TH DAY OF JANUARY 2020 AND EFFECTIVE UNTIL JANUARY 6TH, 2025

Peter R. Westlin, QSTI/QSTO Review Board

Peter S. Pakalnis, QSTI/QSTO Review Board

Tina Sanderson, QSTI/QSTO Review Board

J. Wade Bice, QSTI/QSTO Review Board

Karen D. Kajiya-Mills , QSTI/QSTO Review Board

Bruce Randall QSTI/QSTO Review Board

CERTIFICATE NO. 2015-872

SOURCE EVALUATION SOCIETY

Qualified Source Testing Observer

LET IT BE KNOWN THAT

HENRY M. TAYLOR

HAS SUCCESSFULLY PASSED A COMPREHENSIVE EXAMINATION AND SATISFIED EXPERIENCE REQUIREMENTS IN ACCORDANCE WITH THE GUIDELINES ISSUED BY THE SES QUALIFIED SOURCE TEST INDIVIDUAL REVIEW BOARD FOR

MANUAL GASEOUS POLLUTANTS SOURCE SAMPLING METHODS

ISSUED THIS 28TH DAY OF JANUARY 2020 AND EFFECTIVE UNTIL JANUARY 27TH, 2025

Peter R. Westlin, QSTI/QSTO Review Board

Peter S. Pakalnis, QSTI/QSTO Review Board

Tina Sanderson, QSTI/QSTO Review Board

J. Wade Bice, QSTI/QSTO Review Board

Karen D. Kajiya-Mills , QSTI/QSTO Review Board

Bruce Randall QSTI/QSTO Review Board

CERTIFICATE NO. 2015-872

SOURCE EVALUATION SOCIETY

Qualified Source Testing Observer

LET IT BE KNOWN THAT

HENRY M. TAYLOR

HAS SUCCESSFULLY PASSED A COMPREHENSIVE EXAMINATION AND SATISFIED EXPERIENCE REQUIREMENTS IN ACCORDANCE WITH THE GUIDELINES ISSUED BY THE SES QUALIFIED SOURCE TEST OBSERVER REVIEW BOARD FOR

GASEOUS POLLUTANTS INSTRUMENTAL SAMPLING METHODS

ISSUED THIS 11TH DAY OF MARCH 2017 AND EFFECTIVE UNTIL MARCH 10TH, 2022

Peter R. Westlin, QSTI/QSTO Review Board

Peter S. Pakalnis, QSTI/QSTO Review Board

Theresa Lowe, QSTI/QSTO Review Board

J. Wade Bice, QSTI/QSTO Review Board

Karen D. Kajiya-Mills , QSTI/QSTO Review Board

Bruce Randall QSTI/QSTO Review Board

CERTIFICATE NO. 2015-872

THIS IS THE LAST PAGE OF THIS DOCUMENT

If you have any questions, please contact one of the following individuals by email or phone.

Name: Mr. Donald Chapman
Title: Vice President, Technical
Email: dchapman@montrose-env.com
Phone: 847-487-1580 Ext. 12406

Name: Mr. Steve Flaherty
Title: Midwest District Manager
Email: sflaherty@montrose-env.com
Phone: 847-487-1580 Ext. 12417