



HOUSEHOLD HAZARDOUS WASTE COLLECTION RESULTS

State Fiscal Years
1999, 2000, 2001, 2002



HOUSEHOLD HAZARDOUS WASTE COLLECTION RESULTS

This document is published by the Illinois Environmental
Protection Agency's Office of Public Information;
Dennis McMurray, Manager – Renee Cipriano, Director

Compiled by David Saladino

with Program Assistance by
Dan Rion
David Anderson
Maggie Stevenson

Graphics and Layout by
Rusty I. Downs

**State Fiscal Years
1999, 2000, 2001, 2002**

TABLE OF CONTENTS

	Page
Executive Summary	1
Introduction	3
IEPA Collection Projects	4
Site Selections.....	4
IEPA Household Hazardous Waste Contractors.....	5
Materials Accepted	5
One Day Collection Activities	6
Liabilities	7
Collection Results SFY 1999, 2000, 2001, 2002.....	8
Program Costs.....	8
Participation Rates	9
Wastes Amounts	10
Waste Handling	11
Survey Results.....	12
Long Term Collections	13
Naperville.....	13
Rockford.....	15
Lake County	16
High School Hazardous Educational Waste Collections	17
Partners For Waste Paint Solutions	19
Program Outlook	22
Contributing Cosponsors.....	22
Summary	24
APPENDIX A	
Application For a One Day Household Hazardous Waste Collection.....	25
APPENDIX B	
Publicity Examples	31
APPENDIX C	
Survey Form For One Day Collection Events	35
APPENDIX D	
Household Hazardous Waste Collection Locations, Cosponsors and Waste Amounts Collected	39
APPENDIX E	
All Household Hazardous Waste Collections by County (through SFY 2002)	59



EXECUTIVE SUMMARY

Some household products are potentially dangerous to living things and the environment when disposed of improperly. The Illinois Environmental Protection Agency (IEPA) has designed a program to deal with such problem wastes. Utilizing funds from the Solid Waste Management Fund and the General Revenue Fund, the Agency sponsored 71 household hazardous waste collections during the state fiscal years 1999, 2000, 2001 and 2002.

These one-day events served 70,776 households and resulted in the collection and proper disposal of more than 14,577 fifty-five gallon drums of toxic household hazardous waste. Participation rates in targeted areas of the state have ranged from 0.24 percent to 51.53 percent, with a three-year average of 2.42 percent. Costs for the 71 events totaled \$5,003,962.76, with an average cost of \$70,478.35 per collection and an average cost per participating household of \$70.70. Cosponsor contributions to help defray costs of these events totaled \$1,021,293.14. With those added contributions, the actual outlay by the IEPA totaled \$3,982,669.62.

The Agency believes that funding the collections is a worthwhile, feasible and increasingly popular program. Toxic wastes are collected and handled in a safer manner when compared to ordinary refuse collections and direct landfilling. Communities are relieved of the burden and expense of disposing of these materials on their own, and residents who have fallen heir to outlawed or banned products and chemicals have found these collections their only alternative for legal, cost-free disposal. The value of the program for Illinois residents far outweighs the costs of administering it. Increasing public awareness of hazardous materials, and encouraging the use of non-toxic alternatives and safer disposal are additional benefits of the program.

This report details the benefits of household hazardous waste collections in Illinois and summarizes the results of the projects.

The Agency believes that funding the collections is a worthwhile, feasible and increasingly popular program.



INTRODUCTION

Potentially harmful materials are often stockpiled in basements, garages, closets and other storage areas. Not just chemicals, medicines or insecticides, but also paints, paint remover, caulk, glue, pool supplies, furniture polishes and waste oil from do-it-yourselfers. The list of products that make life easier for consumers gets longer every year. When the useful life of these products is over, they become waste. Some of these wastes can injure living things and some can even be life threatening. Such wastes are called hazardous wastes.

The term hazardous waste has a legal definition. A hazardous waste is a discarded substance whose chemical or biological nature makes it potentially dangerous to living things. In 1976, Congress passed the Resource Conservation and Recovery Act (RCRA), which directed the U.S. Environmental Protection Agency (U.S.EPA) to develop and implement a program to protect human health and the environment from improper hazardous waste management practices. RCRA named several different characteristics that would make a waste hazardous. These include wastes that are:

- Ignitable - can catch fire or burn.
- Corrosive - can eat away the containers that hold them.
- Reactive - explosive or causes a reaction when mixed with other materials.
- Toxic - poisonous, can cause birth defects, cancer or other health problems.

The RCRA program is designed to control the management of hazardous waste from its generation to its ultimate disposal - from "cradle to grave." The very comprehensive regulations provide guidelines for industrial and commercial hazardous waste, but exclude household hazardous waste. Household products often contain the same hazardous components as products used in industrial or commercial operations, but since the resulting waste is generated by households it is exempt from most environmental regulations.

Potential public health and environmental problems resulting from inappropriate disposal of such wastes are evident. While the waste generated by one household may contain only small quantities of hazardous wastes, the accumulation of small quantities multiplied by millions of households has raised legitimate concern for their proper disposal.

Recognizing the need for environmentally sound management of such waste, the IEPA's household hazardous waste collection program was designed to offer a viable alternative to homeowners and consumers to appropriately dispose of their hazardous and toxic wastes.

Between November 11, 1989 and June 30, 2002, the IEPA held a total of 276 Household Hazardous Waste Collections. This report will focus on the 71 collections conducted in state fiscal years (SFY) 1999, 2000, 2001 and 2002, which spanned July 1, 1998 through June 30, 2002.

Potential public health and environmental problems resulting from inappropriate disposal of such wastes are evident.

IEPA COLLECTION PROJECTS

The IEPA works with communities or organizations who submit applications to cosponsor household hazardous waste collection projects. If the applicant is not a unit of local government, letters of support are required indicating that the appropriate government units support the program. An application is included as Appendix A of this report.

SITE SELECTION

Each potential cosponsor must provide a collection location of sufficient size with good traffic patterns. Fairgrounds, school parking lots, highway department garages and other large public areas are frequently used.



Agency personnel perform site visits prior to selection to evaluate collection sites and assure that they meet IEPA requirements. Acceptable sites minimize traffic hazards and provide an area sufficient for contractor activities. A staging area long enough to handle 20 vehicles (two lines of 10) is also preferred.



Requests for collection projects are received regularly as success stories about the program become common knowledge and residents in cosponsoring communities request additional events. Many participants at collections ask, "When will the next one be held here?" Since the program began, repeat (same site) collections have been conducted in an increasing number of communities. Generally, attendance rises each time a collection is held at a previously used location.

The Agency encourages communities to reapply for collection events and keeps all applications active unless requested by the applicant. At this writing, the

IEPA has approximately 45 applications on file from communities and organizations wanting to cosponsor a collection.

Pre-event publicity is essential to assure good participation. The IEPA staff provides guidance to cosponsors to effectively promote and publicize the program. Press releases, newspaper articles, shopping center posters, school announcements, public service announcements, utility bill inserts and waste hauler notices are excellent vehicles for publicity. Examples of publicity efforts are included in Appendix B.

Cosponsors are also required to provide personnel to supervise traffic control of incoming and departing vehicles and greet and survey participants, as well as distribute informational handouts. Normally, five or six volunteers are requested for those duties. If a large turnout is expected, a uniformed police officer can greatly assist with traffic control.

IEPA HOUSEHOLD HAZARDOUS WASTE CONTRACTORS

The IEPA provides 100 percent of the funding for collection contractors to handle, identify, package, manifest, transport and provide final disposal for all acceptable waste delivered to collections. In the course of fiscal years 1999, 2000, 2001 and 2002, five different collection contractors were utilized by the IEPA for events.

The Agency selects contractors through a procurement process, with an Invitation for Bid. This procurement document describes in detail the methods and procedures for collecting as well as handling and disposal of waste materials collected.

The contracts were awarded based on the these criteria:

- Prior experience with comparable projects
- Cost proposal
- Financial responsibility
- Personnel experience

Contractors are responsible for supplying personnel and services to complete the collections. The contractor must show that workers are trained in waste collection and segregation procedures as well as personal safety protection. Materials, including drums, overpacks, absorbants and first aid equipment, are also required to conduct collections.

Other important contract requirements include a site safety plan, proof of insurance, waste transportation permits, capacity and contracts, with final waste treatment and disposal facilities having Agency approval.

MATERIALS ACCEPTED

The focus of the IEPA collection program is to collect hazardous waste from residential property. **Due to RCRA regulations, wastes from industrial, commercial, institutional or agricultural operations cannot be accepted for disposal.**

Other wastes that will not be accepted at collection sites, in the interest of public safety or due to contractor's limitations, are explosives, radioactive materials, ammunition, compressed gas cylinders and fire extinguishers.



Smoke detectors contain small amounts of radioactive material; however, they do not pose an exposure hazard. Participants are advised to dispose of smoke detectors with their general trash.

Automotive batteries are easily returned to the point of purchase where they must be accepted for recycling by state law. Cosponsors of collection projects who wish to offer this service to collection participants are required to make arrangements with a local battery recycler. The IEPA will then accept automotive batteries and separate them for pick up by a local battery recycler.

Virtually any unwanted or unused household chemical product a homeowner has stored in a cabinet, basement or garage is accepted at collections for disposal in an environmentally sound manner. Between 1990 and 1995, waste paint accounted for almost 50 percent of all household hazardous waste returned through the Agency's collections. In 1996, 1997 and 1998, the average decreased to 25.80 percent. In SFY 1999, 2000, 2001 and 2002, the average decreased to 23.69 percent.

ONE-DAY COLLECTION ACTIVITIES

The IEPA emphasises safety in the design of the collection site. Efforts revolve around protecting participants and contractor personnel from potential hazards. Contractor personnel are required to strictly adhere to a detailed site safety plan. Extensive emergency response, personal respiratory protection and first aid equipment are immediately at hand. All persons handling chemicals are required to wear chemical protective coveralls, eye protection and non-woven gloves.

All IEPA one-day collections have been held on Saturdays between 8 a.m. and 3 p.m.

As participants arrive in their vehicles, they are directed to a greeting/control point, where they are surveyed by Agency staff or local volunteers. At this point, they are given handouts with information concerning household hazardous waste. As soon as the unloading area is available, participants are directed to pull vehicles forward to a designated spot.

For safety reasons participants are required to remain in vehicles while contractor personnel unloads the waste within a secured area.

Contractor staff unloads vehicles, questions drivers to ascertain the contents of the waste and place wastes onto receiving tables. Wastes are identified and segregated by chemists, then are packed into 55 gallon drums with absorbent cushioning, or, depending on the waste type, emptied from original containers into drums. Some participants bring hazardous wastes in containers which can be reused, such as waste oil in a small gas can or small cans of paint in a bucket. If participants request containers be returned, every effort is made to remove the waste from the container as

quickly as possible and return it.

After vehicles are unloaded, participants are directed immediately to a designated exit, to keep participants away from potential exposure.

Waiting time for participants depends on the turnout. Though the collection process has been streamlined over the years, a large turnout can still result in a 15-60 minute wait. Though collections are scheduled to end at 3 p.m., any participant in line at that time will be unloaded. When a long line remains at the end of a collection day, a uniformed officer or authorized personnel will go to the end of the existing line and announce the collection closed to any late-comers. At 3 p.m. wastes collected throughout the day are packed and manifested to be shipped off-site.

Household hazardous waste events are held rain or shine. In the event of inclement weather, the contractor is required to provide sufficient protective covering, (tents, tarp, plastic film) to protect all collected wastes from rain or excessive winds. In the event of lightning strikes in the vicinity, operations may be temporarily suspended.

LIABILITIES

Liability issues are a primary concern to any municipality or organization contemplating a household hazardous waste collection program. Concerns may revolve around property damage at the collection site and/or injuries to program participants resulting from the release of wastes, spills, fire, or explosion. Also of concern are the long-term liabilities that hosting such an event may pose.

In order to alleviate those concerns, the IEPA transfers as much of the liability as possible to the collection contractors, who are required to add local cosponsors and IEPA staff to liability insurance policies. They must carry liability insurance for any damage or injury that might occur at collection sites or during transportation of the waste. This reduces the risk to cosponsoring agencies to an acceptable level.

The Agency has addressed the long-term liability concerns by accepting the role of "generator" of all wastes collected. As part of the responsibility, the Agency retains sole authority to direct waste to particular facilities. The IEPA project manager signs the transportation and tracking document (manifest) that lists the Agency as waste generator.



COLLECTION RESULTS

SFY 1999, 2000, 2001, 2002

Disposal of hazardous materials is very costly. This is partly due to the regulatory requirements of "cradle to grave" tracking and the expense of disposing of wastes at RCRA-permitted facilities.

PROGRAM COSTS

The number of collections the IEPA is able to sponsor each fiscal year is based on allocated funds and expected costs. The following amounts were spent each fiscal year.

SFY 1999	\$ 477,551
SFY 2000	\$1,041,638
SFY 2001	\$1,561,698
SFY 2002	\$1,896,478

As previously mentioned, household hazardous wastes are excluded from RCRA regulation; however, since the IEPA assumes generator status of all wastes collected, the Agency chooses to handle and dispose of the waste as if it were regulated hazardous waste. This greatly reduces the chance that the waste will negatively affect the environment. The result is that disposal of household waste is comparable in cost to disposal of similar quantities of RCRA regulated wastes. We believe that diverting significant quantities of toxics from local landfills is worth the cost and effort by the Agency. Single households rarely produce enough volume to cover costs for this type of disposal. Organized household hazardous waste collection events can help lower individual costs by aggregating wastes by type, and increasing the volumes over which the overhead costs can be apportioned.

Between July 1, 1998 and June 30, 2002 (SFY 1999, SFY 2000, SFY 2001, and SFY 2002) 71 one-day household hazardous waste collections were held. A total of 70,776 households participated in these events. The average cost of the collections was \$70,478 with an average of \$70.70 per participating household. Those costs include all contractor activities but do not include IEPA administrative expenses nor the costs to local cosponsors for publicity, traffic control and volunteer assistance. See Table 1.

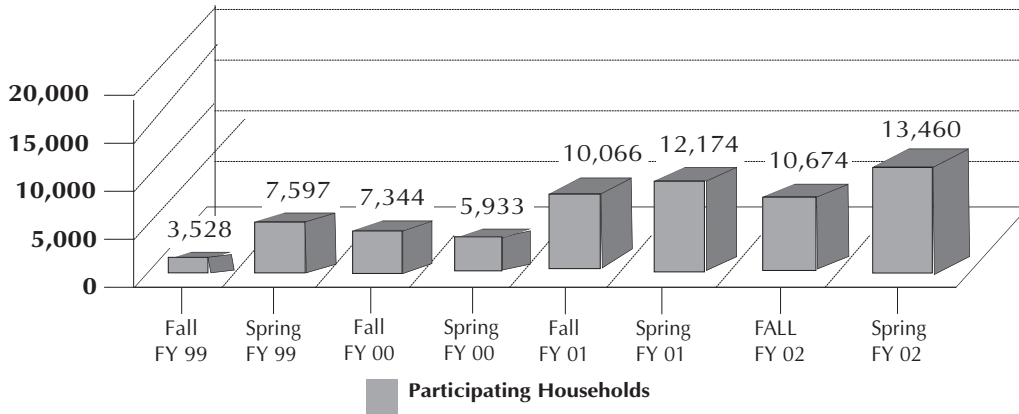
TABLE 1

	HHW Events	Participating Households	Event Costs	Average Cost Per Household
FY 99 Fall	3	3,528	\$164,215.96	\$46.55
FY 99 Spring	4	7,597	\$313,335.38	\$41.24
FY 00 Fall	4	7,344	\$479,157.18	\$65.24
FY 00 Spring	4	5,933	\$562,480.38	\$94.81
FY 01 Fall	10	10,066	\$642,413.31	\$63.82
FY 01 Spring	12	12,174	\$919,284.36	\$75.51
FY 02 Fall	17	10,674	\$943,456.24	\$88.39
FY 02 Spring	17	13,460	\$953,022.03	\$70.80
Totals	71	70,776	\$4,977,364.77	\$70.33

Household hazardous waste events are held rain or shine.

ATTENDANCE AND PARTICIPATION

FIGURE 1



PARTICIPATION RATES

Overall success of the program, as well as relative success of the individual collections, is measured in large part by the levels of participation. Participation levels are determined by dividing the households serviced at a collection by the total number of eligible households in the target area.

Rates for SFY 1999, 2000, 2001 and 2002 collections ranged from 0.24 percent to 51.53 percent. The average participation rate was 2.42 percent of all eligible households in target areas.

While each collection event is targeted for a specific community or area, the Agency has never rejected a participating household from outside the invited area. Pre-event publicity focuses on the specific service area, but some participants are willing to travel considerable distances to drop off their unwanted household hazardous waste.

WASTE AMOUNTS

A total of 14,577 drums of waste were collected from 70,776 households during 71 collections in SFY 1999, 2000, 2001 and 2002. See Table 3.

Table 2

Year	Total Drums
FY 99 Fall	667.23
FY 99 Spring	1,449.30
FY 00 Fall	1,590.16
FY 00 Spring	1,390.21
FY 01 Fall	2,100.72
FY 01 Spring	2,607.63
FY 02 Fall	2,225.14
FY 02 Spring	2,547.32
Total	14,577.71

Some homeowners find themselves in possession of hazardous materials that are quite uncommon from ordinary household purchases. Often, peculiar wastes result from hobbies or have been inherited with a house purchase. Some unique deliveries to collections have included snake venom, sodium cyanide, Agent Orange, picric acid and containers of mercury.

At the other end of the spectrum, some participants deliver non-hazardous wastes that they may consider hazardous, such as unopened dish washing detergent, deodorants, spice bottles, empty salt shakers, unopened cans of oil or paint cans with dried up paint. The Agency and the contractor work together to dispose of these materials in an appropriate, less expensive manner.

WASTE HANDLING

Paint products make up a large portion of waste collected at household hazardous waste collections. Contractors are given the option of either removing the liquid and semi-solid paints from the paint cans and placing the contents in drums at the collection sites or placing cans into sealed, covered, water-tight roll-off boxes for bulking at an alternate location. Many containers, paint cans and aerosol cans are sent to be recycled. Emptied containers, wastes which are obviously non-hazardous, and any packaging or boxes used by homeowners to hold wastes during transport to collections are placed into roll-off boxes. The Agency strongly suggests that contractors make every effort possible to recycle those materials, particularly cardboard boxes.

Landfilling is currently the most commonly used disposal technique for municipal solid waste. The Agency directs the household hazardous waste collected away from landfills whenever possible, even though the cost of alternative handling methods is almost always more expensive.

The wastes accepted at an IEPA Household Hazardous Waste Collection are recycled or disposed of in a number of environmentally safe ways, including:

Fuel Blending: Latex and oil-based paints, motor oils, gasoline, kerosene, paint removers, thinners and other flammable or combustible liquids are blended with virgin fuels to be used as an alternative fuel source for permitted industrial boilers and cement kilns. Over 47 percent of the wastes accepted at HHW collections are fuel blended.

Chemical Treatment: Many household cleaners, swimming pool chemicals, cyanide and acids have their toxins neutralized or removed by various chemical processes and are rendered harmless.

Incineration: Insecticides, herbicides, waxes, adhesives, sealers, and flammable materials not suited for fuel blending or recycling are destroyed by incineration at high temperatures.

Recycling: Paint cans, lead-acid batteries, many household batteries, mercury and some solvents are recycled into other useful products.

Hazardous Waste Landfill: Asbestos tile and less than one percent of wastes collected are placed in hazardous waste landfills. Hazardous waste landfills are highly regulated, have polyliners and are continuously monitored for leakage.

Through contracts, the IEPA directs the wastes to proper treatment or disposal facilities. In order to assure proper disposition of wastes, the Agency must receive certification of disposal before payment for disposal is made to the contractor. The following table lists all waste types collected, percentage and method of disposal used for each during SFY 1999, 2000, 2001 and 2002. Paint continues to make up the largest portion of waste collected. Drums collected by waste type are illustrated in Table 3.

Table 3
Total Drums and Disposal Methods for SFY 1999, 2000, 2001 & 2002

Waste Types	# of 55 Gallon Drums	# of Waste	Disposal Methods
Paints	3,453.27	23.69%	Fuel Blended/Recycled
Flammable Solvents	975.06	6.69%	Fuel Blended/Incinerated
Adhesives & Sealers	2,987.47	20.49%	Incinerated
Corrosives	409.48	2.81%	Aqueous Treatment
Poisons & Pesticides	2,678.43	18.37%	Incinerated
Oils	1,833.02	12.57%	Fuel Blended/Recycled
Antifreeze	304.26	2.09%	Recycled
Oxidizers	282.23	1.94%	Treated/Incinerated
Aerosols	1048.60	7.19%	Incinerated
Household Batteries	91.60	0.63%	Recycled/Landfilled
Fluorescent Bulbs	229.22	1.57%	Recycled
Asbestos	91.05	0.62%	Landfilled
Others	194.02	1.33%	Recycled/Incinerated
Totals	14,577.71	100%	



The wastes accepted at an IEPA Household Hazardous Waste Collection are recycled or disposed of in a number of environmentally safe ways.

SURVEY RESULTS

At one-day collections, volunteers are provided with survey forms (See Appendix C) to tally participants and to gather data concerning how they heard about collections and whether they were able to bring a friend or neighbor's waste. The information helps to measure the relative success of the one-day event and provides information on how future collections can be improved. The first question asked is to determine what promotion or publicity efforts are most successful in making participants aware of collection events. Over 47percent of the participants attending collections in SFY 1999, 2000, 2001 and 2002, learned about the events by newspaper. Pre-event coverage by radio and TV has not been used extensively in many target areas. See Figure 2.

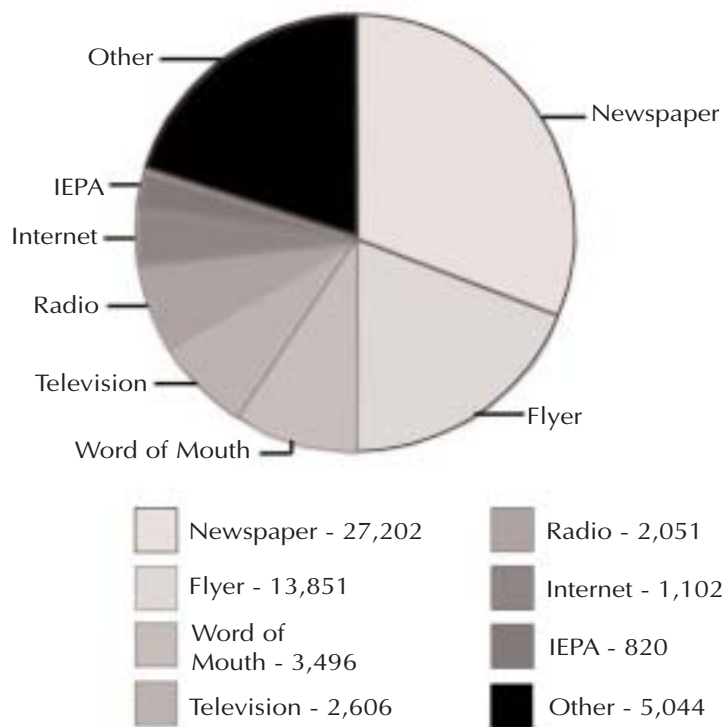
Previous surveys asked participants if they brought paint and each year a consistent majority of them answered “yes”. Approximately 75 percent of the collection participants in SFY 1996,1997and 1998 brought paint. This majority was so consistent that the question was eventually dropped from the surveys.

The final question asks if participants brought a friend or neighbor’s waste. Those responses are factored into total participation rates in order to assure that all participating households are represented at a given collection. Over 20% of those who attended collection events during SFY 1999, 2000, 2001 and 2002 stated that they brought waste from a friend or neighbor. See Figure 3.

HOW DID YOU HEAR ABOUT THIS COLLECTION?

State Fiscal Years 1999, 2000, 2001, 2002

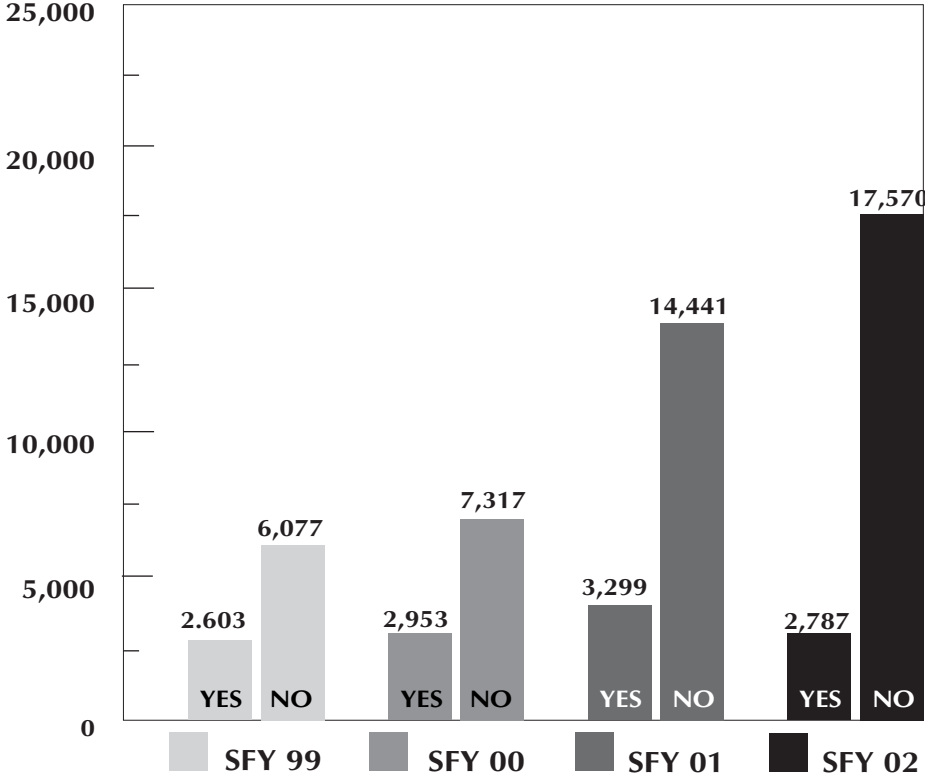
FIGURE 2



Some homeowners find themselves in possession of hazardous materials that are quite uncommon from ordinary household purchases.

FIGURE 3

Did You Bring a friend or neighbor's waste?



Yes 11,732 = 20.53%

No 45,405 = 79.47%

LONG-TERM COLLECTIONS

One-day collections are excellent for collecting a community's household hazardous waste, but as participation rates and numbers of participants steadily increased at one-day events, the need for long-term collection facilities became evident. Long-term sites offer the advantage of providing disposal options for homeowners and long-term awareness to the potential hazards of household products in the host communities and surrounding areas.

NAPERVILLE

During the summer of 1992, the Agency accepted several applications for long-term collection sites. Naperville was selected to host the first Household Hazardous Waste long-term collection program. On October 24, 1992 the Naperville Household Hazardous Waste drop-off site began operation. It continues to operate from 9 a.m. until 3 p.m. every Saturday and Sunday, year round, excluding major holidays. Between opening day and June 30, 1998 (end of SFY 1998), the equivalent of more than 4,108 fifty-five gallon drums of household hazardous waste had been collected from 32,383 participants in Naperville. The Agency's cost for transportation and disposal of this waste was \$746,540, with an average cost to the Agency of \$23.05 per participant during this period. The City has also incurred significant costs associated with the building, maintenance and operation of the collection facility. During SFY 1996, the Naperville long-term facility began accepting waste from outside the Naperville area. They currently draw participants from a seven county area and receive some money from the counties to help offset costs.

During SFY 1999, the Naperville long-term facility was open 103 days and collected the equivalent of 1,688 fifty-five gallon drums of household hazardous waste from 13,314 participants. The Agency spent \$247,049 on transportation and disposal of wastes collected at the facility. The average Agency cost per participant during this period was \$18.56.

During SFY 2000, the Naperville facility serviced 15,988 participants removing the equivalent of 1,984 fifty-five gallon drums of household hazardous waste. They were open 101 days. During that fiscal year the Agency spent \$419,081 on transportation and disposal of wastes collected at the facility. The average cost per participant during SFY 2000 was \$26.21.

In SFY 2001, 15,821 participants took advantage of the Naperville facility disposing of the equivalent of 1,860 fifty-five gallon drums of waste during the 103 days it was operated. During this fiscal year, the Agency's cost for transportation and disposal of wastes collected at the facility was \$373,643. The average cost per participant during SFY 2001 was \$23.62.

In SFY 2002, 10,921 participants utilized the Naperville collection facility for disposal of the equivalent of 1,205 drums of toxic materials. The facility was operated at least 93 days and cost the Agency \$187,453 for transportation and disposal of the collected wastes. The average cost per partic-

ipant during SFY 2002 was \$17.16. The reduction in cost and number of participants came when the facility stopped accepting latex paint. Citizens with latex paint are provided with disposal alternatives and encouraged to use these other options.

ROCKFORD

With the success of the Naperville program, a second long-term household hazardous waste collection site was officially opened April 1, 1995, in Rockford. The facility operates each Saturday from 8:00 a.m. until 4:00 p.m. and each Sunday from 12:00 p.m. until 4:00 p.m.

Between the first day of operation in April 1995 and the end of SFY 1998 (June 30, 1998), 9,541 participants disposed of more than 2,040 drums of unwanted household hazardous waste at the Rockford site.

In SFY 1999, 3,236 participants took advantage of the program, which resulted in the disposal of the equivalent of more than 749 drums of waste. The cost to the Agency for transportation and disposal of the collected wastes totaled \$120,974, for an average cost per participant of \$37.38.

In SFY 2000, 3,625 participants took advantage of the program, which resulted in the disposal of the equivalent of more than 801 drums of waste. The cost to the Agency for transportation and disposal of the collected wastes totaled \$177,421, for an average cost per participant of \$48.94.

During SFY 2001, 3,561 participants disposed of the equivalent of more than 726 fifty-five gallon drums of waste. The cost to the Agency for transportation and disposal of the collected wastes totaled \$155,697, for an average cost per participant of \$43.72.

During SFY 2002, 4,061 participants disposed of the equivalent of more than 801 fifty-five gallon drums of waste. The cost to the Agency for transportation and disposal of the collected wastes totaled \$137,592, for an average cost per participant of \$33.88.

Since the inception of the program, the City of Rockford has signed inter-governmental agreements with the Village of Roscoe, Village of Machesney Park, Village of Cherry Valley, and the City of Loves Park.

LAKE COUNTY

A new long-term facility has been built in Lake County and started operating in the fall of 2002. Located in Gurnee, it provides a year-round disposal option for residents of the northern suburbs of Chicago. The Lake County facility will not be operated as a collection center, but rather as a storage and transfer station for wastes collected at one-day collection events held year-round throughout the county. The one-day collections and the long-term facility will be operated by the Solid Waste Agency of Lake County (SWALCO), with disposal funding provided by the IEPA.

HIGH SCHOOL HAZARDOUS EDUCATIONAL WASTE COLLECTIONS

Recognizing the need for a program to remove hazardous educational wastes from the state's school laboratories and classrooms, yet mindful of funding constraints, the Agency developed a pilot project in 1996 around its household hazardous waste collection program to evaluate the costs and complexities of such an undertaking.

As a first step, an earlier inventory of hazardous materials in the state's secondary schools was reviewed and strategies for collecting these wastes were developed.

To take advantage of an existing program and its contracts with hazardous waste management companies, Agency planners identify high schools close to each of the sites scheduled for household hazardous waste collections, contact the appropriate administrators, and explain how their schools can dispose of their hazardous educational wastes.

Hazardous educational waste is defined as "a waste product that could pose a hazard during normal storage, transportation or disposal generated from an instructional curriculum including laboratory wastes, expired chemicals, unstable compounds, and toxic or flammable materials. Hazardous educational waste does not include wastes generated as a result of building, grounds or vehicle maintenance, asbestos abatement, lead paint abatement or other non-curriculum activities."

Prior to scheduled collections, participating schools are asked to submit to the Agency detailed descriptions of their hazardous educational wastes by type, amount and total number of containers to be transported. These inventories are screened to rule out any need for intervention by Agency or local emergency response personnel if it appears potentially explosive compounds are being stored.

In the fall of 1996, 27 schools in six communities accepted the Agency's offer. In five of these communities, only one high school participated; in the Peoria metropolitan area, 22 schools delivered their hazardous educational wastes to a single collection site. The East Peoria collection allowed the Agency to evaluate costs and potential problems that might occur in future multi-school or large metro area collections. During these events, school employees transported enough hazardous educational wastes to fill fifty-one, 55 gallon drums; these wastes were properly disposed at a cost of \$24,319.

Although the pilot program officially ended in late 1996, the Agency has continued within the constraints of existing funding to accept high school hazardous educational wastes in coordination with the household hazardous waste collections.

As a result of these educational waste collections, from the beginning of the pilot program in 1996 through 2002, more than 247 drums of hazardous



materials have been collected from 109 schools in 74 communities. The total cost for disposal of these wastes was \$105,343. Most of the materials collected were laboratory chemicals including poisons, corrosives and oxidizers.

The costs associated with this pilot program reflect only those expenses derived from appropriately safe disposal of hazardous educational wastes. Administrative expenses, including the contractor's expenses of traveling to the site, were absorbed by the Agency's household hazardous waste program.

PARTNERS FOR WASTE PAINT SOLUTIONS

The Partners for Waste Paint Solutions Program takes leftover paint out of its original containers and puts it into the hands of those who can convert it into something useful.

Since 1989, the Illinois Environmental Protection Agency (IEPA) has conducted hundreds of household hazardous waste collection programs. This widely accepted and acclaimed system works with local governments to divert some residential waste materials with hazardous characteristics out of local solid waste landfills. The demand for this service far exceeds state resources available to deal with the wastes. A number of cost-containment features have been implemented over the years to increase efficiency, but demand continues to accelerate.

At every collection, in every part of the state, paint is the most common material delivered by Illinois citizens. Encouragement to use up leftover paint or give useable paint to a neighbor has not decreased the amount of waste paint significantly.

Hoping to address this problem waste, the Agency reached out to those with the biggest stake in the business, paint industry executives, representatives and manufacturers for a commitment of time, expertise and support. The IEPA did not solicit any direct industry financial contributions or new fees but received no support.

Since 1995, the IEPA turned to work cooperatively with local paint retailers and other interested parties to accelerate and expedite waste paint handling from consumers. The venture, known as Partners for Waste Paint Solutions, is a cooperative agreement between the Agency and interested companies or organizations to help consumers bring usable or unusable paint products back to the point of sale (or other location) as a return for reformulation or disposal.

A participating partner accepts, prepares and temporarily stores waste paint. A fee per container may be charged and partners specify certain days, or times collections are allowed. Partners accept paint products with a right of refusal. Manpower to mix usable paint and bulk waste paint is provided by partners. Unused or unwanted paint is delivered by consumers in a target area. Certain standards, such as, maximum container size and numbers, or **latex only** may be imposed. Incoming cans are opened by a company representative. Paint cans accepted are separated into latex/oil-base category (if both kinds are accepted.) Paint cans containing usable paint are poured together in five-gallon containers for reuse. Unusable liquid or semi-solid waste paint is poured off or scraped into fifty-five gallon drums provided by the Agency. Empty cans are placed in a bin for recycling. When drum(s) of waste paint are full, company contacts the IEPA for pre-arranged transportation. The Agency assumes generator status for all waste paint.

Paint is the largest single source problem for homeowners who wish to properly dispose of unwanted or unused products from their abodes. Many res-

idential waste haulers currently refuse to accept liquid paint as part of residential garbage while homeowners are burdened with few other disposal options. This program gives an environmentally sound option to local residents who have partners in their vicinity.

This public-private partnership focuses on the largest volume -- but lower toxicity -- household hazardous waste component. With the success of this program, the Illinois Environmental Protection Agency may be able to expand its collection efforts for other, more difficult to handle, HHW waste types and reduce its overall costs. Additionally, more communities, which have applied to the Agency for collection assistance, may be helped in the future if waste paint collection is brought under control.

What began as a pilot project with three retail stores, has gradually grown and evolved to include partner agreements with ten retail stores, two recycling centers, five units of local government and two counties.

Records show that since the initiation of this program, residents had delivered 150,518 gallons of unwanted or unused paint to various partner locations. Of that total, 53,928 gallons of paint have been poured off and reused while 96,590 gallons have gone for disposal in an environmentally sound manner, (fuels blending).

State Fiscal Year	Costs Incurred	Gallons of Paint Reused	Gallons of Paint Disposed
1996	\$17,773	5,000	2,805
1997	\$33,843	10,800	6,775
1998	\$62,902	6,495	17,545
1999	\$95,701	14,410	25,685
2000	\$82,221	6,723	16,445
2001	\$116,187	10,500	27,335
Total	\$408,627.00	53,928	96,590

The amount of paint consumers wish to dispose of that is actually useful typifies current consumer practices and demonstrates the need for programs such as Partners for Waste Paint Solutions.

This program has proven itself to be a win/win situation for everyone involved. It delivers much more information to many more people as they buy paint products or hear about the program. Paint partners enjoy enormous goodwill in being able to offer area residents this environmentally friendly disposal option. Residents fortunate enough to have paint partners in their vicinity have somewhere to turn when the need to dispose of paint arises. Many partners conduct the program year-round and offer this service as an on-going convenience to local area residents.

Paint partners have the option to sell or donate any paint which is poured off for reuse. Thousands of gallons of donated paint have gone to not for profit groups such as the Boy Scouts and Law Enforcement support groups for anti-graffiti campaigns. Chicago Cares, the annual city wide clean up

project has utilized hundreds of gallons of the paint for paint-up, clean up fix-up projects. Most recently the Haitian Relief Organization which picked up hundreds of gallons for use in their country. Countless citizens, businesses, fire-restoration contractors and housing authorities have requested supplies of partners for waste paint solutions product which otherwise would have gone to waste.

This program does not address paint in aerosol cans, paint thinners or paint removers. These waste types may be handled by the retail paint store, but are not part of the initial program or "coverage." These or other waste types may be addressed as the program continues to grow.

Intergovernmental agreements and government/business partnerships have become increasingly popular and are the basis of the success in the Partners for Waste Paint Solutions Program. The aspects of this kind of agreement are widely varied and potentially far-reaching in possibility.

The actual number of paint partners has varied since the program began. A number of retailers have participated in the program for periods of time, but have been lost due to economic reasons. A few have dropped out due to a lack of devoting manpower to pouring off paint local area residents have dropped off. Yet, the very first partner, (a paint retailer) to start the program remains to this day.

With the continuous quantity of paint that is delivered to participating partner locations it is evident that the need for this program will remain. To educate and encourage consumers to buy only what they need and to entirely use up paint and household products for their intended purpose appears to be a logical, effortless and simple task. To accomplish this has and will continue to be an unachievable obstacle.

Funding for the Partners for Waste Paint Solutions Program has come from the State of Illinois Solid Waste Management Fund (SWMF), which is generated through tipping fee's on landfilled solid waste at local area landfills. The program is funded from the same revenue sources and out of the budget of moneys appropriated for the Household Hazardous Waste Collection Program.

Costs to conduct the Partners program include: mobilizing contract personnel to each Partner location for labor and supplies, pickup and delivery of fifty-five gallon drums and five-gallon pails and shipment and disposal of all waste paint collected.



PROGRAM OUTLOOK

The IEPA continues to encourage our cosponsors to contribute money to help defray the cost of collections in exchange for special consideration of their pending applications to conduct HHW events. These contributions help decrease Agency expenses for the events and in turn allow for additional collections throughout the state. The IEPA encourages monetary support from local communities that desire collection projects so that even more events can be held each spring and fall. The Agency gratefully acknowledges these cosponsors who have made considerable monetary contributions to help conduct household hazardous waste collection events during SFY 1999, 2000, 2001 and 2002.

CONTRIBUTING COSPONSORS

Chicago Department of Environment

10/21/2000 Chicago \$20,000

6/2/2001 Chicago \$26,085

6/8/2002 Chicago \$30,000

De Kalb County

9/18/99 Sycamore \$15,000

4/27/2002 Sycamore \$25,000

Du Page County

8/25/2001 Woodridge \$15,000

Galesburg, City of

6/30/2001 Galesburg \$7,000

Jackson County

6/9/2001 Carbondale \$5,000

Jacksonville Industrial Alliance

6/2/2001 Jacksonville \$10,000

Kane County Environmental Management Department

5/15/99 St. Charles \$25,000

5/19/2001 St. Charles \$25,000

5/18/2002 St. Charles \$45,000

Kankakee County, Kankakee River Metropolitan Agency

5/18/2002 Kankakee \$15,000

La Salle County

9/22/2001 Ottawa \$39,045.92

Lee County

4/29/2000 Dixon \$50,000

Madison County Building, Zoning & Environmental Control

4/21/2001 Glen Carbon \$17,000

5/4/2002 Highland \$10,000

McHenry County

4/13/2002 Crystal Lake \$18,361.86

Metropolitan Water Reclamation District of Greater Chicago

11/21/98 Oak Lawn \$20,000

5/1/99 Schaumburg \$20,000

6/10/2000 Palos Hills \$20,000

10/28/2000 Arlington Heights \$20,000

6/16/2001 Flossmore \$40,000

10/13/2001 Park Ridge \$40,000

5/4/2002 Oak Lawn \$37,500

Ogle County

4/29/2000 Dixon \$25,000

Paris, City of

4/13/2002 Paris \$5,000

Sangamon County Department of Public Health

10/2/99 Springfield \$25,000

5/5/2001 Springfield \$25,000

Solid Waste Agency of Northern Cook County

6/24/2000 Glenview \$19,322

9/8/2001 Hoffman Estates \$25,000

9/15/2001 Wilmette \$25,000

6/1/2002 Glencoe \$25,000

6/22/2002 Elk Grove Village \$25,000

South Suburban Mayors & Managers Association

6/5/99 Tinley Park \$4,500

West Cook County Solid Waste Agency

10/16/99 Brookfield \$15,000

United States Environmental Protection Agency / St. Claire County

6/23/2001 Belleville \$60,000

Vermilion County

10/6/2001 Hoopston \$5,000

SUMMARY

The Agency continues to believe that funding the popular household hazardous waste collection programs for Illinois residents is both feasible and worthwhile. Thousands of drums of waste have been collected in a safe manner and handled in an improved method versus direct landfilling. The benefits of the program far outweigh its costs. Wastes are handled and disposed of in an environmentally sound manner, and communities are relieved of the burden and expense of disposing of these materials on their own. Homeowners with highly toxic, banned or outlawed products and chemicals have found these collections their only alternative for legal, cost-free disposal, and are relieved of the burden of storing them.

The unmet needs of communities, combined with the fact that only a small percentage of households have participated in past collections, means that large amounts of household hazardous waste potentially harmful to Illinois citizens and the environment remain uncollected.

Besides one-day household hazardous waste collections, long-term collection facilities, hazardous educational waste collections and a paint waste solutions program, the Agency continually seeks practical waste minimization programs that enhance the quality of life for Illinois citizens and protect the environment.

This program provides many benefits beyond the actual collection and proper disposal of the wastes. Publicity and educational efforts serve to make citizens aware of the presence of hazardous materials and encourage the safer use of them. The advantage of purchasing less hazardous substitutes and better practices of buying only the amounts needed at any one time are also highlighted. It is evident from increasing participation and requests for collection events that the public is more aware of household hazardous wastes and is more likely to dispose of them in environmentally acceptable ways than prior to the collection programs.

APPENDIX A

**APPLICATION TO COSPONSOR A
HOUSEHOLD HAZARDOUS
WASTE COLLECTION**

Illinois Environmental Protection Agency



Application for a One-Day Household Hazardous Waste Collection Illinois Environmental Protection Agency

1) Name of Applicant: _____

Address: _____

County: _____

Contact Person: _____

Phone Number: _____

2) Type of Applicant*

Organization: Local Government _____

Civic Group _____

Not for Profit
Organization _____

Other (specify): _____

* If the applicant is not a unit of local government, please attach proof that the appropriate governmental unit(s) (i.e., County Board, City Council, Village Mayor) is (are) aware of, and supports, the project's scope.

3) Please describe the proposed collection site area:

a) Name(s) of Town(s)/County/Township/etc. that would be included in the proposed collection area:

b) Total population of area and number of households:

Population: _____

Households: _____

4) For the actual collection site, Agency requires a large, open area with sufficient space to allow for semi-trailers, a large tent, and several roll-offs and other equipment. A long queuing area with a separate entrance and exit is also needed to accommodate traffic flow. IEPA personnel and contractors need access to the site from 12:00 noon Friday until midnight Sunday.

a) Please describe the proposed collection site and attach a photograph, sketch and map of the area.

b) Owner* of the proposed collection site: _____
* If the property owner of the site is other than the applicant, attach a letter of permission from the property owner.

Address: _____

“Normal” Use of Property: _____

Size (square footage): _____

Surrounding Land Use(s): _____

Use _____

Traffic Access/Control around site _____

5) List local personnel available for pre-collection day organization (P.R. planning etc.) Include what forms of advertising (e.g. newspaper, direct mail, flyers etc.) will be used to promote the event and include a proposed time schedule. Attach an additional sheet if necessary.

- 6) Describe the types of local personnel available for collection day assistance (e.g., traffic control, greeting participants, surveying cars). Include any assistance to be provided by police and/or street departments.

- 7) Please state the amount of any local contribution that would be able to be made toward the cost of the collection:

\$ _____

- 8) Attach a letter from not-for-profit organizations (e.g., Habitat for Humanity, Goodwill, Salvation Army) in your area that would be willing to accept new, unopened, useable household products (i.e. paint, yard chemicals cleaning products) that are accepted at the collection.

- 9) Please include any other pertinent information or plans that you may have in relation to this requested event:

Applications are **NOT** chosen on a first come, first serve basis. If you have any questions concerning this application, contact the Waste Reduction Unit at **217/785-8604. Fax 217/782-9290. www.epa.state.il.us**

Applications should be sent to:

Illinois Environmental Protection Agency
Bureau of Land #24
Waste Reduction Unit
1021 North Grand Avenue East
P.O. Box 19276
Springfield, IL 62794-9276

APPENDIX B

PUBLICITY SAMPLES



Household Hazardous Waste Collection Day

NO WALK-INS ALLOWED

**McLean County Fairgrounds
Saturday, October 17, 1992
8:00 a.m. - 3:00 p.m.**

This is your chance to dispose of:

paint
paint remover
insecticides
weed killer
fluorescent bulbs
aerosol products

used motor oil
antifreeze
automotive batteries
old gasoline
pool chemicals
drain cleaner

furniture stripper
solvents
household cleaners
metal polishes
prescriptions
hobby chemicals



Please don't bring:

school waste
business waste
explosives
propane tanks
smoke detectors
farm machinery
agricultural chemicals
fireworks
fire extinguishers



For more information, or if you have a question about a particular item, contact the Cooperative Extension Service at 663-8306 or the McLean County Solid Waste Management Program at 888-5110.

▶ **Coming Soon** **Coming Soon** ▶

HOUSEHOLD HAZARDOUS WASTE COLLECTION



**Saturday,
October 24
8 a.m. - 3 p.m.
1417 State Street**



Granite City Steel, in conjunction with the
Illinois Environmental Protection Agency,
is sponsoring a



HOUSEHOLD HAZARDOUS WASTE COLLECTION DAY.

**Saturday, October 24
8 a.m. - 3 p.m.
1417 State St. • Granite City**



✓ ACCEPTED

- ✓ Household Paints
- ✓ Paint Thinner
- ✓ Herbicides
- ✓ Insecticides
- ✓ Pesticides
- ✓ Old Gasoline
- ✓ Pool Chemicals
- ✓ Cleaning Products
- ✓ Car Batteries/Lead Acid Batteries

⊗ NOT ACCEPTED

- ⊗ Agricultural Wastes
- ⊗ Business/Commercial Sector Wastes
- ⊗ Explosives
- ⊗ Fireworks
- ⊗ Propane Tanks/Cylinders
- ⊗ Smoke Detectors

✓ ACCEPTED

- ✓ Household Batteries
- ✓ Used Motor Oil
- ✓ Drain Cleaners
- ✓ Lawn Chemicals
- ✓ Solvents
- ✓ Anti-Freeze
- ✓ Hobby Chemicals
- ✓ Aerosol Paints and Pesticides
- ✓ Fluorescent Light Bulbs

⊗ NOT ACCEPTED

- ⊗ Farm Machinery Oil
- ⊗ Fire Extinguishers
- ⊗ Yard Waste
- ⊗ Tires
- ⊗ Refrigerators, Stoves, Water Heaters/other household appliances

Please bring household wastes to the South Plant at Granite City Steel, 1417 State St.
See map above. Signs will be posted day of drop off.
For more information, please call 451-3459 or 451-3391.



Illinois
Environmental
Protection Agency

Bureau of Land
1021 North Grand Avenue East
Springfield, IL 62794-9276

October 1998

A GUIDE TO PUBLICIZING A HOUSEHOLD HAZARDOUS WASTE COLLECTION EVENT



APPENDIX C

**SURVEY FORM FOR ONE DAY
COLLECTION EVENTS**

ILLINOIS EPA HOUSEHOLD HAZARDOUS WASTE SURVEY SHEET

OF VEHICLES – EACH CAR YOU SURVEY*

**You should be able to fit in 200 hatch marks (||||) per survey. Please be neat.*

HOW DID YOU HEAR ABOUT THE COLLECTION?

NEWSPAPER: _____

RADIO: _____

FLYER: _____

T.V.: _____

INTERNET/E-MAIL: _____

IEPA: _____

WORD OF MOUTH: _____

OTHER: _____

DID YOU BRING A FRIEND OR NEIGHBOR'S WASTE – IF SO, HOW MANY OTHERS?

1 – BROUGHT ONE OTHER PERSON'S WASTE

2 – BROUGHT TWO OTHER PEOPLE'S WASTE

3 – BROUGHT THREE OTHER PEOPLE'S WASTE

4 – BROUGHT FOUR OTHER PEOPLE'S WASTE

APPENDIX D

**HOUSEHOLD HAZARDOUS
WASTE COLLECTION LOCATIONS,
COSPONSORS AND WASTE
AMOUNTS COLLECTED
SFY 1999, 2000, 2001 AND 2002**

09/26/98	Elgin Kane County Environmental Management Department, City of Elgin, Elgin Community College	Population: 85,000 # Attending: 651 Households Participating 932 Eligible Households: 27,936 Participation Rate: 3.34%	Paint: 24.00 Flammable Solvents: 8.00 Antifreeze: 4.54 Adhesives & Sealers: 61.20 Corrosives: 0.54 Poisons & Pesticides: 46.45 Oils: 29.88 Oxidizers: 0.00 Aerosols: 18.50 Household Batteries: 2.63 Fluorescent Lamps: 0.54 Asbestos: 1.08 Others: 5.88 TOTAL 55 Gallon Drums: 203.24
10/24/98	Granite City National Steel, Granite City Division	Population: 42,700 # Attending: 657 Households Participating 828 Eligible Households: 14,790 Participation Rate: 5.60%	Paint: 29.00 Flammable Solvents: 14.00 Antifreeze: 3.00 Adhesives & Sealers: 40.70 Corrosives: 3.38 Poisons & Pesticides: 23.39 Oils: 17.54 Oxidizers: 0.54 Aerosols: 15.10 Household Batteries: 0.27 Fluorescent Lamps: 4.00 Asbestos: 0.00 Others: 1.01 TOTAL 55 Gallon Drums: 151.93
11/21/98	Oak Lawn Metropolitan Water Reclamation District of Greater Chicago, Richards High School, Southwest Conference of Local Gov.	Population: 207,162 # Attending: 1,511 Households Participating 1,768 Eligible Households: 69,100 Participation Rate: 2.56%	Paint: 42.00 Flammable Solvents: 15.00 Antifreeze: 3.00 Adhesives & Sealers: 81.94 Corrosives: 9.63 Poisons & Pesticides: 87.01 Oils: 45.27 Oxidizers: 0.54 Aerosols: 18.50 Household Batteries: 1.18 Fluorescent Lamps: 3.55 Asbestos: 2.54 Others: 1.90 TOTAL 55 Gallon Drums: 312.06
05/01/99	Schaumburg Metropolitan Water Reclamation District of Greater Chicago, Villages of Schaumburg, Streamwood, Hanover Park and Hoffman Estates	# Attending: 2,460 Households Participating 3,168 Eligible Households: 71,000 Participation Rate: 4.46%	Paint: 108.00 Flammable Solvents: 16.40 Antifreeze: 11.00 Adhesives & Sealers: 210.90 Corrosives: 3.78 Population: 189,000 Poisons & Pesticides: 97.30 Oils: 53.24 Oxidizers: 13.14 Aerosols: 33.30 Household Batteries: 3.33 Fluorescent Lamps: 5.63 Asbestos: 1.00 Others: 13.89 TOTAL 55 Gallon Drums: 570.91

05/15/99	St. Charles		Paint	96.00
	Kane County		Flammable Solvents	25.54
			Adhesives & Sealers	185.00
			Corrosives	10.35
			Poisons & Pesticides	103.03
	Population:	30,000	Oils	67.00
	# Attending:	1,927	Oxidizers	21.00
	Households Participating	2,404	Aerosols	32.30
	Eligible Households:	11,500	Household Batteries	1.62
	Participation Rate:	20.90%	Other	1.08
			TOTAL 55 Gallon Drums	542.92
06/05/99	Tinley Park		Paint	65.80
	South Suburban Mayors & Managers Association		Flammable Solvents	4.34
			Adhesives & Sealers	26.00
			Corrosives	8.00
			Poisons & Pesticides	13.27
	Population:	104,554	Oils	32.00
	# Attending:	905	Oxidizers	1.00
	Households Participating	1,221	Aerosols	14.10
	Eligible Households:	37,000	Household Batteries	1.26
	Participation Rate:	3.30%	Other	3.52
			TOTAL 55 Gallon Drums	169.29
06/12/99	Troy		Paint:	44.00
	Madison County, City of Troy, National		Flammable Solvents:	17.40
	Steel – Granite City Division, Tri-Township		Antifreeze:	4.00
	Park District		Adhesives & Sealers:	38.00
			Corrosives:	4.18
	Population:	34,896	Poisons & Pesticides:	23.40
	# Attending:	659	Oils:	19.00
	Households Participating	804	Oxidizers:	1.00
	Eligible Households:	13,747	Aerosols:	12.00
	Participation Rate:	5.85%	Household Batteries:	0.09
			Fluorescent Lamps:	1.00
			Asbestos:	0.29
			Others:	1.28
			TOTAL 55 Gallon Drums:	165.64
09/11/99	Toulon		Paint:	10.00
	Stark County Farm Bureau		Flammable Solvents:	10.70
			Antifreeze:	1.00
			Adhesives & Sealers:	3.70
			Corrosives:	5.54
	Population:	6,500	Poisons & Pesticides:	8.70
	# Attending:	105	Oils:	0.00
	Households Participating	153	Oxidizers:	0.09
	Eligible Households:	2,400	Aerosols:	4.70
	Participation Rate:	6.38%	Household Batteries:	0.09
			Fluorescent Lamps:	0.36
			Asbestos:	0.29
			Others:	1.09
			TOTAL 55 Gallon Drums:	46.26
09/18/99	Sycamore		Paint:	91.00
	De Kalb County Farm Bureau, Health		Flammable Solvents:	14.63
	Department and League of Woman Voters		Antifreeze:	14.54
			Adhesives & Sealers:	140.60
			Corrosives:	8.00
	Population:	82,200	Poisons & Pesticides:	53.28
	# Attending:	1,316	Oils:	69.00
	Households Participating	1,651	Oxidizers:	7.63
	Eligible Households:	26,413	Aerosols:	25.90
	Participation Rate:	6.25%	Household Batteries:	2.18
			Fluorescent Lamps:	3.53
			Asbestos:	4.70
			Others:	1.63
			TOTAL 55 Gallon Drums:	436.62

10/02/99	Springfield		Paint:	164.00
	City of Springfield, Sangamon County		Flammable Solvents:	20.54
	Department of Public Health		Antifreeze:	6.36
			Adhesives & Sealers:	173.90
			Corrosives:	9.62
	Population:	105,227	Poisons & Pesticides:	79.89
	# Attending:	1,969	Oils:	31.82
	Households Participating	2,926	Oxidizers:	18.28
	Eligible Households:	45,806	Aerosols:	40.70
	Participation Rate:	6.39%	Household Batteries:	2.18
			Fluorescent Lamps:	10.80
			Asbestos:	5.00
			Others:	3.62
			TOTAL 55 Gallon Drums:	566.71
10/16/99	Brookfield		Paint:	131.00
	West Cook County Solid Waste Agency		Flammable Solvents:	99.70
			Antifreeze:	8.00
			Adhesives & Sealers:	90.65
			Corrosives:	18.09
	Population:	520,000	Poisons & Pesticides:	83.53
	# Attending:	2,159	Oils:	45.00
	Households Participating	2,614	Oxidizers:	4.09
	Eligible Households:	198,690	Aerosols:	45.69
	Participation Rate:	1.32%	Household Batteries:	3.09
			Fluorescent Lamps:	5.29
			Asbestos:	3.70
			Others:	2.74
			TOTAL 55 Gallon Drums:	540.57
04/29/2000	Dixon		Paint:	81.60
	Lee County, Ogle County		Flammable Solvents:	32.50
			Antifreeze:	0.00
			Adhesives & Sealers:	25.90
			Corrosives:	5.37
	Population:	87,192	Poisons & Pesticides:	38.97
	# Attending:	1,002	Oils:	41.00
	Households Participating	1,363	Oxidizers:	2.83
	Eligible Households:	32,155	Aerosols:	19.77
	Participation Rate:	4.24%	Household Batteries:	0.65
			Fluorescent Lamps:	1.29
			Asbestos:	1.00
			Others:	5.74
			TOTAL 55 Gallon Drums:	256.62
06/03/2000	Clinton		Paint:	16.00
	De Witt County Soil & Water Conservation		Flammable Solvents:	31.90
	District, De Witt City Environmental Network		Antifreeze:	1.00
			Adhesives & Sealers:	7.40
			Corrosives:	2.00
	Population:	16,516	Poisons & Pesticides:	18.21
	# Attending:	350	Oils:	4.00
	Households Participating	465	Oxidizers:	1.00
	Eligible Households:	4,719	Aerosols:	8.49
	Participation Rate:	9.85%	Household Batteries:	0.58
			Fluorescent Lamps:	1.29
			Asbestos:	7.40
			Others:	0.54
			TOTAL 55 Gallon Drums:	99.81

06/10/2000 Palos Hills		Paint:	83.00
Metropolitan Water Reclamation District of Greater Chicago, Village of Palos Hills, Moraine Valley Community College		Flammable Solvents:	14.54
		Antifreeze:	8.54
Population:	299,585	Adhesives & Sealers:	85.10
# Attending:	1,842	Corrosives:	11.72
Households Participating	2,162	Poisons & Pesticides:	108.50
Eligible Households:	99,900	Oils:	62.36
Participation Rate:	2.16%	Oxidizers:	11.88
		Aerosols:	22.20
		Household Batteries:	1.35
		Fluorescent Lamps:	2.97
		Asbestos:	2.54
		Others:	0.36
		TOTAL 55 Gallon Drums:	415.06
06/24/2000 Glenview		Paint:	131.00
Solid Waste Agency of Northern Cook County		Flammable Solvents:	18.63
		Antifreeze:	8.18
Population:	106,527	Adhesives & Sealers:	181.30
# Attending:	1,530	Corrosives:	10.80
Households Participating	1,943	Poisons & Pesticides:	170.59
Eligible Households:	40,982	Oils:	25.45
Participation Rate:	4.74%	Oxidizers:	22.68
		Aerosols:	40.70
		Household Batteries:	4.86
		Fluorescent Lamps:	1.90
		Asbestos:	2.00
		Others:	0.63
		TOTAL 55 Gallon Drums:	618.72
07/08/2000 Deerfield		Paint:	192.00
Solid Waste Agency of Lake County		Flammable Solvents:	15.00
		Antifreeze:	4.00
Population:	80,000	Adhesives & Sealers:	66.00
# Attending:	1,170	Corrosives:	13.62
Households Participating	1,800	Poisons & Pesticides:	20.38
Eligible Households:	22,860	Oils:	12.00
Participation Rate:	7.87%	Oxidizers:	3.20
		Aerosols:	21.00
		Household Batteries:	1.26
		Fluorescent Lamps:	1.09
		Mercury/Mercury Articles:	0.02
		Asbestos:	1.00
		Others:	2.63
		TOTAL 55 Gallon Drums:	353.20
09/09/2000 Watseka		Paint:	24.00
Iroquois County Office of Solid Waste		Flammable Solvents:	25.20
		Antifreeze:	1.00
Population:	32,976	Adhesives & Sealers:	29.60
# Attending:	351	Corrosives:	2.00
Households Participating	557	Poisons & Pesticides:	14.70
Eligible Households:	11,367	Oils:	20.00
Participation Rate:	4.90%	Oxidizers:	1.00
		Aerosols:	12.10
		Household Batteries:	0.36
		Fluorescent Lamps:	2.29
		Asbestos:	1.00
		Others:	2.09
		TOTAL 55 Gallon Drums:	135.34



09/16/2000 Robinson		Paint:	18.00
City of Robinson		Flammable Solvents:	2.00
		Antifreeze:	0.82
		Adhesives & Sealers:	34.38
		Corrosives:	1.91
Population:	20,000	Poisons & Pesticides:	15.80
# Attending:	227	Oils:	4.09
Households Participating	280	Oxidizers:	1.64
Eligible Households:	8,000	Aerosols:	7.42
Participation Rate:	3.50%	Household Batteries:	0.64
		Fluorescent Lamps:	3.09
		Mercury/Mercury Articles:	0.18
		Asbestos:	0.55
		Others:	0.09
		TOTAL 55 Gallon Drums:	90.61
09/23/2000 Bartlett		Paint:	35.00
Village of Bartlett		Flammable Solvents:	11.00
		Antifreeze:	5.00
		Adhesives & Sealers:	33.30
		Corrosives:	3.00
Population:	80,000	Poisons & Pesticides:	11.06
# Attending:	930	Oils:	28.00
Households Participating	1,058	Oxidizers:	0.72
Eligible Households:	21,621	Aerosols:	8.49
Participation Rate:	4.89%	Household Batteries:	1.54
		Fluorescent Lamps:	1.29
		Mercury/Mercury Articles:	0.09
		Asbestos:	1.00
		Others:	0.27
		TOTAL 55 Gallon Drums:	139.76
09/23/2000 Libertyville		Paint:	149.00
Solid Waste Agency of Lake County		Flammable Solvents:	12.00
		Antifreeze:	9.00
		Adhesives & Sealers:	37.00
		Corrosives:	12.24
Population:	69,400	Poisons & Pesticides:	12.00
# Attending:	944	Oils:	21.00
Households Participating	1,088	Oxidizers:	0.54
Eligible Households:	19,829	Aerosols:	15.00
Participation Rate:	5.49%	Household Batteries:	0.09
		Fluorescent Lamps:	0.29
		Mercury/Mercury Articles:	0.09
		Asbestos:	1.00
		Others:	0.21
		TOTAL 55 Gallon Drums:	269.46
09/30/2000 Decatur		Paint:	24.00
Macon County		Flammable Solvents:	16.10
		Antifreeze:	2.00
		Adhesives & Sealers:	11.10
		Corrosives:	2.54
Population:	117,000	Poisons & Pesticides:	12.70
# Attending:	428	Oils:	4.00
Households Participating	498	Oxidizers:	2.00
Eligible Households:	45,000	Aerosols:	8.40
Participation Rate:	1.11%	Household Batteries:	2.00
		Fluorescent Lamps:	0.29
		Mercury/Mercury Articles:	0.45
		Asbestos:	0.00
		Others:	2.63
		TOTAL 55 Gallon Drums:	88.21

10/07/2000 Broadview		Paint:	35.00
Village of Broadview		Flammable Solvents:	5.45
		Antifreeze:	1.36
		Adhesives & Sealers:	33.38
		Corrosives:	2.73
Population:	8,629	Poisons & Pesticides:	26.71
# Attending:	379	Oils:	6.36
Households Participating:	475	Oxidizers:	3.82
Eligible Households:	2,404	Aerosols:	7.42
Participation Rate:	19.76%	Household Batteries:	0.64
		Fluorescent Lamps:	0.82
		Mercury/Mercury Articles:	0.55
		Asbestos:	1.00
		Others:	0.09
		TOTAL 55 Gallon Drums:	125.33
10/14/2000 Effingham		Paint:	23.00
Effingham County Soil & Water Conservation District		Flammable Solvents:	3.00
		Antifreeze:	1.00
		Adhesives & Sealers:	18.55
		Corrosives:	3.00
Population:	31,704	Poisons & Pesticides:	11.71
# Attending:	332	Oils:	12.00
Households Participating:	384	Oxidizers:	2.55
Eligible Households:	11,529	Aerosols:	7.71
Participation Rate:	3.33%	Household Batteries:	0.38
		Fluorescent Lamps:	1.00
		Mercury/Mercury Articles:	0.55
		Asbestos:	0.00
		Others:	5.56
		TOTAL 55 Gallon Drums:	90.01
10/21/2000 Chicago - UIC		Paint:	25.00
City of Chicago Department of Environment		Flammable Solvents:	4.63
		Antifreeze:	1.80
		Adhesives & Sealers:	22.20
		Corrosives:	3.78
Population:	2,700,000	Poisons & Pesticides:	20.79
# Attending:	302	Oils:	7.27
Households Participating:	393	Oxidizers:	3.24
Eligible Households:	740,000	Aerosols:	7.40
Participation Rate:	0.05%	Household Batteries:	1.63
		Fluorescent Lamps:	0.27
		Mercury/Mercury Articles:	2.00
		Asbestos:	7.40
		Others:	0.09
		TOTAL 55 Gallon Drums:	107.50
10/28/2000 Arlington Heights		Paint:	206.00
Metropolitan Water Reclamation District of Greater Chicago, U.S. Army 88th RSC, Arlington Heights, Buffalo Groves, Des Plaines, Elk Grove Village, Hanover Park, Hoffman Estates, Palatine, Rolling Meadows, Schaumburg		Flammable Solvents:	35.27
		Antifreeze:	14.54
		Adhesives & Sealers:	136.90
		Corrosives:	12.54
Population:	425,000	Poisons & Pesticides:	167.38
# Attending:	2,839	Oils:	37.00
Households Participating:	3,533	Oxidizers:	19.45
Eligible Households:	152,000	Aerosols:	51.80
Participation Rate:	2.32%	Household Batteries:	4.90
		Fluorescent Lamps:	11.45
		Mercury/Mercury Articles:	1.09
		Asbestos:	1.54
		Others:	0.99
		TOTAL 55 Gallon Drums:	700.85

04/21/2001 Glen Carbon		Oil-based Paint:	6.00
Madison County Solid Waste, Village of Glen Carbon		Latex Paint:	8.00
		Flammable Solvents:	27.10
		Antifreeze:	2.00
		Adhesives & Sealers:	14.80
Population:	68,142	Corrosives:	3.00
# Attending:	394	Poisons & Pesticides:	15.40
Households Participating:	492	Oils:	23.36
Eligible Households:	26,517	Oxidizers:	1.00
Participation Rate:	1.86%	Aerosol Paints:	4.70
		Aerosol Poisons:	1.00
		Household Batteries:	0.18
		Fluorescent Lamps:	2.00
		Mercury/Mercury Articles:	1.09
		Asbestos:	0.36
		Others:	2.82
		TOTAL 55 Gallon Drums	112.81
04/28/2001 Lewistown		Oil-based Paint:	10.00
Fulton County Health Department, Fulton County Farm Bureau		Latex Paint:	47.70
		Flammable Solvents:	10.40
		Antifreeze:	2.00
		Adhesives & Sealers:	11.10
Population:	38,080	Corrosives:	2.55
# Attending:	250	Poisons & Pesticides:	7.70
Households Participating:	404	Oils:	20.00
Eligible Households:	14,893	Oxidizers:	0.36
Participation Rate:	2.71%	Aerosol Paints:	7.40
		Aerosol Poisons:	2.00
		Household Batteries:	0.55
		Fluorescent Lamps:	2.00
		Mercury/Mercury Articles:	0.18
		Asbestos:	0.55
		Others:	2.45
		TOTAL 55 Gallon Drums	126.94
05/05/2001 Springfield		Oil-based Paint:	63.00
City of Springfield, Sangamon County Department of Public Health		Latex Paint:	94.00
		Flammable Solvents:	18.73
		Antifreeze:	17.64
		Adhesives & Sealers:	144.69
Population:	105,227	Corrosives:	9.91
# Attending:	1,932	Poisons & Pesticides:	91.42
Households Participating:	2,701	Oils:	40.00
Eligible Households:	45,806	Oxidizers:	10.45
Participation Rate:	5.90%	Aerosol Paints:	25.97
		Aerosol Poisons:	11.13
		Household Batteries:	1.27
		Fluorescent Lamps:	8.18
		Mercury/Mercury Articles:	2.00
		Asbestos:	4.00
		Others:	2.82
		TOTAL 55 Gallon Drums	545.21
05/19/2001 St. Charles		Oil-based Paint:	26.00
Kane County Department of Environmental Management		Latex Paint:	22.00
		Flammable Solvents:	14.00
		Antifreeze:	10.45
		Adhesives & Sealers:	59.20
Population:	100,000	Corrosives:	7.27
# Attending:	1,226	Poisons & Pesticides:	45.19
Households Participating:	1,385	Oils:	46.81
Eligible Households:	35,000	Oxidizers:	11.27
Participation Rate:	3.96%	Aerosol Paints:	11.10
		Aerosol Poisons:	3.70
		Household Batteries:	2.18
		Fluorescent Lamps:	1.63
		Mercury/Mercury Articles:	0.36
		Asbestos:	1.00
		Others:	1.09
		TOTAL 55 Gallon Drums	263.25

05/19/2001 Newton
Jasper County Health Department

Population: 10,609
Attending: 128
Households Participating: 160
Eligible Households: 4,433
Participation Rate: 3.60%

Oil-based Paint: 5.00
Latex Paint: 3.00
Flammable Solvents: 13.10
Antifreeze: 1.00
Adhesives & Sealers: 10.79
Corrosives: 2.55
Poisons & Pesticides: 9.70
Oils: 20.64
Oxidizers: 1.00
Aerosol Paints: 3.70
Aerosol Poisons: 1.00
Household Batteries: 0.73
Fluorescent Lamps: 0.72
Mercury/Mercury Articles: 0.18
Asbestos: 0.00
Others: 1.00
TOTAL 55 Gallon Drums 74.11

06/02/2001 Chicago - DeVry
Chicago Department of Environment

Population: 2,700,000
Attending: 957
Households Participating: 1,116
Eligible Households: 320,886
Participation Rate: 0.35%

Oil-based Paint: 20.00
Latex Paint: 24.00
Flammable Solvents: 30.10
Antifreeze: 4.00
Adhesives & Sealers: 29.60
Corrosives: 11.00
Poisons & Pesticides: 34.50
Oils: 24.00
Oxidizers: 1.00
Aerosol Paints: 11.10
Aerosol Poisons: 2.00
Household Batteries: 2.27
Fluorescent Lamps: 1.36
Mercury/Mercury Articles: 1.00
Asbestos: 0.09
Others: 1.09
TOTAL 55 Gallon Drums 197.11

06/02/2001 Jacksonville
Jacksonville Industrial Alliance

Population: 36,200
Attending: 749
Households Participating: 1,015
Eligible Households: 9,250
Participation Rate: 10.97%

Oil-based Paint: 40.00
Latex Paint: 28.00
Flammable Solvents: 4.20
Antifreeze: 8.63
Adhesives & Sealers: 34.30
Corrosives: 5.16
Poisons & Pesticides: 80.34
Oils: 30.45
Oxidizers: 3.33
Aerosol Paints: 7.40
Aerosol Poisons: 7.40
Household Batteries: 0.63
Fluorescent Lamps: 3.70
Mercury/Mercury Articles: 0.54
Asbestos: 0.09
Others: 0.18
TOTAL 55 Gallon Drums 254.35

06/09/2001 Carbondale
Jackson County Health Department,
Southern Illinois University Carbondale

Population: 61,067
Attending: 525
Households Participating: 648
Eligible Households: 23,466
Participation Rate: 2.76%

Oil-based Paint: 13.00
Latex Paint: 6.00
Flammable Solvents: 9.00
Antifreeze: 2.00
Adhesives & Sealers: 44.52
Corrosives: 6.00
Poisons & Pesticides: 23.84
Oils: 27.00
Oxidizers: 1.00
Aerosol Paints: 11.13
Aerosol Poisons: 2.00
Household Batteries: 1.00
Fluorescent Lamps: 5.89
Mercury/Mercury Articles: 0.09
Asbestos: 1.00
Others: 1.18
TOTAL 55 Gallon Drums 154.65



06/16/2001 Flossmoor		Oil-based Paint:	36.00
Metropolitan Water Reclamation District of Greater Chicago, South Suburban Mayors & Managers		Latex Paint:	20.00
Population:	570,000	Flammable Solvents:	9.09
# Attending:	1,300	Antifreeze:	4.72
Households Participating:	1,610	Adhesives & Sealers:	55.50
Eligible Households:	190,000	Corrosives:	12.63
Participation Rate:	0.85%	Poisons & Pesticides:	98.94
		Oils:	32.21
		Oxidizers:	8.18
		Aerosol Paints:	14.80
		Aerosol Poisons:	7.40
		Household Batteries:	2.27
		Fluorescent Lamps:	3.26
		Mercury/Mercury Articles:	0.63
		Asbestos:	3.00
		Others:	0.90
		TOTAL 55 Gallon Drums	309.53
06/16/2001 Toledo		Oil-based Paint:	2.00
Cumberland County Health Department		Latex Paint:	1.00
Population:	26,591	Flammable Solvents:	1.00
# Attending:	88	Antifreeze:	1.00
Households Participating:	99	Adhesives & Sealers:	7.42
Eligible Households:	8,602	Corrosives:	0.91
Participation Rate:	1.15%	Poisons & Pesticides:	7.62
		Oils:	10.00
		Oxidizers:	0.00
		Aerosol Paints:	3.71
		Aerosol Poisons:	0.36
		Household Batteries:	0.18
		Fluorescent Lamps:	1.36
		Mercury/Mercury Articles:	0.09
		Asbestos:	0.00
		Others:	0.27
		TOTAL 55 Gallon Drums	36.92
06/23/2001 Belleville		Oil-based Paint:	37.00
St. Claire County Health Department, USEPA		Latex Paint:	13.00
Population:	262,852	Flammable Solvents:	14.54
# Attending:	821	Antifreeze:	4.58
Households Participating:	990	Adhesives & Sealers:	41.06
Eligible Households:	95,333	Corrosives:	7.81
Participation Rate:	1.04%	Poisons & Pesticides:	85.64
		Oils:	33.01
		Oxidizers:	12.08
		Aerosol Paints:	7.40
		Aerosol Poisons:	7.40
		Household Batteries:	0.63
		Fluorescent Lamps:	3.72
		Mercury/Mercury Articles:	1.00
		Asbestos:	1.00
		Others:	0.45
		TOTAL 55 Gallon Drums	270.32
06/30/2001 Galesburg		Oil-based Paint:	31.00
City of Galesburg		Latex Paint:	23.00
Population:	56,393	Flammable Solvents:	15.00
# Attending:	1,202	Antifreeze:	6.00
Households Participating:	1,554	Adhesives & Sealers:	66.78
Eligible Households:	21,909	Corrosives:	10.00
Participation Rate:	7.09%	Poisons & Pesticides:	35.84
		Oils:	32.18
		Oxidizers:	2.00
		Aerosol Paints:	22.26
		Aerosol Poisons:	2.00
		Household Batteries:	1.55
		Fluorescent Lamps:	8.82
		Mercury/Mercury Articles:	1.00
		Asbestos:	3.00
		Others:	2.00
		TOTAL 55 Gallon Drums	262.43

08/25/2001 Woodridge		Oil-based Paint:	5.00
DuPage County Solid Waste Division		Latex Paint:	4.00
		Flammable Solvents:	11.00
		Antifreeze:	1.00
		Adhesives & Sealers:	3.70
Population:	30,934	Corrosives:	3.00
# Attending:	277	Poisons & Pesticides:	7.00
Households Participating:	330	Oils:	9.54
Eligible Households:	10,311	Oxidizers:	1.00
Participation Rate:	3.20%	Aerosol Paints:	3.70
		Aerosol Poisons:	1.00
		Household Batteries:	0.72
		Fluorescent Lamps:	4.00
		Mercury/Mercury Articles:	0.29
		Asbestos:	0.54
		Others:	1.83
		TOTAL 55 Gallon Drums	57.32
09/08/2001 Hoffman Estates		Oil-based Paint:	3.00
Village of Hoffman Estates, Solid Waste		Latex Paint:	9.00
Agency of Northern Cook County		Flammable Solvents:	5.00
		Antifreeze:	1.00
		Adhesives & Sealers:	7.42
Population:	50,000	Corrosives:	3.09
# Attending:	285	Poisons & Pesticides:	6.00
Households Participating:	321	Oils:	8.55
Eligible Households:	17,000	Oxidizers:	0.29
Participation Rate:	1.89%	Aerosol Paints:	3.71
		Aerosol Poisons:	1.00
		Household Batteries:	0.89
		Fluorescent Lamps:	1.00
		Mercury/Mercury Articles:	0.38
		Asbestos:	0.00
		Others:	1.44
		TOTAL 55 Gallon Drums	51.77
09/08/2001 Freeport		Oil-based Paint:	22.00
City of Freeport		Latex Paint:	29.00
		Flammable Solvents:	20.10
		Antifreeze:	4.00
		Adhesives & Sealers:	44.40
Population:	26,173	Corrosives:	5.00
# Attending:	948	Poisons & Pesticides:	24.10
Households Participating:	1,055	Oils:	19.00
Eligible Households:	10,469	Oxidizers:	2.00
Participation Rate:	10.08%	Aerosol Paints:	18.50
		Aerosol Poisons:	2.00
		Household Batteries:	1.09
		Fluorescent Lamps:	4.60
		Mercury/Mercury Articles:	0.09
		Asbestos:	0.00
		Others:	1.72
		TOTAL 55 Gallon Drums	197.60
09/15/2001 Wilmette		Oil-based Paint:	16.00
Village of Wilmette, Solid Waste Agency		Latex Paint:	7.00
Of Northern Cook County		Flammable Solvents:	10.00
		Antifreeze:	3.00
		Adhesives & Sealers:	30.60
Population:	26,690	Corrosives:	5.63
# Attending:	805	Poisons & Pesticides:	30.50
Households Participating:	862	Oils:	7.00
Eligible Households:	10,035	Oxidizers:	1.00
Participation Rate:	8.59%	Aerosol Paints:	7.40
		Aerosol Poisons:	3.00
		Household Batteries:	3.09
		Fluorescent Lamps:	1.29
		Mercury/Mercury Articles:	0.63
		Asbestos:	0.09
		Others:	2.26
		TOTAL 55 Gallon Drums	128.49



09/15/2001 Rantoul
Village of Rantoul

Population: 40,871
 # Attending: 532
 Households Participating: 778
 Eligible Households: 17,082
 Participation Rate: 4.55%

Oil-based Paint: 32.00
 Latex Paint: 18.00
 Flammable Solvents: 4.09
 Antifreeze: 3.00
 Adhesives & Sealers: 18.50
 Corrosives: 3.24
 Poisons & Pesticides: 60.09
 Oils: 27.27
 Oxidizers: 7.74
 Aerosol Paints: 11.10
 Aerosol Poisons: 3.70
 Household Batteries: 1.71
 Fluorescent Lamps: 1.70
 Mercury/Mercury Articles: 0.54
 Asbestos: 1.00
 Others: 1.89
TOTAL 55 Gallon Drums 195.57

09/22/2001 Ottawa
La Salle County

Population: 109,000
 # Attending: 856
 Households Participating: 1,066
 Eligible Households: 40,982
 Participation Rate: 2.60%

Oil-based Paint: 38.00
 Latex Paint: 33.00
 Flammable Solvents: 9.09
 Antifreeze: 4.09
 Adhesives & Sealers: 23.26
 Corrosives: 6.00
 Poisons & Pesticides: 68.51
 Oils: 42.27
 Oxidizers: 6.09
 Aerosol Paints: 14.84
 Aerosol Poisons: 3.71
 Household Batteries: 0.73
 Fluorescent Lamps: 3.13
 Mercury/Mercury Articles: 0.09
 Asbestos: 3.55
 Others: 0.45
TOTAL 55 Gallon Drums 256.81

09/29/2001 Morris
Grundy County

Population: 33,500
 # Attending: 155
 Households Participating: 171
 Eligible Households: 12,600
 Participation Rate: 1.36%

Oil-based Paint: 6.00
 Latex Paint: 4.00
 Flammable Solvents: 2.00
 Antifreeze: 2.00
 Adhesives & Sealers: 4.00
 Corrosives: 1.05
 Poisons & Pesticides: 3.00
 Oils: 8.00
 Oxidizers: 0.29
 Aerosol Paints: 3.71
 Aerosol Poisons: 1.00
 Household Batteries: 0.73
 Fluorescent Lamps: 1.00
 Mercury/Mercury Articles: 0.18
 Asbestos: 0.00
 Others: 3.22
TOTAL 55 Gallon Drums 40.18

10/06/2001 Hoopeston
Vermilion County Health Department;
City of Hoopeston

Population: 88,257
 # Attending: 376
 Households Participating: 519
 Eligible Households: 34,072
 Participation Rate: 1.52%

Oil-based Paint: 8.00
 Latex Paint: 2.00
 Flammable Solvents: 6.70
 Antifreeze: 2.00
 Adhesives & Sealers: 14.80
 Corrosives: 4.09
 Poisons & Pesticides: 20.40
 Oils: 37.00
 Oxidizers: 1.09
 Aerosol Paints: 11.10
 Aerosol Poisons: 2.00
 Household Batteries: 1.09
 Fluorescent Lamps: 6.38
 Mercury/Mercury Articles: 1.09
 Asbestos: 7.40
 Others: 1.26
TOTAL 55 Gallon Drums 126.40

10/13/2001 Park Ridge		Oil-based Paint:	71.00
Metropolitan Water Reclamation District of Greater Chicago; City of Des Plaines		Latex Paint:	28.00
		Flammable Solvents:	16.36
		Antifreeze:	12.27
		Adhesives & Sealers:	66.78
Population:	347,043	Corrosives:	11.55
# Attending:	1,887	Poisons & Pesticides:	145.64
Households Participating:	2,348	Oils:	37.45
Eligible Households:	115,000	Oxidizers:	18.64
Participation Rate:	2.04%	Aerosol Paints:	18.55
		Aerosol Poisons:	11.13
		Household Batteries:	4.09
		Fluorescent Lamps:	14.62
		Mercury/Mercury Articles:	1.09
		Asbestos:	2.00
		Others:	0.73
		TOTAL 55 Gallon Drums	459.90
10/20/2001 Carmi		Oil-based Paint:	4.00
Egyptian County Health Department		Latex Paint:	4.00
		Flammable Solvents:	2.00
		Antifreeze:	1.00
		Adhesives & Sealers:	5.00
Population:	16,522	Corrosives:	0.90
# Attending:	124	Poisons & Pesticides:	5.00
Households Participating:	148	Oils:	3.00
Eligible Households:	6,826	Oxidizers:	0.00
Participation Rate:	2.17%	Aerosol Paints:	2.00
		Aerosol Poisons:	1.00
		Household Batteries:	0.18
		Fluorescent Lamps:	1.00
		Mercury/Mercury Articles:	0.00
		Asbestos:	0.27
		Others:	0.63
		TOTAL 55 Gallon Drums	29.98
10/20/2001 Harrisburg		Oil-based Paint:	9.00
City of Harrisburg		Latex Paint:	6.00
		Flammable Solvents:	3.00
		Antifreeze:	1.00
		Adhesives & Sealers:	5.00
Population:	26,551	Corrosives:	2.63
# Attending:	180	Poisons & Pesticides:	7.70
Households Participating:	238	Oils:	4.00
Eligible Households:	10,839	Oxidizers:	0.81
Participation Rate:	2.20%	Aerosol Paints:	2.00
		Aerosol Poisons:	2.00
		Household Batteries:	0.18
		Fluorescent Lamps:	1.00
		Mercury/Mercury Articles:	0.09
		Asbestos:	0.27
		Others:	0.63
		TOTAL 55 Gallon Drums	45.31
10/27/2001 Charleston		Oil-based Paint:	6.00
Coles County		Latex Paint:	4.00
		Flammable Solvents:	9.00
		Antifreeze:	1.00
		Adhesives & Sealers:	11.10
Population:	50,000	Corrosives:	2.09
# Attending:	204	Poisons & Pesticides:	11.97
Households Participating:	248	Oils:	11.00
Eligible Households:	12,500	Oxidizers:	0.27
Participation Rate:	1.98%	Aerosol Paints:	3.70
		Aerosol Poisons:	1.00
		Household Batteries:	0.09
		Fluorescent Lamps:	0.38
		Mercury/Mercury Articles:	0.18
		Asbestos:	1.00
		Others:	0.27
		TOTAL 55 Gallon Drums	63.05

10/27/2001 Wood River		Oil-based Paint:	13.00
Madison County; City of Wood River;		Latex Paint:	10.00
River Bend Growth Association		Flammable Solvents:	14.09
		Antifreeze:	3.00
		Adhesives & Sealers:	20.50
Population:	76,100	Corrosives:	4.17
# Attending:	440	Poisons & Pesticides:	29.40
Households Participating:	550	Oils:	31.00
Eligible Households:	30,440	Oxidizers:	1.09
Participation Rate:	1.81%	Aerosol Paints:	8.00
		Aerosol Poisons:	5.27
		Household Batteries:	0.36
		Fluorescent Lamps:	12.00
		Mercury/Mercury Articles:	1.00
		Asbestos:	2.08
		Others:	1.00
		TOTAL 55 Gallon Drums	155.96
11/03/2001 Champaign-Urbana		Oil-based Paint:	25.00
City of Champaign; City of Urbana		Latex Paint:	12.00
		Flammable Solvents:	12.00
		Antifreeze:	5.00
		Adhesives & Sealers:	38.00
Population:	104,707	Corrosives:	10.90
# Attending:	1,319	Poisons & Pesticides:	54.90
Households Participating:	1,560	Oils:	42.00
Eligible Households:	41,882	Oxidizers:	2.62
Participation Rate:	3.72%	Aerosol Paints:	14.80
		Aerosol Poisons:	8.00
		Household Batteries:	2.09
		Fluorescent Lamps:	9.00
		Mercury/Mercury Articles:	1.09
		Asbestos:	0.54
		Others:	5.63
		TOTAL 55 Gallon Drums	243.57
11/03/2001 Salem		Oil-based Paint:	4.00
Marion County; City of Salem		Latex Paint:	3.00
		Flammable Solvents:	4.00
		Antifreeze:	1.00
		Adhesives & Sealers:	14.80
Population:	43,700	Corrosives:	2.63
# Attending:	188	Poisons & Pesticides:	5.70
Households Participating:	210	Oils:	9.08
Eligible Households:	16,437	Oxidizers:	0.09
Participation Rate:	1.28%	Aerosol Paints:	7.40
		Aerosol Poisons:	1.00
		Household Batteries:	0.18
		Fluorescent Lamps:	3.00
		Mercury/Mercury Articles:	0.09
		Asbestos:	1.00
		Others:	0.35
		TOTAL 55 Gallon Drums	57.32
11/03/2001 Pinckneyville		Oil-based Paint:	5.09
Perry County Soil & Water Conservation		Latex Paint:	1.00
District		Flammable Solvents:	1.00
		Antifreeze:	0.00
		Adhesives & Sealers:	3.71
Population:	21,412	Corrosives:	2.27
# Attending:	75	Poisons & Pesticides:	7.09
Households Participating:	88	Oils:	13.64
Eligible Households:	9,235	Oxidizers:	2.18
Participation Rate:	0.95%	Aerosol Paints:	2.00
		Aerosol Poisons:	0.00
		Household Batteries:	0.18
		Fluorescent Lamps:	0.29
		Mercury/Mercury Articles:	0.09
		Asbestos:	1.00
		Others:	0.00
		TOTAL 55 Gallon Drums	39.54

11/17/2001 Pana		Oil-based Paint:	7.54
City of Pana		Latex Paint:	6.00
		Flammable Solvents:	2.54
		Antifreeze:	0.40
		Adhesives & Sealers:	14.80
Population:	9,000	Corrosives:	5.90
# Attending:	148	Poisons & Pesticides:	14.35
Households Participating:	182	Oils:	8.71
Eligible Households:	3,100	Oxidizers:	2.88
Participation Rate:	5.87%	Aerosol Paints:	4.70
		Aerosol Poisons:	3.70
		Household Batteries:	0.27
		Fluorescent Lamps:	2.86
		Mercury/Mercury Articles:	0.18
		Asbestos:	1.00
		Others:	0.54
		TOTAL 55 Gallon Drums	76.37
04/06/2002 Metropolis		Oil-based Paint:	1.00
Massac County Farm Bureau		Latex Paint:	1.00
		Flammable Solvents:	1.00
		Antifreeze:	1.00
		Flam. Liq. Not Suit For Bulking:	1.00
Population:	14,750	Adhesives & Sealers:	3.71
# Attending:	42	Corrosives:	0.45
Households Participating:	45	Poisons & Pesticides:	2.00
Eligible Households:	4,310	Oils:	2.00
Participation Rate:	1.04%	Oxidizers:	0.00
		Aerosol Paints:	1.00
		Aerosol Poisons:	0.09
		Household Batteries:	0.09
		Fluorescent Lamps:	0.93
		Mercury/Mercury Articles:	0.00
		Asbestos:	0.55
		Others:	0.09
		TOTAL 55 Gallon Drums:	15.91
04/13/2002 Crystal Lake		Oil-based Paint:	73.00
McHenry County		Latex Paint:	36.00
		Flammable Solvents:	67.22
		Antifreeze:	13.00
		Adhesives & Sealers:	85.10
Population:	231,121	Corrosives:	18.16
# Attending:	2,597	Poisons & Pesticides:	80.39
Households Participating:	3,016	Oils:	81.40
Eligible Households:	83,024	Oxidizers:	4.00
Participation Rate:	3.63%	Aerosol Paints:	22.20
		Aerosol Poisons:	17.40
		Household Batteries:	3.62
		Fluorescent Lamps:	13.34
		Mercury/Mercury Articles:	0.83
		Asbestos:	1.00
		Others:	1.38
		TOTAL 55 Gallon Drums	518.04
04/13/2002 Paris		Oil-based Paint:	11.00
City of Paris;		Latex Paint:	8.00
Edgar County Farm Bureau		Flammable Solvents:	5.00
		Antifreeze:	3.62
		Adhesives & Sealers:	11.10
Population:	9,500	Corrosives:	4.37
# Attending:	316	Poisons & Pesticides:	7.00
Households Participating:	461	Oils:	18.62
Eligible Households:	3,500	Oxidizers:	0.09
Participation Rate:	13.17%	Aerosol Paints:	4.00
		Aerosol Poisons:	2.00
		Household Batteries:	0.27
		Fluorescent Lamps:	2.00
		Mercury/Mercury Articles:	0.09
		Asbestos:	0.54
		Others:	3.00
		TOTAL 55 Gallon Drums	80.70

04/20/2002 Fairfield		Oil-based Paint:	4.00
Wayne County Health Department		Latex Paint:	2.00
		Flammable Solvents:	1.00
		Antifreeze:	1.00
		Flam. Liq. Not Suit For Bulking:	2.54
Population:	5,442	Adhesives & Sealers:	7.40
# Attending:	121	Corrosives:	1.81
Households Participating:	150	Poisons & Pesticides:	3.54
Eligible Households:	2,177	Oils:	7.00
Participation Rate:	6.89%	Oxidizers:	0.09
		Aerosol Paints:	1.00
		Aerosol Poisons:	1.00
		Household Batteries:	0.18
		Fluorescent Lamps:	0.29
		Mercury/Mercury Articles:	0.09
		Asbestos:	0.29
		Others:	0.38
		TOTAL 55 Gallon Drums:	33.61
04/20/2002 Henry		Oil-based Paint:	4.00
Marshall-Putnam Farm Bureau		Latex Paint:	4.00
		Flammable Solvents:	1.00
		Antifreeze:	2.55
		Flam. Liq. Not Suit For Bulking:	4.71
Population:	19,000	Adhesives & Sealers:	3.71
# Attending:	171	Corrosives:	3.09
Households Participating:	195	Poisons & Pesticides:	7.71
Eligible Households:	7,100	Oils:	13.00
Participation Rate:	2.75%	Oxidizers:	0.00
		Aerosol Paints:	2.00
		Aerosol Poisons:	1.00
		Household Batteries:	0.09
		Fluorescent Lamps:	0.87
		Mercury/Mercury Articles:	0.09
		Asbestos:	0.29
		Others:	0.29
		TOTAL 55 Gallon Drums:	48.40
04/27/2002 Shawneetown		Oil-based Paint:	0.00
Gallatin County Soil & Water Conservation District		Latex Paint:	0.00
		Flammable Solvents:	0.00
		Antifreeze:	0.00
		Adhesives & Sealers:	9.00
Population:	6,909	Corrosives:	1.08
# Attending:	33	Poisons & Pesticides:	2.62
Households Participating:	33	Oils:	1.00
Eligible Households:	2,706	Oxidizers:	0.54
Participation Rate:	1.22%	Aerosol Paints:	1.00
		Aerosol Poisons:	0.09
		Household Batteries:	0.09
		Fluorescent Lamps:	0.54
		Mercury/Mercury Articles:	0.09
		Asbestos:	0.00
		Others:	0.09
		TOTAL 55 Gallon Drums	16.14
04/27/2002 Sycamore		Oil-based Paint:	35.00
De Kalb County Health Department; De Kalb County Farm Bureau		Latex Paint:	42.00
		Flammable Solvents:	26.47
		Antifreeze:	4.00
		Adhesives & Sealers:	29.60
Population:	90,000	Corrosives:	7.01
# Attending:	1,261	Poisons & Pesticides:	9.09
Households Participating:	1,418	Oils:	85.00
Eligible Households:	30,000	Oxidizers:	2.92
Participation Rate:	4.73%	Aerosol Paints:	14.80
		Aerosol Poisons:	4.00
		Household Batteries:	1.55
		Fluorescent Lamps:	2.00
		Mercury/Mercury Articles:	1.18
		Asbestos:	0.54
		Others:	0.58
		TOTAL 55 Gallon Drums	265.74

05/04/2002 Highland
 Madison County Solid Waste;
 Highland Area Clean Up Committee

Population: 13,212
 # Attending: 345
 Households Participating: 403
 Eligible Households: 4,734
 Participation Rate: 8.51%

Oil-based Paint: 7.00
 Latex Paint: 13.00
 Flammable Solvents: 8.09
 Antifreeze: 1.00
 Flam. Liq. Not Suit For Bulking: 4.00
 Adhesives & Sealers: 11.10
 Corrosives: 1.83
 Poisons & Pesticides: 13.70
 Oils: 20.00
 Oxidizers: 3.00
 Aerosol Paints: 4.54
 Aerosol Poisons: 1.00
 Household Batteries: 0.36
 Fluorescent Lamps: 3.00
 Mercury/Mercury Articles: 0.09
 Asbestos: 0.27
 Others: 1.81
TOTAL 55 Gallon Drums: 93.79

05/04/2002 Oak Lawn
 Metropolitan Water Reclamation District
 Of Greater Chicago;
 Southwest Conference of Mayors

Population: 329,449
 # Attending: 1,448
 Households Participating: 1,673
 Eligible Households: 109,816
 Participation Rate: 1.52%

Oil-based Paint: 41.00
 Latex Paint: 24.00
 Flammable Solvents: 23.09
 Antifreeze: 9.09
 Adhesives & Sealers: 37.10
 Corrosives: 7.73
 Poisons & Pesticides: 63.13
 Oils: 54.55
 Oxidizers: 6.09
 Aerosol Paints: 14.84
 Aerosol Poisons: 3.71
 Household Batteries: 2.91
 Fluorescent Lamps: 4.27
 Mercury/Mercury Articles: 0.55
 Asbestos: 2.00
 Others: 0.36
TOTAL 55 Gallon Drums 294.42

05/18/2002 St. Charles
 Kane County Environmental Management

Population: 100,000
 # Attending: 1,059
 Households Participating: 1,164
 Eligible Households: 35,000
 Participation Rate: 3.33%

Oil-based Paint: 33.00
 Latex Paint: 13.00
 Flammable Solvents: 3.00
 Antifreeze: 10.90
 Adhesives & Sealers: 47.40
 Corrosives: 7.56
 Poisons & Pesticides: 40.70
 Oils: 54.54
 Oxidizers: 10.26
 Aerosol Paints: 7.40
 Aerosol Poisons: 3.70
 Household Batteries: 1.44
 Fluorescent Lamps: 2.66
 Mercury/Mercury Articles: 0.09
 Asbestos: 0.54
 Others: 0.09
TOTAL 55 Gallon Drums 236.28

05/18/2002 Kankakee
 City of Kankakee Municipal Utility;
 Kankakee County;
 Kankakee River Metropolitan Agency

Population: 56,352
 # Attending: 313
 Households Participating: 392
 Eligible Households: 20,716
 Participation Rate: 1.89%

Oil-based Paint: 10.00
 Latex Paint: 13.00
 Flammable Solvents: 4.00
 Antifreeze: 2.00
 Flam. Liq. Not Suit For Bulking: 8.00
 Adhesives & Sealers: 11.13
 Corrosives: 2.55
 Poisons & Pesticides: 9.71
 Oils: 11.55
 Oxidizers: 1.00
 Aerosol Paints: 7.42
 Aerosol Poisons: 1.25
 Household Batteries: 0.76
 Fluorescent Lamps: 1.00
 Mercury/Mercury Articles: 0.47
 Asbestos: 0.55
 Others: 3.65
TOTAL 55 Gallon Drums: 88.04



06/01/2002 Glencoe		Oil-based Paint:	35.00
Solid Waste Agency of Northern Cook		Latex Paint:	15.00
County;		Flammable Solvents:	28.40
Village of Glencoe		Antifreeze:	4.00
Population:	8,500	Flam. Liq. Not Suit For Bulking:	7.40
# Attending:	1,521	Adhesives & Sealers:	29.60
Households Participating:	1,701	Corrosives:	9.54
Eligible Households:	3,310	Poisons & Pesticides:	54.00
Participation Rate:	51.39%	Oils:	13.00
		Oxidizers:	4.00
		Aerosol Paints:	14.80
		Aerosol Poisons:	11.10
		Household Batteries:	4.29
		Fluorescent Lamps:	2.29
		Mercury/Mercury Articles:	2.09
		Asbestos:	1.00
		Others:	6.47
		TOTAL 55 Gallon Drums:	241.98
 06/01/2002 Herscher		Oil-based Paint:	7.00
Herscher High School Students for		Latex Paint:	3.00
Environmental Action		Flammable Solvents:	1.00
Population:	1,278	Antifreeze:	0.55
# Attending:	64	Flam. Liq. Not Suit For Bulking:	0.55
Households Participating:	79	Adhesives & Sealers:	1.00
Eligible Households:	426	Corrosives:	1.09
Participation Rate:	18.54%	Poisons & Pesticides:	4.55
		Oils:	3.09
		Oxidizers:	0.55
		Aerosol Paints:	1.00
		Aerosol Poisons:	0.55
		Household Batteries:	0.18
		Fluorescent Lamps:	0.29
		Mercury/Mercury Articles:	0.09
		Asbestos:	0.09
		Others:	0.82
		TOTAL 55 Gallon Drums:	25.40
 06/08/2002 Chicago		Oil-based Paint:	32.00
City of Chicago		Latex Paint:	20.00
Population:	2,000,000	Flammable Solvents:	23.00
# Attending:	604	Antifreeze:	4.00
Households Participating:	765	Adhesives & Sealers:	25.90
Eligible Households:	320,886	Corrosives:	7.09
Participation Rate:	0.24%	Poisons & Pesticides:	14.49
		Oils:	51.00
		Oxidizers:	1.09
		Aerosol Paints:	11.10
		Aerosol Poisons:	2.09
		Household Batteries:	2.04
		Fluorescent Lamps:	8.00
		Mercury/Mercury Articles:	0.47
		Asbestos:	1.00
		Others:	1.10
		TOTAL 55 Gallon Drums	204.37
 06/22/2002 Roanoke		Oil-based Paint:	22.54
Woodford County Zoning & Highway		Latex Paint:	9.00
Department		Flammable Solvents:	3.00
Population:	34,500	Antifreeze:	1.09
# Attending:	218	Flam. Liq. Not Suit For Bulking:	0.00
Households Participating:	303	Adhesives & Sealers:	14.94
Eligible Households:	11,400	Corrosives:	1.54
Participation Rate:	2.66%	Poisons & Pesticides:	17.59
		Oils:	11.82
		Oxidizers:	2.70
		Aerosol Paints:	3.70
		Aerosol Poisons:	1.00
		Household Batteries:	0.63
		Fluorescent Lamps:	0.29
		Mercury/Mercury Articles:	0.09
		Asbestos:	0.54
		Others:	0.18
		TOTAL 55 Gallon Drums:	90.65

06/22/2002 Elk Grove Village

Solid Waste Agency of Northern Cook
County;
Village of Elk Grove

Population: 33,429
Attending: 727
Households Participating: 964
Eligible Households: 12,993
Participation Rate: 7.42%

Oil-based Paint: 12.00
Latex Paint: 11.00
Flammable Solvents: 15.00
Antifreeze: 6.00
Flam. Liq. Not Suit For Bulking: 11.10
Adhesives & Sealers: 20.35
Corrosives: 8.00
Poisons & Pesticides: 29.10
Oils: 22.00
Oxidizers: 1.00
Aerosol Paints: 9.25
Aerosol Poisons: 4.70
Household Batteries: 2.18
Fluorescent Lamps: 3.45
Mercury/Mercury Articles: 0.63
Asbestos: 2.00
Others: 1.27
TOTAL 55 Gallon Drums: 159.03

06/29/2002 Yorkville

Kendall County Farm Bureau;
Kendall County Health Department

Population: 50,000
Attending: 536
Households Participating: 698
Eligible Households: 14,000
Participation Rate: 4.99%

Oil-based Paint: 16.00
Latex Paint: 16.00
Flammable Solvents: 7.09
Antifreeze: 4.00
Flam. Liq. Not Suit For Bulking: 5.09
Adhesives & Sealers: 18.50
Corrosives: 5.29
Poisons & Pesticides: 12.88
Oils: 31.00
Oxidizers: 1.29
Aerosol Paints: 7.40
Aerosol Poisons: 2.00
Household Batteries: 1.01
Fluorescent Lamps: 7.00
Mercury/Mercury Articles: 0.18
Asbestos: 0.00
Others: 1.09
TOTAL 55 Gallon Drums: 135.82

APPENDIX E

**ALL HOUSEHOLD HAZARDOUS
WASTE COLLECTIONS
BY COUNTY
(THROUGH SFY 2002)**

Adams	Elk Grove Village 6/5/93
Quincy (pilot) 9/22/88	Chicago 95th & Longwood 9/11/93
Quincy 4/16/94	Chicago 2500 West Grand 9/11/93
Alexander	Arlington Heights 9/25/93
Bond	Hodgkins MRDGC 10/2/93
Boone	Chicago 2300 West 52nd St. 10/16/93
Belvidere 5/11/96	Chicago 3200 North Campbell 10/16/93
Brown	Wheeling 4/23/94
Bureau	Evanston 5/21/94
Calhoun	Chicago Daley College 7/16/94
Carroll	Chicago Wilbur Wright College 8/13/94
Milledgeville 9/23/95	Oak Lawn 9/10/94
Cass	Chicago Olive Harvey College 9/17/94
Champaign	Riverdale 9/24/94
Champaign 4/7/90	Hodgkins MWDGC 10/8/94
Rantoul 3/27/93	Rolling Meadows 10/15/94
Urbana 4/13/96	Chicago Warren Park 11/5/94
Rantoul 09/15/01	Glencoe 4/8/95
Champaign-Urbana 11/03/01	Skokie 4/8/95
Christian	Glenview SWANCC 4/22/95
Taylorville 10/23/93	North Park Village 4/22/95
Taylorville 5/31/97	Lemont 4/29/95
Pana 11/17/01	Chicago Devry Inst. 5/6/95
Clark	Chicago 23 Yard Ward Midway 9/9/95
Clay	Hogkins MWRDGC 9/30/95
Clinton	Orland Park 10/14/95
Coles	Park Ridge MWRDGC 3/30/96
Charleston 9/18/93	Matteson 4/20/96
Charleston 10/27/01	Chicago MRF 4/27/96
Cook	Chicago 95th & Longwood 8/24/96
Homewood (pilot) 10/22/88	Glenview SWANCC 9/14/96
Brookfield 11/11/89	East Hazel Crest 9/21/96
North Park Village 9/15/90	Hickory Hills MWRDGC 10/5/96
Park Ridge 9/29/90	Chicago Northwestern University 3/22/97
Orland Township 4/20/91	Chicago Heights 4/5/97
Des Plaines 5/4/91	Arlington Heights 4/19/97
Wilmette/Winnetka 10/5/91	Lincolnwood 6/7/97
Barrington 4/11/92	Chicago University of 8/23/97
Oak Park 5/2/92	Palatine 9/6/97
Mt. Prospect 9/12/92	Palos Hills MWRDGC 10/25/97
Tinley Park/Mokena 4/17/93	Wheeling 4/25/98
ChicagoWard 5 5/15/93	Chicago DeVry 5/2/98
Hoffman Estates 5/22/93	Des Plaines MWRDGC 5/30/98
Schaumburg/Streamwood 5/22/93	Evanston 6/6/98
	South Holland 6/6/98
	Oak Lawn 11/21/98
	Schaumburg MWDGC 5/1/99
	Tinley Park 6/5/99
	Brookfield 10/16/99
	Palos Hills MWRDGC 6/10/00
	Glenview SWANCC 6/24/00
	Broadview 10/7/00
	Chicago UIC 10/21/00

Arlington Heights MWRDGC
10/28/00
Chicago DeVry, 3200 N. Campbell
6/2/01
Flossmoor MWRDGC 6/16/01
Hoffman Estates SWANCC
09/08/01
Wilmette SWANCC 09/15/01
Park Ridge MWRDGC 10/13/01
Oak Lawn MWRDGC 05/04/02
Glencoe SWANCC 06/01/02
Chicago 06/08/02
Elk Grove Village SWANCC
06/22/02

Crawford

Robinson 10/30/93
Robinson 9/16/00

Cumberland

Greenup 10/21/95
Toledo 6/16/01

DeKalb

DeKalb 4/6/91
Sycamore 10/12/96
Sycamore 9/18/99
Sycamore 04/27/02

DeWitt

Clinton 6/3/00

Douglas

Tuscola 4/4/98

DuPage

Naperville 5/5/90
Wheaton 9/14/91
Elmhurst 5/2/92
Lombard 5/1/93
Bartlett 10/9/93
Wood Dale/Addison 6/4/94
Bensenville 6/4/94
Downers Grove 10/8/94
Itasca 10/15/94
Carol Stream 10/29/94
Warrenville 9/16/95
Bollingbrook 9/30/95
Lisle 10/14/95
Glen Ellyn 5/4/96
Westmont 5/18/96
Elmhurst 5/16/98
Bartlett 9/23/00
Woodridge 08/25/01

Edgar

Paris 11/5/94
Paris 4/5/97
Paris 04/13/02

Edwards

Effingham

Effingham 10/27/90
Effingham 10/14/00

Fayette

Vandalia 3/30/96

Ford

Franklin

West Frankfort 10/5/96

Fulton

Lewistown 3/18/95
Lewistown 4/28/01

Gallatin

Shawneetown 3/15/97
Shawneetown 04/27/02

Greene

Grundy

Morris 9/16/95
Morris 09/29/01

Hamilton

Hancock

Carthage 3/18/95

Hardin

Henderson

Henry

Cambridge 3/26/94
Cambridge 8/16/97

Iroquois

(With Ford Co.)Gillman 4/9/94
Watseka 9/9/00

Jackson

Carbondale 10/26/91
Carbondale 6/9/01

Jasper

Newton 3/19/94
Newton 5/19/01

Jefferson

Mt. Vernon 10/23/93

Jersey

Jo Daviess

Elizabeth 9/23/95
Galena 9/20/97

Johnson

Vienna 3/17/90

Kane

St. Charles 5/9/92
Aurora 9/19/92
Elgin 9/25/93
Geneva 9/10/94
South Elgin 10/7/95
North Aurora 6/8/96
Carpentersville 6/8/96
St. Charles 9/28/96
Aurora 5/17/97
St. Charles 9/13/97
Elgin 10/18/97
St. Charles 5/16/98
Elgin 9/26/98
St Charles 5/15/99
St. Charles 5/19/01
St. Charles 05/18/02

Kankakee

Kankakee 10/3/92
Kankakee 05/18/02
Herscher 06/01/02

Kendall

Yorkville 3/25/95
Yorkville 06/29/02

Knox

Galesburg 10/12/91
Galesburg 5/18/96
Galesburg 6/30/01

Lake

Libertyville/Mundelein 9/7/91
Deerfield/Lincolnshire/Highland
Park/Riverwoods 5/8/93
Vernon Hills 10/9/93
Wauconda 4/23/94
Grayslake 6/11/94
Waukegan 5/20/95
Round Lake(Baxter Health) 10/7/95
Zion BFI 5/11/96
Mundelein 4/12/97
Wauconda 8/23/97
Deerfield 7/8/00
Libertyville 9/23/00

LaSalle

Ottawa 4/25/92
LaSalle-Peru 9/17/94
Ottawa 6/13/98
Ottawa 09/22/01

Lawrence**Lee**

Oregon 4/24/93
Ashton 3/23/96
Dixon 4/29/00

Livingston

Pontiac 4/13/96

Logan

Lincoln 10/21/95

McDonough

Macomb 4/16/94

McHenry

Cary 10/24/92
Woodstock 10/24/92
Woodstock 10/19/96
Cary 4/26/97
Crystal Lake 04/13/02

McLean

Bloomington 10/17/92
Bloomington 4/18/98

Macon

Decatur 9/21/91
Decatur 9/21/96
Decatur 9/30/00

Macoupin

Staunton 3/20/93
Carlinville 11/2/96

Madison

Edwardsville 10/19/91
Wood River/Bethalto 3/20/93
Maryville 10/1/94
Roxanna/Wood River 11/2/96
Highland 5/3/97
Granite City 10/24/98
Troy 6/12/99
Glen Carbon 4/21/01
Wood River 10/27/01
Highland 05/04/02

Marion

Centralia 3/28/92
Salem 10/28/95
Salem 11/03/01

Marshall

Henry (with Putnam Co.) 10/12/96
Henry (with Putnam Co.) 04/20/02

Mason

Havana 3/27/93

Massac
Metropolis 4/19/97
Metropolis 04/06/02

Menard

Mercer

Monroe
Waterloo 5/10/97

Montgomery
Hillsboro 10/18/97

Morgan
Jacksonville 5/18/91
Jacksonville 6/2/01

Moultrie

Ogle
Oregon 9/23/95

Peoria
Peoria 4/4/92
Peoria Exposition Gardens 4/4/92
Peoria 4/20/96

Perry
DuQuoin 10/22/94
Pinckneyville 11/03/01

Piatt
Monticello 9/20/97

Pike
Griggsville 10/4/97

Pope

Pulaski

Putnam

Randolph

Richland

Rock Island
Rock Island 5/19/90
Moline 4/30/94
Moline 4/18/98

St. Clair
Swansea 10/3/92
Fairview Heights 5/7/94
Belleville 4/29/95
O'Fallon 6/1/96
Scott Air Force Base 11/1/97

Belleville 6/23/01

Saline
Harrisburg 10/30/93
Eldorado 3/16/96
Harrisburg 10/20/01

Sangamon
Springfield 4/21/90
Springfield 4/22/95
Springfield 5/3/97
Springfield 10/2/99
Springfield 5/5/01

Schuyler
Rushville 3/28/98

Scott

Shelby
Shelbyville 10/10/92

Stark
Toulon 9/11/99

Stephenson
Freeport 4/24/93
Freeport 09/08/01

Tazewell
Pekin 10/13/90
Morton 10/1/94
East Peoria 10/26/96

Union

Vermilion
Danville 4/9/94
Danville 4/12/97
Hoopeston 10/06/01

Wabash
Mt. Carmel (pilot) 10/1/88

Warren
Monmouth 5/10/97

Washington

Wayne
Fairfield 04/20/02

White
Carmi 10/28/95
Carmi 10/20/01

Whiteside
Sterling 10/29/94

Will

Lockport 4/3/93
Richton Park/Park Forest/Matteson
4/17/93
Channahon 10/2/93
Joliet Will County Health Dept.
11/19/94
Joliet J.C. 11/19/94
Plainfield 5/4/96
Romeoville 9/27/97

Williamson

Marion 3/21/98

Winnebago

Rockford 4/28/90

Woodford

El Paso 3/23/96
Roanoke 06/22/02

